

Multi-Item-Query Attention for Stable Sequential Recommendation

Mingshi Xu*

mxuax@connect.ust.hk

Hong Kong University of Science and
Technology
Hong Kong SAR

Haoren Zhu

hzhual@connect.ust.hk

Hong Kong University of Science and
Technology
Hong Kong SAR

Wilfred Siu Hung Ng

wng@ust.hk

Hong Kong University of Science and
Technology
Hong Kong SAR

Abstract

The inherent instability and noise in user interaction data challenge sequential recommendation systems. Prevailing masked attention models, relying on a single query from the most recent item, are sensitive to this noise, reducing prediction reliability. We propose the Multi-Item-Query attention mechanism (MIQ-Attn) to enhance model stability and accuracy. MIQ-Attn constructs multiple diverse query vectors from user interactions, effectively mitigating noise and improving consistency. It is designed for easy adoption as a drop-in replacement for existing single-query attention. Experiments show MIQ-Attn significantly improves performance on benchmark datasets.

CCS Concepts

• Computing methodologies → Neural networks; • Information systems → Information retrieval.

Keywords

Sequential Recommendation, Multi-Item-Query Attention

ACM Reference Format:

Mingshi Xu, Haoren Zhu, and Wilfred Siu Hung Ng. 2025. Multi-Item-Query Attention for Stable Sequential Recommendation. In . ACM, New York, NY, USA, 6 pages. <https://doi.org/10.1145/nnnnnnn.nnnnnnn>

1 INTRODUCTION

In the dynamic field of recommendation systems, the increasing volume of temporal user-item interaction data presents both new opportunities and significant challenges. As interaction sequences lengthen, they encapsulate more complex behavioral patterns, reflecting both the richness and the variability of user preferences. This trend underscores the critical need for recommendation methodologies that are robust and adaptive to the uncertain and unstable nature of user behaviors.

Several approaches have been designed to address the uncertainty in user interaction sequences. Early methods like the Convolutional Sequence Embedding Recommendation Model leveraged larger convolutional kernels to stabilize feature extraction from user interactions [5, 7, 10, 15]. With the attention mechanisms applied in various models [9, 12, 14, 18, 19, 22, 23, 29], there was a significant improvement in prediction stability and accuracy due to their ability to consider entire interaction sequences within the input window. Furthermore, some models have integrated probabilistic distributions with the attention mechanism to capture uncertainty or enhance feature representation in item prediction [16, 17, 20, 26, 28, 31]. However, these attention mechanisms in sequential

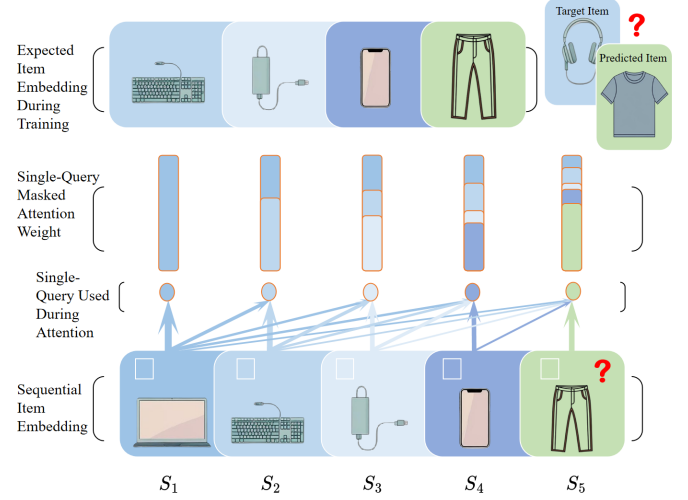


Figure 1: A simplified diagram illustrating the conventional masked attention layer. At each time step, the model computes attention weights using only the query from the most recent item, resulting in a heavily biased output.

recommendation systems rely heavily on the masked attention mechanism to prevent information leakage [6]. As a result, despite the attention layer considering various items to aggregate a final prediction, it predominantly generates the query vector based solely on the latest interacted item, which disproportionately amplifies the influence of the most recent item, potentially skewing prediction accuracy. Figure 1 demonstrates how predictions can become vulnerable when only the most recent item is used for the query.

In response to the challenges of unstable user behaviors in sequential recommendation systems, we introduce a novel Multi-Item-Query attention mechanism (MIQ-Attn) that synthesizes multiple interaction points to construct diversified query item vectors.

While the concept of leveraging multiple queries or modified attention structures bears a superficial resemblance to recent advancements in Large Language Models (LLMs) such as Multi-Query Attention [13], Grouped-Query Attention [27], or Multi-Head Latent Attention [32], our MIQ-Attn is fundamentally different in its motivation, mechanism, and application. Aforementioned attention mechanisms in LLMs primarily aim to alleviate the substantial computational and memory overhead to enhance training and inference speed. In contrast, for sequential recommendation tasks, particularly with common benchmark datasets, the computational cost of the attention mechanism itself is often not the primary bottleneck, as discussed in our complexity analysis (Section 2.3). Instead, the

*Corresponding author

paramount challenge we address is the inherent instability and noise within user interaction sequences by generating multiple, diverse query vectors from recently interacted items, including strategically introduced dummy items.

The MIQ-Attn mitigates the undue influence of any single interaction by distributing attention across a broader context of user interactions. This strategy effectively captures the nuances of user behavior variability, providing more balanced and stable item predictions. This mechanism is meticulously designed to require minimal modifications to existing architectures. It can be seamlessly integrated into existing attention-based models, enhancing their robustness and stability without a substantial system overhaul.

Through rigorous experiments, we compare the performance of the original SASRec [9] with our MIQ-Attn_{SASRec}, revealing that our approach substantially improves sequential item predictions. Our findings indicate that MIQ-Attn can significantly improve prediction accuracy for the datasets characterized by long-term complex user behaviors. By leveraging MIQ-Attn in the S³Rec [19], based on our best knowledge, we achieve state-of-the-art performance on the LastFM [1] dataset.

The contributions of this paper are stated as follows:

- We address the inherent uncertainties within sequential interaction data by diversifying the query generation process.
- We propose a novel MIQ-Attn mechanism that seamlessly integrates with existing models to enhance prediction accuracy.
- We empirically validate MIQ-Attn, demonstrating its superiority through improved performance metrics on benchmark datasets.

2 METHODOLOGY

Sequential recommendation models leveraging attention mechanisms often exhibit sensitivity to the most recent items in a user’s interaction history since conventional masked attention mechanisms generate their query vector based solely on the latest interacted item [9]. The MIQ-Attn constructs a more robust and comprehensive prediction by diversifying the query generation process. Figure 2 depicts the overall architecture of MIQ-Attn.

2.1 Notation

Let U be the set of all users, and S be the set of all items available for recommendation. Each user $i \in U$ has an associated sequence of item interactions $u_i = \{s_1^i, s_2^i, \dots, s_{T_i}^i\}$, where T_i represents the length of user i ’s interaction sequence. The primary objective is to predict the next item $s_{T_i+1}^i$ that user i is most likely to interact with based on their historical sequence u_i . To manage sequences of varying lengths, all sequences are padded to a uniform length T .

Formally, we define a prediction function, $f : U \times S^T \rightarrow S$, which estimates the next item based on the prior sequence. Q denotes the query vectors generated within MIQ-Attn, where each $q_j \in Q$ is a query generated at position j within the query window m .

2.2 Multi-Item-Query Generation

A key technical challenge in generating multiple queries from an interaction sequence is handling items at different positions consistently, especially initial items that lack sufficient preceding history, and ensuring that each query contributes meaningfully to capturing diverse aspects of user intent. To overcome this, MIQ-Attn employs a two-fold strategy for generating query vectors: utilizing a Query

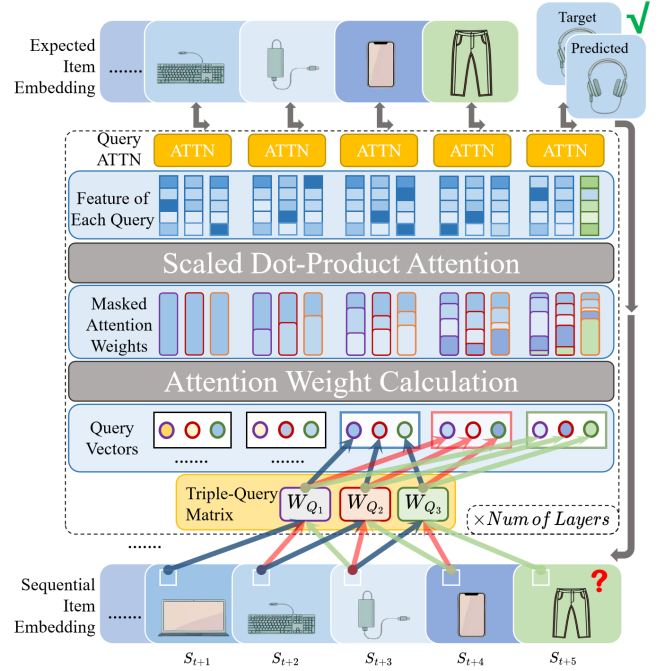


Figure 2: An overview of the proposed MIQ-Attn framework with query window $m=3$.

Window Matrix applied to a carefully constructed input sequence that includes dummy items.

Dummy Item Query: Dummy items, denoted as d_i , form the set $D = \{d_1, d_2, \dots, d_{m-1}\}$, where m is the size of the query window. These dummy items are introduced at the beginning of sequences to ensure uniformity in the training process across all items in a sequence. By mimicking padding tokens and [CLS] tokens in Bert [8] architectures, D provides initial semantic cues that help stabilize model predictions, especially in sparse data scenarios. This uniformity is essential as it allows the model to treat the query of the first few items equally to the later ones.

The expected query generation sequence for user i at time step t , particularly for the initial items in the sequence, is defined as:

$$S_{q,t,i} = \begin{cases} \{d_1, d_{t+1}, \dots, d_{m-1}, s_1^i, \dots, s_t^i\} & \text{if } t < m \\ \{s_{t-m}^i, \dots, s_t^i\} & \text{if } m \leq t < T_i \end{cases}$$

This structured approach provides a consistent contextual grounding for all items, mitigating the cold-start problem for initial sequence elements and improving prediction stability. Alternative approaches, such as zero-padding or replicating the first item, would not provide learnable semantic cues.

Query Window Matrix:

Simply using the original embeddings of multiple items from the recent history as queries might not be optimal. Different historical items might signal different aspects of user intent, and a mechanism is needed to transform these source item embeddings into distinct query vectors that can each focus on different facets of the sequence.

Inspired by the multi-head mechanism in Transformers, but applied differently to query generation, we introduce the Query Window Matrix (QWM). The QWM consists of a set of m distinct projection matrices:

$$W_Q = \{W_{q_1}, W_{q_2}, \dots, W_{q_m}\}$$

where each W_{q_j} in $\mathbb{R}^{d \times d}$ corresponds to a specific position j within the query window of size m . This configuration allows for the generation of unique query vectors $q_j = \hat{E}W_{q_j}$ tailored to each interaction point, ensuring that each query vector captures the nuances of its respective context.

The QWM ensures that while the item embedding matrix \hat{E} is applied uniformly, the transformation by different matrices W_{Q_j} at each window position allows for the generation of distinctive and context-sensitive queries. This captures temporal dependencies and also adapts dynamically to positional variations across different interaction segments.

Query Level Attention: After generating m distinct query vectors, we obtain m corresponding output feature vectors $O = \{o_1, o_2, \dots, o_m\}$. Simple averaging or concatenation might not optimally weight the contributions of different queries, as some queries might be more relevant or reliable than others.

To address this, we employ a query-level attention mechanism in which the set of output feature vectors O are treated as inputs to another attention layer. Let $O_{agg} \in \mathbb{R}^{m \times d}$ be the matrix formed by stacking the m output vectors. We compute aggregated features F_{agg} as:

$$\alpha_j = \text{softmax}_j((O_{agg}W_K)(o_jW_Q)^T / \sqrt{d_k})$$

$$F_{agg} = \sum_{j=1}^m \alpha_j(o_jW_V)$$

where W_Q, W_K, W_V are learnable projection matrices for this query-level attention, and the resulting F_{agg} is the layer output.

2.3 Complexity Analysis

Space Complexity: In single query attention, the space complexity is $O(d^2)$. For MIQ-Attn, this increases to $O(md^2)$, where m represents the number of queries, and d is the dimensionality of the embeddings. The additional space required for multiple projection matrices remains minor compared to the total model size, because md^2 is often substantially smaller than the item embedding matrix with size $|I|d$, where $|I|$ is the total number of items.

Time Complexity: The time complexity for traditional single query attention is $O(T^2d)$, reflective of the pairwise computation across all sequence elements. With MIQ-Attn, it extends to $O(mT^2d + m^2Td)$. Although this introduces additional computations, the relatively small size of m compared to T and the parallelizable nature of self-attention calculations ensure that the overall training time remains largely unaffected.

In summary, while MIQ-Attn introduces additional complexity in terms of space and time, the increases are manageable and justified by the enhanced modeling capabilities and adaptability, especially given the efficiencies of parallel computation [21].

3 EXPERIMENTATION

This section addresses three research issues: **R1:** Can MIQ-Attn improve model performance on different datasets? **R2:** How to select an appropriate hyperparameter query window m , given the distinct properties of the datasets? **R3:** Since many models utilize attention and their architecture varies, can MIQ-Attn enhance the performance of more advanced attention-based models?

Table 1: Dataset statistics (after preprocessing)

Dataset	#users	#items	avg. actions /user	avg. actions /item	#actions
Amazon Beauty	52,024	57,289	7.6	6.9	0.4M
MovieLens-1M	6,040	3,416	163.5	289.1	1.0M
LastFM	1,090	3,646	48.2	14.4	52,551

3.1 Experimental Setup

Datasets: We used three benchmark datasets in our experiments: **Beauty** [3], **ML-1M** [2], and **LastFM** [1]. Due to space limitation, the Beauty and ML-1M were used to evaluate the effectiveness of MIQ-Attn mechanism across diverse domains and conduct ablation study. On the LastFM dataset, we applied the MIQ-Attn mechanism to two attention models to verify its capacity on more advanced models. For Beauty and ML-1M, we adhered to the original configurations from SASRec, whereas for LastFM, we followed the settings from S³Rec. Dataset statistics are detailed in Table 1.

Evaluation Metrics: We employ two widely recognized metrics, the top-k Hit Ratio (**HR@k**) and top-k Normalized Discounted Cumulative Gain (**NDCG@k**). We report results for HR and NDCG at cutoffs of 5, 10, and 20. Consistent with best practices in the field [9, 19, 30], we adopt a leave-one-out evaluation strategy. Specifically, for each user interaction sequence, the last item serves as the test sample, the penultimate item as the validation sample, and all preceding items as training data. To ensure robust comparisons and mitigate the variability due to traditional sampling methods, we employ the full-corpus method for negative sample selection, which uses all items that did not interact with the user as the negative samples, and is widely accepted in the latest works [24, 25, 30, 33].

Parameter Settings: For experimental settings, all the benchmarks use their original hyperparameters which show the best performance. For MIQ-Attn¹, we adjust the item embedding size and the dropout rate according to the query window size. Our model utilizes the PyTorch library on a GeForce RTX 4080 GPU.

3.2 Experimental Results

Table 2 illustrates the comparative efficacy of the original SASRec model with the MIQ-Attn version (**R1**). When applied to the ML-1M dataset, our enhanced model demonstrates a notable improvement in all performance metrics. However, the results of the Beauty dataset were less pronounced. This discrepancy could be attributed to the shorter average interaction length per user in the Beauty dataset. The introduction of additional dummy item sequences may have disproportionately influenced the original sequence, leading to suboptimal outcomes. This effect was obvious when query window $m = 10$, which exceeds the average sequence length, resulting in a drastically drop in model performance.

Concerning **R2**, our investigation into the optimal size for the query window m suggests that it should approximately equate to 1/10 of the average actions per user as shown in Table 2 **ML-1M**, this is also a clue since for **Beauty**, the average length is around 8, thus the optimal query window m should be around 1, which means the unsuitability of using MIQ-Attn.

¹<https://github.com/mxuax/MQ-Attn2025>

Table 2: Comparative performance on the Beauty and ML-1M datasets. The subscript m of MIQ-Attn_m represents the size of the query window used. The best and second-best methods in each row are shown in bold and underlined, respectively.

@n	Metric	Beauty					ML-1M				
		SASRec	MIQ-Attn ₂	MIQ-Attn ₃	MIQ-Attn ₅	MIQ-Attn ₁₀	SASRec	MIQ-Attn ₃	MIQ-Attn ₅	MIQ-Attn ₁₀	MIQ-Attn ₁₅
5	HIT	0.0165	<u>0.0175</u>	0.0123	0.0195	0.0021	0.0850	0.0910	0.0880	0.1030	<u>0.0960</u>
	NDCG	0.0093	<u>0.0096</u>	0.0066	0.0104	0.0010	<u>0.0508</u>	0.0451	0.0453	0.0515	0.0471
10	HIT	0.0267	<u>0.0258</u>	0.0246	0.0246	0.0021	<u>0.1570</u>	0.1610	<u>0.1780</u>	0.1790	0.1660
	NDCG	0.0125	<u>0.0123</u>	0.0104	0.0121	0.0010	0.0739	0.0677	<u>0.0742</u>	0.0759	0.0692
20	HIT	0.0412	0.0402	0.0494	<u>0.0421</u>	0.0052	0.2610	0.2770	<u>0.2740</u>	0.2910	0.2590
	NDCG	0.0162	0.0160	0.0167	<u>0.0165</u>	0.0018	<u>0.0999</u>	0.0967	0.0984	0.1041	0.0926

Table 3: Performance on the LastFM Dataset Across Different Models. The best and second-best methods in each row are shown in bold and underlined, respectively. Query window $m = 5$ in this table. % Imp1 refers to improvement from $\text{MIQ-Attn}_{\text{SASRec}}$ vs. SASRec, % Imp2 refers to improvement from second best to best. * means the improvement is statistically significant.

@n	Metric	Type 1: No Pretrain, Item Sequence Only					Type 2: Pretrain, Other Features Included			
		GRU4Rec _F	SRGNN _F	SASRec _F	MIQ-Attn _{SASRec_F}	Imp1	S ³ Rec	S ³ Rec _F	MIQ-Attn _{S³Rec_F}	Imp2
5	HIT	0.0339	0.0303	0.0303	0.0376	24.09%*	0.0413	<u>0.0431</u>	0.0541	25.52%*
	NDCG	0.0233	0.0200	0.0161	0.0194	20.50%*	<u>0.0264</u>	0.0250	0.0365	38.26%*
10	HIT	0.0468	0.0468	0.0486	0.0578	18.93%*	<u>0.0752</u>	0.0743	0.0844	12.23%*
	NDCG	0.0274	0.0253	0.0221	0.0261	18.10%*	<u>0.0371</u>	0.0349	0.0459	23.72%*
20	HIT	0.0624	0.0596	0.0826	0.0881	6.66%*	0.1193	<u>0.1266</u>	0.1294	2.21%
	NDCG	0.0313	0.0285	0.0305	0.0337	10.49%*	0.0480	<u>0.0481</u>	0.0572	18.92%*

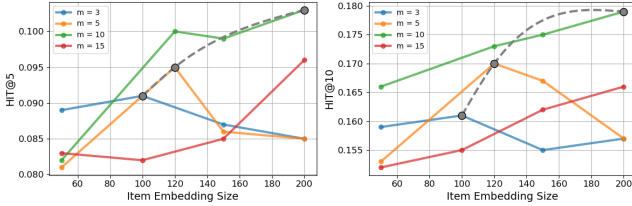


Figure 3: The relationships between model performance and item embedding size with different query window m are shown. Each point in the figure corresponds to the highest achieved metric score under specific hyperparameters.

Table 3 presents the results of applying MIQ-Attn to two model variations: SASRec_F and S³Rec_F. In this context, the subscript “ F ” denotes a variant of the foundational model that integrates a novel loss function with a cumulative temporal term [30]. Additionally, we include results from the original S³Rec [19] implementation, GRU4Rec_F [4], and SRGNN_F [11] to ensure robust assessment. Notably, MIQ-Attn achieves the highest performance across both **Type 1**: the basic model, which utilizes only item sequence data without pretraining, and **Type 2**: the more sophisticated models that employ a self-supervised approach to leverage intrinsic data correlations as additional signals through pretrain models, subsequently fine-tuned on sequential data [19]. It is noteworthy that MIQ-Attn_{S³Rec_F} has achieved state-of-the-art performance on the LastFM dataset. This comprehensive evaluation underscores the adaptability and performance enhancement offered by MIQ-Attn (R3).

3.3 Hyperparameter Analysis

In exploring the optimal settings for MIQ-Attn, we analyzed the interplay between the query window size m and the item embedding size. Due to space constraints, we evaluate on the ML-1M dataset with the HIT@5 and HIT@10 metrics. Figure 3 shows the results, the grey dots show the best embedding size given m and the

dashed spline connecting them indicates that optimal item embedding sizes increase in tandem with the query window, particularly when the query window size is within one-tenth of the average interaction length. This suggests a scalable relationship between the query window and embedding dimensions that merits further exploration for parameter-tuning to enhance performance in recommendation systems. The propensity for larger embedding sizes to improve model performance may be attributed to the enhanced representation capabilities afforded by MIQ-Attn.

4 CONCLUSION

In this study, we introduce a novel Multi-Item-Query attention mechanism for sequential recommendation systems and validated its effectiveness through systematic experimentation. Our empirical findings demonstrate that MIQ-Attn significantly improves the accuracy of recommendations by addressing a critical limitation in traditional masked attention mechanisms. Future work focuses on two main aspects: (1) exploring a more dynamic query mechanism that can adaptively select the optimal query window based on the real-time interaction sequence of users, and (2) delving deeper into the feature vectors generated from different queries to investigate their potential in reflecting the uncertainty properties of users.

References

- [1] Thierry Bertin-Mahieux et al. “The Million Song Dataset”. In: *Proceedings of the 12th International Conference on Music Information Retrieval (ISMIR 2011)*. 2011.
- [2] F Maxwell Harper and Joseph A Konstan. “The movielens datasets: History and context”. In: *Acm transactions on interactive intelligent systems (tiis)* 5.4 (2015), pp. 1–19.
- [3] Julian J. McAuley et al. “Image-based Recommendations on Styles and Substitutes”. In: *CoRR* abs/1506.04757 (2015). arXiv: 1506.04757.

- [4] Balázs Hidasi et al. *Session-based Recommendations with Recurrent Neural Networks*. 2016. arXiv: [1511.06939 \[cs.LG\]](#).
- [5] Donghyun Kim et al. “Convolutional Matrix Factorization for Document Context-Aware Recommendation”. In: *Proceedings of the 10th ACM Conference on Recommender Systems*. RecSys ’16. Boston, Massachusetts, USA: Association for Computing Machinery, 2016, pp. 233–240. ISBN: 9781450340359. doi: [10.1145/2959100.2959165](#).
- [6] Ashish Vaswani et al. “Attention Is All You Need”. In: CoRR abs/1706.03762 (2017). arXiv: [1706.03762](#).
- [7] Lei Zheng, Vahid Noroozi, and Philip S. Yu. “Joint Deep Modeling of Users and Items Using Reviews for Recommendation”. In: *Proceedings of the Tenth ACM International Conference on Web Search and Data Mining*. WSDM ’17. Cambridge, United Kingdom: Association for Computing Machinery, 2017, pp. 425–434. ISBN: 9781450346757. doi: [10.1145/3018661.3018665](#).
- [8] Jacob Devlin et al. “BERT: Pre-training of Deep Bidirectional Transformers for Language Understanding”. In: CoRR abs/1810.04805 (2018). arXiv: [1810.04805](#).
- [9] Wang-Cheng Kang and Julian McAuley. *Self-Attentive Sequential Recommendation*. Aug. 2018. arXiv: [1808.09781 \[cs\]](#).
- [10] Jiaxi Tang and Ke Wang. *Personalized Top-N Sequential Recommendation via Convolutional Sequence Embedding*. Sept. 2018. doi: [10.48550/arXiv.1809.07426](#). arXiv: [1809.07426 \[cs\]](#).
- [11] Shu Wu et al. “Session-based Recommendation with Graph Neural Networks”. In: CoRR abs/1811.00855 (2018). arXiv: [1811.00855](#).
- [12] Shuai Zhang et al. “Next Item Recommendation with Self-Attention”. In: CoRR abs/1808.06414 (2018). arXiv: [1808.06414](#).
- [13] Noam Shazeer. “Fast Transformer Decoding: One Write-Head is All You Need”. In: CoRR abs/1911.02150 (2019). arXiv: [1911.02150](#).
- [14] Fei Sun et al. “BERT4Rec: Sequential Recommendation with Bidirectional Encoder Representations from Transformer”. In: CoRR abs/1904.06690 (2019). arXiv: [1904.06690](#).
- [15] Dan Yang et al. “A Time-Aware CNN-Based Personalized Recommender System”. In: *Complexity* 2019.1 (2019), p. 9476981. doi: <https://doi.org/10.1155/2019/9476981>. eprint: <https://onlinelibrary.wiley.com/doi/pdf/10.1155/2019/9476981>.
- [16] Weiwei Zhang et al. “Recommendation system in social networks with topical attention and probabilistic matrix factorization”. In: *PLOS ONE* 14.10 (Oct. 2019), pp. 1–18. doi: [10.1371/journal.pone.0223967](#).
- [17] Lei Zheng et al. “Deep Distribution Network: Addressing the Data Sparsity Issue for Top-N Recommendation”. In: *Proceedings of the 42nd International ACM SIGIR Conference on Research and Development in Information Retrieval*. SIGIR’19. Paris, France: Association for Computing Machinery, 2019, pp. 1081–1084. ISBN: 9781450361729. doi: [10.1145/3331184.3331330](#).
- [18] Xu Xie et al. “Contrastive Pre-training for Sequential Recommendation”. In: CoRR abs/2010.14395 (2020). arXiv: [2010.14395](#).
- [19] Kun Zhou et al. “S3-Rec: Self-Supervised Learning for Sequential Recommendation with Mutual Information Maximization”. In: CoRR abs/2008.07873 (2020). arXiv: [2008.07873](#).
- [20] Ziwei Fan et al. “Modeling Sequences as Distributions with Uncertainty for Sequential Recommendation”. In: *Proceedings of the 30th ACM International Conference on Information & Knowledge Management*. Virtual Event Queensland Australia: ACM, Oct. 2021, pp. 3019–3023. ISBN: 978-1-4503-8446-9. doi: [10.1145/3459637.3482145](#).
- [21] Deepak Narayanan et al. “Efficient large-scale language model training on GPU clusters using megatron-LM”. In: *Proceedings of the International Conference for High Performance Computing, Networking, Storage and Analysis*. SC ’21. St. Louis, Missouri: Association for Computing Machinery, 2021. ISBN: 9781450384421. doi: [10.1145/3458817.3476209](#).
- [22] Gabriel de Souza Pereira Moreira et al. “Transformers4Rec: Bridging the Gap between NLP and Sequential / Session-Based Recommendation”. In: *Proceedings of the 15th ACM Conference on Recommender Systems*. RecSys ’21. Amsterdam, Netherlands: Association for Computing Machinery, 2021, pp. 143–153. ISBN: 9781450384582. doi: [10.1145/3460231.3474255](#).
- [23] Yongjun Chen et al. “Intent Contrastive Learning for Sequential Recommendation”. In: *arXiv preprint arXiv:2202.02519* (2022).
- [24] Aleksandr Petrov and Craig Macdonald. *A Systematic Review and Replicability Study of BERT4Rec for Sequential Recommendation*. 2022. arXiv: [2207.07483 \[cs.IR\]](#).
- [25] Aleksandr Petrov and Craig Macdonald. “Effective and Efficient Training for Sequential Recommendation using Recency Sampling”. In: *Proceedings of the 16th ACM Conference on Recommender Systems*. RecSys ’22. Seattle, WA, USA: Association for Computing Machinery, 2022, pp. 81–91. ISBN: 9781450392785. doi: [10.1145/3523227.3546785](#).
- [26] Ruihong Qiu et al. “Contrastive Learning for Representation Degeneration Problem in Sequential Recommendation”. In: *Proceedings of the Fifteenth ACM International Conference on Web Search and Data Mining*. Feb. 2022, pp. 813–823. doi: [10.1145/3488560.3498433](#). arXiv: [2110.05730 \[cs\]](#).
- [27] Joshua Ainslie et al. *GQA: Training Generalized Multi-Query Transformer Models from Multi-Head Checkpoints*. 2023. arXiv: [2305.13245 \[cs.CL\]](#).
- [28] Yingfei Hong, Xiaoqun Yuan, and Xuhui Li. *Dcl4rec: An Effective Debaised Contrastive Learning Framework for Long-Tail Sequential Recommendation*. 2023. doi: [10.2139/ssrn.4558746](#).
- [29] Anton Klenitskiy and Alexey Vasilev. “Turning Dross Into Gold Loss: is BERT4Rec really better than SASRec?” In: *Proceedings of the 17th ACM Conference on Recommender Systems*. RecSys ’23. ACM, Sept. 2023, pp. 1120–1125. doi: [10.1145/3604915.3610644](#).
- [30] Fangyu Li et al. *Improving Sequential Recommendation Models with an Enhanced Loss Function*. 2023. arXiv: [2301.00979 \[cs.IR\]](#).
- [31] Yuhao Yang et al. “Debaised Contrastive Learning for Sequential Recommendation”. In: *Proceedings of the ACM Web Conference 2023*. Apr. 2023, pp. 1063–1073. doi: [10.1145/3543507.3583361](#). arXiv: [2303.11780 \[cs\]](#).

- [32] DeepSeek-AI et al. *DeepSeek-V2: A Strong, Economical, and Efficient Mixture-of-Experts Language Model*. 2024. arXiv: [2405.04434](#) [cs.CL].
- [33] Jiaqi Zhai et al. *Actions Speak Louder than Words: Trillion-Parameter Sequential Transducers for Generative Recommendations*. 2024. arXiv: [2402.17152](#) [cs.LG].