

ASSESSING SPEECH QUALITY METRICS FOR EVALUATION OF NEURAL AUDIO CODECS UNDER CLEAN SPEECH CONDITIONS

Wolfgang Mack^{1,*}, Nezih Topaloglu^{2,*}, Laura Lechler¹, Ivana Balić¹,
Alexandra Craciun¹, Mansur Yesilbursa¹, Kamil Wojcicki¹

¹Collaboration AI, Cisco Systems, Inc.

²Faculty of Engineering and Natural Sciences, Yeditepe University, Istanbul, Turkey
{womack, kamilwoj}@cisco.com

ABSTRACT

Objective speech-quality metrics are widely used to assess codec performance. However, for neural codecs, it is often unclear which metrics provide reliable quality estimates. To address this, we evaluated 45 objective metrics by correlating their scores with subjective listening scores for clean speech across 17 codec conditions. Neural-based metrics such as `score_q` and `utmos` achieved the highest Pearson correlations with subjective scores. Further analysis across different subjective quality ranges revealed that non-intrusive metrics tend to saturate at high subjective quality levels.

Index Terms— Speech quality, neural audio codecs, evaluation, objective metrics, crowdsourced listening tests

1. INTRODUCTION

Rigorous assessment of perceived speech quality is essential for modern telecommunication systems. It underpins quality-of-experience (QoE) assurance in operation and enables evidence-based selection of signal processing and machine learning components during development. Speech quality can be assessed using subjective (human listening) and/or objective (algorithmic) methods. Subjective tests, such as absolute category rating (ACR) (ITU-T P.800), which yields the mean opinion score (MOS), along with MUSHRA (ITU-R BS.1534) and BS.1116, are considered the gold standard for evaluating perceptual quality. These must be executed under standardized conditions and are generally time consuming and costly. Objective methods, in contrast, are fast, inexpensive, and amenable to continuous (online) monitoring. While classical metrics are often intrusive (reference-based) (e.g. `pesq` [1], `polqa` [2], and `warpq` [3]), there has been a growing interest [4–6] in developing non-intrusive methods that estimate quality directly from the test signal alone, such as `dnsmos` [7], `nisqa` [8] and `utmos` [9].

Neural audio codecs have recently emerged as a transformative alternative to traditional DSP-based codecs, achieving intelligible and often high-quality speech transmission even at ultralow bitrates (<2kbps) [10–17]. Their adoption is accelerating in bandwidth-constrained applications such as large-scale conferencing, cloud gaming, XR/VR, and on-device communication [18, 19]. However, such codecs can

exhibit generative artifacts including temporal inconsistencies, perceptual hallucinations, and unnatural timbre shifts, which differ fundamentally from the distortions seen in traditional codecs [20]. As a result, widely used objective metrics, which were originally optimized for perceptual fidelity and assessment of DSP-introduced artifacts, may correlate poorly with human preference of speech quality for neural codecs [20, 21]. This mismatch undermines both codec development (metric-driven model selection) and monitoring of operational quality.

Despite the rapid development of neural codecs, there is no comprehensive large-scale study that systematically compares diverse objective metrics, intrusive and non-intrusive alike, against crowdsourced listening tests across both low-bitrate and ultralow-bitrate operating points. Prior comparisons [20, 22] are restricted in both the number of objective metrics and codec conditions. In contrast, the present work mitigates the above knowledge gap by benchmarking a large suite of objective metrics against listener judgments. Specifically, we report on the evaluation of 45 objective metrics under 17 codec conditions and corresponding crowdsourced listening test results. The listening tests leverage the MUSHRA-1S [23] methodology capable of resolving subtle quality differences at the higher end of the quality scale more effectively than achievable by ACR tests [24]. More importantly, the listening tests are conducted at 24 kHz, which aligns with the sampling rate of many neural codecs. We then analyze rank and linear correlations to derive practical guidelines for selecting metrics that are both discriminative for fast codec comparison and robust for monitoring service quality.

Our main contributions include a unified, large-scale comparison of intrusive and non-intrusive metrics on modern neural codecs, based on MUSHRA-1S listening tests [23]. Additionally, this work introduces a reproducible evaluation protocol designed to enable efficient and repeatable estimation of metric-perception alignment at scale. Finally, empirically grounded recommendations for selecting objective metrics are offered. These are aimed at helping practitioners choose metrics that better reflect human perception, thereby speeding up model development and maintaining confidence in quality outcomes for neural codecs.

* Equal contribution.

2. METHODS

This section introduces the signal model, details the computation of correlations between objective and subjective scores, and outlines the evaluation methods employed.

2.1. Fundamentals

We consider a set \mathcal{X} of N discrete time-domain speech signals, i.e.,

$$\mathcal{X} = \{x_1, \dots, x_N\}. \quad (1)$$

A set of C neural audio codec conditions (codecs and bitrates) $\mathcal{A} = \{\mathcal{A}_1, \dots, \mathcal{A}_C\}$ are applied to speech in \mathcal{X} , yielding corresponding C processed sets $\mathcal{P} = \{\mathcal{X}_1, \dots, \mathcal{X}_C\}$, where $\mathcal{X}_C = \{x_1^C, \dots, x_N^C\}$ contains the speech processed by \mathcal{A}_C .

All files in \mathcal{P} are evaluated using objective and subjective metrics, leading to a total of $C \cdot N$ scores per metric, N for each codec condition. For each objective metric, we compute the Pearson [25], Spearman [26] and Kendall [27] correlations of the $C \cdot N$ scores against their subjective counterparts. Reporting on all three correlations accounts for different assumptions (linearity vs. monotonicity; raw values vs. ranks) and guards against outliers and ties: Pearson quantifies linear association, Spearman applies Pearson to ranks to capture general monotonic trends and handle ordinal data, while Kendall compares concordant/discordant pairs, offering a probabilistic interpretation and stronger tie handling.

2.2. Subjective Evaluation and Objective Metrics

For subjective evaluation, we adopt the recently proposed MUSHRA-1S variant of the MUSHRA test, which includes a single test condition [23]. MUSHRA-1S was shown to be more scalable with respect to the number of conditions than regular MUSHRA tests and to have a more fine-grained evaluation scale than ACR tests [24]. Scalability in terms of condition-number is crucial in our tests, as we compare many objective scores with many codec conditions. In MUSHRA-1S, participants are presented with a single condition plus anchor and reference. The results of multiple tests can be merged to achieve a reliable comparison of a large number of conditions, something not achievable with a single MUSHRA test and challenging to achieve with multiple MUSHRA tests.

The objective metrics we consider range from traditional signal-processing metrics such as `pesq` to state-of-the-art neural-based metrics such as `utmos` or `scoreq`. We compare both intrusive (with reference) and non-intrusive metrics.

3. EXPERIMENTS

We evaluated a total of 17 codec conditions with 45 objective metrics and MUSHRA-1S on 100 clean speech files from the low-resource audio coding (LRAC) challenge¹ blind test set of Track 1. As a result of the subjective testing, the mean number of votes per file is approximately 7, following the suggestion in [23].

Table 1 provides an overview of the neural codecs and their respective bitrates. The codecs and bitrates were selected such that the audio quality covers large parts of the MUSHRA range (0–100). The selected codecs intentionally

Table 1. Neural audio codecs evaluated in this study, sorted alphabetically.

Codec name	Bitrates (kbps)	Model F_s (kHz)	Year
Audiodec [10]	6.4	24	2023
BigCodec [18]	1.0	16	2024
DAC [12]	1.3, 5.3, 8.0	24	2023
DAC Tiny* [13]	8.0	16	2024
DualCodec** [16]	0.9	24	2025
Encodec [11]	1.5, 6.0	24	2022
ESC [13]	1.5, 6.0	16	2024
Internal Codec***	1.0, 6.0	16	2024
Mimi [19]	1.1	24	2024
Semanticodec [15]	1.4	16	2024
SNAC [14]	1.0	24	2024
StableCodec [17]	1.0	16	2024

*A lightweight 16 kHz variant from the DAC family, published by the ESC team [13]. **Frame rate: 12.5 Hz, version: v1. ***An internal audio codec included to improve the coverage of the MUSHRA scale.

differ, e.g., in terms of network design and training, compute, latency, bitrate and spectral bandwidth, to help support a diverse range of output distortions. The codec sampling frequency depends on the system and is listed in Table 1.

For the crowdsourced subjective tests, MUSHRA-1S was used. The anchor and reference were sampled at 24 kHz. The anchor was processed by Opus 6 kbps [28].

For the objective evaluation, we used the VERSA toolkit, a framework for a wide range of speech and audio quality metrics [21]. For intrusive metrics, the sampling frequency of the reference signals was adjusted to that of the codecs. In this investigation, we consider codecs with MUSHRA-1S scores in the range of [0, 50] as low quality, [50, 75] as medium quality, and [75, 100] as high quality.

4. CORRELATION ANALYSIS

In this section, we assess the correlation of objective scores with subjective results for different codec conditions.

The absolute Pearson, Spearman, and Kendall correlations for each objective metric with MUSHRA scores are shown in Figure 1. The weakest correlations arise for reverberation-focused predictors (`srnr`, `sigmos_reverb`) (which are largely irrelevant for clean speech), f_0 -error metrics (`f0corr`, `f0rmse`), and waveform-matching measures (`se_sdr`, `se_sar`, `se_si_snr`), which is consistent with the generative, non-waveform-preserving nature of neural codecs. Midrange performance is observed for metrics such as `torch_squim`, `sigmos_sig`, `nisqa`, and `wvmos`. The highest Pearson correlations are obtained for the `scoreq` family (`scoreq_ref`: 0.87, `nomad`: 0.83, `scoreq_nr`: 0.81), `audiobox_aesthetics_ce` (0.80), `sheet_ssqa` (0.81), and `utmos` (0.82). For the intrusive metrics with the strongest correlations (`scoreq_ref` and `nomad`), Pearson,

¹<https://lrac.short.gy>

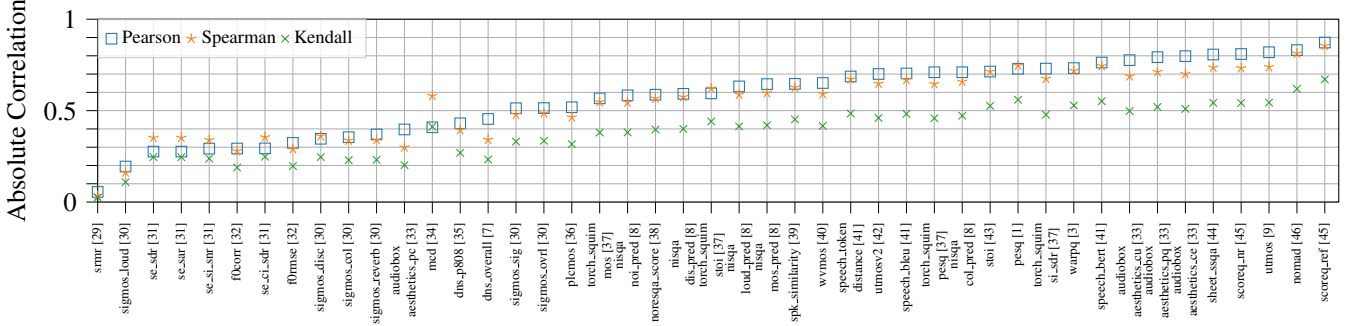


Fig. 1. Absolute correlation coefficients of objective metrics (from VERSA [21]) with subjective scores. The metrics are ordered from weakest to strongest Pearson correlation. We evaluated 17 conditions with 100 samples each, resulting in a total of 1700 data points for the correlation analysis.

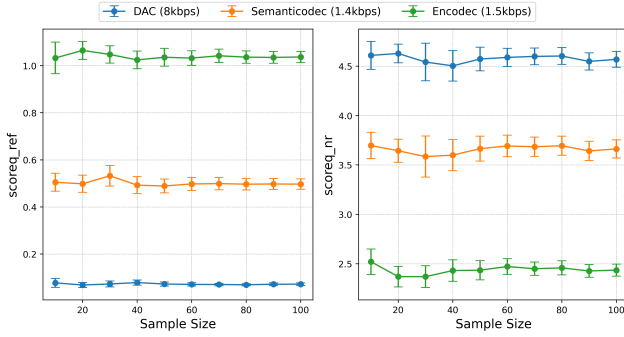


Fig. 2. Mean and confidence intervals of two selected objective metrics over a subset of audio files for a high-, medium-, and low-quality codec condition.

Spearman, and Kendall produced mostly identical rankings of methods, indicating that the associations are mostly monotonic and approximately linear, with little influence from outliers or ties. The best-correlated non-intrusive metrics (utmos, scoreq_nr) show much smaller Spearman and Kendall correlation coefficients compared to their Pearson correlation. This phenomenon suggests ranking deficiencies of these metrics and will be analyzed in more detail in Figure 3. scoreq_ref achieves the highest correlation in Pearson, Spearman, and Kendall. It is worth to note that all the metrics that exhibit Pearson correlation higher than 0.8 are based on neural networks. warpq and pesq perform best among the classical baselines, with a Pearson correlation of 0.73.

To investigate the effect of the number of audio files on the objective scores, an evaluation of the confidence intervals over a random subset of audio files is depicted in Figure 2 for selected codecs and metrics. As representatives of intrusive and non-intrusive metrics, we report the mean values and confidence intervals of scoreq_ref and scoreq_nr for a high-, medium-, and low-quality codec condition: DAC-8kbps, Semanticcodec-1.4kbps, Encodec-1.5kbps, respectively. As expected, increasing the sample size decreases the confidence intervals. Overall, the confidence intervals of the intrusive method are smaller than those of the non-intrusive method. The reference seems to stabilize the scores. This behavior is especially visible for the high-quality codec, where the confidence interval of the

intrusive method is very small even for small sample sizes. For the non-intrusive method, the confidence intervals of all codec evaluations are in a comparable range for various sample sizes. Similar results were found for other selected intrusive/non-intrusive methods. A jump in the mean values from sample size 10 to 20/30 is observed for low and medium quality codecs. This suggests using more samples for such codecs. The mean stabilizes for higher sample sizes. For ranking codecs, the sample size needs to be determined based on significance-testing between the scores.

To analyze the codec rankings in more detail, Figure 3 shows objective vs. subjective scores for high-correlation metrics across all codecs. Since scoreq and nomad are very similar, we do not report nomad, but two commonly used metrics: pesq and utmosv2. The plots in Figure 3 show the mean and confidence intervals together with a regression line of objective vs. subjective scores for individual codecs and metrics. Within the utmos family, utmos consistently outperforms utmosv2. Note that we observed run-to-run variability for utmosv2, possibly due to internal random frame selection (not currently exposed in VERSA). Overall, scoreq_ref performs best and follows an almost linear trend across the majority of codecs (high reliability). scoreq_nr performs slightly worse, especially at high MUSHRA scores, where scoreq_nr gives almost identical values for a wide range of subjective scores.

To further investigate objective metric saturation for high MUSHRA-1S scores, we marked that range for selected metrics in Figure 3 with red ellipses. The intrusive metrics scoreq_ref, pesq, warpq show a near-linear correlation, while non-intrusive metrics such as scoreq_nr, ce from audiobox, sheet_ssqa, and utmos exhibit near constant objective scores here. We hypothesize that the saturation is caused by MOS-based training objectives of the non-intrusive methods. The target MOS is obtained via ACR tests which have a coarse 5-point scale per answer. Though multiple answers can lead to a continuous range, high-quality conditions might consistently be rated as 5, leading to difficulties in discriminating between them [23]. Consequently, non-intrusive metrics trained with MOS scores are less sensitive for comparing high-quality codecs. This finding is consistent with the

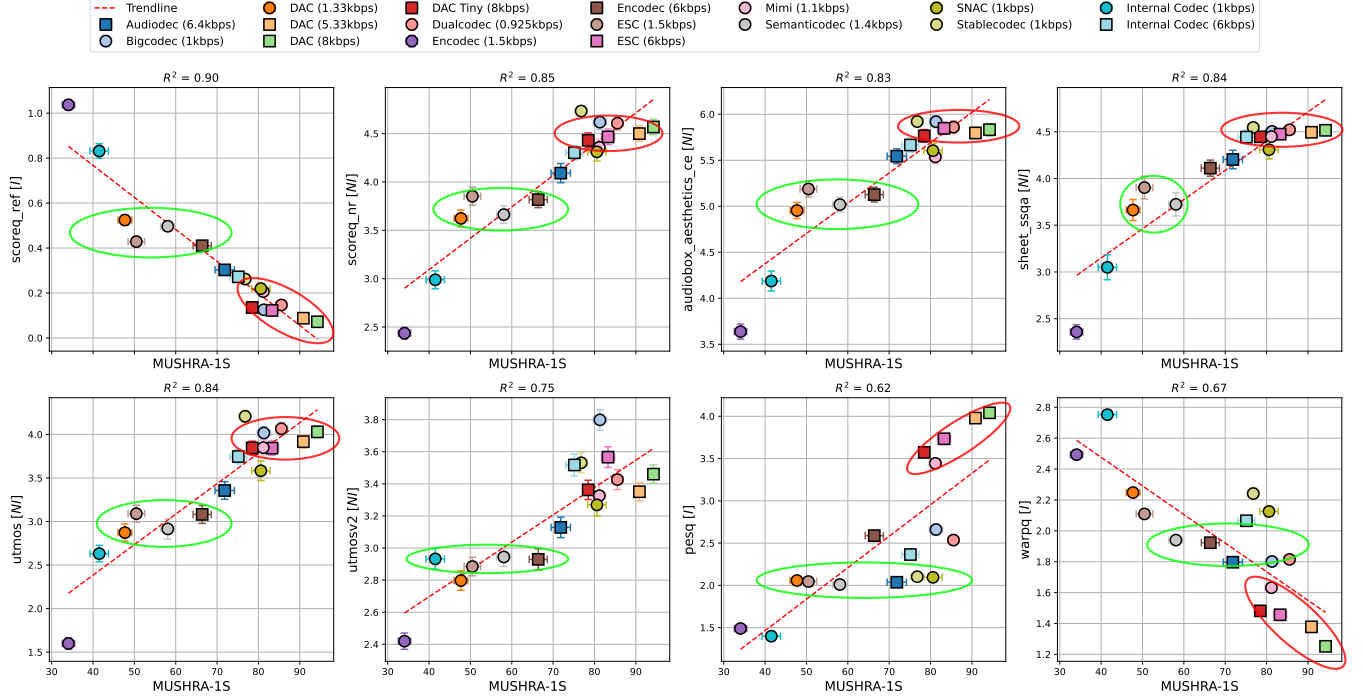


Fig. 3. Condition-wise plot of average objective vs. subjective scores (merged MUSHRA-1S) with 95 % confidence intervals (based on 100 files per condition) and linear regression line. The red ellipses mark codecs that obtain high scores both in MUSHRA-1S and the corresponding objective metric. The green ellipses indicate conditions that are scored very similarly by objective metric while having large spread in subjective score. Circle/circular markers depict ultra-low bitrates (around 1 kbps), square markers depict low bitrates (around 6 kbps). Abbreviations I and NI specify intrusive and non-intrusive metrics, respectively.

drop of the Spearman and Kendall correlations with respect to the Pearson correlation reported earlier for top non-intrusive metrics. The drop is likely caused by score clustering in the high-MUSHRA range, leading to ranking issues from tied scores. Alternatively, it is arguable whether codecs with such high MUSHRA scores have quality differences, or if the intrusive objective metrics and the MUSHRA-1S tests evaluate non-quality-degrading differences to the reference signal.

Another interesting observation is that for a wide range of MUSHRA scores, some of the corresponding objective scores are nearly constant in the low and medium ranges. This is marked by green ellipses in Figure 3. All objective metrics exhibit this behavior to some extent, which is most prominent for *pesq*, *utmosv2*, and *warpq*. This behavior suggests that human perception is sensitive to certain codec distortions, which the objective metrics fail to capture. For *pesq*, this is a known phenomenon [47, 48]. For the evaluated codecs, the smallest MUSHRA range in the green ellipses that is mapped to nearly identical values is exhibited by *sheet_ssqa*, where codecs spread about 10 MUSHRA points. The widest spread of around 35 MUSHRA points is observed for *pesq*.

Overall, we recommend using *scoreq*, *utmos* and *ce* from *audiobox*, along with *sheet_ssqa* for codec evaluation, for cases expected to fall within the low to medium MUSHRA score range. For codecs that are likely to operate

in the high MUSHRA range, we recommend the use of intrusive metrics such as *scoreq_ref*.

5. CONCLUSION

We ran listening tests across 17 codec conditions on clean speech and compared the resulting scores with 45 objective metrics. The strongest correlations were obtained by neural approaches, in particular *scoreq* variants, the *audiobox* metric *ce*, *sheet_ssqa*, and *utmos*. The strongest correlation was achieved by *scoreq_ref* with a Pearson correlation of -0.87 . Among classical objective metrics, *warpq* and *pesq* performed best, with an absolute Pearson correlation of 0.73 . Several non-intrusive, MOS-trained metrics saturated at high subjective quality, thus weakening rankings. Intrusive metrics remained discriminative, with smaller confidence intervals. As a practical guideline for codec evaluation, we proposed to use *scoreq/utmos/ce/sheet_ssqa* for low-medium quality conditions, and intrusive metrics such as *scoreq_ref* for higher quality conditions. The confidence interval analysis reveals a shrinkage with sample size (the confidence intervals of intrusive metrics are smaller). The selection of the sample size should be based on the desired confidence interval width. Future work includes analysis of the influence of noise and reverberation on objective metrics.

6. REFERENCES

- [1] A.W. Rix et al., “Perceptual evaluation of speech quality (PESQ)-a new method for speech quality assessment of telephone networks and codecs,” in *Proc. IEEE Int. Conf. Acoust., Speech, Signal Process. (ICASSP)*, 2001, pp. 749–752.
- [2] John G. Beerends et al., “Perceptual Objective Listening Quality Assessment (POLQA), The Third Generation ITU-T Standard for End-to-End Speech Quality Measurement Part I—Temporal Alignment,” *J. Audio Eng. Soc.*, vol. 61, no. 6, 2013.
- [3] Wissam A. Jassim et al., “WARP-Q: Quality prediction for generative neural speech codecs,” in *Proc. IEEE Int. Conf. Acoust., Speech, Signal Process. (ICASSP)*, 2021, pp. 401–405.
- [4] Wen-Chin Huang et al., “The VoiceMOS challenge 2022,” in *Proc. Interspeech*, 2022, pp. 4536–4540.
- [5] Erica Cooper et al., “The Voicemos challenge 2023: Zero-shot subjective speech quality prediction for multiple domains,” in *Aut. Speech Recog. and Underst. W. (ASRU)*, 2023, pp. 1–7.
- [6] Wen-Chin Huang et al., “The Voicemos challenge 2024: Beyond speech quality prediction,” in *Proc. IEEE Spoken Lang. Technol. Workshop (SLT)*, 2024, pp. 803–810.
- [7] Chandan K. A. Reddy, Vishak Gopal, and Ross Cutler, “Dnsmos p.835: A non-intrusive perceptual objective speech quality metric to evaluate noise suppressors,” in *ICASSP 2022 - 2022 IEEE International Conference on Acoustics, Speech and Signal Processing (ICASSP)*, 2022, pp. 886–890.
- [8] Gabriel Mittag et al., “NISQA: A deep CNN-self-attention model for multidimensional speech quality prediction with crowdsourced datasets,” in *Proc. Interspeech*, 2021, pp. 2127–2131.
- [9] Takaaki Saeki et al., “UTMOS: UTokyo-SaruLab system for VoiceMOS challenge 2022,” in *Proc. Interspeech*, 2022, vol. 2022-September, pp. 4521–4525, International Speech Communication Association.
- [10] Yi-Chiao Wu et al., “Audiodec: An open-source streaming high-fidelity neural audio codec,” in *Proc. IEEE Int. Conf. Acoust., Speech, Signal Process. (ICASSP)*, 2023, pp. 1–5.
- [11] Alexandre Défossez et al., “High fidelity neural audio compression,” *Trans. on Machine Learning Research*, 2024.
- [12] Rithesh Kumar et al., “High-fidelity audio compression with improved RVQ-GAN,” in *Adv. Neural Inf. Process. Syst. (NeurIPS)*, 2023, pp. 27980–27993.
- [13] Yuzhe Gu and Enmao Diao, “ESC: Efficient speech coding with cross-scale residual vector quantized transformers,” in *Proc. Conf. on Emp. Met. in Nat. Lang. Proc.*, 2024, pp. 10084–10096.
- [14] Hubert Siuzdak, Florian Grötschla, and Luca A. Lanzendörfer, “SNAC: Multi-scale neural audio codec,” in *Audio Imagination: NeurIPS 2024 Workshop AI-Driven Speech, Music, and Sound Generation*, 2024.
- [15] Haohe Liu et al., “Semanticodec: An ultra low bitrate semantic audio codec for general sound,” *IEEE J. Sel. Top. Signal Process.*, vol. 18, no. 8, pp. 1448–1461, 2024.
- [16] Jiaqi Li et al., “DualCodec: A Low-Frame-Rate, Semantically-Enhanced Neural Audio Codec for Speech Generation,” in *Proc. Interspeech*, 2025, pp. 4883–4887.
- [17] Julian D. Parker et al., “Scaling transformers for low-bitrate high-quality speech coding,” in *Proc. Int. Conf. Learn. Represent. (ICLR)*, 2025.
- [18] Detai Xin et al., “BigCodec: Pushing the limits of low-bitrate neural speech codec,” in <https://arxiv.org/abs/2409.05377>, 2024.
- [19] Alexandre Défossez et al., “Moshi: A speech-text foundation model for real-time dialogue,” in <https://arxiv.org/abs/2410.00037>, 2024.
- [20] Laura Lechler, Chamran Moradi, and Ivana Balic, “Crowdsourcing MUSHRA tests in the age of generative speech technologies: A comparative analysis of subjective and objective testing methods,” in *Proc. Interspeech*, 2025, pp. 3160–3164.
- [21] Jiatong Shi et al., “VERSA: A versatile evaluation toolkit for speech, audio, and music,” in *Proc. Conf. North Am. Chapter Assoc. Comput. Linguistics: Human Lang. Technol. (System Demonstrations) (NAACL-HLT)*, 2025, pp. 191–209.
- [22] Thomas Müller et al., “Evaluation of objective quality models on neural audio codecs,” in *Int. W. on Ac. Sig. Enh. (IWAENC)*, 2024, pp. 469–473.
- [23] Laura Lechler and Ivana Balic, “MUSHRA-1S: A scalable and sensitive test approach for evaluating top-tier speech processing systems,” in *arXiv*, 2025.
- [24] Friedemann Köster et al., “Comparison between the discrete acf scale and an extended continuous scale for the quality assessment of transmitted speech,” 2015, vol. 3, pp. 150–153.
- [25] Karl Pearson, *VII. Mathematical contributions to the theory of evolution.—III. Regression, heredity, and panmixia*, Number 187. The Royal Society London, 1896.
- [26] Charles Spearman, *The proof and measurement of association between two things.*, Appleton-Century-Crofts, 1961.
- [27] Maurice George Kendall, *Rank correlation methods.*, Griffin, 1948.
- [28] Jean-Marc Valin, Koen Vos, and Timothy B. Terriberry, “Definition of the Opus Audio Codec,” RFC 6716, 2012.
- [29] Tiago H. Falk and Wai-Yip Chan, “Modulation spectral features for robust far-field speaker identification,” *IEEE/ACM Trans. Audio, Speech, Lang. Process.*, vol. 18, no. 1, pp. 90–100, 2010.
- [30] Babak Naderi, Ross Cutler, and Nicolae-Catalin Ristea, “Multi-dimensional speech quality assessment in crowdsourcing,” in *Proc. IEEE Int. Conf. Acoust., Speech, Signal Process. (ICASSP)*, 2024, pp. 696–700.
- [31] Yen-Ju Lu et al., “ESPnet-SE++: Speech Enhancement for Robust Speech Recognition, Translation, and Understanding,” in *Proc. Interspeech 2022*, 2022, pp. 5458–5462.
- [32] Tomoki Hayashi et al., “Espnet-TTS: Unified, reproducible, and integratable open source end-to-end text-to-speech toolkit,” in *Proc. IEEE Int. Conf. Acoust., Speech, Signal Process. (ICASSP)*, 2020, pp. 7654–7658.
- [33] Andros Tjandra et al., “Meta audiobox aesthetics: Unified automatic quality assessment for speech, music, and sound,” in <https://arxiv.org/abs/2502.05139>, 2025.
- [34] R. Kubichek, “Mel-cepstral distance measure for objective speech quality assessment,” in *Proc. IEEE Pacific Rim Conf. Commun., Comput. Signal Process. (PACRIM)*, 1993, pp. 125–128.
- [35] Babak Naderi and Ross Cutler, “An open source implementation of itu-t recommendation p.808 with validation,” *ArXiv*, vol. abs/2005.08138, 2020.
- [36] Lorenz Diener et al., “Pmclos – a data-driven non-intrusive metric for the evaluation of packet loss concealment algorithms,” 2023.
- [37] Anurag Kumar et al., “Torchaudio-squim: Reference-less speech quality and intelligibility measures in torchaudio,” in *ICASSP 2023 - 2023 IEEE International Conference on Acoustics, Speech and Signal Processing (ICASSP)*, 2023, pp. 1–5.
- [38] Pranay Manocha, Buye Xu, and Anurag Kumar, “NORESQA: A framework for speech quality assessment using non-matching references,” in *Advances in Neural Information Processing Systems*, A. Beygelzimer et al., Eds., 2021.
- [39] Jee weon Jung et al., “ESPnet-SPK: Full pipeline speaker embedding toolkit with reproducible recipes, self-supervised front-ends, and off-the-shelf models,” in *Proc. Interspeech*, 2024, pp. 1–5.
- [40] Pavel Andreev et al., “HIFI++: A unified framework for bandwidth extension and speech enhancement,” in *Proc. IEEE Int. Conf. Acoust., Speech, Signal Process. (ICASSP)*, 2023, pp. 1–5.
- [41] Takaaki Saeki et al., “SpeechBERTScore: Reference-aware automatic evaluation of speech generation leveraging NLP evaluation metrics,” in *Proc. Interspeech*, 2024, pp. 4943–4947.
- [42] Kaito Baba et al., “The T05 system for the VoiceMOS challenge 2024: Transfer learning from deep image classifier to naturalness MOS prediction of high-quality synthetic speech,” in *Proc. IEEE Spoken Lang. Technol. Workshop (SLT)*, 2024, pp. 818–824.
- [43] Cees H. Taal et al., “A short-time objective intelligibility measure for time-frequency weighted noisy speech,” in *Proc. IEEE Int. Conf. Acoust., Speech, Signal Process. (ICASSP)*, 2010, pp. 4214–4217.
- [44] Wen-Chin Huang, Erica Cooper, and Tomoki Toda, “MOS-Bench: Benchmarking generalization abilities of subjective speech quality assessment models,” in <https://arxiv.org/abs/2411.03715>, 2024.
- [45] Alessandro Ragano, Jan Skoglund, and Andrew Hines, “SCOREQ: Speech quality assessment with contrastive regression,” in *Adv. Neural Inf. Process. Syst. (NeurIPS)*, 2024, pp. 105702–105729.
- [46] Alessandro Ragano, Jan Skoglund, and Andrew Hines, “NOMAD: Unsupervised learning of perceptual embeddings for speech enhancement and non-matching reference audio quality assessment,” in *Proc. IEEE Int. Conf. Acoust., Speech, Signal Process. (ICASSP)*, 2024, pp. 1011–1015.
- [47] Danilo de Oliveira et al., “The PESQetarian: On the relevance of Goodhart’s Law for speech enhancement,” in *Proc. Interspeech*, 2024, pp. 2958–1796.
- [48] Matteo Torcoli, Thorsten Kastner, and Jürgen Herre, “Objective measures of perceptual audio quality reviewed: An evaluation of their application domain dependence,” *IEEE/ACM Trans. Audio, Speech, Lang. Process.*, vol. 29, pp. 1530–1541, 2021.