

On the Error Rate of Binary BCH Codes under Error-and-erasure Decoding

Sisi Miao, Jonathan Mandelbaum, Holger Jäkel, and Laurent Schmalen

Karlsruhe Institute of Technology (KIT), Communications Engineering Lab (CEL), 76187 Karlsruhe, Germany

Email: {firstname.lastname@kit.edu}

Abstract—Determining the exact decoding error probability of linear block codes is an interesting problem. For binary BCH codes, McEliece derived methods to estimate the error probability of a simple bounded distance decoding (BDD) for BCH codes. However, BDD falls short in many applications. In this work, we consider error-and-erasure decoding and its variants that improve upon BDD. We derive closed-form expressions for their error probabilities and validate them through simulations. Then, we illustrate their use in assessing concatenated coding schemes.

I. INTRODUCTION

Binary Bose–Chaudhuri–Hocquenghem (BCH) codes with bounded distance decoding (BDD) are widely used in communication systems [1]. To meet the growing performance demands, enhancing their coding gain through soft-decision decoding has become important. Decoders such as Chase II [2] and ordered statistics decoding (OSD) [3] can approach maximum likelihood (ML) performance but at prohibitive complexity. In this paper, we consider error-and-erasure (EaE) decoding, perhaps the simplest soft-decision decoder for BCH codes. Apart from the hard-decision values, EaE decoding incorporates soft information by adding a single reliability class of erasures (“?”) [4]. There exist different variants of EaE decoding. In particular, we focus on the EaE decoder (EaED) constructed from two BDD steps [5, Sec. 3.8.1]. This algorithm offers good decoding performance and is closely related to Chase II decoding. Moreover, with a simple modification, it can reproduce the decoding result of Forney’s algebraic EaE decoder [6], [7].

One appealing property of BDD is that its decoding error probability can be determined analytically [8]: given the number of input errors, the distribution of residual errors after decoding is known. In contrast, no such results exist yet for EaE decoding. In this paper, we derive a closed-form expression for the considered EaED. Specifically, we aim to determine the decoding transition probability (DTP) $P(R=r|U=u, E=e)$, where R is the number of residual errors after decoding, U the number of input errors, and E the number of input erasures. With the DTP, the post-decoding bit error rate (BER) and frame error rate (FER) for various memoryless channels can be computed. The DTP is validated through simulations and applied in a concatenated coding scheme.

Notations: We use boldface letters to denote vectors, e.g., \mathbf{y} , and y_i denotes its i th component. Let $[n] := \{0, 1, \dots, n-1\}$. Furthermore, with $\mathbb{F}_2 = \{0, 1\}$, we introduce the Hamming weight $\text{wt}(\mathbf{y}) = |\{i \in [n] : y_i \neq 0\}|$ for $\mathbf{y} \in \mathbb{F}_2^n$, the Ham-

ming distance $d(\mathbf{y}_1, \mathbf{y}_2) = \text{wt}(\mathbf{y}_1 - \mathbf{y}_2)$, and the notation $d_{\sim E(\mathbf{y})}(c) := |\{i \in [n] : c_i \neq y_i, y_i \neq ?\}|$ for $c \in \mathbb{F}_2^n$ and $\mathbf{y} \in \{0, 1, ?\}^n$ where “?” is an erasure. Random variables (RVs) and their realizations are denoted by uppercase and lowercase letters, respectively, e.g., $U = u$. Furthermore, when clear from the context, we use the shorthand notation $P(r|u) = P(R = r|U = u)$. Finally, $Q(x) = \frac{1}{\sqrt{2\pi}} \int_x^\infty e^{-\frac{u^2}{2}} du$ is the Gaussian tail distribution function.

II. PRELIMINARIES

Let $\mathcal{C}[n, k, d_{\text{des}}]$ be a primitive, narrow-sense, binary BCH code, where n is the block length, k the dimension, and d_{des} the designed distance, a lower bound on the minimum distance d_{min} . The code rate is given by $R_c = k/n$. Let t denote the number of correctable errors. The parameters are related by $n = 2^b - 1$, $k \geq n - bt$, and $2t + 1 = d_{\text{des}}$. Let A_w denote the number of codewords of weight w in \mathcal{C} . Binary primitive BCH codes have approximately binomial weight distributions given by $A_w \approx 2^{-bt} \binom{n}{w}$ for $d_{\text{des}} \leq w \leq n - d_{\text{des}}$, with $A_0 = A_n = 1$, and $A_w = 0$ elsewhere [1]. The exact weight enumerators of some short BCH codes are listed in [9].

We consider three communication channels: the binary symmetric channel (BSC) with cross-over probability $\delta = P(Y \neq X)$, the EaE channel, and the binary input additive white Gaussian noise (BI-AWGN) channel. In the EaE channel, the input is $X \in \mathbb{F}_2$ while the output is $Y \in \{0, 1, ?\}$. The channel transition probabilities are $P(Y = 1 - x|X = x) = \delta_c$, $P(Y = ?|X = x) = \epsilon_c$, and $P(Y = x|X = x) = 1 - \delta_c - \epsilon_c$. For the BI-AWGN channel, we map bit $x_i \mapsto (-1)^{x_i} =: \tilde{x}_i$, and the received symbol is $\tilde{y}_i = \tilde{x}_i + n_i \in \mathbb{R}$, where $n_i \sim \mathcal{N}(0, \sigma_n^2)$ with $\sigma_n^2 = (2R_c E_b / N_0)^{-1}$. In the following, by introducing a threshold $T \in \mathbb{R}$, we reduce the BI-AWGN to an EaE channel: if $\tilde{y}_i \in [-T, T]$, an erasure is declared, i.e., $y_i = ?$, otherwise $y_i = \text{sign}(\tilde{y}_i)$. Thus, the parameters of the resulting EaE are $\delta_c = Q(\frac{T+1}{\sigma})$, and $\epsilon_c = 1 - Q(\frac{T-1}{\sigma}) - \delta_c$. For $T = 0$, we recover a BSC with $\delta = Q(\frac{1}{\sigma})$.

We use $\mathbf{x} \in \mathcal{C}$ to denote the transmitted codeword and \mathbf{y} to denote the received word, whose alphabet is determined by the channel. At the output of a BSC, let $\mathcal{S}_t(c) = \{\mathbf{y} \in \mathbb{F}_2^n : d(\mathbf{y}, c) \leq t\}$ denote the Hamming sphere of radius t for $c \in \mathcal{C}$. Then

$$\text{BDD}(\mathbf{y}) = \begin{cases} c, & \text{if } \mathbf{y} \in \mathcal{S}_t(c), \\ \mathbf{y} \text{ (fail)}, & \text{otherwise.} \end{cases}$$




Fig. 1. Graphical illustration of the miscorrection scenario when using a BDD.

Note that the decoding outcome falls into one of three categories: (i) decoding success, if $c = x$; (ii) decoding failure if no codeword is found; or (iii) miscorrection (also called a decoding error as in [8]), if $c \neq x$.

For each decoder considered in this paper, we distinguish these three cases when computing the DTP. Taking BDD as an example, in addition to the RVs U and R , we introduce the RV $D \in \mathcal{D} := \{\text{succ}, \text{fail}, \text{mc}\}$ representing the decoding outcome for success, failure, and miscorrection, respectively. Then, we define the conditional joint probability $P_{\text{BDD}}(R = r, D = d | U = u)$, i.e., the probability of observing outcome d with r residual errors given u input errors. For simplicity, we use the shorthand notation $P_{\text{BDD}}^d(r|u) := P_{\text{BDD}}(r, d|u)$, yielding $P_{\text{BDD}}^{\text{succ}}(r|u)$, $P_{\text{BDD}}^{\text{fail}}(r|u)$, and $P_{\text{BDD}}^{\text{mc}}(r|u)$. It follows that

$$P_{\text{BDD}}(r|u) = P_{\text{BDD}}^{\text{mc}}(r|u) + P_{\text{BDD}}^{\text{fail}}(r|u) + P_{\text{BDD}}^{\text{succ}}(r|u).$$

Note that for a decoding failure, $P_{\text{BDD}}^{\text{fail}}(R \neq u|u) = 0$, since $\text{BDD}(\mathbf{y}) = \mathbf{y}$ in this case, and for a decoding success, $P_{\text{BDD}}^{\text{succ}}(R \neq 0|u) = 0$. Furthermore, we denote by $P_{\text{BDD}}^{\text{succ}}(u)$, $P_{\text{BDD}}^{\text{fail}}(u)$, and $P_{\text{BDD}}^{\text{mc}}(u)$ the conditional probabilities of success, failure, and miscorrection given u input errors, respectively.

Since we study linear codes with a symmetric decoding algorithm, we assume the transmission of $x = \mathbf{0}$ throughout the paper. Then, the decoder input errors are $u = \text{wt}(\mathbf{y})$.

III. ANALYSIS OF BOUNDED DISTANCE DECODING

In this section, we consider BDD after BSC where the received sequence is $\mathbf{y} \in \mathbb{F}_2^n$, i.e., without erasures. To this end, we review the method in [8] and refine it slightly such that it also gives the detailed DTP for BDD.

Case 1: If $U = u \leq t$, then $P_{\text{BDD}}^{\text{succ}}(0|u) = 1$ and $P_{\text{BDD}}^d(r|u) = 0$ for $d \neq \text{succ}, r \neq 0$.

Case 2: If $U = u > t$, either a miscorrection or a decoding failure may occur. In the miscorrection scenario, we have $P_{\text{BDD}}^{\text{mc}}(r|u) = N(u)/\binom{n}{u}$, where $N(u)$ is the number of received patterns \mathbf{y} with $\text{wt}(\mathbf{y}) = u$ that satisfy $\mathbf{y} \in \mathcal{S}_t(\mathbf{c})$ for some $\mathbf{c} \in \mathcal{C}$ with $\text{wt}(\mathbf{c}) = r$. Figure 1 illustrates this scenario with the support of \mathbf{c} permuted to the right.

We define $a = |\{i \in [n] : c_i = 1, y_i = 0\}|$ as the number of correct bits in \mathbf{y} that are (wrongly) flipped by BDD, and $b = |\{i \in [n] : c_i = 0, y_i = 1\}|$ as the number of erroneous positions in \mathbf{y} that are (correctly) flipped by BDD. Hence, it holds that $u + a - b = r$ and $a + b = d(\mathbf{y}, \mathbf{c}) \leq t$. For fixed a and b , there are $\binom{r}{a} \binom{n-r}{u+a-r}$ distinct patterns for \mathbf{y} . Additionally, the number of codewords $\mathbf{c} \in \mathcal{C}$ with $\text{wt}(\mathbf{c}) = r$, is given by the weight enumerator A_r . Thus, we obtain

$$P_{\text{BDD}}^{\text{mc}}(r|u) = \frac{N(u)}{\binom{n}{u}} = \frac{\sum_{(a,b) \in \mathcal{S}_{a,b}} A_r \binom{r}{a} \binom{n-r}{u+a-r}}{\binom{n}{u}}.$$

where $\mathcal{S}_{a,b} = \{(a,b) \in [t] \times [t] : a + b \leq t, u + a - b = r\}$. Then, as $P_{\text{BDD}}^{\text{mc}}(r|u) + P_{\text{BDD}}^{\text{fail}}(r|u) = 1$, we have

$$P_{\text{BDD}}^{\text{fail}}(r|u) = 1 - \sum_{\tilde{r}=u-t}^{u+t} P_{\text{BDD}}^{\text{mc}}(\tilde{r}|u).$$

The results are summarized in Theorem 1.

Theorem 1. *The DTP of BDD is given as follows. For $u \leq t$, $P_{\text{BDD}}(0|u) = 1$, $P_{\text{BDD}}(r|u) = 0$, $(d, r) \neq (\text{succ}, 0)$. For $u > t$,*

$$P_{\text{BDD}}(r|u) = \begin{cases} P_{\text{BDD}}^{\text{mc}}(r|u), & u - t \leq r \leq u + t, r \neq u, \\ P_{\text{BDD}}^{\text{mc}}(r|u) + P_{\text{BDD}}^{\text{fail}}(r|u), & r = u, \\ 0, & \text{otherwise.} \end{cases}$$

IV. ERROR-AND-ERASURE DECODING

A. Error-and-erasure (EaE) Decoding Algorithm

In the following, we revisit the EaED algorithm presented in [10, Algorithm 2]. For a received word $\mathbf{y} \in \{0, ?, 1\}^n$ with E erasures and U errors, let $\mathbf{w} := \text{EaED}(\mathbf{y})$.

In EaED, a pair of random *filling patterns* $(\mathbf{p}^{(1)}, \mathbf{p}^{(2)})$ with $\mathbf{p}^{(1)}, \mathbf{p}^{(2)} \in \mathbb{F}_2^E$ and $\mathbf{p}^{(1)} + \mathbf{p}^{(2)} = \mathbf{1}_E$ is constructed, by drawing $\mathbf{p}^{(1)}$ as a length- E Bernoulli($\frac{1}{2}$) vector. The erasures in \mathbf{y} are then replaced by $\mathbf{p}^{(1)}$ and $\mathbf{p}^{(2)}$ to form the *test patterns* $\mathbf{y}^{(1)}, \mathbf{y}^{(2)} \in \mathbb{F}_2^n$. Two BDDs yield $\mathbf{w}^{(i)} := \text{BDD}(\mathbf{y}^{(i)})$, $i \in \{1, 2\}$. The final output \mathbf{w} is selected from $\mathbf{w}^{(1)}$ and $\mathbf{w}^{(2)}$ according to the following rules:

Case 1: If both BDD fail, set $\mathbf{w} = \mathbf{y}$ and declare a failure.

Case 2: If $\mathbf{w}^{(i)} \in \mathcal{C}$ for exactly one $\mathbf{w}^{(i)}$, set $\mathbf{w} = \mathbf{w}^{(i)}$.

Case 3: If both BDD succeed, let $d_i = d_{\sim E(\mathbf{y})}(\mathbf{w}^{(i)})$ for $i \in \{1, 2\}$. Then, choose $\mathbf{w} = \mathbf{w}^{(1)}$ if $d_1 < d_2$, and $\mathbf{w} = \mathbf{w}^{(2)}$ if $d_2 < d_1$. If $d_1 = d_2$, the output \mathbf{w} is chosen as $\mathbf{w}^{(1)}$ or $\mathbf{w}^{(2)}$ with equal probability.

Remark 1: To avoid miscorrections, one commonly declares a decoding failure if the number of erasures E exceeds a certain value before decoding. This can be easily incorporated in the upcoming DTP derivation by truncation.

Remark 2: The EaED reverts to a conventional BDD when there are no erasures, i.e., $e = 0$.

Remark 3: For simplicity, when EaED declares a decoding failure, each residual erasure in \mathbf{y} is resolved by an independent Bernoulli($\frac{1}{2}$) trial, such that on average every residual erasure contributes to $\frac{1}{2}$ bit error.

B. Decoding Transition Probability

Theorem 2 outlines our derived $P_{\text{EaED}}(r|u, e)$ of EaED.

Theorem 2. *The DTP of EaED is given as follows. For $2u + e < d_{\min}$, $P_{\text{EaED}}(0|u, e) = 1$. For $2u + e \geq d_{\min}$, $P_{\text{EaED}}(r|u, e) = \sum_{d \in \mathcal{D}} P_{\text{EaED}}^d(r|u, e)$ and*

$$P_{\text{EaED}}^d(r|u, e) = \sum_{e_1=0}^e P_{\text{EaED}}^d(r|u, e, e_1) \cdot P(e_1|u, e),$$

where $e_1 = \text{wt}(\mathbf{p}^{(1)})$. The value $P_{\text{EaED}}^d(r|u, e, e_1)$ is given by (4) when $e_1 \in [0, t - u]$. For $e_1 \in [u + e - t, e]$, we have the symmetry relation $P_{\text{EaED}}^d(r|u, e, e_1) = P_{\text{EaED}}^d(r|u, e, e - e_1)$. For $e_1 \in (t - u, u + e - t)$, it is approximated by (5) and (6).

Proof. See Appendix A. \square

TABLE I
PROBABILITY OF SUCCESS OF EAED WITH u ERRORS AND e ERASURES
FOR THE [255, 239, 5] PRIMITIVE BCH CODE.

$u \backslash e$	0	1	2	3	4	5	6	7	8
0	1.000	1.000	1.000	1.000	1.000	0.999992	0.688	0.453	0.289
1	1.000	1.000	1.000	0.998	0.622	0.371	0.216	0.123	0.069
2	1.000	0.753	0.376	0.186	0.093	0.046	0.023	0.012	0.006

TABLE II
PROBABILITY OF MISCORRECTION OF EAED WITH u ERRORS AND e ERASURES FOR THE [255, 239, 5] PRIMITIVE BCH CODE.

$u \backslash e$	0	1	2	3	4	5	6	7	8
0	0	0	0	0	0	7.8e-06	0.233	0.407	0.530
1	0	0	0	0.002	0.282	0.469	0.585	0.655	0.695
2	0	0.247	0.497	0.622	0.684	0.716	0.732	0.740	0.744
3	0.494	0.744	0.745	0.746	0.747	0.747	0.748	0.748	0.748
4	0.494	0.746	0.747	0.748	0.748	0.748	0.748	0.748	0.748
5	0.498	0.748	0.748	0.748	0.748	0.748	0.748	0.748	0.748

Note that, due to the Bernoulli trials to resolve residual erasures upon decoding failure (Remark 3), R can now take values in $\{0, \frac{1}{2}, 1, \frac{3}{2}, \dots, n\}$.

Using the [255, 239, 5] BCH code as an example, Tab. I and Tab. II list the conditional probabilities $P_{\text{EaED}}^{\text{succ}}(u, e)$ and $P_{\text{EaED}}^{\text{mc}}(u, e)$, respectively, which are calculated using (2) and marginalization over U . Note that if $e = 0$, Theorem 2 reverts to Theorem 1. Accordingly, the first column of both tables corresponds to BDD. The miscorrection rate of BDD is high and is close to the upper bound $\frac{1}{t_l}$ derived in [8]. Compared with BDD, EaED can decode beyond the minimum distance. When $2u + e$ slightly exceeds $d_{\min} - 1$, the decoding success rate of EaED is still high. However, this comes at the expense of an increased probability of miscorrection for larger values of $2u + e$. The post-decoding BERs of EaED and BDD are compared in Fig. 2 with the threshold T optimized to minimize the BER of EaED at 9 dB. We see that the simulation and computed values closely agree. Additionally, as expected, EaED improves upon BDD in terms of performance.

V. MISCORRECTION REDUCTION WITH ANCHOR BITS

Miscorrections cause undetectable errors that can be more harmful than decoding failures, e.g., when retransmission is allowed upon decoding failure, or during iterative decoding of product codes with BCH component codes, where miscorrections lead to error propagation.

To mitigate miscorrections, we consider *anchor bits* [10], [11], which form an additional reliability class. In contrast to erasures, anchor bits are assumed to be highly reliable, and any decoding decision that conflicts with them is treated as a miscorrection. Let $\mathcal{H}_a \subseteq [n]$ denote the indices of anchor bits. For a decoding result $\mathbf{w} = \text{Dec}(\mathbf{y})$ with $\mathbf{w} \in \mathcal{C}$, we perform a miscorrection detection (MD) step: if there exists $i \in \mathcal{H}_a$ such that $w_i \neq y_i$, the estimate \mathbf{w} is rejected and the decoder outputs a failure. It remains to define the set of anchor bits \mathcal{H}_a . In this work, anchor bits are obtained by applying a threshold T_a to

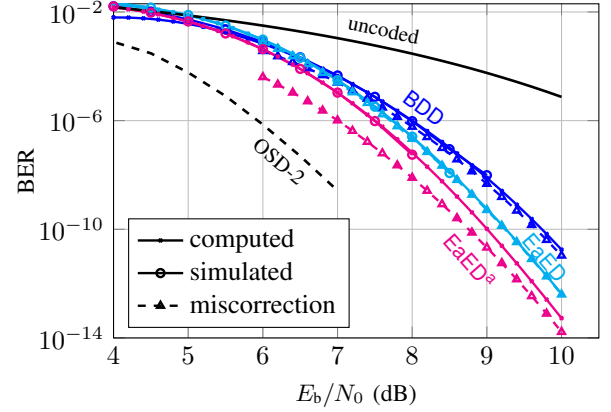


Fig. 2. Simulated and computed BER results of the [255, 239, 5] primitive BCH code. The EaED uses the parameter $T = 0.16$ and the EaED^a uses the parameters $T = 0.13$ and $T_a = 0.75$. The OSD uses order 2, as higher orders do not yield additional performance gains.

the BI-AWGN channel output, i.e., by marking bits with output value $|\tilde{y}_i| > T_a$. Therefore, $\mathcal{H}_a = \{i \in [n] : |\tilde{y}_i| > T_a\}$. Next, we show that the framework summarized in Theorems 1 and 2 can be extended to this scenario with minor modifications.

A. BDD with Anchor Bits

In this section, we present the DTP of BDD aided by anchor bits, termed a BDD^a decoder. We define

$$P_{ca} = P(\tilde{Y} > T_a | \tilde{Y} > 0, X = 1) = Q\left(\frac{T_a - 1}{\sigma}\right) / (1 - \delta),$$

$$P_{wa} = P(\tilde{Y} < -T_a | \tilde{Y} < 0, X = 1) = Q\left(\frac{-T_a - 1}{\sigma}\right) / \delta$$

to be the probability of a correct and erroneous anchor bit, respectively. Following the analysis of Sec. III and the illustration in Fig. 1, a miscorrection BDD(\mathbf{y}) = \mathbf{c} is rejected by the anchor bits with probability $(1 - P_{ca})^a (1 - P_{wa})^b$. Thus,

$$P_{\text{BDD}^a}^{\text{mc}}(r|u) = \sum_{(a,b) \in \mathcal{S}_{a,b}} A_r(r) \binom{n-r}{b} (1 - P_{ca})^a (1 - P_{wa})^b / \binom{n}{u},$$

where $(1 - P_{ca})^a \ll (1 - P_{wa})^b$ since typically $P_{ca} \gg P_{wa}$. $P_{\text{BDD}^a}^{\text{fail}}$ and $P_{\text{BDD}^a}^{\text{succ}}$ can then be calculated easily.

B. EaED with Anchor Bits

Similar to BDD^a, we introduce EaED^a, which is an EaED with the MD step using anchor bits, whose DTP is denoted by $P_{\text{EaED}^a}(r|u, e)$. To be precise, in EaED^a, for $\mathbf{w}^{(i)} = \text{BDD}(\mathbf{y}^{(i)})$, $i \in \{1, 2\}$, we check if there exists $j \in \mathcal{H}_a$ such that $w_j^{(i)} \neq y_j$. If this is true, we declare a decoding failure for BDD($\mathbf{y}^{(i)}$). Then, we proceed to select the final output as described in Sec. IV-A.

Note that we always set $T_a > T$ to ensure that erasures cannot be anchor bits. In this case, P_{ca} and P_{wa} are given as

$$P_{ca} = P(\tilde{Y} > T_a | \tilde{Y} > T, X = 1) = Q\left(\frac{T_a - 1}{\sigma}\right) / (1 - \delta_c - \epsilon_c),$$

$$P_{wa} = P(\tilde{Y} < -T_a | \tilde{Y} < T, X = 1) = Q\left(\frac{-T_a - 1}{\sigma}\right) / \delta_c.$$

The DTP of EaED^a is calculated in Appendix B.

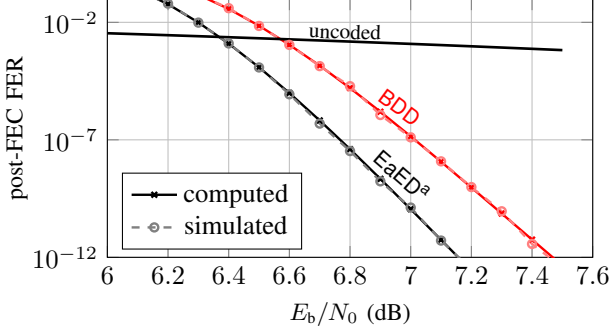


Fig. 3. FER versus crossover probability for eight RS[544, 514, 15] outer code interleaved with 64 BCH[700, 680, 2] inner code. The EaED^a uses the parameters $T = 0.05$ and $T_a = 0.56$ which minimizes the FER at 7 dB.

C. Improving one-shot decoding of BCH code

As shown in Fig. 2, EaED^a outperforms both EaED and BDD. Next, we examine the miscorrection rate. For EaED, most bit errors are due to miscorrections, whereas BDD exhibits a smaller fraction. This observation aligns with Tab. I and Tab. II, reflecting that EaED has a stronger error correction capability but is more prone to miscorrection. By contrast, EaED^a substantially reduces miscorrections through the use of anchor bits. Thus, EaED^a improves decoding performance while maintaining a low miscorrection rate, keeping the undetectable error rate negligible.

VI. APPLICATION IN CONCATENATED BCH-RS SCHEMES

In [12], a concatenated scheme with Reed–Solomon (RS) outer codes and BCH inner codes is presented and thoroughly analyzed. In this section, we show that only replacing the BDD used for the BCH codes in that scheme with EaED^a lowers the post-forward error correction (FEC) FER with only a small increase in complexity. The rest of the scheme follows [12].

The scheme in [12] uses shortened BCH codes to reduce miscorrections and match the target code rate. Let $\mathcal{H}_s = [n_{\text{short}}]$ denote the set of shortened positions. Then, the subcode

$$\mathcal{C}_{\text{short}}^n := \{c \in \mathcal{C}[n, k] : c_i = 0, \forall i \in \mathcal{H}_s\} \subseteq \mathcal{C}[n, k]$$

is isomorphic to the shortened code $\mathcal{C}_{\text{short}}[n - n_{\text{short}}, k - n_{\text{short}}]$ obtained by neglecting positions in \mathcal{H}_s . Note that shortened bits are not transmitted, such that $\mathcal{C}_{\text{short}}$ is used for transmission and $\mathcal{H}_a \cap \mathcal{H}_s = \emptyset$. We further assume that the error locations that the BDD declares are randomly distributed, and therefore, the rate that such an error location is in \mathcal{H}_s is n_{short}/n , which provides a good approximation when n_{short} is small [12]. Therefore, we treat the shortened bits as additional correct anchor bits after decoding on \mathcal{C} . We can then compute the DTP of EaED^a using the method derived in Appendix B.

Fig. 3 shows the computed and simulated post-FEC FER using the framework in [12] and the DTP of the BDD and EaED^a. EaED^a shows a clear decoding gain compared to BDD. Regarding the computational complexity, EaED^a involves at most two BDD decodings. When constructing the two test patterns, since transmitted codewords are randomly chosen, no

TABLE III
ALL POSSIBLE BDD OUTCOMES WHEN DECODING THE TWO TEST PATTERNS IN EAED, ASSUMING THAT $2e + u \geq d_{\min}$.

	①	②	③	④	⑤	⑥	⑦	⑧	⑨
BDD ($\mathbf{y}^{(1)}$)	0	0	fail	c	fail	c	c	c	fail
BDD ($\mathbf{y}^{(2)}$)	c	fail	fail	fail	c	c	c'	0	0

$\mathcal{L} := \{\textcircled{1}\textcircled{2}\}$

$\mathcal{M} := \{\textcircled{3}\textcircled{4}\textcircled{5}\textcircled{6}\textcircled{7}\}$

$\mathcal{R} := \{\textcircled{8}\textcircled{9}\}$

Fig. 4. Sorting of the cases in Tab. III according to the value of e_1 . When $u > t$, sets \mathcal{L} and \mathcal{R} will not occur.

random number generator is required, i.e., we can simply set $\mathbf{p}^{(1)} = \mathbf{0}$ and $\mathbf{p}^{(2)} = \mathbf{1}$. After decoding, MD requires checking whether bits are anchor bits and, if two candidate codewords exist, comparing their Hamming distances. For memory complexity, additional storage is needed to record the positions of anchor and erasure bits. Overall, the increase in complexity is moderate, since the decoding of the RS code, which has comparably high complexity, remains unchanged.

VII. CONCLUSION

In this paper, we derive a closed-form expression for estimating the decoding behavior of EaED. Furthermore, results are extended to incorporate an enhanced version of the decoder. The MATLAB scripts used to generate the results are available at https://github.com/kit-cel/EaED_BCH.

APPENDIX A EAED CALCULATION

In this appendix, we derive DTP $P_{\text{EaED}}(r|u, e)$ of EaED.

Case 1: If $e = 0$, EaED reverts to BDD. Therefore, the transition probabilities are given by Theorem 1.

Case 2: Consider $e \neq 0$.

Case 2.1: If $2u + e < d_{\min}$, $P_{\text{EaED}}^{\text{succ}}(u, e) = 1$ [7].

Case 2.2: When $2u + e \geq d_{\min}$, EaED may still succeed. Hence, we must calculate $P_{\text{EaED}}^{\text{mc}}(r|u, e)$, $P_{\text{EaED}}^{\text{fail}}(r|u, e)$, and $P_{\text{EaED}}^{\text{succ}}(r|u, e)$ separately for this case.

Let the RV $E_1 = \text{wt}(\mathbf{p}^{(1)})$; under the all-zero codeword assumption, $E_1 = e_1$ corresponds to erroneous bits introduced by the random filling pattern to $\mathbf{y}^{(1)}$ before BDD, i.e., $\text{wt}(\mathbf{y}^{(1)}) = u + e_1$. Analogously, define $e_2 = \text{wt}(\mathbf{p}^{(2)})$. Note that $E_1 + E_2 = E$. Consequently, $\text{wt}(\mathbf{y}^{(2)}) = u + e - e_1$.

Table III lists all nine possible joint BDD outcomes. In particular, note that $\text{BDD}(\mathbf{y}^{(1)}) = \text{BDD}(\mathbf{y}^{(2)}) = \mathbf{0}$ cannot occur, since this would imply $u + e_1 \leq t$ and $u + e - e_1 \leq t$, which together yield $2u + e \leq 2t \leq d_{\min} - 1$, contradicting $u + 2e \geq d_{\min}$. Therefore, at most one of the two BDD can correctly decode to $\mathbf{0}$.

As depicted in Fig. 4, based on the value of e_1 , the nine cases can be grouped into three categories (sets), denoted $\mathcal{L} := \{\textcircled{1}, \textcircled{2}\}$, $\mathcal{M} = \{\textcircled{3}, \textcircled{4}, \textcircled{5}, \textcircled{6}, \textcircled{7}\}$, and $\mathcal{R} = \{\textcircled{8}, \textcircled{9}\}$, corresponding

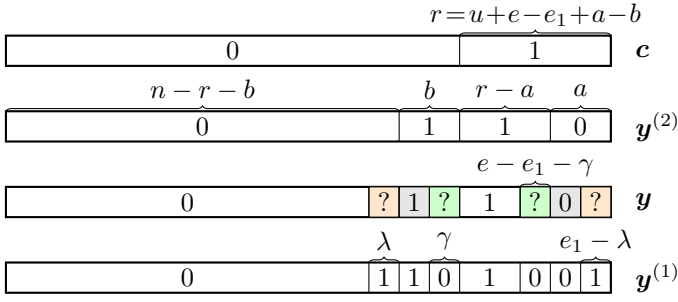


Fig. 5. Graphical illustration of case ②. Orange parts sum up to e_1 while green parts sum up to $e_2 = e - e_1$. The gray parts sum up to $d_{\sim E(y)}(c)$.

to the cases $e_1 \in [0, t - u]$, $e_1 \in (t - u, u + e - t)$ and $e_1 \in [u + e - t, e]$, respectively. Then, we can compute

$$P_{\text{EaED}}^{\text{mc}}(r|u, e) = \sum_{e_1=0}^e P_{\text{EaED}}^{\text{mc}}(r|u, e, e_1) \cdot P(E_1 = e_1|u, e) \\ = 2 \underbrace{\sum_{e_1=0}^{t-u} P_{\text{EaED}}^{\text{mc}}(r|u, e, e_1) \frac{\binom{e_1}{e_1}}{2^e}}_{\text{scenarios } \mathcal{L}, \mathcal{R}} + \underbrace{\sum_{e_1=t-u+1}^{u+e-t-1} P_{\text{EaED}}^{\text{mc}}(r|u, e, e_1) \frac{\binom{e_1}{e_1}}{2^e}}_{\text{scenario } \mathcal{M}}. \quad (1)$$

The factor 2 before the first sum is due to the symmetry between \mathcal{L} and \mathcal{R} . Next, we compute the probabilities associated with \mathcal{L} and \mathcal{M} .

The set \mathcal{L} contains the joint decoding outputs for which $e_1 \leq t - u$, which implies that $\text{BDD}(\mathbf{y}^{(1)}) = \mathbf{0}$. Furthermore, $\text{wt}(\mathbf{y}^{(2)}) = u + e - e_1 \geq 2u + e - t \geq d_{\min} - t > t$. Therefore, $\text{BDD}(\mathbf{y}^{(2)})$ is either a miscorrection (case ①) or decoding failure (case ②).

There are $\binom{n}{u} \binom{n-u}{e} \binom{e}{e_1} := \Theta$ possible combinations of locations for the u errors, e erasures, and e_1 1s among the e erased positions when generating the test pattern $\mathbf{y}^{(1)}$. Then, we first count the number of events leading to ①, from which ② follows directly.

Now, for case ①, we fix a non-zero codeword \mathbf{c} and first enumerate all possible $\mathbf{y}^{(2)}$. Based on each $\mathbf{y}^{(2)}$, we then infer and count all elementary events \mathbf{y} consistent with the realization (u, e, e_1) .

We now first count the number of $\mathbf{y}^{(2)}$ patterns with weight $u + e_2$ that fulfill $\mathbf{y}^{(2)} \in \mathcal{S}_t(\mathbf{c})$ for some $\mathbf{c} \in \mathcal{C} \setminus \{\mathbf{0}\}$, with $\text{wt}(\mathbf{c}) = r$. To this end, as illustrated in Fig. 5 and similarly to BDD, we first fix $\mathbf{y}^{(2)}$ and introduce variables $a = |\{i \in [n] : c_i = 1, y_i^{(2)} = 0\}|$ and $b = |\{i \in [n] : c_i = 0, y_i^{(2)} = 1\}|$. As $\text{BDD}(\mathbf{y}^{(2)}) = \mathbf{c}$, $(a, b) \in \mathcal{S}_{a,b} = \{(a, b) \in [t] \times [t] : a + b \leq t, u + e - e_1 + a - b = r\}$. There are $A_r \binom{r}{a} \binom{n-r}{b}$ possible such $\mathbf{y}^{(2)}$ patterns.

Then, to obtain the number of possible \mathbf{y} patterns with $\mathbf{y}^{(2)}$ fixed, we distribute e erasures across the four different parts of $\mathbf{y}^{(2)}$, which are divided according to the four possible values of $(c_i, y_i^{(2)})$. Next, we introduce the variables $\lambda := |\{i \in [n] : c_i = 0, y_i = ?, y_i^{(1)} = 1\}|$ and $\gamma := |\{i \in [n] : c_i = 0, y_i = ?, y_i^{(1)} = 0\}|$. For a fixed pair of \mathbf{c} and $\mathbf{y}^{(2)}$, there are $\binom{n-r-b}{\lambda} \binom{b}{\gamma} \binom{r-a}{e-e_1-\gamma} \binom{a}{e_1-\lambda}$ distinct sequences \mathbf{y} when considering the possible locations of the

erasures. Observe that whenever $\mathbf{y}^{(2)}$ and \mathbf{y} are specified, the word $\mathbf{y}^{(1)}$ is uniquely determined. Hence, the number of placements for case ① amounts to

$$\sum_{(a,b) \in \mathcal{S}_{a,b}} \sum_{\lambda \in \mathcal{S}_\lambda} \sum_{\gamma \in \mathcal{S}_\gamma} V(a, b, \lambda, \gamma) \quad (2)$$

where $\mathcal{S}_\lambda = \{\lambda \in [n - r - b] : 0 \leq e_1 - \lambda \leq a\}$, $\mathcal{S}_\gamma = \{\gamma \in [b] : 0 \leq e - e_1 - \gamma \leq r - a\}$, and

$$V(a, b, \lambda, \gamma) = A_r \binom{r}{a} \binom{n-r}{b} \binom{n-r-b}{\lambda} \binom{b}{\gamma} \binom{r-a}{e-e_1-\gamma} \binom{a}{e_1-\lambda},$$

which is abbreviated as V when unambiguous.

Next, for case ①, we show that evaluating (2) in a refined range of λ and γ yields the number of elementary cases that lead to different EaED outcomes.

As depicted in Fig. 5, $d_{\sim E(y)}(\mathbf{c}) = b - \gamma + a - (e_1 - \lambda)$ and obviously $d_{\sim E(y)}(\mathbf{0}) = u$. Hence, if $d_{\sim E(y)}(\mathbf{c}) < d_{\sim E(y)}(\mathbf{0})$, a miscorrection occurs as EaED chooses \mathbf{c} as its estimate. Similarly, when $d_{\sim E(y)}(\mathbf{c}) > d_{\sim E(y)}(\mathbf{0})$, EaED chooses $\mathbf{0}$ as its output and will decode successfully. Finally, When $d_{\sim E(y)}(\mathbf{c}) = d_{\sim E(y)}(\mathbf{0})$, miscorrection and success happen with equal probability.

For convenience, let $\mathcal{S}_\odot := \{(\lambda, \gamma) : \lambda - \gamma \odot u + e_1 - a - b\}$, with $\odot \in \{>, <, =, \leq, \geq\}$ denoting a comparator. Thereby, let

$$L_{11}(r) := \sum_{(a,b) \in \mathcal{S}_{a,b}} \sum_{(\lambda,\gamma) \in (\mathcal{S}_\lambda \times \mathcal{S}_\gamma) \cap \mathcal{S}_{<}} V, \\ L_{12}(r) := \sum_{(a,b) \in \mathcal{S}_{a,b}} \sum_{(\lambda,\gamma) \in (\mathcal{S}_\lambda \times \mathcal{S}_\gamma) \cap \mathcal{S}_{>}} V, \\ L_{13}(r) := \sum_{(a,b) \in \mathcal{S}_{a,b}} \sum_{(\lambda,\gamma) \in (\mathcal{S}_\lambda \times \mathcal{S}_\gamma) \cap \mathcal{S}_{=}} V.$$

Then, the number of elementary events that lead to case ② is

$$L_2 = \Theta - (L_{11} + L_{12} + L_{13}) \quad (3)$$

where $L_i = \sum_{r=u+e_1-t}^{u+e_1+t} L_i(r)$ for $i \in \{a, b, c\}$.

In summary, for the cases in \mathcal{L} , we have

$$\begin{cases} P_{\text{EaED}}^{\text{mc}}(R = r|u, e, e_1) = (L_{11}(r) + L_{13}(r)/2)/\Theta, \\ P_{\text{EaED}}^{\text{fail}}(R = u + \frac{e}{2}|u, e, e_1) = 0, \\ P_{\text{EaED}}^{\text{succ}}(R = 0|u, e, e_1) = (L_2 + L_{12} + L_{13}/2)/\Theta. \end{cases} \quad (4)$$

Finally, we consider the cases in \mathcal{M} . First, note that they can only cause a miscorrection or a failure since $\mathbf{y}^{(1)}, \mathbf{y}^{(2)} \notin \mathcal{S}_t(\mathbf{0})$. In the following, we make a significant simplification by assuming that the outcomes of $\text{BDD}(\mathbf{y}^{(1)})$ and $\text{BDD}(\mathbf{y}^{(2)})$, whether miscorrection or failure, are independent of each other. In principle, this assumption is false as $d(\mathbf{y}^{(1)}, \mathbf{y}^{(2)}) = e$. However, as the positions of the erasures are random, we observe that fixing the decoding result of one BDD does not significantly influence the other one. Then, we obtain

$$P_{\text{EaED}}^{\text{fail}}(u, e, e_1) = P_{\text{BDD}}^{\text{fail}}(u + e_1) P_{\text{BDD}}^{\text{fail}}(u + e - e_1). \quad (5)$$

As for miscorrections, we assume that when both $\mathbf{y}^{(1)}$ and $\mathbf{y}^{(2)}$ are miscorrected, the probability of choosing one of the miscorrected codewords is $\frac{1}{2}$. Then we can approximate

$$P_{\text{EaED}}^{\text{mc}}(r|u, e, e_1) = P_{\text{BDD}}^{\text{mc}}(r|u + e_1) P_{\text{BDD}}^{\text{fail}}(u + e - e_1) \\ + P_{\text{BDD}}^{\text{fail}}(u + e_1) P_{\text{BDD}}^{\text{mc}}(r|u + e - e_1) \\ + \frac{1}{2} P_{\text{BDD}}^{\text{mc}}(r|u + e_1) P_{\text{BDD}}^{\text{mc}}(u + e - e_1) \\ + \frac{1}{2} P_{\text{BDD}}^{\text{mc}}(r|u + e - e_1) P_{\text{BDD}}^{\text{mc}}(u + e_1). \quad (6)$$

Now we have obtained the probabilities for cases in \mathcal{L} and \mathcal{M} . Plugging the results into (1) and marginalizing over the decoding outcomes \mathcal{D} yields Theorem 2.

APPENDIX B

EaED WITH ANCHOR BITS

Based on the calculation in Appendix A, the DTP of the EaED^a can be obtained by considering that codewords found by BDD ($\mathbf{y}^{(1)}$) and BDD ($\mathbf{y}^{(2)}$) could be rejected by the MD. To this end, let \mathbf{z} denote one of $\mathbf{y}^{(1)}$ or $\mathbf{y}^{(2)}$ and $\text{BDD}(\mathbf{z}) = \mathbf{c}$. For $\mathbf{c} \in \mathcal{C}$, define $n_{\text{ca}} := \{i \in [n] : z_i = 0, c_i = 1\}$ and $n_{\text{wa}} := \{i \in [n] : z_i = 1, c_i = 0\}$. Then, the probability that \mathbf{c} is accepted by the MD is $(1 - P_{\text{ca}})^{n_{\text{ca}}}(1 - P_{\text{wa}})^{n_{\text{wa}}} =: p_{\text{AC}}$, since the events of individual bits being anchor bits are statistically independent. Before we derive the P_{EaED^a} , we first compute the DTP of decoding one random test pattern, say, $\mathbf{y}^{(1)}$ when $u + e_1 > t$. It is denoted as P_{EaEDs^a} . We define

$$L_s(r) = \sum_{a,b,n_{\text{ca}},n_{\text{wa}}} A_r(r) \binom{n-r}{b} \binom{b}{n_{\text{wa}}} \binom{a}{n_{\text{ca}}} \binom{r-a}{c} \binom{n-r-b}{d} \cdot p_{\text{AC}}$$

where $c = e_1 - (b - n_{\text{wa}})$ and $d = e - e_1 - (a - n_{\text{ca}})$. Then, the miscorrection probability is

$$P_{\text{EaEDs}^a}^{\text{mc}}(r|u, e, e_1) = L_s(r)/\Theta, \quad (7)$$

and $P_{\text{EaEDs}^a}^{\text{fail}}(u, e, e_1) = 1 - P_{\text{EaEDs}^a}^{\text{mc}}(u, e, e_1)$ as the success probability is 0 when $u + e_1 > t$.

Next, we analyze the decoding result by cases.

Case 1: For $e = 0$, EaED^a reverts to BDD^a.

Case 2: For $e \neq 0$, we need to compute two cases.

Case 2.1: If $2u + e < d_{\min}$, EaED is guaranteed to succeed.

However, due to the MD step, there are three sub-cases.

Case 2.1.1: If $u + e_1 \leq t$ and $u + e - e_1 < d_{\min} - t$ or if $u + e_1 < d_{\min} - t$ and $u + e - e_1 \leq t$, either $\mathbf{y}^{(1)}$ or $\mathbf{y}^{(2)}$ will be decoded to $\mathbf{c} = \mathbf{0}$ (with $n_{\text{wa}} = u$ and $n_{\text{ca}} = 0$) and the other one results in a decoding failure. Let $P_0 := (1 - P_{\text{wa}})^u$. Then $P_{\text{EaED}^a}^{\text{succ}}(u, e) = P_0$ and $P_{\text{EaED}^a}^{\text{fail}}(u, e) = 1 - P_0$.

Case 2.1.2: If $u + e_1 \leq t$ and $u + e - e_1 \geq d_{\min} - t$. BDD ($\mathbf{y}^{(1)}$) = $\mathbf{0}$, and BDD ($\mathbf{y}^{(2)}$) either fails or miscorrects. For a miscorrection where $\text{BDD}(\mathbf{y}^{(2)}) = \mathbf{c} \neq \mathbf{0}$ with $\text{wt}(\mathbf{c}) = r$, $d_{\sim \mathbf{E}(\mathbf{y})}(\mathbf{0}) < d_{\sim \mathbf{E}(\mathbf{y})}(\mathbf{c})$ always holds, as shown in [7, Appendix A]. Therefore, if $\mathbf{0}$ is accepted by the MD (probability P_0), it will be chosen as the EaED decision. Then, $P_{\text{EaED}^a}^{\text{succ}}(u, e) = P_0$. When $\mathbf{0}$ is rejected (probability $(1 - P_0)$), EaED will either fail or miscorrect. We compute $P_{\text{EaED}^a}^{\text{mc}}(r|u, e) = (1 - P_0)P_{\text{EaEDs}^a}^{\text{mc}}(r|u, e, e_2)$ and $P_{\text{EaED}^a}^{\text{fail}}(u, e) = 1 - P_{\text{EaED}^a}^{\text{succ}}(u, e) - P_{\text{EaED}^a}^{\text{mc}}(u, e)$.

Case 2.1.3: If $u + e - e_1 \leq t$ and $u + e_1 \geq d_{\min} - t$, the probabilities are calculated with the same formulas as in case 2.1.2, by redefining $d_{\mathbf{y}\mathbf{c}} = d_{\min} - (u + e_1)$.

The case where both $\mathbf{y}^{(1)}$ and $\mathbf{y}^{(2)}$ are miscorrected is impossible as it contradicts the condition $2u + e < d_{\min}$. Next, we consider the case where $2u + e \geq d_{\min}$.

Case 2.2: $2u + e \geq d_{\min}$. Analogous to Appendix A, we divide the cases into sets \mathcal{L} , \mathcal{M} , and \mathcal{R} , and observe that we can replace the probabilities associated with EaED in (1) by their EaED^a counterparts.

For set \mathcal{L} , as depicted in Fig. 5, we write $P_0 = (1 - P_{\text{wa}})^u$ and $P_c = (1 - P_{\text{ca}})^{a-(e_1-\lambda)}(1 - P_{\text{wa}})^{b-\gamma}$. We can reuse (4), replacing L_{11} , L_{12} , and L_{13} by L_{11}^a , L_{12}^a , and L_{13}^a , respectively, which are calculated as

$$\begin{aligned} L_{11}^a &= \sum_{a,b} \left(\sum_{(\lambda,\gamma) \in (S_\lambda \times S_\gamma) \cap S_{<}} V \cdot P_c + \sum_{(\lambda,\gamma) \in (S_\lambda \times S_\gamma) \cap S_{\geq}} V \cdot (1 - P_0)P_c \right) \\ L_{12}^a &= \sum_{a,b} \left(\sum_{(\lambda,\gamma) \in (S_\lambda \times S_\gamma) \cap S_{\leq}} V \cdot P_0(1 - P_c) + \sum_{(\lambda,\gamma) \in (S_\lambda \times S_\gamma) \cap S_{>}} V \cdot P_0 \right) \\ L_{13}^a &= \sum_{a,b} \sum_{(\lambda,\gamma) \in (S_\lambda \times S_\gamma) \cap S_{=}} V \cdot P_0P_c \end{aligned}$$

where $(a, b) \in \mathcal{S}_{a,b}$. Additionally, define

$$L_{\text{fail}} = \sum_{(a,b) \in \mathcal{S}_{a,b}} \sum_{(\lambda,\gamma) \in (S_\lambda \times S_\gamma)} V(1 - P_c)(1 - P_0).$$

Then, we have

$$\begin{cases} P_{\text{EaED}^a}^{\text{mc}}(R = r|u, e, e_1) = (L_{11}^a(r) + L_{13}^a(r))/\Theta, \\ P_{\text{EaED}^a}^{\text{fail}}(u, e, e_1) = (L_{\text{fail}} + L_2(1 - P_0))/\Theta, \\ P_{\text{EaED}^a}^{\text{succ}}(u, e, e_1) = (L_2P_0 + L_{12}^a + L_{13}^a)/\Theta. \end{cases} \quad (8)$$

Finally, we consider the set \mathcal{M} , where we still assume that the decoding results of $\mathbf{y}^{(1)}$ and $\mathbf{y}^{(2)}$ are independent. Then, the probabilities are obtained in the same way as for EaED in (6), except that the BDD probabilities are replaced with those of a single test-pattern EaED computed by (7). Finally, the DTP of EaED^a can be computed using the framework of Theorem 2.

REFERENCES

- [1] S. Lin and D. J. Costello, Jr., *Error Control Coding: Fundamentals and Applications*. Prentice-Hall, 2004.
- [2] D. Chase, "Class of algorithms for decoding block codes with channel measurement information," *IEEE Trans. Inf. Theory*, vol. 18, no. 1, 1972.
- [3] M. Fossorier and S. Lin, "Soft-decision decoding of linear block codes based on ordered statistics," *IEEE Trans. Inf. Theory*, vol. 41, no. 5, 1995.
- [4] G. Forney, "Generalized minimum distance decoding," *IEEE Transactions on Information Theory*, vol. 12, no. 2, 1966.
- [5] T. K. Moon, *Error Correction Coding - Mathematical Methods and Algorithms*. John Wiley & Sons, Inc., 2005.
- [6] G. Forney, "On decoding BCH codes," *IEEE Trans. Inf. Theory*, vol. 11, no. 4, 1965.
- [7] L. Rapp and L. Schmalen, "Error-and-erasure decoding of product and staircase codes," *IEEE Trans. Commun.*, vol. 70, no. 1, 2022.
- [8] R. McEliece and L. Swanson, "On the decoder error probability for Reed-Solomon codes," *IEEE Trans. Inf. Theory*, vol. 32, no. 5, 1986.
- [9] The OEIS Foundation Inc., "List of weight distributions," https://oeis.org/wiki/List_of_weight_distributions, 2025.
- [10] S. Miao, L. Rapp, and L. Schmalen, "Improved soft-aided decoding of product codes with dynamic reliability scores," *J. Lightw. Technol.*, vol. 40, no. 22, 2022.
- [11] C. Häger and H. D. Pfister, "Approaching miscorrection-free performance of product codes with anchor decoding," *IEEE Trans. Commun.*, vol. 66, no. 7, 2018.
- [12] A. Y. Sukmadji and F. R. Kschischang, "Performance-complexity-latency trade-offs of concatenated RS-BCH codes," *IEEE Trans. Commun.*, vol. 72, no. 7, 2024.