


Continuous differentiability of the signum function and Newton's method for bang-bang control

Daniel Wachsmuth* Gerd Wachsmuth† 

September 30, 2025

We investigate bang-bang control problems and the possibility to apply Newton's method to solve such kind of problems numerically. To this end, we show that the signum function is Fréchet differentiable between appropriate function spaces. Numerical experiments show the applicability of the resulting method.

Keywords Bang-bang controls, Newton method, signum function

MSC (2020) [49M15](#), [49K30](#), [49M41](#)

1 Introduction

We are interested in the numerical solution of optimal control problems of the type

$$\min_{u \in L^2(\Omega)} \frac{1}{2} \|S(u) - y_d\|_{L^2(\Omega)}^2$$

subject to

$$|u| \leq 1 \text{ almost everywhere on } \Omega.$$

Here, Ω is a bounded domain in \mathbb{R}^d and $S : L^2(\Omega) \rightarrow L^2(\Omega)$ is the (possibly nonlinear) control-to-state mapping. In addition, $y_d \in L^2(\Omega)$ is a given desired state. For such problems, optimal controls are often bang-bang, i.e., at almost all points of the domain, optimal controls only attain the control bounds ± 1 . Typically, the first-order necessary and sufficient optimality condition can be written in this case as

$$\bar{u} = \text{sign}(-\bar{p}), \quad \bar{p} = S'(\bar{u})^*(S(\bar{u}) - y_d),$$

*Universität Würzburg, Institut für Mathematik, 97074 Würzburg, Germany

†Brandenburgische Technische Universität Cottbus-Senftenberg, Institute of Mathematics, 03046 Cottbus, Germany

where \bar{u} is an optimal control and \bar{p} is the associated adjoint state. In order to solve this system with Newton's method, we need to show that the signum function sign is differentiable between appropriate function spaces. Our main result [Theorem 3.9](#) shows that $\text{sign}: C^1(\Omega) \rightarrow W^{-1,q}(\Omega)^*$ is indeed differentiable at points $w \in C^1(\Omega)$ satisfying a certain regularity condition. We also show that this gives rise to local superlinear convergence of Newton's method applied to an optimal control problem governed by linear or semilinear elliptic PDEs, see [Section 4](#). Numerical examples show the efficiency of our proposed methods, see [Section 5](#).

Second-order optimality conditions for the control of semilinear equations without a control regularization term have been given in [[Casas, 2012](#); [Christof and G. Wachsmuth, 2018](#); [D. Wachsmuth and G. Wachsmuth, 2022](#)]. A-priori error estimates for a variational discretization were given in [[Deckelnick and Hinze, 2012](#)], while [[Fuica, 2025](#); [Fuica and Jork, 2025](#)] derived a-posteriori error estimates. Finally, we mention that second-order derivatives of the functional $\|\cdot\|_{L^1(\Omega)}$ on $H_0^1(\Omega)$ have been analyzed in [[Christof, 2018](#); [Christof and Meyer, 2019](#)], which is related to our work, since the signum function can be seen as the first derivative of $\|\cdot\|_{L^1(\Omega)}$.

Let us report on existing approaches to solve bang-bang control problems. Due to their simplicity, projected gradient [[Hinze et al., 2009](#), Section 2.2.2] and conditional gradient methods [[Kunisch and Walter, 2024](#)] can be applied. Frequently, fixed point methods are used to compute bang-bang controls [[Deckelnick and Hinze, 2012](#); [Fuica, 2025](#); [Fuica and Jork, 2025](#); [von Daniels and Hinze, 2020](#)]. With the help of the results of this paper, the convergence of fixed-point methods can be explained, see [Remark 4.5](#) below. For controls that only depend on time, switching point optimization methods can be used [[Glashoff and Sachs, 1977/78](#); [Eppler and Tröltzsch, 1986](#)]. Control problems for ordinary differential equations are amenable to the Goh transform and the transformed system can be solved by Newton's method [[Felgenhauer, 2016](#)]. Another popular approach is to apply Tikhonov regularization [[von Daniels, 2018](#); [G. Wachsmuth and D. Wachsmuth, 2011](#)].

2 Preliminaries

We use standard notation. We denote by λ the Lebesgue measure on \mathbb{R}^d and by \mathcal{H}^{d-1} the $(d-1)$ -dimensional Hausdorff measure.

For an open set $\Omega \subset \mathbb{R}^d$, the vector space of all continuous (continuously differentiable) functions from Ω to \mathbb{R} is denoted by $C(\Omega)$ ($C^1(\Omega)$). Lebesgue and Sobolev spaces are denoted by $L^p(\Omega)$ and $W^{k,p}(\Omega)$. An index “ c ” at a function space indicates subspaces of functions with compact support. We define $\text{sign}: \mathbb{R} \rightarrow \mathbb{R}$ and $\text{Sign}: \mathbb{R} \rightrightarrows \mathbb{R}$ via

$$\text{sign}(x) := \begin{cases} -1 & \text{if } x < 0, \\ 0 & \text{if } x = 0, \\ 1 & \text{if } x > 0, \end{cases} \quad \text{Sign}(x) := \begin{cases} \{-1\} & \text{if } x < 0, \\ [-1, 1] & \text{if } x = 0, \\ \{1\} & \text{if } x > 0. \end{cases}$$

We mention that open and closed balls with radius $r > 0$ and center x (in a metric space) are denoted by $U_r(x)$ and $B_r(x)$, respectively.

2.1 Weak differentiability of the signum function

We want to show that sign is directionally differentiable (in a weak sense) at certain points in $C^1(\Omega)$ w.r.t. directions having compact support. First, we recall the differentiability result from [D. Wachsmuth and G. Wachsmuth, 2022, Theorem 3.4].

Theorem 2.1. *Let $U \subset \mathbb{R}^d$ be a bounded open set. Let $w \in C^1(U)$ be given such that $\nabla w \neq 0$ on $\{w = 0\}$. Further, let $z \in C_c(U)$ be given. For all $t > 0$, we define $U_t := \{\text{sign}(w) \neq \text{sign}(w + tz)\}$. Then, for all $\psi \in C(U)$ we have*

$$\frac{1}{t} \int_{U_t} \psi \, d\lambda \rightarrow \int_{\{w=0\}} \frac{\psi|z|}{|\nabla w|} \, d\mathcal{H}^{d-1}, \quad (2.1a)$$

$$\frac{1}{t} \int_{U_t} \psi \, \text{sign}(z) \, d\lambda \rightarrow \int_{\{w=0\}} \frac{\psi z}{|\nabla w|} \, d\mathcal{H}^{d-1} \quad (2.1b)$$

as $t \searrow 0$.

This result can be used to obtain a weak form of differentiability of the signum function w.r.t. directions z with compact support.

Corollary 2.2. *Let $U \subset \mathbb{R}^d$ be a bounded open set. Let $w \in C^1(U)$ be given such that $\nabla w \neq 0$ on $\{w = 0\}$. Further, let $z \in C_c^1(U)$ and $\psi \in C(U)$ be given. Then,*

$$\int_U \frac{\text{sign}(w + tz) - \text{sign}(w)}{t} \psi \, d\lambda \rightarrow 2 \int_{\{w=0\}} \frac{\psi z}{|\nabla w|} \, d\mathcal{H}^{d-1}, \quad (2.2a)$$

$$\int_U \frac{|\text{sign}(w + tz) - \text{sign}(w)|}{t} \psi \, d\lambda \rightarrow 2 \int_{\{w=0\}} \frac{\psi|z|}{|\nabla w|} \, d\mathcal{H}^{d-1} \quad (2.2b)$$

as $t \searrow 0$.

Proof. Combining $\nabla w \neq 0$ on $\{w = 0\}$ with Stampacchia's lemma, we get $\nabla w = 0$ a.e. on $\{w = 0\}$. Thus, $\lambda(\{w = 0\}) = 0$. Further, the compactness of the support of z ensures that $\nabla(w + tz) \neq 0$ on $\{w + tz = 0\}$ whenever t is small enough. Consequently, $\lambda(\{w + tz = 0\}) = 0$. This implies that

$$\text{sign}(w + tz) - \text{sign}(w) = 2\chi_{U_t} \text{sign}(z) \quad \lambda\text{-a.e. on } \Omega,$$

where U_t is defined as in Theorem 2.1. Thus, the claim follows from (2.1). \square

2.2 Extension of C^1 functions

In this section, we recall Whitney's extension theorem. We start with some definitions, see also [Fefferman, 2007, Section 2].

Definition 2.3. *Let $d \in \mathbb{N}$ be given. We define the function space*

$$C_b^1(\mathbb{R}^d) := \left\{ f \in C^1(\mathbb{R}^d) \mid f \text{ and } \nabla f \text{ are bounded} \right\}$$

equipped with the usual supremum norm

$$\|f\|_{C_b^1(\mathbb{R}^d)} := \sup\{|\partial^\alpha f(x)| \mid |\alpha| \leq 1, x \in \mathbb{R}^d\} < \infty \quad \forall f \in C_b^1(\mathbb{R}^d).$$

Let $\Omega \subset \mathbb{R}^d$ be open and bounded. We define

$$C^1(\bar{\Omega}) := \{f \in C^1(\Omega) \mid \partial^\alpha f \text{ uniformly continuous } \forall |\alpha| \leq 1\}$$

with norm

$$\|f\|_{C^1(\bar{\Omega})} := \sup\{|\partial^\alpha f(x)| \mid |\alpha| \leq 1, x \in \Omega\} < \infty \quad \forall f \in C^1(\bar{\Omega}).$$

For $f \in C^1(\bar{\Omega})$ we denote the uniquely determined continuous extensions of $f: \Omega \rightarrow \mathbb{R}$ and $\nabla f: \Omega \rightarrow \mathbb{R}^d$ to $\bar{\Omega}$ also by $f: \bar{\Omega} \rightarrow \mathbb{R}$ and $\nabla f: \bar{\Omega} \rightarrow \mathbb{R}^d$, respectively.

Finally, for a compact set $K \subset \mathbb{R}^d$, we define $C_{\text{jet}}^1(K)$ as the set of all families $(P^x)_{x \in K}$ of affine functions $P^x: \mathbb{R}^d \rightarrow \mathbb{R}$ satisfying

(i) For all $\varepsilon > 0$ there exists $\delta > 0$ such that

$$|P^x(y) - P^y(y)| \leq \varepsilon |x - y| \quad \text{and} \quad |\partial_i P^x(y) - \partial_i P^y(y)| \leq \varepsilon$$

holds for all $i \in \{1, \dots, d\}$ and all $x, y \in K$ with $|x - y| < \delta$.

(ii) There exists a constant $M \geq 0$ such that

$$\begin{aligned} |P^x(x)| &\leq M, & |\partial_i P^x(x)| &\leq M, \\ |P^x(y) - P^y(y)| &\leq M|x - y|, & \text{and} & |\partial_i P^x(y) - \partial_i P^y(y)| \leq M \end{aligned}$$

holds for all $i \in \{1, \dots, d\}$ and all $x, y \in K$.

The norm $\|(P^x)_{x \in K}\|_{C_{\text{jet}}^1(K)}$ is defined to be the smallest constant M satisfying these inequalities.

Definition 2.4. We say that a set $\Omega \subset \mathbb{R}^d$ is uniformly locally quasiconvex with constants $r > 0$ and $L \geq 1$ if for any $x, y \in \Omega$ with $|y - x| \leq r$ there exists a Lipschitz continuous curve $\gamma \in C^{0,1}([0, 1]; \Omega)$ with $\gamma(0) = x$, $\gamma(1) = y$ and Lipschitz constant at most $L|y - x|$.

We recall the following result from [G. Wachsmuth and Walter, 2024, Lemma 5.3].

Lemma 2.5. Let $\Omega \subset \mathbb{R}^d$ be open and bounded. Further, we require that Ω is a Lipschitz set in the sense that for every point $p \in \partial\Omega$, there exists $r > 0$ and a bijection $l_p: B_r(p) \rightarrow B_1(0)$ such that l_p and l_p^{-1} are Lipschitz,

$$l_p(\Omega \cap B_r(p)) = \{z \in B_1(0) \mid z_n > 0\}, \quad \text{and} \quad l_p(\partial\Omega \cap B_r(p)) = \{z \in B_1(0) \mid z_n = 0\}.$$

Then, Ω is uniformly locally quasiconvex.

As a further ingredient, we need the celebrated extension theorem by Whitney [Whitney, 1934a, Theorem I] which we state as in [Fefferman, 2007, Theorem 2.1].

Theorem 2.6. *Given a compact set $K \subset \mathbb{R}^d$, there exists a bounded linear map $E_K: C_{\text{jet}}^1(K) \rightarrow C_b^1(\mathbb{R}^d)$ such that*

$$P^x(y) = E_K((P^x)_{x \in K})(x) + \nabla[E_K((P^x)_{x \in K})](x)^\top(y - x) \quad \forall x \in K, y \in \mathbb{R}^d$$

for all $(P^x)_{x \in K} \in C_{\text{jet}}^1(K)$. Moreover, the norm of E_K only depends on the dimension d .

By combining the previous results, we get our desired extension result.

Theorem 2.7. *Suppose that $\Omega \subset \mathbb{R}^d$ is open, bounded, and uniformly locally quasiconvex. Then, there exists a bounded linear operator $E: C^1(\bar{\Omega}) \rightarrow C_b^1(\mathbb{R}^d)$ with*

$$(Ef)|_{\bar{\Omega}} = f$$

for all $f \in C^1(\bar{\Omega})$. Note that this also implies that the derivatives of Ef and f coincide on $\bar{\Omega}$.

Proof. We follow the proof of [Whitney, 1934b, Theorem, p. 485].

We associate with f the jet of its Taylor polynomials. That is, we set

$$P^x(y) := f(x) + \nabla f(x)^\top(y - x).$$

We are going to check that $(P^x)_{x \in \bar{\Omega}} \in C_{\text{jet}}^1(\bar{\Omega})$. First of all, it is clear that

$$|P^x(x)| = |f(x)| \leq \|f\|_{C^1(\bar{\Omega})}, \quad |\partial_i P^x(x)| = |\partial_i f(x)| \leq \|f\|_{C^1(\bar{\Omega})},$$

and

$$|\partial_i P^x(y) - \partial_i P^y(y)| \leq 2\|f\|_{C^1(\bar{\Omega})}.$$

We assume that Ω uniformly locally quasiconvex with constants $r > 0$ and $L \geq 1$.

Next, let $x, y \in \Omega$ with $|x - y| < r$ be given. We denote the curve connecting x and y by γ . Then,

$$\begin{aligned} |P^x(y) - P^y(y)| &= |f(x) - f(y) + \nabla f(x)^\top(y - x)| \\ &= \left| \int_0^1 [\nabla f(\gamma(t)) - \nabla f(x)]^\top \gamma'(t) dt \right| \\ &\leq L|x - y| \int_0^1 |\nabla f(\gamma(t)) - \nabla f(x)| dt \\ &\leq 2L|x - y| \|f\|_{C^1(\bar{\Omega})}. \end{aligned}$$

By continuity, the same estimate holds for $x, y \in \bar{\Omega}$ with $|x - y| < r$. For $x, y \in \bar{\Omega}$ with $|x - y| \geq r$ we can simply use

$$|P^x(y) - P^y(y)| \leq (2 + \text{diam}(\Omega))\|f\|_{C^1(\bar{\Omega})} \leq \frac{2 + \text{diam}(\Omega)}{r} \|f\|_{C^1(\bar{\Omega})} |x - y|.$$

This shows that property (ii) of Definition 2.3 holds with $M = C\|f\|_{C^1(\bar{\Omega})}$, where the constant C only depends on Ω via r , L , and $\text{diam}(\Omega)$.

We denote by ζ the modulus of continuity of ∇f on $\bar{\Omega}$. Let again $x, y \in \Omega$ with $|x - y| < r$ be given and let γ be a curve connecting x and y . This enables us to estimate

$$\begin{aligned} |P^x(y) - P^y(y)| &\leq L|x - y| \int_0^1 |\nabla f(\gamma(t)) - \nabla f(x)| dt \\ &\leq L|x - y| \zeta(L|x - y|) \end{aligned}$$

and

$$|\partial_i P^x(y) - \partial_i P^y(y)| \leq \zeta(L|x - y|).$$

By continuity, these estimates can be extended to $x, y \in \bar{\Omega}$. Consequently, property (i) of [Definition 2.3](#) holds. Hence, $(P^x)_{x \in \bar{\Omega}} \in C_{\text{jet}}^1(\bar{\Omega})$ and

$$\|(P^x)_{x \in \bar{\Omega}}\|_{C_{\text{jet}}^1(\bar{\Omega})} \leq C\|f\|_{C^1(\bar{\Omega})}.$$

Finally, the jet can be extended via [Theorem 2.6](#) and this yields the claim. \square

3 Continuous differentiability of the signum function

In this section, we study the function $\text{sign}: C^1(\bar{\Omega}) \rightarrow W^{1,q}(\Omega)^*$, defined via

$$\langle \text{sign}(v), \psi \rangle_{W^{1,q}(\Omega)} := \int_{\Omega} \text{sign}(v) \psi \, d\lambda \quad \forall v \in C^1(\bar{\Omega}), \psi \in W^{1,q}(\Omega). \quad (3.1)$$

The exponent $q > 1$ is fixed throughout this section. We are going to show that sign is continuously differentiable at points $w \in C^1(\bar{\Omega})$ satisfying $\nabla w = 0$ on $\{w = 0\}$ and [\(3.4\)](#) below, and the derivative is given by

$$\langle \text{sign}'(w)z, \psi \rangle_{W^{1,q}(\Omega)} := 2 \int_{\{w=0\}} \frac{\psi z}{|\nabla w|} \, d\mathcal{H}^{d-1} \quad \forall z \in C^1(\bar{\Omega}), \psi \in W^{1,q}(\Omega). \quad (3.2)$$

We use the following standing assumption on the domain Ω .

Assumption 3.1 (Standing assumption). *Suppose that $\Omega \subset \mathbb{R}^d$ is open, bounded, and uniformly locally quasiconvex, see [Definition 2.4](#). Further, we assume that Ω is an $(1, q)$ -extension domain, i.e., that there exists a linear and bounded extension operator $E_W: W^{1,q}(\Omega) \rightarrow W^{1,q}(\mathbb{R}^d)$.*

Throughout this section, we denote by E the extension operator given in [Theorem 2.7](#). By C_E we denote its operator norm.

We note that the sets of the form $\{w = 0\}$ depend on the domain of the function w . In particular, for $w \in C^1(\bar{\Omega})$ we have $\{w = 0\} \subset \bar{\Omega}$ and $\{Ew = 0\} \subset \mathbb{R}^d$.

We specify the meaning of the integral in [\(3.2\)](#) by showing that the trace of a Sobolev function on $\{w = 0\}$ is well defined.

Lemma 3.2. *Let $w \in C^1(\bar{\Omega})$ with $\nabla w \neq 0$ on $\{w = 0\}$ be given. Then,*

- (i) *there is a bounded and linear operator $T_{\mathbb{R}^d}: W^{1,q}(\mathbb{R}^d) \rightarrow L^q(\mathcal{H}^{d-1}|_{\{w=0\}})$ such that $T_{\mathbb{R}^d}\psi = \psi|_{\{w=0\}}$ for all $\psi \in C(\mathbb{R}^d) \cap W^{1,q}(\mathbb{R}^d)$,*

- (ii) there is a bounded and linear operator $T_\Omega: W^{1,q}(\Omega) \rightarrow L^q(\mathcal{H}^{d-1}|_{\{w=0\}})$ such that $T_\Omega\psi = \psi|_{\{w=0\}}$ for all $\psi \in C(\bar{\Omega}) \cap W^{1,q}(\Omega)$,
- (iii) and $T_\Omega = T_{\mathbb{R}^d}E_W$.

Proof. (i) The set $\{w = 0\} \subset \bar{\Omega}$ is a compact subset of the C^1 -hypersurface $\{Ew = 0\} \cap \{\nabla Ew \neq 0\}$. Consequently, one can use the usual arguments to check the existence of $C_T \geq 0$ such that

$$\int_{\{w=0\}} |\psi|^q d\mathcal{H}^{d-1} \leq C_T^q \|\psi\|_{W^{1,q}(\mathbb{R}^d)}^q \quad \forall \psi \in C^1(\mathbb{R}^d) \cap W^{1,q}(\mathbb{R}^d).$$

This gives rise to a continuous trace operator from $C^1(\mathbb{R}^d) \cap W^{1,q}(\mathbb{R}^d)$ (equipped with the norm of $W^{1,q}(\mathbb{R}^d)$) into $L^q(\mathcal{H}^{d-1}|_{\{w=0\}})$. By density and continuity, this operator can be extended to all of $\psi \in W^{1,q}(\mathbb{R}^d)$, which gives rise to the trace operator $T_{\mathbb{R}^d}$. For $\psi \in C(\mathbb{R}^d) \cap W^{1,q}(\mathbb{R}^d)$, the identity $T_{\mathbb{R}^d}\psi = \psi|_{\{w=0\}}$ follows by a mollification argument. This shows (i).

We define $T_\Omega := T_{\mathbb{R}^d}E_W$, so that (iii) and the boundedness claim of (ii) follow trivially. Let us show that $T_\Omega\psi$ coincides with $\psi|_{\{w=0\}}$ for all $\psi \in C(\bar{\Omega}) \cap W^{1,q}(\Omega)$.

First, we will argue as in [Ziemer, 1989, Remark 4.4.5] to prove that $E_W\psi(x_0) = \psi(x_0)$ for \mathcal{H}^{d-1} -a.a. $x_0 \in \{w = 0\}$. As shown there, \mathcal{H}^{d-1} -almost every $x_0 \in \{w = 0\}$ is a Lebesgue point of $E_W\psi$. Take such a Lebesgue point $x_0 \in \{w = 0\}$. Then [Ziemer, 1989, Remark 4.4.5, page 190] constructs a measurable set $A \subset \mathbb{R}^d$ such that $\lim_{A \ni x \rightarrow x_0} (E_W\psi)(x) = (E_W\psi)(x_0)$ and $\lim_{r \searrow 0} \frac{\lambda(B(x_0, r) \cap A)}{\lambda(B(x_0, r))} = 1$. Since Ω is assumed to be an $(1, q)$ -extension domain, [Hajlasz et al., 2008, Theorem 2] implies that Ω possesses a uniformly positive Lebesgue density at all points, which implies that Ω possesses a positive Lebesgue density at all points of the boundary $\partial\Omega$, i.e., $\lim_{r \searrow 0} \frac{\lambda(B(x_0, r) \cap \Omega)}{\lambda(B(x_0, r))} =: c > 0$. Due to $\chi_A \chi_\Omega \geq \chi_A + \chi_\Omega - 1$, it follows $\lim_{r \searrow 0} \frac{\lambda(B(x_0, r) \cap \Omega \cap A)}{\lambda(B(x_0, r))} = c > 0$. In particular, $B(x_0, r) \cap \Omega \cap A$ is non-empty for all $r > 0$. We conclude

$$(E_W\psi)(x_0) = \lim_{\substack{x \rightarrow x_0 \\ x \in A}} (E_W\psi)(x) = \lim_{\substack{x \rightarrow x_0 \\ x \in A \cap \Omega}} (E_W\psi)(x) = \psi(x_0), \quad (3.3)$$

since $E_W\psi$ coincides with ψ a.e. on Ω .

Second, we prove $(T_{\mathbb{R}^d}E_W\psi)(x_0) = (E_W\psi)(x_0)$ for \mathcal{H}^{d-1} -a.a. $x_0 \in \{w = 0\}$. To this end, we use a mollification argument. Let ρ_ε denote the standard mollification kernel. Then $\rho_\varepsilon * (E_W\psi) \rightarrow E_W\psi$ in $W^{1,q}(\mathbb{R}^d)$ for $\varepsilon \rightarrow 0$ and $(\rho_\varepsilon * (E_W\psi))(x) \rightarrow E_W\psi(x)$ for all Lebesgue points of $E_W\psi$, [Evans and Gariepy, 1992, Section 4.2, Theorem 1(iv)]. From claim (i), we get $T_{\mathbb{R}^d}(\rho_\varepsilon * (E_W\psi)) \rightarrow T_{\mathbb{R}^d}E_W\psi = T_\Omega\psi$ in $L^q(\mathcal{H}^{d-1}|_{\{w=0\}})$. In addition, $T_{\mathbb{R}^d}(\rho_\varepsilon * (E_W\psi)) = \rho_\varepsilon * (E_W\psi)|_{\{w=0\}}$. Passing to the limit $\varepsilon \searrow 0$ in this identity implies $T_\Omega\psi = E_W\psi$ \mathcal{H}^{d-1} -a.e. on $\{w = 0\}$. Together with (3.3) this proves $T_\Omega\psi(x_0) = \psi(x_0)$ for \mathcal{H}^{d-1} -a.a. $x_0 \in \{w = 0\}$, which finishes the proof of (ii). \square

In the sequel, we will follow the common practice to suppress the appearance of the trace operators, which is justified by the previous result.

For $\eta > 0$, we define a neighborhood of the boundary via

$$\partial_\eta \Omega := \{x \in \mathbb{R}^d \mid \text{dist}(x, \partial\Omega) < \eta\}$$

and a neighborhood of $\bar{\Omega}$ via

$$\Omega_\eta := \partial_\eta \Omega \cup \Omega = \{x \in \mathbb{R}^d \mid \text{dist}(x, \Omega) < \eta\}.$$

We start with an estimate in the neighborhood of the boundary.

Lemma 3.3. *Let $w \in C^1(\bar{\Omega})$ with $\nabla w \neq 0$ on $\{w = 0\}$ be given such that*

$$\mathcal{H}^{d-1}(\{w = 0\} \cap \partial\Omega) = 0. \quad (3.4)$$

Then, for every $\varepsilon > 0$, there exists $\eta > 0$ such that $\nabla(Ew) \neq 0$ on $\{Ew = 0\} \cap \bar{\partial}_\eta \Omega$ and

$$\int_{\{Ew=0\} \cap \partial_\eta \Omega} \frac{\psi}{|\nabla(Ew)|} d\mathcal{H}^{d-1} \leq \varepsilon \|\psi\|_{W^{1,q}(\mathbb{R}^d)} \quad \forall \psi \in W^{1,q}(\mathbb{R}^d).$$

Here, the trace of ψ on $\{Ew = 0\} \cap \partial_\eta \Omega$ has to be understood similarly to Lemma 3.2.

Proof. By compactness of $\bar{\Omega}$, there exists a constant $\nu > 0$ such that $|\nabla w| \geq \nu$ on $\{w = 0\}$. Consequently, $|\nabla(Ew)| \geq \nu$ on $\{Ew = 0\} \cap \bar{\Omega}$. Using continuity of Ew and $\nabla(Ew)$, this shows the existence of $\eta_0 > 0$ with $|\nabla(Ew)| \geq \nu/2$ on $\{Ew = 0\} \cap \bar{\partial}_{\eta_0} \Omega$. Then in a neighborhood of $\bar{\partial}_{\eta_0} \Omega$, $\{Ew = 0\}$ is locally the graph of a continuously differentiable function. Since the set $\bar{\partial}_{\eta_0} \Omega$ is compact, it follows $\mathcal{H}^{d-1}(\{Ew = 0\} \cap \bar{\partial}_{\eta_0} \Omega) < \infty$. Consequently, the dominated convergence theorem implies

$$\mathcal{H}^{d-1}(\{Ew = 0\} \cap \partial_\eta \Omega) \rightarrow \mathcal{H}^{d-1}(\{Ew = 0\} \cap \partial\Omega) = \mathcal{H}^{d-1}(\{w = 0\} \cap \partial\Omega) = 0$$

as $\eta \rightarrow 0$. Using the analogue of Lemma 3.2, we get the trace estimate

$$\|\psi\|_{L^p(\mathcal{H}^{d-1}|_{\{Ew=0\} \cap \Omega_{\eta_0}})} = \left(\int_{\{Ew=0\} \cap \Omega_{\eta_0}} |\psi|^q d\mathcal{H}^{d-1} \right)^{1/q} \leq C \|\psi\|_{W^{1,q}(\mathbb{R}^d)}$$

for all $\psi \in W^{1,q}(\mathbb{R}^d)$. Consequently,

$$\begin{aligned} \int_{\{Ew=0\} \cap \partial_\eta \Omega} \frac{\psi}{|\nabla(Ew)|} d\mathcal{H}^{d-1} &\leq \frac{2}{\nu} \mathcal{H}^{d-1}(\{Ew = 0\} \cap \partial_\eta \Omega)^{1/q'} C \|\psi\|_{W^{1,q}(\mathbb{R}^d)} \\ &\leq \varepsilon \|\psi\|_{W^{1,q}(\mathbb{R}^d)} \quad \forall \psi \in W^{1,q}(\mathbb{R}^d) \end{aligned}$$

for $\eta \in (0, \eta_0)$ small enough. \square

By combining Lemma 3.3 with Corollary 2.2 we get a weak form of differentiability.

Lemma 3.4. *Let $w \in C^1(\bar{\Omega})$ with $\nabla w \neq 0$ on $\{w = 0\}$ be given such that (3.4) holds. Then, for every $\psi \in C(\bar{\Omega}) \cap W^{1,q}(\Omega)$, the function $C^1(\bar{\Omega}) \ni v \mapsto \langle \text{sign}(v), \psi \rangle_{W^{1,q}(\Omega)} \in \mathbb{R}$ is Gâteaux differentiable at w with derivative $C^1(\bar{\Omega}) \ni z \mapsto \langle \text{sign}'(w)z, \psi \rangle_{W^{1,q}(\Omega)} \in \mathbb{R}$.*

Proof. Let $\varepsilon > 0$ be given and choose $\eta > 0$ according to [Lemma 3.3](#). Next, we choose functions $\varphi_1 \in C_c^\infty(\Omega; [0, 1])$ and $\varphi_2 \in C_c^\infty(\partial_\eta \Omega; [0, 1])$ such that

$$\varphi_1 = 1 \text{ on } \Omega \setminus \partial_{\eta/2} \Omega \quad \text{and} \quad \varphi_2 = 1 \text{ on } \Omega \cap \{\varphi_1 < 1\}.$$

This construction implies $1 - \varphi_1 \leq \varphi_2$ on $\Omega \cap \partial_\eta \Omega$.

We further fix $z \in C^1(\bar{\Omega})$ and $\psi \in C(\bar{\Omega}) \cap W^{1,q}(\Omega)$. We have

$$\begin{aligned} I &:= \frac{\langle \text{sign}(w + tz), \psi \rangle_{W^{1,q}(\Omega)} - \langle \text{sign}(w + tz), \psi \rangle_{W^{1,q}(\Omega)}}{t} - \langle \text{sign}'(w)z, \psi \rangle_{W^{1,q}(\Omega)} \\ &= \int_{\Omega} \frac{\text{sign}(w + tz) - \text{sign}(w)}{t} \psi \, d\lambda - 2 \int_{\{w=0\}} \frac{\psi z}{|\nabla w|} \, d\mathcal{H}^{d-1} \\ &= \left(\int_{\Omega} \frac{\text{sign}(w + tz) - \text{sign}(w)}{t} \psi \varphi_1 \, d\lambda - 2 \int_{\{w=0\}} \frac{\psi \varphi_1 z}{|\nabla w|} \, d\mathcal{H}^{d-1} \right) \\ &\quad + \left(\int_{\Omega} \frac{\text{sign}(w + tz) - \text{sign}(w)}{t} \psi (1 - \varphi_1) \, d\lambda - 2 \int_{\{w=0\}} \frac{\psi (1 - \varphi_1) z}{|\nabla w|} \, d\mathcal{H}^{d-1} \right) \\ &=: I_1 + I_2. \end{aligned}$$

Since φ_1 has compact support in Ω , there is $\varphi_3 \in C_c^\infty(\Omega; [0, 1])$ with $\varphi_3 = 1$ on $\text{supp } \varphi_1$. From [Corollary 2.2](#) applied to $z := z\varphi_3 \in C_c^1(\Omega)$ and $\psi := \psi\varphi_1 \in C(\Omega)$, we get $|I_1| \rightarrow 0$ as $t \searrow 0$. For the second term, we use

$$\begin{aligned} |I_2| &\leq \int_{\Omega} \frac{|\text{sign}(w + tz) - \text{sign}(w)|}{t} |\psi| (1 - \varphi_1) \, d\lambda + 2 \int_{\{w=0\}} \frac{|\psi| (1 - \varphi_1) |z|}{|\nabla w|} \, d\mathcal{H}^{d-1} \\ &\leq \left(\int_{\partial_\eta \Omega} \frac{|\text{sign}(Ew + tEz) - \text{sign}(Ew)|}{t} \varphi_2 \, d\lambda + 2 \int_{\{Ew=0\}} \frac{\varphi_2 |Ez|}{|\nabla(Ew)|} \, d\mathcal{H}^{d-1} \right) \|\psi\|_{C(\bar{\Omega})} \\ &=: (I_3 + I_4) \|\psi\|_{C(\bar{\Omega})}. \end{aligned}$$

The expression I_4 can be bounded via [Lemma 3.3](#), i.e.,

$$I_4 \leq 2 \|Ez\|_{C_b^1(\mathbb{R}^d)} \int_{\{Ew=0\} \cap \partial_\eta \Omega} \frac{\varphi_2}{|\nabla(Ew)|} \, d\mathcal{H}^{d-1} \leq 2C_E \|z\|_{C^1(\bar{\Omega})} \|\varphi_2\|_{W^{1,q}(\mathbb{R}^d)} \varepsilon.$$

The term involving I_3 can be handled by applying [Corollary 2.2](#) on $U = \partial_\eta \Omega$ and we obtain

$$I_3 \rightarrow 2 \int_{\{Ew=0\} \cap \partial_\eta \Omega} \frac{\varphi_2 |Ez|}{|\nabla(Ew)|} \, d\mathcal{H}^{d-1} = I_4 \leq 2C_E \|z\|_{C^1(\bar{\Omega})} \|\varphi_2\|_{W^{1,q}(\mathbb{R}^d)} \varepsilon$$

as $t \searrow 0$. Combining the above estimates shows that $|I|$ can be made arbitrarily small by choosing $t > 0$ small enough. This shows that $v \mapsto \langle \text{sign}(v), \psi \rangle_{W^{1,q}(\Omega)}$ is directionally differentiable at w . Since the directional derivative is linear w.r.t. the direction z , this yields the desired Gâteaux differentiability. \square

Note that the proof only uses the regularity $\psi \in C(\bar{\Omega})$ for the estimates. We only required $\psi \in W^{1,q}(\Omega)$, since $\text{sign}'(w)z$ was defined to be an element in the dual space of $W^{1,q}(\Omega)$, see (3.2).

As a next goal, we want to prove the continuity of the derivative sign' . The next lemma guarantees that Lemma 3.2 can also be applied to \tilde{w} in the neighborhood of w .

Lemma 3.5. *Let $w \in C^1(\bar{\Omega})$ with $\nabla w \neq 0$ on $\{w = 0\}$ be given. Then there is $\delta > 0$ such that for all $\tilde{w} \in C^1(\bar{\Omega})$ with $\|w - \tilde{w}\|_{C^1(\bar{\Omega})} \leq \delta$ it follows $\nabla \tilde{w} \neq 0$ on $\{\tilde{w} = 0\}$.*

Proof. Since $\{w = 0\}$ is compact, there is δ_1 such that $|\nabla w| \geq \delta_1$ on $\{w = 0\}$. By continuity of ∇w , there is $U \subset \mathbb{R}^d$ open such that $U \supset \{w = 0\}$ and $|\nabla w| \geq \delta_1/2$ on U . Then there is $\delta_2 > 0$ such that $|w| \geq \delta_2$ on the compact set $\bar{\Omega} \setminus U$. The claim now follows with $0 < \delta < \min(\delta_1/2, \delta_2)$. \square

The next results gives almost the desired continuity, but involves the extended functions and a cutoff function.

Lemma 3.6. *Let $w \in C^1(\bar{\Omega})$ with $\nabla w \neq 0$ on $\{w = 0\}$ be given. Further, assume that $\eta_0 > 0$ is chosen such that $\nabla(Ew) \neq 0$ on $\{Ew = 0\} \cap \bar{\Omega}_{\eta_0}$. Then for all $\varepsilon > 0$ and $\eta \in (0, \eta_0)$, there exists $\delta > 0$ such that*

$$\left| \int_{\{Ew=0\}} \frac{\psi}{|\nabla(Ew)|} d\mathcal{H}^{d-1} - \int_{\{E\tilde{w}=0\}} \frac{\psi}{|\nabla(E\tilde{w})|} d\mathcal{H}^{d-1} \right| \leq \varepsilon \|\psi\|_{W^{1,q}(\Omega_{\eta_0})}$$

for all $\tilde{w} \in C^1(\bar{\Omega})$ with $\|w - \tilde{w}\|_{C^1(\bar{\Omega})} \leq \delta$ and all $\psi \in W_0^{1,q}(\Omega_{\eta_0})$.

Proof. In this proof, it will be convenient to suppress the extension operator E . Note that Theorem 2.7 shows that $\|Ew - E\tilde{w}\|_{C_b^1(\mathbb{R}^d)}$ can be bounded by a multiple of $\|w - \tilde{w}\|_{C^1(\bar{\Omega})}$. That is, we assume that $w \in C_b^1(\mathbb{R}^d)$ satisfies $\nabla w \neq 0$ on $\{w = 0\} \cap \bar{\Omega}_{\eta_0}$ and prove

$$\left| \int_{\{w=0\}} \frac{\psi}{|\nabla w|} d\mathcal{H}^{d-1} - \int_{\{\tilde{w}=0\}} \frac{\psi}{|\nabla \tilde{w}|} d\mathcal{H}^{d-1} \right| \leq \varepsilon \|\psi\|_{W^{1,q}(\Omega_{\eta_0})}$$

for all $\tilde{w} \in C_b^1(\mathbb{R}^d)$ with $\|w - \tilde{w}\|_{C_b^1(\mathbb{R}^d)} \leq \delta$ and all $\psi \in W_0^{1,q}(\Omega_{\eta_0})$.

Since $\bar{\Omega}_{\eta_0}$ is compact, ∇w is uniformly continuous on this set and we denote by ζ its modulus of continuity. Let $\eta \in (0, \eta_0)$ be arbitrary.

We begin with a local argument. Let a point $p \in \{w = 0\} \cap \Omega_{\eta_0}$ with $\partial_d w(p) > 0$ be given. Due to the implicit function theorem, there exist an open set $B \subset \mathbb{R}^{d-1}$, an open interval $I = (a, b) \subset \mathbb{R}$, a function $\gamma \in C^1(B; I)$ and a constant $\nu \in (0, 1]$ such that

$$\begin{aligned} p &\in B \times I, \quad \overline{B \times I} \subset \Omega_{\eta_0}, \quad \partial_d w(x, y) \geq \nu \quad \forall (x, y) \in B \times I \\ \{w = 0\} \cap (B \times I) &= \{(x, \gamma(x)) \mid x \in B\}, \\ \{(x, y) \mid x \in B, |y - \gamma(x)| < \nu\} &\subset B \times I. \end{aligned}$$

Note that this implies $w(x, a) \leq -\nu^2$ and $w(x, b) \geq \nu^2$ for all $x \in B$. We define $\delta := \nu^2/2$. For an arbitrary $\tilde{w} \in C_b^1(\mathbb{R}^d)$ with $\|w - \tilde{w}\|_{C_b^1(\mathbb{R}^d)} \leq \delta$, we therefore obtain $\tilde{w}(x, a) \leq -\delta$

and $w(x, b) \geq \delta$ for all $x \in B$ and $\partial_d \tilde{w}(x, y) > \nu/2$ for all $(x, y) \in B \times I$. Consequently, the intermediate value theorem in cooperation with the implicit function theorem implies the existence of $\tilde{\gamma} \in C^1(B; I)$ such that

$$\{\tilde{w} = 0\} \cap (B \times I) = \{(x, \tilde{\gamma}(x)) \mid x \in B\}.$$

From $|w(x, \tilde{\gamma}(x))| = |w(x, \tilde{\gamma}(x)) - \tilde{w}(x, \tilde{\gamma}(x))|$, $w(x, \gamma(x)) = 0$, and $\partial_d w(x, y) \geq \nu$, we get

$$|\gamma(x) - \tilde{\gamma}(x)| \leq \frac{\|w - \tilde{w}\|_{C_b(\mathbb{R}^d)}}{\nu}.$$

Now, let $\psi \in C_c^1(B \times I)$ be arbitrary. By differentiating $w(x, \gamma(x)) = 0$, we obtain $-\partial_i w(x, \gamma(x)) = \partial_d w(x, \gamma(x)) \partial_i \gamma(x)$ for all $i = 1, \dots, d-1$. Thus,

$$|\nabla w(x, \gamma(x))|^2 = \partial_d w(x, \gamma(x))^2 (|\gamma'(x)|^2 + 1).$$

From the area formula, we get

$$\begin{aligned} J &:= \int_{\{w=0\}} \frac{\psi}{|\nabla w|} d\mathcal{H}^{d-1} = \int_{\{w=0\} \cap (B \times I)} \frac{\psi}{|\nabla w|} d\mathcal{H}^{d-1} \\ &= \int_B \frac{\psi(x, \gamma(x))}{|\nabla w(x, \gamma(x))|} \sqrt{|\gamma'(x)|^2 + 1} d\lambda^{d-1}(x) = \int_B \frac{\psi(x, \gamma(x))}{\partial_d w(x, \gamma(x))} d\lambda^{d-1}(x), \end{aligned}$$

where λ^{d-1} is the Lebesgue measure on \mathbb{R}^{d-1} . The same argument shows

$$\tilde{J} := \int_{\{\tilde{w}=0\}} \frac{\psi}{|\nabla \tilde{w}|} d\mathcal{H}^{d-1} = \int_B \frac{\psi(x, \tilde{\gamma}(x))}{\partial_d \tilde{w}(x, \tilde{\gamma}(x))} d\lambda^{d-1}(x).$$

Taking the difference gives

$$\begin{aligned} |J - \tilde{J}| &\leq \int_B \frac{|\psi(x, \gamma(x)) - \psi(x, \tilde{\gamma}(x))|}{\partial_d \tilde{w}(x, \tilde{\gamma}(x))} d\lambda^{d-1}(x) \\ &\quad + \int_B \psi(x, \gamma(x)) \left| \frac{1}{\partial_d w(x, \gamma(x))} - \frac{1}{\partial_d \tilde{w}(x, \tilde{\gamma}(x))} \right| d\lambda^{d-1}(x) \\ &:= I_1 + I_2. \end{aligned}$$

For the first contribution, we get

$$\begin{aligned} I_1 &\leq \frac{2}{\nu} \int_B \int_{\gamma(x)}^{\tilde{\gamma}(x)} |\partial_d \psi(x, t)| dt d\lambda^{d-1}(x) \\ &\leq \frac{2}{\nu} \int_B |\gamma(x) - \tilde{\gamma}(x)|^{1/q'} \left(\int_a^b |\partial_d \psi(x, t)|^q dt \right)^{1/q} d\lambda^{d-1}(x) \\ &\leq \frac{2}{\nu} \left(\|w - \tilde{w}\|_{C_b(\mathbb{R}^d)} / \nu \right)^{1/q'} \int_B \left(\int_a^b |\partial_d \psi(x, t)|^q dt \right)^{1/q} d\lambda^{d-1}(x) \\ &\leq \frac{2}{\nu} \left(\|w - \tilde{w}\|_{C_b(\mathbb{R}^d)} / \nu \right)^{1/q'} \lambda^{d-1}(B)^{1/q'} \|\psi\|_{W^{1,q}(B \times I)}. \end{aligned}$$

For the second contribution, we start with the estimate

$$\begin{aligned}
|\partial_d w(x, \gamma(x)) - \partial_d \tilde{w}(x, \tilde{\gamma}(x))| &\leq |\partial_d w(x, \gamma(x)) - \partial_d w(x, \tilde{\gamma}(x))| \\
&\quad + |\partial_d w(x, \tilde{\gamma}(x)) - \partial_d \tilde{w}(x, \tilde{\gamma}(x))| \\
&\leq \zeta(|\gamma(x) - \tilde{\gamma}(x)|) + \|w - \tilde{w}\|_{C_b^1(\mathbb{R}^d)} \\
&\leq \zeta(\|w - \tilde{w}\|_{C_b(\mathbb{R}^d)}/\nu) + \|w - \tilde{w}\|_{C_b^1(\mathbb{R}^d)}.
\end{aligned}$$

Thus,

$$\begin{aligned}
I_2 &= \int_B \psi(x, \gamma(x)) \frac{|\partial_d w(x, \gamma(x)) - \partial_d \tilde{w}(x, \tilde{\gamma}(x))|}{\partial_d w(x, \gamma(x)) \partial_d \tilde{w}(x, \tilde{\gamma}(x))} d\lambda^{d-1}(x) \\
&\leq \int_B |\psi(x, \gamma(x))| d\lambda^{d-1}(x) \frac{\zeta(\|w - \tilde{w}\|_{C_b(\mathbb{R}^d)}/\nu) + \|w - \tilde{w}\|_{C_b^1(\mathbb{R}^d)}}{\nu^2/2} \\
&\leq \int_B \int_a^b |\partial_d \psi(x, t)| dt d\lambda^{d-1}(x) \frac{\zeta(\|w - \tilde{w}\|_{C_b(\mathbb{R}^d)}/\nu) + \|w - \tilde{w}\|_{C_b^1(\mathbb{R}^d)}}{\nu^2/2} \\
&\leq (b-a)^{q'} \lambda^{d-1}(B)^{q'} \|\psi\|_{W^{1,q}(B \times I)} \frac{\zeta(\|w - \tilde{w}\|_{C_b(\mathbb{R}^d)}/\nu) + \|w - \tilde{w}\|_{C_b^1(\mathbb{R}^d)}}{\nu^2/2}.
\end{aligned}$$

Since both estimates are uniform w.r.t. the $W^{1,q}(B \times I)$ -norm, the density of $C_c^1(B \times I)$ in $W_0^{1,q}(B \times I)$ implies that these estimates also hold for all $\psi \in W_0^{1,q}(B \times I)$. Note that the continuity of J and \tilde{J} w.r.t. $\psi \in W_0^{1,q}(B \times I)$ follows from [Lemma 3.2](#).

To summarize, for every $p \in \{w = 0\} \cap \Omega_{\eta_0}$ with $\partial_d w(p) > 0$, we find an open neighborhood $W_p := B \times I$ of p and a function $\sigma_p: [0, \infty) \rightarrow [0, \infty]$ with $\sigma_p(t) \rightarrow 0$ as $t \rightarrow 0$ such that

$$\left| \int_{\{w=0\}} \frac{\psi}{|\nabla w|} d\mathcal{H}^{d-1} - \int_{\{\tilde{w}=0\}} \frac{\psi}{|\nabla \tilde{w}|} d\mathcal{H}^{d-1} \right| \leq \|\psi\|_{W^{1,q}(W_p)} \sigma_p(\|w - \tilde{w}\|_{C_b^1(\mathbb{R}^d)})$$

for all $\tilde{w} \in C^1(\bar{\Omega})$, $\psi \in W_0^{1,q}(W_p)$. Since we assumed $\nabla w \neq 0$ on $\{w = 0\} \cap \bar{\Omega}_{\eta_0}$, the same argument can be applied to every point $p \in \{w = 0\} \cap \bar{\Omega}_\eta$ (by using rotated coordinate systems).

The set $\{w = 0\} \cap \bar{\Omega}_\eta$ is compact, thus we can find finitely many $p_1, \dots, p_n \in \{w = 0\} \cap \bar{\Omega}_\eta$ such that the associated neighborhoods $W_i := W_{p_i} \subset \Omega_{\eta_0}$ cover $\{w = 0\} \cap \bar{\Omega}_\eta$.

There is $\tau > 0$ such that $|w| \geq 2\tau$ on the compact set $\bar{\Omega}_\eta \setminus (\bigcup_{i=1}^n W_i)$. We further set $W_{n+1} := \Omega_{\eta_0} \cap \{|w| > \tau\}$. Note that the open sets W_1, \dots, W_{n+1} cover $\bar{\Omega}_\eta$. Thus, there exist functions $\varphi_j \in C_c^1(W_j; [0, 1])$, $j = 1, \dots, n+1$ such that $\sum_{j=1}^{n+1} \varphi_j = 1$ on $\bar{\Omega}_\eta$. Let now $\psi \in W_0^{1,q}(\Omega_{\eta_0})$ be given, which is extended by 0. Consequently,

$$\begin{aligned}
I &:= \left| \int_{\{w=0\}} \frac{\psi}{|\nabla w|} d\mathcal{H}^{d-1} - \int_{\{\tilde{w}=0\}} \frac{\psi}{|\nabla \tilde{w}|} d\mathcal{H}^{d-1} \right| \\
&\leq \sum_{j=1}^{n+1} \left| \int_{\{w=0\}} \frac{\varphi_j \psi}{|\nabla w|} d\mathcal{H}^{d-1} - \int_{\{\tilde{w}=0\}} \frac{\varphi_j \psi}{|\nabla \tilde{w}|} d\mathcal{H}^{d-1} \right|.
\end{aligned}$$

On the support of φ_{n+1} , we have $|w| > \tau$, so that the term with $j = n + 1$ vanishes if $\|w - \tilde{w}\|_{C_b^1(\mathbb{R}^d)}$ is smaller than τ . The terms with $j \in \{1, \dots, n\}$ can be handled by the local construction from above applied to $\varphi_j \psi \in W_0^{1,q}(W_j)$. This shows

$$\begin{aligned} I &\leq \sum_{j=1}^n \|\varphi_j \psi\|_{W^{1,q}(W_p)} \sigma_{p_n}(\|w - \tilde{w}\|_{C_b^1(\mathbb{R}^d)}) \leq C \|\psi\|_{W^{1,q}(\Omega_{\eta_0})} \sum_{j=1}^n \sigma_{p_n}(\|w - \tilde{w}\|_{C_b^1(\mathbb{R}^d)}) \\ &\leq \varepsilon \|\psi\|_{W^{1,q}(\Omega_{\eta_0})} \end{aligned}$$

for $\|w - \tilde{w}\|_{C_b^1(\mathbb{R}^d)}$ small enough. This shows the claim. \square

It remains to prove an estimate similar to the previous lemma but only on the set $\bar{\Omega}$. This will be established by the combination of [Lemmas 3.3](#) and [3.6](#).

Theorem 3.7. *Let $w \in C^1(\bar{\Omega})$ with $\nabla w \neq 0$ on $\{w = 0\}$ be given such that [\(3.4\)](#) holds. Then, for every $\varepsilon > 0$, there exist $\delta > 0$ such that*

$$\left| \int_{\{w=0\}} \frac{\psi}{|\nabla w|} d\mathcal{H}^{d-1} - \int_{\{\tilde{w}=0\}} \frac{\psi}{|\nabla \tilde{w}|} d\mathcal{H}^{d-1} \right| \leq \varepsilon \|\psi\|_{W^{1,q}(\Omega)} \quad \forall \psi \in W^{1,q}(\Omega)$$

holds for every $\tilde{w} \in C^1(\bar{\Omega})$ with $\|w - \tilde{w}\|_{C^1(\bar{\Omega})} \leq \delta$. Thus, the function $\text{sign}' : C^1(\bar{\Omega}) \rightarrow \mathcal{L}(C^1(\bar{\Omega}), W^{1,q}(\Omega)^*)$ is continuous at w .

Proof. Let $\varepsilon > 0$ be given, choose $\eta_0 > 0$ as in [Lemma 3.6](#) and $\eta \in (0, \eta_0)$ according to [Lemma 3.3](#). Next, we choose functions $\varphi_1 \in C_c^\infty(\Omega; [0, 1])$ and $\varphi_2 \in C_c^\infty(\partial_\eta \Omega; [0, 1])$ as in the proof of [Lemma 3.4](#), i.e., such that

$$\varphi_1 = 1 \text{ on } \Omega \setminus \partial_{\eta/2} \Omega \quad \text{and} \quad \varphi_2 = 1 \text{ on } \Omega \cap \{\varphi_1 < 1\}.$$

This construction implies $1 - \varphi_1 \leq \varphi_2$ on $\Omega \cap \partial_\eta \Omega$. Finally, we can utilize [Lemma 3.6](#) with ε replaced by

$$\hat{\varepsilon} := \frac{\varepsilon}{\|\varphi_1\|_{C^1(\bar{\Omega})} + \|\varphi_2\|_{C^1(\partial_\eta \Omega)}}$$

to choose $\delta > 0$.

Now, let $\tilde{w} \in C^1(\bar{\Omega})$ with $\|w - \tilde{w}\|_{C^1(\bar{\Omega})} \leq \delta$ be given. Further, let $\psi \in W^{1,q}(\Omega)$ be arbitrary. We have

$$\begin{aligned} I &:= \left| \int_{\{w=0\}} \frac{\psi}{|\nabla w|} d\mathcal{H}^{d-1} - \int_{\{\tilde{w}=0\}} \frac{\psi}{|\nabla \tilde{w}|} d\mathcal{H}^{d-1} \right| \\ &\leq I_1 + I_2 + I_3 := \left| \int_{\{w=0\}} \frac{\varphi_1 \psi}{|\nabla w|} d\mathcal{H}^{d-1} - \int_{\{\tilde{w}=0\}} \frac{\varphi_1 \psi}{|\nabla \tilde{w}|} d\mathcal{H}^{d-1} \right| \\ &\quad + \left| \int_{\{w=0\}} \frac{(1 - \varphi_1) \psi}{|\nabla w|} d\mathcal{H}^{d-1} \right| + \left| \int_{\{\tilde{w}=0\}} \frac{(1 - \varphi_1) \psi}{|\nabla \tilde{w}|} d\mathcal{H}^{d-1} \right|. \end{aligned}$$

Since φ_1 vanishes outside of Ω , we can replace w , \tilde{w} , and ψ by Ew , $E\tilde{w}$, and $E_W\psi$ respectively, in I_1 . Consequently, [Lemma 3.6](#) provides us with the bound

$$I_1 \leq \hat{\varepsilon} \|\varphi_1 E_W\psi\|_{W^{1,q}(\Omega_{\eta_0})} \leq \hat{\varepsilon} C \|\varphi_1\|_{C^1(\bar{\Omega})} \|\psi\|_{W^{1,q}(\Omega)} \leq \varepsilon C \|\psi\|_{W^{1,q}(\Omega)}.$$

From [Lemma 3.3](#), we get

$$I_2 \leq \int_{\{Ew=0\} \cap \partial_\eta \Omega} \frac{|E_W\psi|}{|\nabla w|} d\mathcal{H}^{d-1} \leq \varepsilon \|E_W\psi\|_{W^{1,q}(\mathbb{R}^d)} \leq \varepsilon C \|\psi\|_{W^{1,q}(\Omega)},$$

where we used that $1 - \varphi$ vanishes on $\Omega \setminus \partial_\eta \Omega$ and $0 \leq \varphi_1 \leq 1$. It remains to estimate I_3 . From $1 - \varphi_1 = 0$ on $\Omega \setminus \partial_\eta \Omega$ and $1 - \varphi_1 \leq \varphi_2$ on $\partial_\eta \Omega \cap \Omega$ we get

$$I_3 = \left| \int_{\{\tilde{w}=0\}} \frac{(1 - \varphi_1)\psi}{|\nabla \tilde{w}|} d\mathcal{H}^{d-1} \right| \leq \int_{\{E\tilde{w}=0\}} \frac{\varphi_2 |E_W\psi|}{|\nabla(E\tilde{w})|} d\mathcal{H}^{d-1}.$$

Since φ_2 is supported on $\partial_\eta \Omega$, we continue with

$$\begin{aligned} I_3 &\leq \left| \int_{\{E\tilde{w}=0\}} \frac{\varphi_2 |E_W\psi|}{|\nabla(E\tilde{w})|} d\mathcal{H}^{d-1} - \int_{\{Ew=0\}} \frac{\varphi_2 |E_W\psi|}{|\nabla(Ew)|} d\mathcal{H}^{d-1} \right| + \int_{\{Ew=0\}} \frac{\varphi_2 |E_W\psi|}{|\nabla(Ew)|} d\mathcal{H}^{d-1} \\ &= \hat{\varepsilon} \|\varphi_2 |E_W\psi|\|_{W^{1,q}(\Omega_{\eta_0})} + \int_{\{Ew=0\} \cap \partial_\eta \Omega} \frac{|E_W\psi|}{|\nabla(Ew)|} d\mathcal{H}^{d-1} \\ &\leq \hat{\varepsilon} C \|\varphi_2\|_{C^1(\partial_\eta \Omega)} \|E_W\psi\|_{W^{1,q}(\Omega_{\eta_0})} + \varepsilon \|E_W\psi\|_{W^{1,q}(\mathbb{R}^d)} \\ &\leq C\varepsilon \|\psi\|_{W^{1,q}(\Omega)}, \end{aligned}$$

where we again used [Lemmas 3.3](#) and [3.6](#) and $0 \leq \varphi_2 \leq 1$. Consequently, $I_3 \leq C\varepsilon \|\psi\|_{W^{1,q}(\Omega)}$.

Collecting the above inequalities shows

$$I \leq C\varepsilon \|\psi\|_{W^{1,q}(\Omega)}.$$

Since $\varepsilon > 0$ was arbitrary, this shows the claim. \square

Lemma 3.8. *Let $w \in L^1(\Omega)$ such that $\lambda(\{w = 0\}) = 0$. Then the map $\text{sign} : L^1(\Omega) \rightarrow L^1(\Omega)$ is continuous at w .*

Proof. Let (w_k) be given with $w_k \rightarrow w$ in $L^1(\Omega)$ and pointwise λ -almost everywhere. Due to $\lambda(\{w = 0\}) = 0$, we have $\text{sign}(w_k(x)) \rightarrow \text{sign}(w(x))$ for λ -almost all $x \in \Omega$. The claim follows by dominated convergence and a subsequence-subsequence argument. \square

By combining [Theorem 3.7](#) with the weak differentiability result from [Lemma 3.4](#), we obtain the continuous differentiability.

Theorem 3.9. *We assume that $\mathcal{H}^{d-1}(\partial\Omega) < \infty$. Let $w \in C^1(\bar{\Omega})$ with $\nabla w \neq 0$ on $\{w = 0\}$ be given such that [\(3.4\)](#) holds. Then, for every $q > 1$, the function $\text{sign} : C^1(\bar{\Omega}) \rightarrow W^{1,q}(\Omega)^*$ is Fréchet differentiable at w with derivative $\text{sign}'(w) \in \mathcal{L}(C^1(\bar{\Omega}), W^{1,q}(\Omega)^*)$.*

Proof. From [Lemma 3.4](#) we get that for fixed $\psi \in C(\bar{\Omega}) \cap W^{1,q}(\Omega)$, the scalar-valued function $v \mapsto \langle \text{sign}(v), \psi \rangle_{W^{1,q}(\Omega)}$ is Gâteaux differentiable at points $v \in C^1(\bar{\Omega})$ satisfying $\nabla v \neq 0$ on $\{v = 0\}$ and $\mathcal{H}^{d-1}(\{v = 0\} \cap \partial\Omega) = 0$. Both conditions are satisfied at $v = w$ and, due to [Lemma 3.5](#), the first condition is stable w.r.t. $C^1(\bar{\Omega})$. Next, we fix a small $z \in C^1(\bar{\Omega})$, such that $\nabla(w + tz) \neq 0$ on $\{w + tz = 0\}$ for all $t \in [0, 1]$. Then, the family $(\{w + tz = 0\} \cap \{w \neq 0\} \cap \partial\Omega)_{t \in [0,1]}$ consists of disjoint and measurable subsets of $\partial\Omega$. Due to $\mathcal{H}^{d-1}(\partial\Omega) < \infty$ and $\mathcal{H}^{d-1}(\{w = 0\} \cap \partial\Omega) = 0$, the condition $\mathcal{H}^{d-1}(\{w + tz = 0\} \cap \partial\Omega) = 0$ is violated for at most countably many values of $t \in [0, 1]$. Consequently, the function $\Phi: [0, 1] \rightarrow \mathbb{R}$,

$$\Phi(t) := \langle \text{sign}(w + tz), \psi \rangle_{W^{1,q}(\Omega)}$$

is differentiable outside of a countable subset of $[0, 1]$ and continuous on $[0, 1]$ by [Lemma 3.8](#). Moreover, the derivative

$$\Phi'(t) = \langle \text{sign}'(w + tz)z, \psi \rangle_{W^{1,q}(\Omega)}$$

is bounded w.r.t. $t \in [0, 1]$, which follows from [Theorem 3.7](#). In addition, $t \mapsto \Phi'(t)$ is measurable as the pointwise a.e. limit of the difference quotients $(\Phi(t + \frac{1}{n}) - \Phi(t))/n^{-1}$. Consequently, Φ' is Lebesgue integrable.

Therefore, we can apply the fundamental theorem of calculus in the formulation of [\[Koliha, 2006, Theorem 1\]](#), i.e.,

$$\begin{aligned} \langle \text{sign}(w + z) - \text{sign}(w), \psi \rangle_{W^{1,q}(\Omega)} &= \Phi(1) - \Phi(0) = \int_0^1 \Phi'(t) dt \\ &= \int_0^1 \langle \text{sign}'(w + tz)z, \psi \rangle_{W^{1,q}(\Omega)} dt. \end{aligned}$$

For a given $\varepsilon > 0$, we choose $\delta \in (0, \rho)$ according to the continuity of the derivative from [Theorem 3.7](#). Thus, $\|z\|_{C^1(\bar{\Omega})} \leq \delta$ implies

$$\begin{aligned} &\langle \text{sign}(w + z) - \text{sign}(w) - \text{sign}'(w)z, \psi \rangle_{W^{1,q}(\Omega)} \\ &= \int_0^1 \langle \text{sign}'(w + tz)z, \psi \rangle_{W^{1,q}(\Omega)} dt - \langle \text{sign}'(w)z, \psi \rangle_{W^{1,q}(\Omega)} \\ &= \int_0^1 \langle \text{sign}'(w + tz)z - \text{sign}'(w)z, \psi \rangle_{W^{1,q}(\Omega)} dt \\ &= 2 \int_0^1 \left(\int_{\{w+tz=0\}} \frac{z\psi}{|\nabla(w+tz)|} d\mathcal{H}^{d-1} - \int_{\{w=0\}} \frac{z\psi}{|\nabla w|} d\mathcal{H}^{d-1} \right) dt \\ &\leq 2\varepsilon \|z\psi\|_{W^{1,q}(\Omega)} \leq C\varepsilon \|z\|_{C^1(\bar{\Omega})} \|\psi\|_{W^{1,q}(\Omega)} \end{aligned}$$

for all $\psi \in C(\bar{\Omega}) \cap W^{1,q}(\Omega)$. The estimate is uniform w.r.t. the $W^{1,q}(\Omega)$ -norm and $C(\bar{\Omega}) \cap W^{1,q}(\Omega)$ is dense in $W^{1,q}(\Omega)$, since Ω is assumed to be an $(1, q)$ -extension domain. Consequently, the same estimate holds for all $\psi \in W^{1,q}(\Omega)$. This finishes the proof. \square

We give to counterexamples which shed some light on the role of the condition [\(3.4\)](#).

Example 3.10 (Failure of differentiability in absence of (3.4)). Let us consider $\Omega = (0, 1)$ and let $w \in C^1(\bar{\Omega})$ be given by $w(x) = x$. It is clear that $\nabla w \neq 0$ on $\{w = 0\}$, but (3.4) is violated, since $\mathcal{H}^0(\{w = 0\} \cap \partial\Omega) = \mathcal{H}^0(\{w = 0\}) = 1$. We fix the function $\psi \equiv 1 \in W^{1,q}(\Omega)$. Further, we consider the direction $z \equiv -1 \in C^1(\bar{\Omega})$. Now, it is easy to check that

$$\langle \text{sign}(w + tz), \psi \rangle_{W^{1,q}(\Omega)} = \mathcal{H}^1(\{w + tz > 0\}) - \mathcal{H}^1(\{w + tz < 0\}) = \begin{cases} 1 & \text{if } t < 0, \\ 1 - 2t & \text{if } t \in [0, 1]. \end{cases}$$

This shows that sign fails to be differentiable at w . It is clear that this idea can be generalized to dimensions $d > 1$.

Example 3.11 (Property (3.4) is not stable in $C^1(\bar{\Omega})$ for $d > 1$). Let us define the continuously differentiable function $w : \mathbb{R}^2 \rightarrow \mathbb{R}$ by

$$w(x_1, x_2) = x_2 - \max(0, x_1)^2.$$

Let $\Omega = (0, 1)^2$. Then $\nabla w \neq 0$ on $\bar{\Omega}$ and $\{w = 0\} \cap \partial\Omega = \{0\}$. Hence, the condition (3.4) is satisfied. For $\varepsilon > 0$ set $w_\varepsilon(x_1, x_2) := w(x_1 - \varepsilon, x_2)$. Then $\|w_\varepsilon - w\|_{C^1(\bar{\Omega})} \rightarrow 0$ for $\varepsilon \rightarrow 0$. In addition, $\{w_\varepsilon = 0\} \cap \partial\Omega = [0, \varepsilon] \times \{0\}$, i.e., w_ε does not satisfy (3.4) for $\varepsilon > 0$.

Finally, we show that condition (3.4) is stable under a further assumption on w .

Proposition 3.12. We assume that $\partial\Omega$ is of class C^1 . Let $w \in C^1(\bar{\Omega})$ be given such that $\nabla w(x)$ and the unit outer normal vector $\nu(x)$ are not colinear for all $x \in \{w = 0\} \cap \partial\Omega$. Then, (3.4) holds in a small ball (in $C^1(\bar{\Omega})$) around w .

Proof. The assumption on ∇w holds if and only if the matrix $J(x) := (\nabla w(x), \nu(x)) \in \mathbb{R}^{d \times 2}$ has full column rank for all $x \in \{w = 0\} \cap \partial\Omega$. This, in turn, is equivalent to $\det(J(x)^\top J(x)) > 0$ for all $x \in \{w = 0\} \cap \partial\Omega$. By continuity and compactness, this yields the existence of $\tau > 0$ such that $\det(J(x)^\top J(x)) \geq \tau$ for all $x \in \{w = 0\} \cap \partial\Omega$. Since J depends continuously on $w \in C^1(\bar{\Omega})$, it is clear that the assumption on w is stable in the space $C^1(\bar{\Omega})$. Consequently, it remains to show that (3.4) holds for w . Let $x_0 \in \{w = 0\} \cap \partial\Omega$ be given. Locally around x_0 , $\partial\Omega$ can be written as $\{\varphi = 0\}$ for some $\varphi \in C^1(\mathbb{R}^d)$ with $\nabla \varphi(x_0) = \nu(x_0)$. Consequently, $\{w = 0\} \cap \partial\Omega$ coincides with $\{F = 0\}$ locally, where $F \in C^1(\mathbb{R}^d, \mathbb{R}^2)$ consists of the components EW and φ . By assumption, the Jacobian $F'(x_0) = [\nabla w(x_0), \nu(x_0)]^\top$ has rank 2. Consequently, $\{w = 0\} \cap \partial\Omega \cap U_r(x_0) = \{F = 0\} \cap U_r(x_0)$ is a surface of codimension 2 for some $r > 0$ (depending on x_0). Hence, its measure w.r.t. \mathcal{H}^{d-1} is zero. By compactness of $\{w = 0\} \cap \partial\Omega$ and additivity of \mathcal{H}^{d-1} , this shows the claim. \square

By combining Theorem 3.9 with Proposition 3.12 we get a nice result.

Corollary 3.13. Let $\partial\Omega$ be of class C^1 . Then, the set

$$\{w \in C^1(\bar{\Omega}) \mid \nabla w \neq 0 \text{ on } \{w = 0\}, \quad \nabla w \text{ and } \nu \text{ are not colinear on } \{w = 0\} \cap \partial\Omega\}$$

is open in $C^1(\bar{\Omega})$ and $\text{sign} : C^1(\bar{\Omega}) \rightarrow W^{1,q}(\Omega)^*$ is continuously differentiable on this set with derivative sign' .

4 Application to bang-bang optimal control

In this section, we show that our results from [Section 3](#) enable us to prove local superlinear convergence for Newton's method applied to the optimality system of optimal control problems for which the solution is of bang-bang type. In [Section 4.1](#) we discuss the case of a linear state equation and in [Section 4.2](#) we consider a semilinear elliptic equation. In both situations, we also suggest a heuristic for the globalization of Newton's method. For simplicity, we only discuss the situation that the control bounds are given by ± 1 . The general situation is consequently achieved by a simple scaling argument.

4.1 Linear-quadratic optimization problem

We want to use Newton's method to solve the following optimization problem:

$$\min_{u \in L^2(\Omega)} \frac{1}{2} \|Su - y_d\|_{L^2(\Omega)}^2$$

subject to $|u| \leq 1$ almost everywhere on Ω . Here, S is a linear and continuous operator on $L^2(\Omega)$ and $y_d \in L^2(\Omega)$ is given. With standard arguments one can verify the existence of a solution. Moreover, if S is injective, the solution is unique.

A feasible point \bar{u} is a solution if and only if

$$\bar{u}(x) \in \text{Sign}(-[S^*(S\bar{u} - y_d)](x)) \quad \text{for a.a. } x \in \Omega.$$

Introducing the dual variable $\bar{\xi} := y_d - S\bar{u} \in L^2(\Omega)$, we see that $\bar{u} \in \text{Sign}(S^*\bar{\xi})$ if and only if

$$\bar{\xi} + S \text{Sign}(S^*\bar{\xi}) - y_d \ni 0.$$

If $\bar{\xi}$ is such that $\text{Sign}(S^*\bar{\xi})$ is single-valued a.e., i.e., if the Lebesgue measure of $\{S^*\bar{\xi} = 0\}$ is zero, then the inclusion becomes

$$\bar{\xi} + S \text{sign}(S^*\bar{\xi}) - y_d = 0. \tag{4.1}$$

This is the equation we want to solve using Newton's method.

Assumption 4.1. *Let $\bar{\xi}$ be a solution of (4.1) such that $w := S^*\bar{\xi}$ satisfies $w \in C^1(\bar{\Omega})$ with $\nabla w \neq 0$ on $\{w = 0\}$ and the condition (3.4).*

Assumption 4.2. *We assume that there exist $p \geq 2$ and $q > 1$ such that Ω satisfies [Assumption 3.1](#) and $S \in \mathcal{L}(L^2(\Omega))$ and its adjoint $S^* \in \mathcal{L}(L^2(\Omega))$ satisfy*

- (i) $S \in \mathcal{L}(W^{1,q}(\Omega)^*, L^p(\Omega))$ is compact,
- (ii) $S^* \in \mathcal{L}(L^p(\Omega), C^1(\bar{\Omega}))$.

This is the case if $S^* \in \mathcal{L}(L^p(\Omega), W^{2,p}(\Omega))$ for $p > d$ and $S^* \in \mathcal{L}(L^{p'}(\Omega), W^{2,p'}(\Omega))$, so that $W^{2,p}(\Omega) \hookrightarrow C^1(\bar{\Omega})$ and $W^{2,p'}(\Omega) \hookrightarrow W^{1,q}(\Omega)$. If S is the solution operator of Poisson's equation on a sufficiently regular domain $\Omega \subset \mathbb{R}^d$, $d \geq 2$, we can choose any $p \in (d, \infty)$ and $q = p'$.

Let us define the map $F: L^p(\Omega) \rightarrow L^p(\Omega)$ by

$$F(\xi) := \xi + S \operatorname{sign}(S^* \xi) - y_d.$$

Note that $F(\bar{\xi}) = 0$. In addition, the term $\operatorname{sign}'(S^* \xi)$ is well-defined in a neighborhood of $\bar{\xi}$. The following map serves as a candidate of the derivative of F :

$$G(\xi) := \operatorname{id} + S \operatorname{sign}'(S^* \xi) S^*.$$

Lemma 4.3. *Let $\bar{\xi} \in L^p(\Omega)$ satisfy [Assumption 4.1](#) and let [Assumption 4.2](#) be satisfied. Then there is an open neighborhood $O \subset L^p(\Omega)$ of $\bar{\xi}$ such that*

- (i) $F: O \rightarrow L^p(\Omega)$ is continuous,
- (ii) F is Fréchet differentiable at $\bar{\xi}$ with $F'(\bar{\xi}) = G(\bar{\xi})$,
- (iii) $G: O \rightarrow \mathcal{L}(L^p(\Omega))$ is continuous at $\bar{\xi}$,
- (iv) there is $M > 0$ such that $\|G(\xi)^{-1}\|_{\mathcal{L}(L^p(\Omega))} \leq M$ for all $\xi \in O$.

Proof. The proof relies on [Assumption 4.2](#) and the properties of sign and sign' collected in [Section 3](#). Due to [Lemma 3.5](#), there is $\delta > 0$ such that $\nabla \tilde{w} \neq 0$ on $\{\tilde{w} = 0\}$ for all \tilde{w} with $\|S^* \bar{\xi} - \tilde{w}\|_{C^1(\bar{\Omega})} < \delta$. Set $O := S^{-*}(U_\delta(S^* \bar{\xi}))$.

Now, (i) follows from [Lemma 3.8](#), (ii) is a consequence of [Theorem 3.9](#). Property (iii) is implied by [Theorem 3.7](#).

It remains to prove (iv). The operator $G(\bar{\xi}) \in \mathcal{L}(L^p(\Omega))$ is a compact perturbation of the identity. Consequently, it is a Fredholm operator with index 0. Further, for every $\xi \in L^p(\Omega) \setminus \{0\}$, we have $\langle \xi, G(\bar{\xi}) \xi \rangle_{L^p(\Omega)} \geq \int_\Omega |\xi|^2 d\lambda > 0$, which shows that $G(\bar{\xi})$ is injective. By the Fredholm alternative theorem, $G(\bar{\xi})$ is continuously invertible.

Since $\xi \mapsto G(\xi)$ is continuous by (iii), we can make O smaller to ensure that the inverses $G(\xi)^{-1}$ exist and are uniformly bounded for all $\xi \in O$. \square

The assertions from this lemma give rise to superlinear convergence of Newton's method in $L^p(\Omega)$, which can be proven by classical arguments.

Theorem 4.4. *Let $\bar{\xi} \in L^p(\Omega)$ satisfy [Assumption 4.1](#) and let [Assumption 4.2](#) be satisfied. Then there is an open neighborhood $O \subset L^p(\Omega)$ of $\bar{\xi}$ such that for each $\xi_0 \in O$, the iterates*

$$\xi_{k+1} := \xi_k - G(\xi_k)^{-1} F(\xi_k)$$

stay in O and converge superlinearly in $L^p(\Omega)$ towards $\bar{\xi}$.

In the numerical computations, it is useful to solve the Newton system only approximately via the CQ method as in [\[D. Wachsmuth, 2025\]](#). Towards a possible globalization, we define the map $\Phi: L^2(\Omega) \rightarrow \mathbb{R}$ by

$$\Phi(\xi) := \frac{1}{2} \|\xi - y_d\|_{L^2(\Omega)}^2 + \|S^* \xi\|_{L^1(\Omega)}.$$

If ξ is such that the measure of $\{S^*\xi = 0\}$ is zero, then Φ is Gâteaux differentiable at ξ with gradient

$$\nabla\Phi(\xi) := \xi + S \operatorname{sign}(S^*\xi) - y_d.$$

Hence, (4.1) is equivalent to $\nabla\Phi(\bar{\xi}) = 0$. The function Φ can be used as a merit function to globalize the inexact Newton method to solve (4.1), similar to the work in [D. Wachsmuth, 2025]. The resulting method performed well in numerical computations, see Section 5. A convergence analysis of such a globalized procedure is still open. In particular, it is unclear how to deal with points ξ_k , where Φ is not differentiable.

Remark 4.5 (Fixed-point method). *In order to solve bang-bang control problems, several publications used a fixed-point method, see, e.g., [Deckelnick and Hinze, 2012; Fuica, 2025; Fuica and Jork, 2025]. With the results of this paper, we can explain, why a fixed-point method might converge. Let us replace the control constraints $|u| \leq 1$ with $|u| \leq u_b$ for $u_b \geq 0$. Then, the analogue of the optimality condition (4.1) is $\xi = y_d - u_b S \operatorname{sign}(S^*\xi)$. We could try to solve this equation by the fixed point method $\xi_{k+1} := y_d - u_b S \operatorname{sign}(S^*\xi_k)$. The derivative of the iteration map $\Psi(\xi) := y_d - u_b S \operatorname{sign}(S^*\xi)$ at the reference point ξ is given by*

$$\Psi'(\bar{\xi})\delta\xi = -u_b S \operatorname{sign}'(S^*\bar{\xi})S^*.$$

Let $w := S^*\bar{\xi}$. Under Assumptions 4.1 and 4.2, the fixed point method is well-posed in $L^p(\Omega)$. In addition, we can estimate

$$\|\Psi'(\bar{\xi})\|_{\mathcal{L}(L^p(\Omega))} \leq u_b \|S\|_{\mathcal{L}(W^{1,q}(\Omega)^*, L^p(\Omega))} \|\operatorname{sign}'(w)\|_{\mathcal{L}(C^1(\bar{\Omega}), W^{1,q}(\Omega)^*)} \|S^*\|_{\mathcal{L}(L^p(\Omega), C^1(\bar{\Omega}))}.$$

For small values of u_b , we could expect that the operator norm of $\Psi'(\bar{\xi})$ is smaller than 1 and, consequently, the fixed point iteration converges at least locally. Indeed, note that $\bar{\xi} \rightarrow \xi_0 := y_d$ as $u_b \rightarrow 0$. Consequently, if $w_0 := S^*y_d$ satisfies $\nabla w_0 \neq 0$ on $\{w_0 = 0\}$ and $\mathcal{H}^{d-1}(\{w_0 = 0\} \cap \partial\Omega) = 0$, the continuity of sign' from Theorem 3.7 enables us to prove $\|\Psi'(\bar{\xi})\| < 1$ for u_b small enough.

4.2 Semilinear control problem

Now, we consider the problem

$$\begin{aligned} & \text{Minimize} \quad \frac{1}{2} \|y - y_d\|_{L^2(\Omega)}^2 \\ & \text{s.t.} \quad -\Delta y + a(y) = u \text{ in } \Omega, \quad \frac{\partial y}{\partial \nu} = 0 \text{ on } \partial\Omega \\ & \text{and} \quad -1 \leq u \leq 1. \end{aligned}$$

We assume that $\Omega \subset \mathbb{R}^d$ is a bounded Lipschitz domain and $a \in C^2(\mathbb{R})$ with $a' \geq 1$. Let \bar{u} be locally optimal in $L^2(\Omega)$. Since the feasible set of the above problem is bounded in $L^\infty(\Omega)$ it follows that \bar{u} is locally optimal in $L^r(\Omega)$ for all $r \in (d, \infty]$. Then by classical arguments [Tröltzsch, 2010, Chapter 4], [Casas, 2012], there exists an adjoint state \bar{p} such that

$$\bar{u} \in \operatorname{Sign}(-\bar{p}), \quad -\Delta \bar{p} + a'(\bar{y})\bar{p} = \bar{y} - y_d \text{ in } \Omega, \quad \frac{\partial \bar{p}}{\partial \nu} = 0 \text{ on } \partial\Omega,$$

As in [Section 4.1](#), we convert this into an equation by assuming that the set $\{\bar{p} = 0\}$ has measure 0. Consequently, $\text{Sign}(-\bar{p})$ is single-valued a.e. and the above optimality system can be written as

$$F(\bar{y}, \bar{p}) = 0, \quad (4.2)$$

where $F: W^{1,p}(\Omega) \times W_*^{2,p}(\Omega) \rightarrow L^p(\Omega) \times W^{1,p'}(\Omega)^*$ is defined via

$$F(y, p) := \begin{pmatrix} -\Delta p + a'(y)p - y + y_d \\ -\Delta y + a(y) - \text{sign}(-p) \end{pmatrix}.$$

Here, the exponent p is assumed to satisfy $p \in (d, \infty)$, see [Assumption 4.6](#) below, and

$$W_*^{2,p}(\Omega) := \left\{ v \in W^{2,p}(\Omega) \mid \frac{\partial v}{\partial \nu} = 0 \text{ on } \partial\Omega \right\}$$

includes the Neumann boundary condition. Note that we already have eliminated the control variable. We are going to solve [\(4.2\)](#) by Newton's method. The candidate for the derivative of F is

$$G(y, p) := \begin{pmatrix} -1 + a''(y)p & -\Delta + a'(y) \\ -\Delta + a'(y) & \text{sign}'(-p) \end{pmatrix}.$$

We need some assumptions.

Assumption 4.6. *Let $(\bar{y}, \bar{u}, \bar{p})$ be a solution of the optimality system such that $\bar{p} \in C^1(\bar{\Omega})$ satisfies $\nabla \bar{p} \neq 0$ on $\{\bar{p} = 0\}$ and [\(3.4\)](#). Further, we require that $\Omega \subset \mathbb{R}^d$ is regular enough such that $-\Delta + a'(\bar{y})$ is an isomorphism from $W_*^{2,p}(\Omega)$ to $L^p(\Omega)$ and from $W^{1,p}(\Omega)$ to $W^{1,p'}(\Omega)^*$, where the exponent $p \in (d, \infty)$ with $p \geq 2$ is fixed. Finally, we require $W^{1,p}(\Omega) \hookrightarrow C(\bar{\Omega})$ and that Ω satisfies [Assumption 3.1](#) with $q = p'$.*

Lemma 4.7. *Let [Assumption 4.6](#) be satisfied. Then, there exists an open neighborhood $O \subset W^{1,p}(\Omega) \times W_*^{2,p}(\Omega)$ of (\bar{y}, \bar{p}) such that*

- (i) $F: O \rightarrow L^p(\Omega) \times W^{1,p'}(\Omega)^*$ is continuous,
- (ii) F is Fréchet differentiable at (\bar{y}, \bar{p}) with $F'(\bar{y}, \bar{p}) = G(\bar{y}, \bar{p})$,
- (iii) $G: O \rightarrow \mathcal{L}(W^{1,p}(\Omega) \times W_*^{2,p}(\Omega), L^p(\Omega) \times W^{1,p'}(\Omega)^*)$ is continuous at (\bar{y}, \bar{p}) .

Proof. From [Assumption 4.6](#), we get the embeddings $W^{2,p}(\Omega) \hookrightarrow C^1(\bar{\Omega})$ and $W^{1,p}(\Omega) \hookrightarrow L^\infty(\Omega)$. The Nemytskii operator associated with a is C^2 on $L^\infty(\Omega)$. Thus, we can argue as in the proof of [Lemma 4.3](#). \square

Note that we still have to check that $G(\bar{y}, \bar{p})$ is continuously invertible. It is clear that we need a second-order condition, since we are dealing with a nonconvex problem.

Assumption 4.8. *Let $(\bar{y}, \bar{u}, \bar{p})$ be a solution of the optimality system. We assume that*

$$\int_{\Omega} (1 - a''(\bar{y})\bar{p}) \left((-\Delta + a'(\bar{y}))^{-1} h \right)^2 d\lambda + \frac{1}{2} \int_{\{\bar{p}=0\}} |\nabla \bar{p}| h^2 d\mathcal{H}^{d-1} > 0 \quad (4.3)$$

holds for all $h \in L^2(\mathcal{H}^{d-1}|_{\{\bar{p}=0\}}) \setminus \{0\}$.

For a similar control problem (with Dirichlet boundary conditions instead of Neumann boundary conditions) it was shown in [Christof and G. Wachsmuth, 2018, Theorem 6.12] that (under suitable assumptions) (4.3) is a sufficient optimality condition which is equivalent to a quadratic growth condition in $L^1(\Omega)$. We expect that this result can be transferred to the optimal control problem at hand using the results from Section 3.

Lemma 4.9. *Let Assumptions 4.6 and 4.8 be satisfied. Then, there exists an open neighborhood $O \subset W^{1,p}(\Omega) \times W_*^{2,p}(\Omega)$ of (\bar{y}, \bar{p}) and $M > 0$ such that for all $(y, p) \in O$, $G(y, p) \in \mathcal{L}(W^{1,p}(\Omega) \times W_*^{2,p}(\Omega), L^p(\Omega) \times W^{1,p'}(\Omega)^*)$ is continuously invertible with inverse bounded by M .*

Proof. In view of the continuity of G from Lemma 4.7, it is sufficient to check that $G(\bar{y}, \bar{p})$ is continuously invertible. It is clear that the operator

$$\begin{pmatrix} 0 & -\Delta + a'(\bar{y}) \\ -\Delta + a'(\bar{y}) & \text{sign}'(-\bar{p}) \end{pmatrix} \in \mathcal{L}(W^{1,p}(\Omega) \times W_*^{2,p}(\Omega), L^p(\Omega) \times W^{1,p'}(\Omega)^*)$$

is continuously invertible and $G(\bar{y}, \bar{p})$ is a compact perturbation of this operator. Consequently, $G(\bar{y}, \bar{p})$ is a Fredholm operator of index 0. By the Fredholm alternative, it is sufficient to check that $G(\bar{y}, \bar{p})$ is injective. Let $z \in W^{1,p}(\Omega)$, $q \in W_*^{2,p}(\Omega)$ be given such that $G(\bar{y}, \bar{p})(z, q) = 0 \in L^p(\Omega) \times W^{1,p'}(\Omega)^*$. We set

$$v := -2 \frac{q}{|\nabla \bar{p}|} \Big|_{\{\bar{p}=0\}} \in C(\{\bar{p}=0\}).$$

We identify v with the functional $\varphi \mapsto \int_{\{\bar{p}=0\}} \varphi v \, d\mathcal{H}^{d-1}$ from $W^{1,p'}(\Omega)^*$, which is well defined due to Lemma 3.2. From the second component of $G(\bar{y}, \bar{p})(z, q) = 0$, we get $z = (-\Delta + a'(\bar{y}))^{-1}v$. Due to $p \geq 2$, it follows $W^{1,p}(\Omega) \hookrightarrow L^{p'}(\Omega)$ and we can test the equation $G(\bar{y}, \bar{p})(z, q) = 0$ with $(-z, q)$. This gives

$$\begin{aligned} 0 &= \langle (-z, q), G(\bar{y}, \bar{p})(z, q) \rangle = \int_{\Omega} (1 - a''(\bar{y})\bar{p}) z^2 \, d\lambda + 2 \int_{\{\bar{p}=0\}} \frac{q^2}{|\nabla \bar{p}|} \, d\mathcal{H}^{d-1} \\ &= \int_{\Omega} (1 - a''(\bar{y})\bar{p}) \left((-\Delta + a'(\bar{y}))^{-1}v \right)^2 \, d\lambda + \frac{1}{2} \int_{\{\bar{p}=0\}} |\nabla \bar{p}| v^2 \, d\mathcal{H}^{d-1}. \end{aligned}$$

Due to Assumption 4.8, this implies $v = 0$ and, consequently, $z = 0$ and $q = 0$. This yields injectivity of $G(\bar{y}, \bar{p})$ and shows the claim. \square

As a consequence, we obtain local superlinear convergence of Newton's method.

Theorem 4.10. *Let Assumptions 4.6 and 4.8 be satisfied. Then there is an open neighborhood $O \subset W^{1,p}(\Omega) \times W_*^{2,p}(\Omega)$ of (\bar{y}, \bar{p}) such that for all $(y_0, p_0) \in O$, the iterates*

$$(y_{k+1}, p_{k+1}) := (y_k, p_k) - G(y_k, p_k)^{-1} F(y_k, p_k)$$

stay in O and converge superlinearly towards (\bar{y}, \bar{p}) .

In what follows, we sketch a heuristic for a possible globalization. We denote by S the solution operator of the semilinear state equation. We define the reduced objective f via

$$f(u) := \frac{1}{2} \|S(u) - y_d\|_{L^2(\Omega)}^2.$$

From the optimality system, we know that the optimal control \bar{u} can be written as $\bar{u} = \text{sign}(-\bar{p})$, where $\bar{p} = f'(\bar{u})$, under the assumption that $\{\bar{p} = 0\}$ has measure zero. This motivates the definition of

$$J(w) := f(\text{sign}(w)) = \frac{1}{2} \|S(\text{sign}(w)) - y_d\|_{L^2(\Omega)}^2.$$

Under the assumption that $w \in C^1(\bar{\Omega})$ satisfies $\nabla w \neq 0$ on $\{w = 0\}$ and (3.4), we get

$$J'(w) = \text{sign}'(w) f'(\text{sign}(w)) = \text{sign}'(w)(w + f'(\text{sign}(w))). \quad (4.4)$$

Here, we used that $\text{sign}'(w)w = 0$ in $W^{1,p'}(\Omega)^*$ by the definition of sign' , see (3.2). If (\bar{y}, \bar{u}) is a locally optimal solution of our optimization problem, then there are, of course, many w with $\bar{u} = \text{sign}(w)$ and all of these satisfy $J'(w) = 0$. Consequently, it is not sensible to solve $J'(w) = 0$, but, instead, we aim to solve the stronger $0 = \bar{w} + f'(\text{sign}(\bar{w}))$, i.e., $\bar{w} = -\bar{p}$, where $\bar{p} := f'(\bar{u})$ is the optimal adjoint state. The corresponding Newton equation at an iterate w_k (at which sign is assumed to be differentiable) reads

$$[I + f''(\text{sign}(w_k)) \text{sign}'(w_k)] \delta w_k = -(w_k + f'(\text{sign}(w_k))). \quad (4.5)$$

Note that the system matrix is not symmetric. Similarly to the arguments leading to Theorem 4.10, one can show that (under Assumptions 4.6 and 4.8) this method converges superlinearly in a neighborhood of $\bar{w} = -\bar{p}$.

In order to symmetrize (4.5), we multiply it by $\text{sign}'(w_k)$ from the left and arrive at

$$[\text{sign}'(w_k) + \text{sign}'(w_k) f''(\text{sign}(w_k)) \text{sign}'(w_k)] \delta w_k = -\text{sign}'(w_k)(w_k + f'(\text{sign}(w_k))). \quad (4.6)$$

It is clear that (4.6) does not imply (4.5). Note that (4.6) can be written as

$$H(w_k) \delta w_k = -J'(w_k)$$

with

$$H(w) := \text{sign}'(w)[I + f''(\text{sign}(w)) \text{sign}'(w)]$$

and this operator can be seen as a Gauß–Newton approximation of the first derivative of the expression of J' derived in (4.4) (which might, in general, fail to exist). Indeed, we only differentiate the expression $w + f'(\text{sign}(w))$ in $J'(w)$ and ignore the (non-existing) derivative of $\text{sign}'(w)$, which, at the solution \bar{w} , would be multiplied by $\bar{w} + f'(\text{sign}(\bar{w})) = 0$ anyway. For globalization, we use a trust-region approach, i.e., we (approximately) solve the trust-region subproblem

$$\text{Minimize} \quad \frac{1}{2} \langle \delta w_k, H(w_k) \delta w_k \rangle + J'(w_k) \delta w_k \quad \text{s.t.} \quad \langle \delta w_k, \text{sign}'(w_k) \delta w_k \rangle \leq \Delta^2.$$

This will be done by applying the Steihaug CG method to solve (4.5) in the semi-definite bilinear form

$$(v_1, v_2)_{w_k} := \langle v_1, \text{sign}'(w_k)v_2 \rangle. \quad (4.7)$$

Note that the operator appearing in (4.5) is self-adjoint w.r.t. this bilinear form. By

$$\|v\|_{w_k} := \sqrt{\langle v, \text{sign}'(w_k)v \rangle}$$

we denote the associated seminorm. The Steihaug CG is stopped when the iterates leave the trust-region $\{v \in C^1(\bar{\Omega}) \mid \|v\|_{w_k} \leq \Delta_k\}$ or if the residual in (4.5) is small, i.e.,

$$\| [I + f''(\text{sign}(w_k)) \text{sign}'(w_k)] \delta w_k + (w_k + f'(\text{sign}(w_k))) \|_{w_k} \leq \tau_k$$

for given $\tau_k > 0$. One can check that the resulting Steihaug CG is well-defined. These ideas give rise to Algorithm 4.1. In practise, this algorithm works quite nicely, see

Algorithm 4.1: Trust-region globalization

Data: $0 < \eta_2 \leq \eta_1 < 1$, $0 < \gamma_1 < 1 < \gamma_2$, $\Delta_0 > 0$, $\theta_1 > 1$, $\theta_2 > 0$, $w_0 \in C^1(\bar{\Omega})$

```

1 for  $k \leftarrow 0$  to  $\infty$  do
2   Solve (4.5) for  $\delta w_k$  using the Steihaug CG method in the bilinear form given by
   (4.7) using the trust-region radius  $\Delta_k$  and absolute tolerance
    $\tau_k := \min(\|w_k - f'(\text{sign}(w_k))\|_{w_k}^{\theta_1}, \theta_2 \|w_k - f'(\text{sign}(w_k))\|_{w_k})$ ;
3   Set  $\text{pred}_k := -\left[\frac{1}{2} \langle \delta w_k, H(w_k)w_k \rangle + J'(w_k)\delta w_k\right]$ ,
    $\text{ared}_k := J(w_k) - J(w_k + \delta w_k)$ , and  $\rho_k := \frac{\text{ared}_k}{\text{pred}_k}$ ;
4   if  $\rho \geq \eta_2$  then
5      $w_{k+1} = w_k + \delta w_k$ ;
6     if  $\rho \geq \eta_1$  then
7        $\Delta_{k+1} := \max(\Delta_k, \gamma_2 \|\delta w_k\|_{w_k})$ ;
8     else
9        $\Delta_{k+1} := \Delta_k$ ;
10  else
11     $w_{k+1} = w_k$ ;
12     $\Delta_{k+1} = \gamma_1 \|\delta w_k\|_{w_k}$ ;

```

Section 5. This is a little bit surprising, since the subproblem (with trust-region radius $\Delta := \infty$) only yields a solution to (4.6) and we would not expect convergence to a solution of $0 = \bar{w} + f'(\text{sign}(\bar{w}))$, which would require the solution of (4.5). Analyzing this globalization is subject to future research.

In our numerical experiments, we used the parameters

$$\eta_1 = \frac{3}{4}, \quad \eta_2 = \frac{1}{4}, \quad \gamma_1 = \frac{1}{2}, \quad \gamma_2 = 2, \quad \theta_1 = \frac{3}{2}, \quad \theta_2 = \frac{1}{20}.$$

5 Numerical examples

In this section, we give some numerical results for the solution of the problem

$$\begin{aligned} \text{Minimize} \quad & \frac{1}{2} \|y - y_d\|_{L^2(\Omega)}^2 \\ \text{s.t.} \quad & -\Delta y + 10y + \alpha y^3 = u \text{ in } \Omega, \quad \frac{\partial y}{\partial \nu} = 0 \text{ on } \partial\Omega \\ \text{and} \quad & |u| \leq u_b \end{aligned}$$

on the square $\Omega = (-1, 1)^2$. The desired state is given by

$$y_d(x_1, x_2) = 2 \sin(2\pi(x_1 + 1)/2) \cos(2\pi x_2) + 0.8(x_2 + x_1^2) - 0.5.$$

In the linear case $\alpha = 0$, we can apply both globalized semismooth Newton methods from [Section 4](#). For the nonlinear case, we use $\alpha = 3$ and employ [Algorithm 4.1](#) for the numerical solution. For the discretization, we use the finite element method. The state y and the adjoint p are discretized by piecewise linear functions and we use the variational discretization for the control variable. The algorithms are implemented in Julia 1.11.4.

The above problem becomes harder for larger values of u_b . If u_b is small (below approximately 57 in the linear case and below approximately 60 in the nonlinear case), the optimal solution seems to be of bang-bang type, see [Fig. 1](#). In the actual computations for the linear case, the main work is the application of the (discretized) control-to-state map S , which is sped up by storing the Cholesky factorization of the stiffness matrix. The results for $u_b = 50$ and $u_b = 57$ are given in [Tables 1](#) and [2](#), respectively. Therein, “iters” is the number of (outer) iterations and “solves” is the number of applications of S . The run time is given in seconds. It can be seen that the number of iterations and

# nodes	Alg. from Section 4.1			Alg. from Section 4.2		
	iters	solves	time	iters	solves	time
81	15	494	0.0024	48	724	0.0053
289	15	486	0.0068	57	825	0.0190
1089	15	534	0.0311	71	921	0.0694
4225	16	530	0.1876	66	967	0.3440
16641	15	514	0.7408	81	1088	1.6900
66049	16	592	5.3174	68	954	8.2823
263169	16	592	25.3966	72	981	36.8140

Table 1: Numerical results in the linear case with $u_b = 50$.

the number of applications of S is almost mesh independent for $u_b = 50$. In the case of $u_b = 57$, the very fine structure of the solution is not resolved on coarse meshes and therefore the iteration numbers grow slightly.

If we further increase u_b , our method breaks down. Let us report about the outcome of the computations for $u_b = 100$. Although the iterates $w_k = S^* \xi_k$ still satisfy the




Figure 1: Numerically computed optimal controls in the linear case (top row) with $u_b = 50$ (left) and $u_b = 57$ (right), and in the nonlinear case (bottom row) with $u_b = 50$ (left) and $u_b = 60$ (right). Blue and red colors indicate that the control is at the lower bound $-u_b$ and at the upper bound u_b , respectively.

assumptions from [Section 3](#), the operator norm of $\text{sign}'(w_k)$ seems not to be bounded uniformly w.r.t. the iteration number k . In particular, we observe that the number of CG iterations needed to solve the Newton system does not stay bounded in k . We conjecture that this is due to the fact that optimal controls are no longer bang-bang for large values of u_b . Consequently, [Assumption 4.1](#) is not satisfied and our convergence result [Theorem 4.4](#) does not apply. In [Fig. 2](#), we show the iterate $u_k = \text{sign}(-S^*\xi_k)$ after 20 iterations.

We would also like to point out that the fixed-point method from [Remark 4.5](#) seems to converge for $u_b \leq 2.7$ and seems to diverge for $u_b \geq 2.75$.

The results for the nonlinear case are given in [Table 3](#). Now, we have to solve the linear systems corresponding to the operator $(-\Delta + 10 + 3\alpha w^2)$ for various values of w . Whenever a new value of w is used, the associated matrix has to be factorized (“fact.”) and for subsequent solves with the same matrix (“sol.”), this factorization can be reused. Similar to the linear problem, we observe almost mesh-independence for $u_b = 50$ and a slight mesh dependence for $u_b = 60$, which, again, is caused by the fine structures of the solution.

	Alg. from Section 4.1			Alg. from Section 4.2		
# nodes	iters	solves	time	iters	solves	time
81	17	616	0.0029	48	788	0.0049
289	16	572	0.0078	43	679	0.0104
1089	18	666	0.0370	55	795	0.0410
4225	19	766	0.2500	87	1514	0.4574
16641	21	986	1.4308	144	2381	3.5608
66049	28	1124	10.0760	144	2454	22.6534
263169	28	1224	49.0543	159	2609	96.7201

Table 2: Numerical results in the linear case with $u_b = 57$.




Figure 2: The control u_k after 20 iterations in the linear case with $u_b = 100$. Blue and red colors indicate that the control is at the lower bound $-u_b$ and at the upper bound u_b , respectively.

References

- Casas, E. (2012). “Second order analysis for bang-bang control problems of PDEs”. In: *SIAM Journal on Control and Optimization* 50.4, pp. 2355–2372. DOI: [10.1137/120862892](#).
- Christof, C. (2018). “Sensitivity Analysis of Elliptic Variational Inequalities of the First and the Second Kind”. PhD thesis. Technische Universität Dortmund. DOI: [10.17877/DE290R-19056](#).
- Christof, C. and Meyer, C. (2019). “Sensitivity analysis for a class of H_0^1 -elliptic variational inequalities of the second kind”. In: *Set-Valued and Variational Analysis* 27.2, pp. 469–502. DOI: [10.1007/s11228-018-0495-2](#).
- Christof, C. and Wachsmuth, G. (2018). “No-gap second-order conditions via a directional curvature functional”. In: *SIAM Journal on Optimization* 28.3, pp. 2097–2130. DOI: [10.1137/17M1140418](#).
- Deckelnick, K. and Hinze, M. (2012). “A note on the approximation of elliptic control problems with bang-bang controls”. In: *Comput. Optim. Appl.* 51.2, pp. 931–939. DOI: [10.1007/s10589-010-9365-z](#).

# nodes	$u_b = 50$				$u_b = 60$			
	iters	fact.	sol.	time	iters	fact.	sol.	time
81	37	209	743	0.0066	44	253	907	0.0096
289	36	194	731	0.0277	49	276	972	0.0424
1089	49	242	932	0.1696	49	264	989	0.1796
4225	49	256	904	1.0579	110	465	2248	1.8969
16641	42	221	776	3.7670	115	481	2135	8.8254
66049	45	235	871	20.8764	154	597	3275	64.0454
263169	51	261	994	110.0614	250	916	4586	419.9417

Table 3: Numerical results in the nonlinear case.

- Eppler, K. and Tröltzsch, F. (1986). “On switching points of optimal controls for coercive parabolic boundary control problems”. In: *Optimization* 17.1, pp. 93–101. DOI: [10.1080/02331938608843105](https://doi.org/10.1080/02331938608843105). URL: <https://doi.org/10.1080/02331938608843105>.
- Evans, L. C. and Gariepy, R. F. (1992). *Measure theory and fine properties of functions*. Studies in Advanced Mathematics. CRC Press, Boca Raton, FL, pp. viii+268.
- Fefferman, C. (2007). “ C^m extension by linear operators”. In: *Annals of Mathematics* 166.3, pp. 779–835. DOI: [10.4007/annals.2007.166.779](https://doi.org/10.4007/annals.2007.166.779).
- Felgenhauer, U. (2016). “A Newton-type method and optimality test for problems with bang-singular-bang optimal control”. In: *Pure Appl. Funct. Anal.* 1.2, pp. 197–215.
- Fuica, F. (2025). “A Posteriori Error Estimates for a Bang–Bang Optimal Control Problem”. In: *Applied Mathematics & Optimization* 91.3. DOI: [10.1007/s00245-025-10276-0](https://doi.org/10.1007/s00245-025-10276-0).
- Fuica, F. and Jork, N. (2025). *Adaptive finite element method for an unregularized semilinear optimal control problem*. arXiv: [2505.04439](https://arxiv.org/abs/2505.04439).
- Glashoff, K. and Sachs, E. (1977/78). “On theoretical and numerical aspects of the bang-bang-principle”. In: *Numer. Math.* 29.1, pp. 93–113. DOI: [10.1007/BF01389316](https://doi.org/10.1007/BF01389316). URL: <https://doi.org/10.1007/BF01389316>.
- Hajlasz, P., Koskela, P., and Tuominen, H. (2008). “Sobolev embeddings, extensions and measure density condition”. In: *Journal of Functional Analysis* 254.5, pp. 1217–1234. DOI: [10.1016/j.jfa.2007.11.020](https://doi.org/10.1016/j.jfa.2007.11.020).
- Hinze, M., Pinnau, R., Ulbrich, M., and Ulbrich, S. (2009). *Optimization with PDE constraints*. Vol. 23. Mathematical Modelling: Theory and Applications. Springer, New York, pp. xii+270.
- Koliha, J. J. (2006). “A Fundamental Theorem of Calculus for Lebesgue Integration”. In: *The American Mathematical Monthly* 113.6, pp. 551–555. DOI: [10.1080/00029890.2006.11920335](https://doi.org/10.1080/00029890.2006.11920335).
- Kunisch, K. and Walter, D. (2024). “On fast convergence rates for generalized conditional gradient methods with backtracking stepsize”. In: *Numerical Algebra, Control and Optimization* 14.1, pp. 108–136. DOI: [10.3934/naco.2022026](https://doi.org/10.3934/naco.2022026).

- Tröltzsch, F. (2010). *Optimal control of partial differential equations*. Vol. 112. Graduate Studies in Mathematics. Theory, methods and applications, Translated from the 2005 German original by Jürgen Sprekels. American Mathematical Society, Providence, RI, pp. xvi+399. DOI: [10.1090/gsm/112](https://doi.org/10.1090/gsm/112). URL: <https://doi.org/10.1090/gsm/112>.
- Von Daniels, N. (2018). “Tikhonov regularization of control-constrained optimal control problems”. In: *Comput. Optim. Appl.* 70.1, pp. 295–320. DOI: [10.1007/s10589-017-9976-8](https://doi.org/10.1007/s10589-017-9976-8). URL: <https://doi.org/10.1007/s10589-017-9976-8>.
- Von Daniels, N. and Hinze, M. (2020). “Variational discretization of a control-constrained parabolic bang-bang optimal control problem”. In: *J. Comput. Math.* 38.1, pp. 14–40. DOI: [10.4208/jcm.1805-m2017-0171](https://doi.org/10.4208/jcm.1805-m2017-0171). URL: <https://doi.org/10.4208/jcm.1805-m2017-0171>.
- Wachsmuth, D. (2025). *A globalized inexact semismooth Newton method for strongly convex optimal control problems*. arXiv: [2503.21612](https://arxiv.org/abs/2503.21612).
- Wachsmuth, D. and Wachsmuth, G. (2022). “Second-order conditions for non-uniformly convex integrands: quadratic growth in L^1 ”. In: *Journal of Nonsmooth Analysis and Optimization* Volume 3. Original research articles. DOI: [10.46298/jnsao-2022-8733](https://doi.org/10.46298/jnsao-2022-8733).
- Wachsmuth, G. and Wachsmuth, D. (2011). “Convergence and regularization results for optimal control problems with sparsity functional”. In: *ESAIM Control Optim. Calc. Var.* 17.3, pp. 858–886. DOI: [10.1051/cocv/2010027](https://doi.org/10.1051/cocv/2010027). URL: <https://doi.org/10.1051/cocv/2010027>.
- Wachsmuth, G. and Walter, D. (2024). *No-gap second-order conditions for minimization problems in spaces of measures*. arXiv: [2403.12001](https://arxiv.org/abs/2403.12001).
- Whitney, H. (1934a). “Analytic extensions of differentiable functions defined in closed sets”. In: *Transactions of the American Mathematical Society* 36.1, pp. 63–89. DOI: [10.1090/s0002-9947-1934-1501735-3](https://doi.org/10.1090/s0002-9947-1934-1501735-3).
- Whitney, H. (1934b). “Functions Differentiable on the Boundaries of Regions”. In: *The Annals of Mathematics* 35.3, pp. 482–485. DOI: [10.2307/1968745](https://doi.org/10.2307/1968745).
- Ziemer, W. P. (1989). *Weakly differentiable functions*. Vol. 120. Graduate Texts in Mathematics. Sobolev spaces and functions of bounded variation. New York: Springer-Verlag, pp. xvi+308. DOI: [10.1007/978-1-4612-1015-3](https://doi.org/10.1007/978-1-4612-1015-3).