

Figure 1: Overview of the B2R framework compared to DT methods. DT approaches rely on boundary-aligned trajectories whose costs happen to match the constraint threshold, making it difficult to supervise diverse safe behaviors and often resulting in unsafe, high-cost actions. To address this, the B2R pipeline introduces **Trajectory Filtering** to remove unsafe samples and **CTG Realignment** to align all remaining trajectories with the deployment-time cost threshold. This transforms sparse boundary supervision into consistent training over a broader **Safe Region**, reducing expected cost (1.5). In contrast, DT methods lack such filtering and alignment, frequently generating actions beyond the constraint, leading to higher expected cost (2.0), as shown in the right subfigure.

This oversight leads to unreliable constraint satisfaction [1], particularly when policies encounter cost trajectories outside the training distribution. Methods like Constrained Decision Transformer (CDT) [26] treat RTG and CTG as equivalent input tokens, conflating the orthogonal objectives of reward maximization and safety assurance. To address this, we propose Boundary-to-Region (B2R), a framework that introduces asymmetric conditioning through CTG realignment. Our core innovation lies in unifying feasible trajectories under a fixed safety budget by redistributing cost signals while preserving reward structure. This redefines CTG as a boundary constraint rather than a variable target, decoupling safety guarantees from reward optimization. Combined with trajectory filtering and rotary positional embeddings [31], B2R enables comprehensive exploration of the safe action space while maintaining strict cost adherence. Figure 1 illustrates how B2R broadens supervision beyond narrow constraint-aligned trajectories, enabling stable learning over the entire safe region.

Experiments on 38 safety-critical tasks demonstrate B2R’s effectiveness: it satisfies safety constraints in 35 environments while achieving competitive rewards [25]. Our findings underscore the necessity of abandoning symmetric token conditioning when applying sequence models to safe RL. **The contributions of this work are threefold:**

- 1. Problem Identification:** We identify and formalize a fundamental symmetry fallacy in existing RvS methods [2, 26], where the flexible nature of rewards and the rigid nature of costs are improperly treated as symmetric signals.
- 2. Methodology and Validation:** We propose region-level supervision, a new paradigm for offline safe RL. We then introduce B2R, a logically coherent framework designed to instantiate this paradigm, demonstrating how components like trajectory filtering and CTG realignment form a mutually reinforcing system, not a collection of ad-hoc tweaks.
- 3. Theoretical Foundation:** We provide initial theoretical analysis of B2R’s safety compliance [1] under simplified assumptions and empirically validate its superiority in balancing reward and safety across 38 diverse tasks.

2 Related Work

2.1 Offline Reinforcement Learning and RvS

Offline RL learns policies from static datasets [20], with methods addressing distributional shift by constraining policies near the behavior policy, such as BCQ [8], CQL [17], BPPO[39], and BEAR

[16]. While these methods leverage value-based objectives [33] to mitigate policy deviations, they often face challenges such as the “deadly triad” [32].

Reinforcement Learning via Supervised Learning [6] reframes reinforcement learning as a supervised learning problem [30, 27], where policies are conditioned on signals such as goals or rewards. Decision Transformer [2] uses a transformer to autoregressively generate actions conditioned on states and returns-to-go. Reinformer [40] improves upon DT by incorporating a return-maximizing objective into sequence models, guiding action selection without relying on pre-specified RTG. ConDT [15] introduces an enhanced contrastive loss to structure return-dependent representations, leading to significant performance gains.

2.2 Offline Safe Reinforcement Learning

Offline Safe RL combines safe RL [9, 12] and offline RL by enforcing safety constraints in static datasets to ensure reliable policy learning. Early methods, such as Lagrangian optimization [34] and distribution correction [19], incorporate cost constraints during training but are less flexible with diverse datasets. A key focus in Offline Safe RL is enhancing dataset quality to address safety challenges. OASIS [35] uses a conditional diffusion model to reshape datasets for improved safety compliance, while partitioning-based approaches [10] classify trajectories into desirable and undesirable subsets to avoid unsafe behaviors. Constrained Decision Transformer [26] highlights the importance of trajectory data by leveraging sequential modeling to enforce safety constraints. FAWAC [13] uses a learned feasibility critic to down-weight unsafe actions during policy optimization in offline RL. LSPC [14] constrains policy learning in a latent trajectory space inferred from both reward and safety signals.

While prior methods have made significant strides, B2R is distinctly positioned by addressing the fundamental challenge of sparse and symmetric supervision in sequence-based offline safe RL. Unlike approaches such as CDT [26], which are limited to sparse **boundary supervision** by conditioning on specific cost-to-go values, B2R introduces **region-wide supervision**. By realigning the costs of all safe trajectories to a unified boundary, it learns from a much denser and more diverse set of behaviors. Furthermore, B2R differs from filtering-based methods like TraC [10], which classify and often discard large portions of the dataset. Instead of merely selecting safe trajectories, B2R’s core contribution is to **transform** them, retaining their behavioral diversity to create a more robust policy. Thus, B2R’s novelty lies in its principled approach to reshaping the supervision signal itself to resolve the underlying symmetry fallacy.

3 Preliminaries

3.1 Offline Safe Reinforcement Learning

We formalize the safe reinforcement learning problem using the Constrained Markov Decision Process (CMDP) framework [1]. A CMDP \mathcal{M} is defined as a tuple $(\mathcal{S}, \mathcal{A}, P, r, c, \mu_0)$, where \mathcal{S} and \mathcal{A} denote the state and action spaces, $P : \mathcal{S} \times \mathcal{A} \times \mathcal{S} \rightarrow [0, 1]$ is the transition probability function, $r : \mathcal{S} \times \mathcal{A} \times \mathcal{S} \rightarrow \mathbb{R}$ is the reward function, $c : \mathcal{S} \times \mathcal{A} \times \mathcal{S} \rightarrow [0, C_{\max}]$ is the cost function bounded by a known constant $C_{\max} \geq 0$, and μ_0 is the initial state distribution over \mathcal{S} .

We define the cumulative reward and cost of a trajectory $\tau = \{(s_t, a_t, r_t, c_t)\}_{t=0}^H$ as $R(\tau) = \sum_{t=0}^{H-1} r(s_t, a_t, s_{t+1})$ and $C(\tau) = \sum_{t=0}^{H-1} c(s_t, a_t, s_{t+1})$, respectively, where H is the horizon length. A policy $\pi : \mathcal{S} \times \mathcal{A} \rightarrow [0, 1]$ is considered feasible if its expected cumulative cost does not exceed the threshold $\kappa \in [0, +\infty)$, i.e., $\mathbb{E}[C(\tau)] \leq \kappa$.

The goal of offline safe reinforcement learning is to learn a feasible policy π that maximizes the expected return while satisfying a cost constraint:

$$\pi^* = \arg \max_{\pi} \mathbb{E}_{\tau \sim \pi} [R(\tau)] \quad \text{subject to} \quad \mathbb{E}_{\tau \sim \pi} [C(\tau)] \leq \kappa. \quad (1)$$

In the offline setting, the agent has no access to environment interaction and must instead learn from a static dataset $\mathcal{D} = \{\tau_i\}_{i=1}^N$ collected by unknown or suboptimal behavior policies. This introduces significant challenges such as distributional shift and limited coverage, making it difficult to simultaneously achieve high return and strict safety compliance.

3.2 Reinforcement Learning via Supervised Learning

To address distributional shift in offline reinforcement learning, *Reinforcement Learning via Supervised Learning* [6] reformulates policy learning as conditional sequence modeling. Instead of estimating value functions or applying dynamic programming, RvS learns it as conditional distributions $\pi(a_t|x_t)$, where x_t is a user-specified signal like return, goal, or trajectory-level attributes.

A representative approach in the RvS paradigm is the **Decision Transformer** [2], which treats offline reinforcement learning as conditional sequence modeling. In safety-aware variants, each trajectory is represented as a sequence of tokens $(\hat{R}_t, \hat{C}_t, s_t, a_t)$, where *return-to-go* $\hat{R}_t = \sum_{k=t}^{H-1} r_k$ and *cost-to-go* $\hat{C}_t = \sum_{k=t}^{H-1} c_k$ denote future cumulative reward and cost. The model is trained to predict actions autoregressively from prior context via behavior cloning:

$$\mathcal{L}_{BC}(\theta) = \mathbb{E}_{\tau^{(n)} \sim \mathcal{D}} \left[-\log \pi_{\theta} \left(a_t^{(n)} \mid \hat{R}_{t-K:t}^{(n)}, \hat{C}_{t-K:t}^{(n)}, s_{t-K:t}^{(n)}, a_{t-K:t-1}^{(n)} \right) \right] \quad (2)$$

In this formulation, $\tau^{(n)} \sim \mathcal{D}$ denotes a trajectory from the offline dataset, the parameter K defines the length of the context window, and θ denotes the parameters of policy model. The model predicts the next action $a_t^{(n)}$ given a fixed-length context window of return, cost, state, and action tokens from steps $t-K$ to t . During deployment, the model generates actions autoregressively given the initial condition tokens (\hat{R}_0, \hat{C}_0) and the observed state sequence.

4 Method

To address the symmetry fallacy identified in the introduction, this section details the Boundary-to-Region framework. B2R is not a collection of ad-hoc components but a coherent system designed to implement our proposed region-wide supervision paradigm. This system consists of three interlocking parts: (1) trajectory filtering to define the safe region, (2) CTG realignment to create a dense and uniform supervision signal, and (3) RoPE to preserve the temporal dynamics of this signal. The following subsections will elaborate on the motivation and implementation of each component within this unified system.

4.1 Limitations of Symmetric Token Conditioning

In CMDP formulations, the optimization objective (Eq. 1) reveals a fundamental asymmetry: reward signals rank feasible policies, while cost signals define whether a policy is feasible at all. This asymmetry is not merely a modeling artifact—it is essential to the semantics of safe decision making.

However, modern DT-style sequence models do not reflect this asymmetry. Instead, they encode both reward and cost as RTG and CTG tokens, treating them symmetrically to condition action prediction. At each timestep, these tokens are computed from the trajectory’s future cumulative reward and cost, and are used as conditioning signals during training, as defined by the loss in Eq. 2. At deployment time, the model is queried with user-specified initial values \hat{R}_0 and \hat{C}_0 , representing the desired return and the target cost budget. **This failure to reflect the asymmetry** between reward and cost, gives rise to two key challenges in safe offline policy deployment.

The first is the difficulty of token selection itself.

In DT-style models, both \hat{R}_0 and \hat{C}_0 are treated symmetrically as conditioning signals, but they serve very different purposes: \hat{R}_0 sets a performance target, while \hat{C}_0 enforces a safety limit. Choosing these values requires balancing ambition and feasibility. A large return target \hat{R}_0 encourages high-return behavior, but overly optimistic values may push the policy into out-of-distribution (OOD) regions not supported by the offline data. At the same time, determining a compatible cost token \hat{C}_0 that supports the desired return while satisfying safety constraints is particularly difficult, as the appropriate

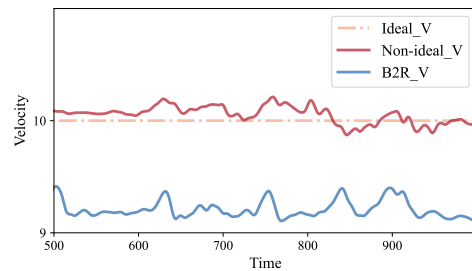


Figure 2: Velocity profiles in a simplified MetaDrive scenario. Training on boundary-aligned trajectories results in unstable behavior and frequent violations (*Non-ideal_V*), while B2R achieves smooth, constraint-compliant control.

trade-off is often unknown and hard to infer from data. Notably, trajectories with cost close to the safety threshold are sparse, and high-return behaviors may occur at lower cost levels.

The second challenge remains even when the initial CTG is fixed to a known deployment constraint, typically $\hat{C}_0 = \kappa$. In this case, the model is expected to imitate high-reward behavior under constraint threshold, but the dataset may contain few trajectories whose cumulative cost is close to κ , limiting the quality of supervision available at training time. Moreover, while reward prediction errors degrade performance, **cost modeling errors can cause constraint violations**. This risk is especially high near the constraint threshold, where small errors can lead to unsafe, hard-to-generalize behavior.

Figure 2 illustrates this issue more clearly in a simplified MetaDrive environment. The agent is rewarded for higher speeds but penalized when velocity exceeds 10. This structure creates a distinction within the safe region itself: behaviors at the boundary ($v=10$) are less robust and relatively riskier than those with a safety margin ($v<10$). The *Non-ideal_V* curve, trained only on boundary-aligned ($v=10$) trajectories, learns a brittle policy that constantly overcorrects, failing to respect this nuance. In contrast, **B2R**, by learning from diverse behaviors deep within the safe region, develops a robust control policy that successfully maintains this crucial safety margin.

4.2 From Boundary Supervision to Region-Wide Supervision

To address these challenges, we introduce a consistent training strategy that aligns all trajectories with an initial CTG token $\hat{C}_0 = \kappa$, while broadening supervision beyond the narrow set around boundary-aligned examples. B2R accomplishes this by CTG realignment in the dataset to expose the full spectrum of safe behaviors. We now formalize the supervision distinction central to this design:

Definition 1 (Constraint Boundary- vs. Safe Region-Conditional Supervision). At time step t , the learner receives a cost-to-go token $\hat{C}_t \in (0, \kappa]$. Given a suffix trajectory $\tau_t = (s_t, a_t, \dots, s_H)$, define its remaining cost as $C_t(\tau) = \sum_{k=t}^{H-1} c(s_k, a_k)$.

We define two conditioning strategies over supervision labels: *boundary-conditional supervision* uses trajectories within a narrow band $\mathcal{B}_t(\hat{C}_t, \epsilon)$, while *region-conditional supervision* includes all trajectories in the safe region $\mathcal{R}_t(\hat{C}_t)$, without modifying the model or training objective.

$$\mathcal{B}_t(\hat{C}_t, \epsilon) = \left\{ \tau_t : C_t(\tau) \in [\hat{C}_t - \epsilon, \hat{C}_t + \epsilon] \right\}, \quad \mathcal{R}_t(\hat{C}_t) = \left\{ \tau_t : C_t(\tau) < \hat{C}_t \right\}, \quad (3)$$

where $\epsilon > 0$ is a small tolerance around the constraint threshold.

B2R achieves this through trajectory filtering and cost realignment. Filtering removes unsafe trajectories, ensuring feasibility, while realignment modifies costs to match the constraint token without changing state-action sequences. Additionally, we use rotary position embeddings (RoPE) to encode temporal structure, maintaining consistent conditioning across the safe region.

Trajectory Filtering. To prevent unsafe trajectories from negatively impacting the policy, the B2R framework employs trajectory filtering as a preprocessing step. We define a *safe trajectory* as trajectory τ_{safe} satisfying $C(\tau) \leq \kappa$, and define the corresponding safe dataset $\mathcal{D}_{\text{safe}}$ as:

$$\mathcal{D}_{\text{safe}} = \{ \tau \in \mathcal{D} \mid C(\tau) \leq \kappa \}. \quad (4)$$

This filtering step ensures that all training trajectories are compliant with the deployment constraint κ , enabling subsequent token conditioning to be consistent with test-time usage.

Algorithm 1 Boundary-to-Region Framework

Require: Offline dataset \mathcal{D} , cost threshold κ , model parameters θ

Ensure: Policy $\pi_\theta(a_t \mid \hat{R}_{0:t}, \hat{C}_{0:t}, s_{0:t}, a_{0:t-1})$

- 1: **1. Trajectory Filtering:**
 - 2: Filter safe trajectories:
 - 3: $\mathcal{D}_{\text{safe}} = \{ \tau \in \mathcal{D} \mid C(\tau) \leq \kappa \}$
 - 4: **2. CTG Realignment:**
 - 5: **for** each $\tau \in \mathcal{D}_{\text{safe}}$ **do**
 - 6: Shift CTG: $\hat{C}'_t = \hat{C}_t + (\kappa - C(\tau))$
 - 7: **end for**
 - 8: **3. Tokenization with RoPE:**
 - 9: For each timestep t , construct context:
 - 10: $o_t = [\hat{R}_{t-K:t}, \hat{C}'_{t-K:t}, s_{t-K:t}, a_{t-K:t-1}]$
 - 11: Encode positions with RoPE
 - 12: **4. Policy Training:**
 - 13: Train Transformer to minimize:
 - 14: $\mathcal{L}(\theta) = \mathbb{E}_{\tau \sim \mathcal{D}_{\text{safe}}} [-\log \pi_\theta(a_t \mid o_t)]$
 - 15: **return** π_θ
-

CTG Realignment. As shown in Figure 3, conventional methods provide supervision only from trajectories whose cost lies near the constraint threshold (orange dots), leading to sparse and unstable learning signals. These methods discard large portions of feasible data simply because their cost does not exactly match the conditioning token.

In contrast, B2R leverages all safe trajectories by adjusting their costs to match the constraint, enabling consistent supervision under a fixed token while drawing on diverse behaviors originally scattered across the safe region (orange box). This process decouples the conditioning input from the supervision signal: $\hat{C}'_t = \kappa$. the model is consistently conditioned on a single boundary token, but learns to associate it with the diverse behaviors sourced from the entire safe region.

We adopt a realignment strategy, called **CTG-shift** to ensure consistency between each trajectory and the fixed initial CTG:

$$\hat{C}'_t = \hat{C}_t + (\kappa - C(\tau)). \quad (5)$$

Here the shifted CTG sequence $\{\hat{C}'_t\}$ is constructed by adding a constant offset $\kappa - C(\tau)$ to each step, such that $\hat{C}'_0 = \kappa$, and the temporal profile of the original CTG is preserved. This adjustment ensures that the entire sequence remains strictly decreasing, and that each supervision token is semantically aligned with the deployment-time constraint. We compare four CTG realignment strategies: **Shift** (uniform offset), **Avg** (even redistribution), **Rand** (random redistribution), and **Scale** (multiplicative normalization). Detailed discussion are provided in Appendix B.1.

Model and Inference. The policy model in B2R adopts a transformer-based autoregressive structure, augmented with RoPE, whose relative positional encoding is better suited for capturing the step-by-step cost dynamics introduced by our CTG realignment strategy. As shown in Figure 4, these tokens are processed by a Transformer encoder, which outputs the mean μ_t of a Gaussian action distribution $\pi_\theta(a_t | \cdot) = \mathcal{N}(\mu_t, \sigma_t^2)$. The model is trained via behavior cloning on CTG-aligned trajectories using a fixed initial CTG $\hat{C}'_0 = \kappa$, and is queried autoregressively at inference with consistent input, ensuring alignment with the deployment-time safety budget. The model minimizes negative log-likelihood of action:

$$\mathcal{L}_{\text{BC}}(\theta) = \mathbb{E}_{\tau^{(n)} \sim \mathcal{D}_{\text{safe}}} \left[-\log \pi_\theta \left(a_t^{(n)} \mid \hat{R}_{t-K:t}^{(n)}, \hat{C}'_{t-K:t}^{(n)}, s_{t-K:t}^{(n)}, a_{t-K:t-1}^{(n)} \right) \right] \quad (6)$$

4.3 Theoretical Analysis

While B2R is conceptually simple, it fundamentally reshapes how RvS agents generalize under constraints. To explore how B2R balances reward maximization with cost constraint satisfaction, we analyze its theoretical foundations, focusing on the relationship between the learned policy’s return and its adherence to the cost constraint. We first focus on safety adherence, analyzing how B2R ensures cost constraint satisfaction while maintaining a safety margin. This analysis is built upon Assumptions 1 and 2, leading to the results presented in Theorem 1.

Assumption 1 (Safe-Aligned Data) After CTG realignment every training trajectory obeys

$$\hat{C}'_0 = \kappa, \quad \hat{C}'_{t+1} = \hat{C}'_t - c_t, \quad 0 \leq c_t \leq C_{\text{max}}, \quad (7)$$

Essentially, this ensures the agent never observes "unsafe" cost patterns during training—it learns from data where budget consumption evolves as if the agent were truly constrained. Additionally, we

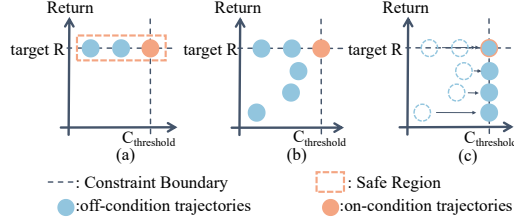


Figure 3: Supervision strategy comparison. Conventional methods (a, b) rely on sparse, boundary-aligned trajectories. In contrast, B2R (c) realigns all safe trajectories to the constraint threshold (dashed line), transforming sparse boundary data into dense, region-wide supervision. Orange dots denote compliant trajectories; dashed arrows show the realignment.

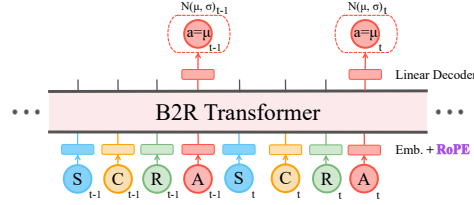


Figure 4: Architecture of the Transformer model in the B2R framework. The model takes tokenized inputs consisting of states, actions, RTG, and CTG, and augments them with RoPE for improved temporal modeling.

assume that the dataset used during training remains static, ensuring consistent training data over the course of the learning process.

Assumption 2 (Prediction-Error Bound). At deployment, the agent’s implicit cost predictions \hat{c}_t (conditioned on trajectory history τ_n^t) must be sufficiently accurate:

$$\mathbb{E}[|c_t - \hat{c}_t|] \leq \sigma, \quad 0 < \sigma H < \delta, \quad \sum_{t=0}^{H-1} \hat{c}_t \leq \kappa - \frac{\delta}{2}. \quad (8)$$

Here σ bounds the per-step prediction error, while δ ensures the planned cost stays safely below κ (accounting for potential error accumulation). The requirement $\sigma H < \delta$ prevents error compounding from overwhelming the safety margin. In practice, this assumption can be violated if the agent encounters highly out-of-distribution states (leading to a large single-step error that breaches the σ bound) or if its planned trajectory is overly optimistic, leaving an insufficient safety margin σ to account for cumulative errors. This assumption is based on the premise that the model has sufficient expressive capacity to accurately predict the cost and can learn to replicate the policy.

Under Assumptions 1-2, B2R provides probabilistic and expected-cost safety guarantees:

Theorem 1 (Safety Guarantees of B2R). Let τ be generated with initial CTG $\hat{C}_0 = \kappa$. Then:

$$\Pr[C^{\text{B2R}}(\tau) \leq \kappa] \geq 1 - \exp\left(-\frac{(\delta - \sigma H)^2}{2HC_{\max}^2}\right), \quad \mathbb{E}[C^{\text{B2R}}(\tau)] \leq \kappa - (\delta - \sigma H). \quad (9)$$

Here, σ denotes an upper bound on the per-step cost prediction error during deployment. The proof is in Appendix A.1. Equation 9 provides a dual guarantee of high-probability and expected safety at the trajectory level for B2R: the **probabilistic guarantee** shows that larger safety margins δ make constraint violations exponentially rare. The **cost expectation** bound ensures the average trajectory stays $\delta - \sigma H$ below the budget, even under worst-case error.

We now analyze B2R’s performance in terms of maximum cumulative reward (Equation 1). Unlike safety, which minimizes cost, our focus here is on whether enforcing safety degrades reward. Under the following assumption, B2R can preserve or even improve reward:

Assumption 3 (Optimal-Coverage). The dataset contains a safe trajectory τ^* such that

$$C(\tau^*) < \kappa \quad \text{and} \quad R(\tau^*) = \max_{\tau \in D_{\text{safe}}} R(\tau) \quad (10)$$

This assumption ensures that the return-optimal trajectory is within the feasible region, so B2R’s filtering and realignment do not exclude it from training.

Theorem 2 (Performance Superiority of B2R over Boundary Supervision). Under Assumptions 1 and 3, B2R guarantees:

$$R_{\max}^{\text{B2R}}(\kappa) \geq R_{\max}^{\text{boundary}}(\kappa) \quad (11)$$

That is, B2R achieves reward no worse than boundary-conditional supervision while satisfying $C(\tau) \leq \kappa$. The proof is provided in Appendix A.2.

5 Experiments

We evaluate the B2R framework on two fronts: (1) its ability to balance reward maximization and safety compliance under cost constraints, and (2) the individual impact of its key components, particularly cost realignment. We also examine B2R’s effectiveness in selecting feasible actions compared to baseline methods.

Environments. Experiments are conducted on the DSRL benchmark [25], which includes 38 sequential decision-making tasks of varying difficulty. This suite provides a diverse and realistic testbed for safety-critical offline RL. Full environment details are in Appendix C.2.

Metrics. We report both reward and cost, aiming to maximize the former while keeping the latter below the constraint threshold. Each method is evaluated under three cost limits and three random seeds per task. Normalization details and metric definitions are provided in Appendix C.3.

Baselines. We compare our approach with several state-of-the-art algorithms, including BC-All, BC-Safe, CDT [26], BCQ-Lag [8], CPQ [34], COptiDICE [19], and TraC [10]. Some experimental results are obtained from the DSRL implementation, while others are sourced from the official codebase. See Appendix C.4 for details.

Table 1: Normalized reward and cost results. \uparrow indicates that higher values are better, while \downarrow indicates that lower values are preferable. Metrics are averaged over 3 cost thresholds, 20 evaluation episodes, and 3 random seeds. **Bold** marks safe agents with normalized costs below 1, while **Blue** highlights safe agents achieving the highest reward.

Task	BC-All		BC-Safe		CDT		BCQ-Lag		CPQ		COptDICE		TraC		B2R(ours)	
	reward \uparrow	cost \downarrow	reward \uparrow	cost \downarrow	reward \uparrow	cost \downarrow	reward \uparrow	cost \downarrow	reward \uparrow	cost \downarrow	reward \uparrow	cost \downarrow	reward \uparrow	cost \downarrow	reward \uparrow	cost \downarrow
PointButton1	0.1	1.05	0.06	0.52	0.53	1.68	0.24	1.73	0.69	3.2	0.13	1.35	0.17	0.91	0.19	0.96
PointButton2	0.27	2.02	0.16	1.1	0.46	1.57	0.4	2.66	0.58	4.3	0.15	1.51	0.16	0.91	0.16	0.91
PointCircle1	0.79	3.98	0.41	0.16	0.59	0.69	0.54	2.38	0.43	0.75	0.86	5.51	0.50	0.07	0.54	0.31
PointCircle2	0.66	4.17	0.48	0.99	0.64	1.05	0.66	2.6	0.24	3.58	0.85	8.61	0.61	0.86	0.61	0.80
PointGoal1	0.65	0.95	0.43	0.54	0.69	1.12	0.71	0.98	0.57	0.35	0.49	1.66	0.44	0.36	0.58	0.71
PointGoal2	0.54	1.97	0.29	0.78	0.59	1.34	0.67	3.18	0.4	1.31	0.38	1.92	0.31	0.59	0.34	0.68
PointPush1	0.19	0.61	0.13	0.43	0.24	0.48	0.33	0.86	0.2	0.83	0.13	0.83	0.15	0.42	0.22	0.67
PointPush2	0.18	0.91	0.11	0.8	0.21	0.65	0.23	0.99	0.11	1.04	0.02	1.18	0.15	0.8	0.16	0.76
CarButton1	0.03	1.38	0.07	0.85	0.21	1.6	0.04	1.63	0.42	9.66	-0.08	1.68	-0.03	0.59	0.04	0.65
CarButton2	-0.13	1.24	-0.01	0.63	0.13	1.58	0.06	2.13	0.37	12.51	-0.07	1.59	-0.08	0.62	-0.01	0.62
CarCircle1	0.72	4.39	0.37	1.38	0.6	1.73	0.73	5.25	0.02	2.29	0.7	5.72	0.52	1.85	0.51	2.14
CarCircle2	0.76	6.44	0.54	3.38	0.66	2.53	0.72	6.58	0.44	2.69	0.77	7.99	0.59	2.33	0.42	1.90
CarGoal1	0.39	0.33	0.24	0.28	0.66	1.21	0.47	0.78	0.79	1.42	0.35	0.54	0.38	0.39	0.52	0.72
CarGoal2	0.23	1.05	0.14	0.51	0.48	1.25	0.3	1.44	0.65	3.75	0.25	0.91	0.19	0.52	0.22	0.66
CarPush1	0.22	0.36	0.14	0.33	0.31	0.4	0.23	0.43	-0.03	0.95	0.23	0.5	0.19	0.18	0.28	0.56
CarPush2	0.14	0.9	0.05	0.45	0.19	1.3	0.15	1.38	0.24	4.25	0.09	1.07	0.08	0.54	0.11	0.79
SwimmerVelocity	0.49	4.72	0.51	1.07	0.66	0.96	0.48	6.58	0.13	2.66	0.63	7.58	0.55	3.21	0.49	0.46
HopperVelocity	0.65	6.39	0.36	0.67	0.63	0.61	0.78	5.02	0.14	2.11	0.13	1.51	0.57	0.98	0.63	0.53
HalfCheetahVelocity	0.97	13.1	0.88	0.54	1.0	0.01	1.05	18.21	0.29	0.74	0.65	0.0	0.96	2.5	0.95	0.00
Walker2dVelocity	0.79	3.88	0.79	0.04	0.78	0.06	0.79	0.17	0.04	0.21	0.12	0.74	0.64	0.06	0.79	0.01
AntVelocity	0.98	3.72	0.98	0.29	0.98	0.39	1.02	4.15	-1.01	0.0	1.0	3.28	0.97	0.15	0.99	0.42
SafetyGym Average	0.46	3.03	0.34	0.75	0.54	1.06	0.5	3.29	0.27	2.79	0.37	2.65	0.40	0.92	0.42	0.73
BallRun	0.6	5.08	0.27	1.46	0.39	1.16	0.76	3.91	0.22	1.27	0.59	3.52	0.27	0.47	0.31	0.23
CarRun	0.97	0.33	0.94	0.22	0.99	0.65	0.94	0.15	0.95	1.79	0.87	0.0	0.97	0.03	0.96	0.08
DroneRun	0.24	2.13	0.28	0.74	0.63	0.79	0.42	2.47	0.33	3.52	0.67	4.15	0.55	0.01	0.56	0.03
AntRun	0.72	2.93	0.65	1.09	0.72	0.91	0.76	5.11	0.03	0.02	0.61	0.94	0.67	0.63	0.72	0.69
BallCircle	0.74	4.71	0.52	0.65	0.77	1.07	0.69	2.36	0.64	0.76	0.7	2.61	0.68	0.59	0.67	0.59
CarCircle	0.58	3.74	0.5	0.84	0.75	0.95	0.63	1.89	0.71	0.33	0.49	3.14	0.64	0.76	0.71	0.68
DroneCircle	0.72	3.03	0.56	0.57	0.63	0.98	0.8	3.07	-0.22	1.28	0.26	1.02	0.6	0.67	0.57	0.34
AntCircle	0.58	4.9	0.4	0.96	0.54	1.78	0.58	2.87	0.0	0.0	0.17	5.04	0.47	0.98	0.45	1.36
BulletGym Average	0.64	3.36	0.52	0.82	0.68	1.04	0.74	3.11	0.33	1.12	0.55	2.55	0.61	0.52	0.62	0.50
easysparse	0.17	1.54	0.11	0.21	0.17	0.23	0.78	5.01	-0.06	0.07	0.96	5.44	0.35	0.05	0.77	0.70
easymeans	0.43	2.82	0.04	0.29	0.45	0.54	0.71	3.44	-0.07	0.07	0.66	3.97	0.29	0.05	0.77	0.69
easycdense	0.27	1.94	0.11	0.14	0.32	0.62	0.26	0.47	-0.06	0.03	0.5	2.54	0.24	0.06	0.76	0.69
mediumsparse	0.83	3.34	0.33	0.3	0.87	1.1	0.44	1.16	-0.08	0.07	0.71	2.49	0.34	0.06	0.92	0.58
mediummean	0.77	2.53	0.31	0.21	0.45	0.75	0.78	1.53	-0.08	0.05	0.76	2.05	0.32	0.06	0.88	0.63
mediumdense	0.45	1.47	0.24	0.17	0.88	2.41	0.58	1.89	-0.07	0.07	0.69	2.24	0.33	0.06	0.92	0.70
hardsparse	0.42	1.8	0.17	3.25	0.25	0.41	0.5	1.02	-0.05	0.06	0.37	2.05	0.41	0.03	0.51	0.48
hardmean	0.2	1.77	0.13	0.4	0.33	0.97	0.47	2.56	-0.05	0.06	0.32	2.47	0.44	0.05	0.50	0.58
harddense	0.2	1.33	0.15	0.22	0.08	0.21	0.35	1.4	-0.04	0.08	0.24	1.68	0.39	0.06	0.48	0.58
MetaDrive Average	0.42	2.06	0.18	0.58	0.42	0.8	0.54	2.05	-0.06	0.06	0.58	2.77	0.35	0.05	0.72	0.62

5.1 Results on DSRL Benchmark

Table 1 shows that B2R effectively balances reward and cost, satisfying safety constraints in 35 out of 38 tasks and achieving the highest rewards in 20. It also ranks first in average score across Safety-Gymnasium, Bullet Safety-Gym, and MetaDrive. B2R’s robustness is notable, though it struggles in a few exceptionally challenging environments like CarCircle1/2 and AntCircle, where most baselines also fail. These failures are attributable to the datasets: high-reward trajectories are coupled with high-cost actions, leaving the offline data with insufficient examples of the precise, long-horizon control required to navigate the narrow safe action space near unforgiving boundaries.

Compared to Transformer-based methods like CDT, B2R achieves lower cost in most environments while maintaining competitive reward. CDT’s sensitivity to tight safety constraints stems from its reliance on sparse boundary-conditional supervision. This fundamental limitation cannot be reliably solved by simply training with a stricter, buffered cost threshold—an approach that our experiments show leads to an unstable safety-performance trade-off. In contrast, B2R’s cost realignment enables region-wide supervision, drawing from a denser and more diverse set of safe trajectories to ensure robust and consistent constraint adherence. A detailed analysis of the buffered baseline comparison is available in Appendix B.3.

B2R also demonstrates superior performance over methods like BC-Safe and TraC. While all approaches begin by filtering for safe trajectories, the fundamental difference lies in how they utilize the resulting safe data. BC-Safe learns from a sparse signal, while TraC relies on a coarse, binary classification of trajectories into "desirable" and "undesirable" sets. In contrast, B2R’s core innovation is to realign all safe trajectories, which transforms the learning problem into a fine-grained temporal regression task. This creates a dense supervision signal that allows the Decision Transformer framework to better learn the causal dynamics between actions and future costs, enabling more effective adaptation in diverse safety-critical settings.

Figure 5 presents B2R’s average reward and cost at each constraint level (L1–L3), grouped by benchmark suite. In MetaDrive, we observe a non-monotonic cost trend: cost increases from L1 to

L2 before dropping at L3. This is likely because L1 filtering excludes many high-cost trajectories, biasing the dataset toward safer behavior at the lowest constraint. Overall, B2R maintains stable or improving rewards and shows decreasing cost under tighter constraints in most cases, demonstrating its robustness across varying safety levels.

Furthermore, to stress-test B2R’s robustness under particularly stringent cost limits, we conducted a direct comparison against FISOR using its original, stricter evaluation protocol. The results, detailed in Appendix B.6, show that B2R achieves a superior safety-performance balance even in these data-scarce scenarios.

5.2 Ablation of B2R Components

We ablate three core components of B2R—CTG realignment, RoPE, and trajectory filtering—each removed independently while keeping the rest of the system fixed (Figure 6). We evaluate their impact on reward and safety across tasks from three environment groups covering diverse dynamics and constraint structures.

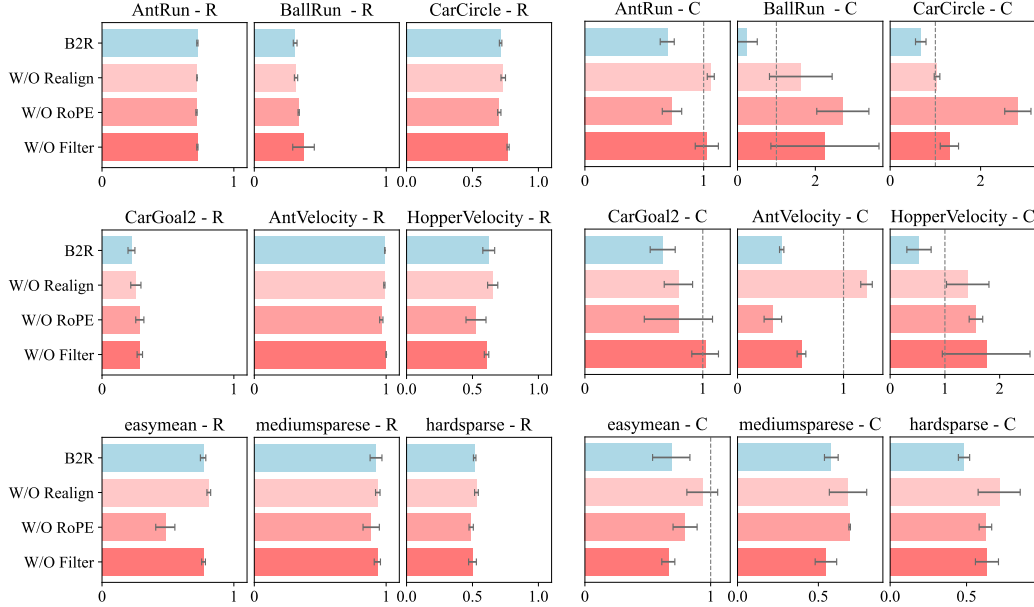


Figure 6: Ablation study of B2R across 9 tasks from the DSRL benchmark. We assess the effect of three components: cost-to-go realignment (W/O Realign), trajectory filtering (W/O Filter), and our choice of positional embeddings. For the latter, we compare our default RoPE against standard absolute positional embeddings, which is labeled as ‘W/O RoPE’ in the plots. The full B2R model achieves favorable reward and cost performance compared to ablated variants, highlighting the contribution of each module.

CTG Realignment. Removing CTG realignment results in higher cumulative cost across nearly all environments, with frequent violations of the safety threshold (e.g., BallRun, CarCircle, AntVelocity). Reward remains identical to the full model, aligning with our theoretical expectation: CTG realignment alters only the cost signal while leaving the reward structure untouched.

Positional Embeddings. The results show that replacing RoPE with standard absolute positional embeddings (APE, labeled as ‘W/O RoPE’ in Figure 6) leads to significant performance drops in tasks such as CarCircle, HopperVelocity, and easymean, with both higher costs and lower rewards.

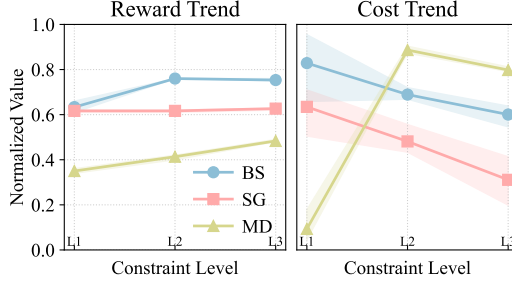


Figure 5: Average B2R performance on BulletSafetyGym (BS), SafetyGymnasium (SG), and MetaDrive (MD) across three constraint levels (L1-L3). Tighter constraints generally decrease cost while rewards remain stable or improve. The non-monotonic cost trend in MD is likely an artifact of L1 filtering bias (see Appendix C.3 for thresholds).

This empirically confirms that RoPE’s ability to capture relative temporal dependencies is more effective for modeling the fine-grained, step-by-step cost dynamics inherent in our framework, a task for which APE is less suited.

Trajectory Filtering. Removing trajectory filtering causes a marked increase in cost and more unstable performance across seeds, particularly in tasks such as `CarCircle`, `HopperVelocity`, and `hardspare`. While reward may slightly improve in some settings due to exposure to higher-reward but unsafe data, the model frequently violates constraints. This trade-off highlights filtering’s role in enforcing feasible supervision and stabilizing constraint satisfaction.

5.3 Cost-Aware Action Selection under Aligned Supervision

To examine how B2R improves constraint satisfaction, we compare its action distribution with a baseline in the `easysparse` environment using t-SNE (Figure 7). Actions are marked unsafe if their one-step cost exceeds the per-step budget. The baseline produces a notable number of unsafe actions, scattered across distinct state-action clusters. This suggests that boundary-aligned supervision provides limited coverage, causing the model to associate cost only with a narrow set of behaviors and generalize poorly to high-risk scenarios. In contrast, B2R reduces unsafe actions and yields more concentrated, constraint-compliant responses. Its action clusters remain largely within the safe region, indicating better generalization to the intended constraint threshold.

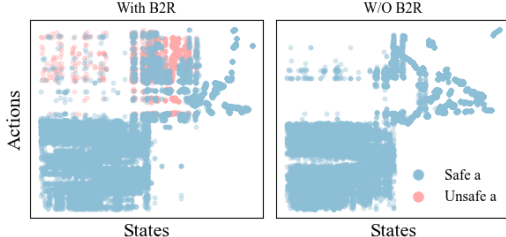


Figure 7: t-SNE visualization of actions from the baseline (right) and B2R (left) in the `easysparse` environment (threshold = 10). Actions are labeled as safe (blue) if their one-step cost is below the threshold divided by episode length, and unsafe (red) otherwise. B2R selects fewer unsafe actions than the baseline, reflecting its cost-aligned training under a unified constraint.

6 Conclusion and Future Work

In this work, we proposed Boundary-to-Region, a simple yet effective framework for offline safe reinforcement learning. By addressing the reward–cost asymmetry, B2R realigns the cost-to-go tokens of all trajectories to reflect the desired safety threshold and filters out infeasible behaviors, ensuring the model learns safe, cost-compliant policies. Extensive experiments on benchmark tasks validate B2R’s effectiveness, achieving leading performance in 20 environments while maintaining safety compliance in 35 out of 38 cases. These results demonstrate B2R’s ability to optimize rewards under strict constraints while ensuring safety.

A key consideration for B2R is its reliance on the availability of high-quality safe trajectories, a common challenge in offline safe RL. In environments where safe trajectories are exceedingly rare, B2R’s performance may degrade due to the reduced size of the training set. To investigate this, we conducted few-shot experiments (detailed in Appendix B.4), which show that B2R exhibits a graceful degradation profile and remains data-efficient due to its region-wide supervision. Nevertheless, for extreme cases of data scarcity, future work could explore integrating B2R with data augmentation or generative modeling techniques to synthesize diverse, safe trajectories.

While the non-adaptive CTG realignment strategy used in this work effectively validates our core paradigm, a promising future direction is to explore learned realignment strategies. An adaptive mechanism could, for example, allocate the safety margin non-uniformly to better handle high-risk states, offering more fine-grained control. We view this as a valuable extension of the B2R framework.

Additionally, while this work focuses on a single safety threshold for clarity and practical relevance, our framework is extensible to multi-target scenarios. We present a proof-of-concept in Appendix B.5, demonstrating that a single B2R agent can be trained to adhere to various constraint levels without retraining while maintaining comparable performance.

Acknowledgements

I wish to thank the anonymous reviewers for their constructive comments, which have greatly improved the quality of this paper. Also, many thanks to YM. An, my life partner. She gently eased all the anxiety and pressure born from this work. Her presence is what gave meaning to the entire endeavor.

References

- [1] Eitan Altman. Constrained markov decision processes with total cost criteria: Occupation measures and primal lp. *Mathematical Methods of Operations Research*, 43:45–72, 1996. URL <https://api.semanticscholar.org/CorpusID:16702345>.
- [2] Lili Chen, Kevin Lu, Aravind Rajeswaran, Kimin Lee, Aditya Grover, Misha Laskin, Pieter Abbeel, Aravind Srinivas, and Igor Mordatch. Decision transformer: Reinforcement learning via sequence modeling. *Advances in neural information processing systems*, 34:15084–15097, 2021.
- [3] Qiguang Chen, Dengyun Peng, Jinhao Liu, HuiKang Su, Jiannan Guan, Libo Qin, and Wanxiang Che. Aware first, think less: Dynamic boundary self-awareness drives extreme reasoning efficiency in large language models. *arXiv preprint arXiv:2508.11582*, 2025.
- [4] Cheng Chi, Zhenjia Xu, Siyuan Feng, Eric Cousineau, Yilun Du, Benjamin Burchfiel, Russ Tedrake, and Shuran Song. Diffusion policy: Visuomotor policy learning via action diffusion. *The International Journal of Robotics Research*, page 02783649241273668, 2023.
- [5] Wenhao Ding, Laixi Shi, Yuejie Chi, and Ding Zhao. Seeing is not believing: Robust reinforcement learning against spurious correlation. *Advances in Neural Information Processing Systems*, 36, 2024.
- [6] Scott Emmons, Benjamin Eysenbach, Ilya Kostrikov, and Sergey Levine. Rvs: What is essential for offline rl via supervised learning? *arXiv preprint arXiv:2112.10751*, 2021.
- [7] Justin Fu, Aviral Kumar, Ofir Nachum, George Tucker, and Sergey Levine. D4rl: Datasets for deep data-driven reinforcement learning. *arXiv preprint arXiv:2004.07219*, 2020.
- [8] Scott Fujimoto, David Meger, and Doina Precup. Off-policy deep reinforcement learning without exploration. In *International conference on machine learning*, pages 2052–2062. PMLR, 2019.
- [9] Javier Garcia and Fernando Fernández. A comprehensive survey on safe reinforcement learning. *Journal of Machine Learning Research*, 16(1):1437–1480, 2015.
- [10] Ze Gong, Akshat Kumar, and Pradeep Varakantham. Offline safe reinforcement learning using trajectory classification. *arXiv preprint arXiv:2412.15429*, 2024.
- [11] Sven Gronauer. Bullet-safety-gym: A framework for constrained reinforcement learning. 2022.
- [12] Hao Jiang, Tien Mai, Pradeep Varakantham, and Minh Huy Hoang. Solving richly constrained reinforcement learning through state augmentation and reward penalties. *arXiv preprint arXiv:2301.11592*, 2023.
- [13] Prajwal Koirala, Zhanhong Jiang, Soumik Sarkar, and Cody Fleming. Fawac: Feasibility informed advantage weighted regression for persistent safety in offline reinforcement learning, 2024. URL <https://arxiv.org/abs/2412.08880>.
- [14] Prajwal Koirala, Zhanhong Jiang, Soumik Sarkar, and Cody Fleming. Latent safety-constrained policy approach for safe offline reinforcement learning, 2024. URL <https://arxiv.org/abs/2412.08794>.
- [15] Sachin G Konan, Esmaeil Seraj, and Matthew Gombolay. Contrastive decision transformers. In *Conference on Robot Learning*, pages 2159–2169. PMLR, 2023.
- [16] Aviral Kumar, Justin Fu, Matthew Soh, George Tucker, and Sergey Levine. Stabilizing off-policy q-learning via bootstrapping error reduction. *Advances in neural information processing systems*, 32, 2019.
- [17] Aviral Kumar, Aurick Zhou, George Tucker, and Sergey Levine. Conservative q-learning for offline reinforcement learning. *Advances in Neural Information Processing Systems*, 33:1179–1191, 2020.
- [18] Jongmin Lee, Wonseok Jeon, Byungjun Lee, Joelle Pineau, and Kee-Eung Kim. Optidice: Offline policy optimization via stationary distribution correction estimation. In *International Conference on Machine Learning*, pages 6120–6130. PMLR, 2021.

- [19] Jongmin Lee, Cosmin Paduraru, Daniel J Mankowitz, Nicolas Heess, Doina Precup, Kee-Eung Kim, and Arthur Guez. Coptidice: Offline constrained reinforcement learning via stationary distribution correction estimation. *arXiv preprint arXiv:2204.08957*, 2022.
- [20] Sergey Levine, Aviral Kumar, George Tucker, and Justin Fu. Offline reinforcement learning: Tutorial, review, and perspectives on open problems. *arXiv preprint arXiv:2005.01643*, 2020.
- [21] Jinning Li, Xinyi Liu, Banghua Zhu, Jiantao Jiao, Masayoshi Tomizuka, Chen Tang, and Wei Zhan. Guided online distillation: Promoting safe reinforcement learning by offline demonstration. In *2024 IEEE International Conference on Robotics and Automation (ICRA)*, pages 7447–7454, 2024. doi: 10.1109/ICRA57147.2024.10611123.
- [22] Quanyi Li, Zhenghao Peng, Lan Feng, Qihang Zhang, Zhenghai Xue, and Bolei Zhou. Metadrive: Composing diverse driving scenarios for generalizable reinforcement learning. *IEEE transactions on pattern analysis and machine intelligence*, 45(3):3461–3475, 2022.
- [23] Haohong Lin, Wenhao Ding, Zuxin Liu, Yaru Niu, Jiacheng Zhu, Yuming Niu, and Ding Zhao. Safety-aware causal representation for trustworthy offline reinforcement learning in autonomous driving. *IEEE Robotics and Automation Letters*, 2024.
- [24] Jinxin Liu, Ziqi Zhang, Zhenyu Wei, Zifeng Zhuang, Yachen Kang, Sibao Gai, and Donglin Wang. Beyond ood state actions: Supported cross-domain offline reinforcement learning. In *Proceedings of the AAAI Conference on Artificial Intelligence*, volume 38, pages 13945–13953, 2024.
- [25] Zuxin Liu, Zijian Guo, Haohong Lin, Yihang Yao, Jiacheng Zhu, Zhepeng Cen, Hanjiang Hu, Wenhao Yu, Tingnan Zhang, Jie Tan, et al. Datasets and benchmarks for offline safe reinforcement learning. *arXiv preprint arXiv:2306.09303*, 2023.
- [26] Zuxin Liu, Zijian Guo, Yihang Yao, Zhepeng Cen, Wenhao Yu, Tingnan Zhang, and Ding Zhao. Constrained decision transformer for offline safe reinforcement learning. In Andreas Krause, Emma Brunskill, Kyunghyun Cho, Barbara Engelhardt, Sivan Sabato, and Jonathan Scarlett, editors, *Proceedings of the 40th International Conference on Machine Learning*, pages 21611–21630. PMLR, 2023.
- [27] Corey Lynch, Mohi Khansari, Ted Xiao, Vikash Kumar, Jonathan Tompson, Sergey Levine, and Pierre Sermanet. Learning latent plans from play. In *Conference on robot learning*, pages 1113–1132. PMLR, 2020.
- [28] Rafael Figueiredo Prudencio, Marcos ROA Maximo, and Esther Luna Colombini. A survey on offline reinforcement learning: Taxonomy, review, and open problems. *IEEE Transactions on Neural Networks and Learning Systems*, 2023.
- [29] Alex Ray, Joshua Achiam, and Dario Amodei. Benchmarking safe exploration in deep reinforcement learning. *arXiv preprint arXiv:1910.01708*, 7(1):2, 2019.
- [30] Rupesh Kumar Srivastava, Pranav Shyam, Filipe Mutz, Wojciech Jaśkowski, and Jürgen Schmidhuber. Training agents using upside-down reinforcement learning. *arXiv preprint arXiv:1912.02877*, 2019.
- [31] Jianlin Su, Murtadha Ahmed, Yu Lu, Shengfeng Pan, Wen Bo, and Yunfeng Liu. Roformer: Enhanced transformer with rotary position embedding. *Neurocomputing*, 568:127063, 2024.
- [32] Richard S Sutton and Andrew G Barto. *Reinforcement learning: An introduction*. MIT press, 2018.
- [33] Christopher JCH Watkins and Peter Dayan. Q-learning. *Machine learning*, 8:279–292, 1992.
- [34] Haoran Xu, Xianyu Zhan, and Xiangyu Zhu. Constraints penalized q-learning for safe offline reinforcement learning. In *Proceedings of the AAAI Conference on Artificial Intelligence*, volume 36, pages 8753–8760, 2022.
- [35] Yihang Yao, Zhepeng Cen, Wenhao Ding, Haohong Lin, Shiqi Liu, Tingnan Zhang, Wenhao Yu, and Ding Zhao. Oasis: Conditional distribution shaping for offline safe reinforcement learning. *arXiv preprint arXiv:2407.14653*, 2024.
- [36] Xianyu Zhan, Haoran Xu, Yue Zhang, Xiangyu Zhu, Honglei Yin, and Yu Zheng. Deepthermal: Combustion optimization for thermal power generating units using offline reinforcement learning. In *Proceedings of the AAAI Conference on Artificial Intelligence*, volume 36, pages 4680–4688, 2022.
- [37] Zhili Zhang, Songyang Han, Jiangwei Wang, and Fei Miao. Spatial-temporal-aware safe multi-agent reinforcement learning of connected autonomous vehicles in challenging scenarios. In *2023 IEEE International Conference on Robotics and Automation (ICRA)*, pages 5574–5580. IEEE, 2023.

- [38] Yinan Zheng, Jianxiong Li, Dongjie Yu, Yujie Yang, Shengbo Eben Li, Xianyuan Zhan, and Jingjing Liu. Safe offline reinforcement learning with feasibility-guided diffusion model. *arXiv preprint arXiv:2401.10700*, 2024.
- [39] Zifeng Zhuang, Kun Lei, Jinxin Liu, Donglin Wang, and Yilang Guo. Behavior proximal policy optimization. *arXiv preprint arXiv:2302.11312*, 2023.
- [40] Zifeng Zhuang, Dengyun Peng, Jinxin Liu, Ziqi Zhang, and Donglin Wang. Reinformer: Max-return sequence modeling for offline rl. *arXiv preprint arXiv:2405.08740*, 2024.

Appendix

Table of Contents

A	Proofs	14
A.1	Proof of Theorem 1	14
A.2	Proof of Theorem 2	15
B	Supplementary experiments	16
B.1	CTG Realignment Strategies	16
B.2	Comparison with Recent Offline Safe RL Baselines	18
C	Implementation details	21
C.1	Inference Algorithm	21
C.2	Training Environment	21
C.3	Evaluation Metrics	22
C.4	Baseline Methods	22
C.5	Hyperparameter Settings	22
C.6	Computing resources.	23

A Proofs

A.1 Proof of Theorem 1

We begin by establishing notation and core relationships. Let $e_t := c_t - \hat{c}_t$ denote the instantaneous cost estimation error, and define the cumulative estimation error $D_t := \sum_{i=0}^{t-1} e_i$. The filtration \mathcal{F}_t captures all historical information up to time t , specifically $\mathcal{F}_t := \sigma(s_0, a_0, \hat{C}_0, \dots, s_t, a_t, \hat{C}_t)$.

Step 1: Cost Accounting via Telescoping Sums The CTG mechanism maintains the budget estimate \hat{C}_t through the recursion:

$$\hat{C}_{t+1} = \hat{C}_t - c_t, \quad \hat{C}_0 = \kappa \quad (12)$$

Telescoping this relationship over H steps reveals:

$$\sum_{t=0}^{H-1} c_t = \hat{C}_0 - \hat{C}_H = \kappa - \hat{C}_H \quad (13)$$

Consequently, the total realized cost $C(\tau) = \kappa - \hat{C}_H$, with budget violation $C(\tau) > \kappa$ equivalent to $\hat{C}_H < 0$.

Step 2: Martingale Construction for Error Propagation We analyze the cumulative error D_t through the martingale difference sequence:

$$M_t := D_t - \mathbb{E}[D_t | \mathcal{F}_{t-1}], \quad M_0 = 0 \quad (14)$$

The martingale property $\mathbb{E}[M_t | \mathcal{F}_{t-1}] = M_{t-1}$ follows immediately from the tower property of conditional expectation.

Step 3: Bounding Martingale Increments The difference sequence satisfies:

$$|M_{t+1} - M_t| \leq |e_t| + \mathbb{E}[|e_t| | \mathcal{F}_t] \leq 2C_{\max} =: \tilde{C}_{\max} \quad (15)$$

where the first inequality uses the triangle inequality and the second follows from our bounded cost assumption $|e_t| \leq C_{\max}$ combined with Jensen's inequality.

Step 4: Concentration via Azuma-Hoeffding Inequality Applying the Azuma-Hoeffding inequality to the martingale $\{M_t\}$ yields:

$$\Pr[M_H \geq \eta] \leq \exp\left(-\frac{\eta^2}{2H\tilde{C}_{\max}^2}\right) \quad (16)$$

Setting $\eta = \varepsilon - \sigma H$ (positive by assumption $\sigma H < \varepsilon$) gives the probability bound:

$$\delta = \exp\left(-\frac{(\varepsilon - \sigma H)^2}{2HC_{\max}^2}\right) \quad (17)$$

Step 5: Error Control Under Good Event Define the favorable event $\mathcal{E} := \{M_H < \varepsilon - \sigma H\}$. On this event:

$$D_H = M_H + \mathbb{E}[D_H|\mathcal{F}_{H-1}] \quad (18)$$

$$< (\varepsilon - \sigma H) + \sum_{t=0}^{H-1} \mathbb{E}[e_t|\mathcal{F}_{H-1}] \quad (19)$$

$$\leq \varepsilon \quad (20)$$

where 20 follows from our behavioral cloning assumption $\mathbb{E}[|e_t||\mathcal{F}_{H-1}] \leq \sigma$.

Step 6: Conservative Budget Planning By the training data constraint $C_{\text{data}}(\tau) \leq \kappa - \varepsilon$ and σ -accurate cost estimation:

$$\sum_{t=0}^{H-1} \hat{c}_t \leq \kappa - \frac{\varepsilon}{2} \quad (21)$$

Step 7: Probabilistic Safety Guarantee Combining results on event \mathcal{E} :

$$C(\tau) = \sum_{t=0}^{H-1} \hat{c}_t + D_H \quad (22)$$

$$\leq \left(\kappa - \frac{\varepsilon}{2}\right) + \varepsilon = \kappa + \frac{\varepsilon}{2} \quad (23)$$

Thus the probability of budget violation satisfies:

$$\Pr[C(\tau) > \kappa] \leq \Pr[\mathcal{E}^c] \leq \exp\left(-\frac{(\varepsilon - \sigma H)^2}{2HC_{\max}^2}\right) \quad (24)$$

Step 8: Expected Cost Analysis Finally, the unbiasedness of cost estimates $\mathbb{E}[e_t] = 0$ implies:

$$\mathbb{E}[C(\tau)] = \sum_{t=0}^{H-1} \mathbb{E}[\hat{c}_t] + \mathbb{E}[D_H] \quad (25)$$

$$\leq \kappa - (\varepsilon - \sigma H) \quad (26)$$

completing the proof.

A.2 Proof of Theorem 2

Step 1: Supervision Set Inclusion (Based on Definition 1) By Definition 1, boundary-conditional supervision uses trajectories in:

$$\mathcal{B}_t(\hat{C}_t, \epsilon) = \left\{ \tau_t : |C_t(\tau) - \hat{C}_t| \leq \epsilon \right\} \quad (27)$$

while region-conditional supervision (B2R) uses:

$$\mathcal{R}_t(\hat{C}_t) = \left\{ \tau_t : C_t(\tau) < \hat{C}_t \right\} \quad (28)$$

After filtering, for the entire trajectory ($t = 0$), this implies:

$$\mathcal{T}_{\text{boundary}} = \{\tau \mid C(\tau) \in [\kappa - \epsilon, \kappa]\} \subseteq \mathcal{T}_{\text{region}} = \{\tau \mid C(\tau) \leq \kappa\} \quad (29)$$

Implication: B2R retains all trajectories available to boundary supervision.

Step 2: Maximization Scope Let

$$\tau_{\text{boundary}}^* = \arg \max_{\tau \in \mathcal{T}_{\text{boundary}}} R(\tau) \quad (30)$$

By Assumption 3, there exists $\tau^* \in \mathcal{T}_{\text{region}}$ with:

$$C(\tau^*) < \kappa \quad \text{and} \quad R(\tau^*) = \max_{\tau \in \mathcal{D}_{\text{safe}}} R(\tau) \quad (31)$$

Two cases arise:

1. If $\tau^* \in \mathcal{T}_{\text{boundary}}$, then

$$R_{\text{max}}^{\text{B2R}}(\kappa) = R(\tau^*) = R_{\text{max}}^{\text{boundary}}(\kappa) \quad (32)$$

2. If $\tau^* \notin \mathcal{T}_{\text{boundary}}$, then

$$R_{\text{max}}^{\text{B2R}}(\kappa) = R(\tau^*) > R_{\text{max}}^{\text{boundary}}(\kappa) \quad (33)$$

Step 3: Strict Improvement via Safe Region Case 2 leverages Assumption 3: the existence of $\tau^* \in \mathcal{T}_{\text{region}} \setminus \mathcal{T}_{\text{boundary}}$ ensures:

$$R_{\text{max}}^{\text{B2R}}(\kappa) = R(\tau^*) > R_{\text{max}}^{\text{boundary}}(\kappa) \quad (34)$$

This aligns with B2R’s ability to exploit strictly safer, higher-reward trajectories excluded by boundary supervision.

Step 4: Guaranteed Lower Bound Even if $\tau^* \in \mathcal{T}_{\text{boundary}}$, set inclusion ensures:

$$R_{\text{max}}^{\text{B2R}}(\kappa) \geq R_{\text{max}}^{\text{boundary}}(\kappa) \quad (35)$$

B2R cannot perform worse as it includes all boundary-supervised trajectories.

Remark. To simplify the analysis, we do not consider trajectory stitching. As a result, B2R conservatively learns only from full trajectories that satisfy the safety threshold $C(\tau) \leq \kappa$, ensuring that supervision remains within the feasible region throughout training.

B Supplementary experiments

B.1 CTG Realignment Strategies

While B2R aligns CTG tokens to a fixed deployment-time budget, the choice of realignment strategy remains flexible. Our main results use a simple **Shift** method that applies a uniform offset to each trajectory’s CTG sequence. However, alternative designs—based on assumptions such as uniformity, proportionality, or stochasticity—may influence reward optimization and constraint satisfaction differently.

To investigate this, we evaluate four representative strategies, each reflecting a distinct inductive bias in how cost should be redistributed. All methods enforce $\hat{C}'_0 = \kappa$, but vary in how they shape the remaining cost sequence. Below, we summarize their design principles:

Shift (default). The Shift strategy adds a constant offset $\Delta = \kappa - C(\tau)$ to all cost-to-go tokens along the trajectory:

$$\hat{C}'_t = \hat{C}_t + \Delta. \quad (36)$$

This preserves the original temporal profile of cost decay, maintaining consistency with the behavior’s natural cost progression. It assumes that preserving cost shape is helpful for learning, and only alignment at the start token is necessary.

Avg. The Avg strategy evenly distributes the total offset $\Delta = \kappa - C(\tau)$ across all steps of the trajectory, modifying per-step costs as:

$$c'_t = c_t + \frac{\Delta}{H}, \quad \text{for all } t = 0, \dots, H-1, \quad (37)$$

where H is the trajectory length. The updated cost-to-go sequence is then recomputed as:

$$\hat{C}'_t = \sum_{k=t}^{H-1} c'_k. \quad (38)$$

This approach enforces uniform per-step adjustment, flattening cost variation across time. It assumes that smoothing cost signals may stabilize learning, especially in environments with noisy or sparse cost feedback.

Rand. Rand randomly reallocates the excess budget across eligible timesteps. In discrete environments (e.g., SafetyGym), this involves flipping randomly chosen $c_t = 0$ steps to $c'_t = 1$ until Δ is exhausted. In continuous environments (e.g., MetaDrive), we sample $c_t < \kappa/H$ and update:

$$c'_t = \frac{\kappa}{H}, \quad \Delta \leftarrow \Delta - \left(\frac{\kappa}{H} - c_t \right). \quad (39)$$

The CTG is then recomputed as:

$$\hat{C}'_t = \sum_{k=t}^H c'_k. \quad (40)$$

This method introduces stochasticity, testing the model’s robustness to non-smooth cost supervision.

Scale. The Scale strategy rescales the entire CTG sequence by a multiplicative factor $\alpha = \kappa/C(\tau)$:

$$\hat{C}'_t = \alpha \cdot \hat{C}_t. \quad (41)$$

This preserves the relative shape of the cost curve while adjusting its magnitude. It assumes that cost proportionality, rather than absolute values, is the key for generalization under a fixed constraint.

Each strategy ensures $\hat{C}'_0 = \kappa$, but their internal structure introduces distinct biases that may affect policy behavior. The following sections compare their empirical effects.

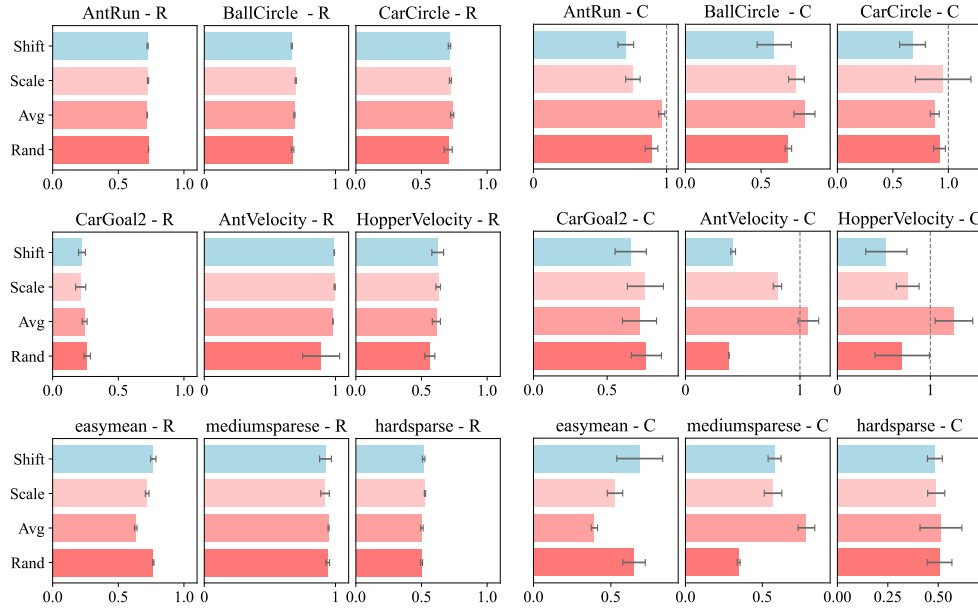


Figure 8: Reward and cost comparison of four CTG realignment strategies across nine representative tasks. Shift achieves the best overall trade-off.

Experimental Setup. We evaluate four CTG realignment strategies described above under the B2R, keeping all other components fixed. Experiments are conducted on 9 representative tasks from the DSRL benchmark, selected to cover diverse dynamics and constraint regimes. For each strategy, we report normalized reward, normalized cost, and constraint violation rate, averaged over three random seeds and all constraint levels. This setup allows us to isolate the impact of CTG structure on policy behavior.

Results and Analysis. Figure 8 report the reward and cost performance of the four realignment strategies across nine representative tasks.

Overall, the **Shift** strategy achieves the most balanced trade-off: it consistently maintains low cumulative cost while achieving near-optimal reward. This supports the hypothesis that preserving the original cost structure, while globally aligning to the target budget, is sufficient for effective constraint-aware training.

The **Scale** strategy occasionally yields higher reward (e.g., AntVelocity), but at the expense of increased cost and more frequent constraint violations, particularly in sparse-cost environments such as HopperVelocity. This suggests that proportional rescaling can overstretch cost dynamics and lead to over-optimism in high-return regions.

Avg performs reasonably but tends to underperform in tasks with strongly structured or sparse cost signals (e.g., CarCircle, easymean), likely due to over-smoothing the CTG sequence and erasing important temporal variations.

Rand performs surprisingly well across many tasks, maintaining competitive reward and low cost. This suggests that although the reallocation is stochastic, it still respects the underlying cost structure of the environment. As a result, it preserves budget feasibility while introducing minimal structural distortion, making it more robust than Avg in sparse or high-variance environments.

While the four CTG realignment strategies differ in their structural assumptions and empirical performance, all of them outperform the baseline model without realignment. This confirms that the B2R framework itself is robust to variations in cost token design, and that the realignment mechanism—regardless of its specific form—is essential for effective constraint-aware training. These results validate B2R as a general paradigm for aligning training-time supervision with deployment-time constraints. Moreover, the observed differences across strategies suggest that environment-specific design choices can further enhance performance, without undermining the overall value of the framework.

B.2 Comparison with Recent Offline Safe RL Baselines

To assess the broader applicability of B2R, we compare it against several recent offline safe RL methods, including FAWAC [38], OASIS [35], LSPC [14], and FISOR [38]. These baselines leverage generative modeling or latent constraint inference to improve safety in offline settings.

Table 2: Extended comparison between B2R and recent safe offline RL methods: FISOR, OASIS, LSPC, and FAWAC. Metrics report normalized reward (\uparrow) and cost (\downarrow), averaged over 3 constraint levels, 20 episodes, and 3 seeds. **Bold** indicates safe agents (cost < 1); **Blue** highlights safe agents achieving the highest reward. B2R consistently achieves strong reward while maintaining low cost across diverse tasks.

Task	FISOR		OASIS		LSPC		FAWAC		B2R(ours)	
	reward \uparrow	cost \downarrow	reward \uparrow	cost \downarrow	reward \uparrow	cost \downarrow	reward \uparrow	cost \downarrow	reward \uparrow	cost \downarrow
BallRun	0.17	0.04	0.28	0.79	0.14	0.00	0.24	0.19	0.31	0.23
CarRun	0.85	0.15	0.85	0.02	0.97	0.13	0.97	0.13	0.96	0.08
DroneRun	0.44	2.52	0.13	0.79	0.57	0.00	0.57	0.12	0.56	0.03
BallCircle	0.28	0.00	0.70	0.45	0.47	0.01	0.61	0.89	0.67	0.59
CarCircle	0.24	0.15	0.76	0.89	0.72	0.04	0.42	0.63	0.71	0.68
DroneCircle	0.49	0.02	0.60	0.25	0.58	0.60	0.57	0.79	0.57	0.34
Average	0.41	0.48	0.55	0.53	0.57	0.13	0.56	0.46	0.63	0.33

As shown in Table 2, B2R achieves the highest average reward while maintaining competitive or lower cost across diverse tasks. While some methods (e.g., OASIS, LSPC) perform well in specific

environments, they often suffer from higher cost or limited generalization across constraint levels. In contrast, B2R delivers consistently strong performance without requiring task-specific tuning or architectural modifications. This highlights its robustness and effectiveness as a general-purpose framework. Method details are provided in Section 2.2.

B.3 Comparison with Buffered CDT Baseline

To verify that the superiority of B2R is not merely a margin effect, we conducted a comparative analysis against a natural baseline: the CDT trained with a stricter buffered cost threshold. This experiment directly evaluates whether simply adjusting the target CTG is sufficient for achieving robust safety, or if B2R’s cost realignment mechanism offers a more fundamental advantage. We benchmarked B2R against CDT variants trained with target CTGs set to 70%, 80%, 90%, and 100% of the true constraint threshold κ .

The results in table 3 reveal the limitations of a simple margin-based baseline. Such an approach often creates an unfavorable trade-off between safety and performance and can be unreliable in complex tasks where no simple buffer value guarantees safety. We identify the root cause in the supervision paradigm: a buffered baseline is still constrained by sparse boundary supervision, learning only from trajectories near a specific cost target. In contrast, B2R’s region supervision leverages the entire safe dataset to create a denser learning signal. This confirms that B2R’s advantage is not a mere margin effect but stems from a more robust and data-efficient learning paradigm.

Table 3: Comparison of B2R against CDT with buffered cost thresholds. The CDT variants (CDT-X%) are trained with a target CTG set to X% of the true constraint threshold κ . Metrics report normalized R (\uparrow) and C (\downarrow), averaged over 3 constraint levels, 20 episodes, and 3 seeds. **Bold** indicates safe agents (cost < 1); **Blue** highlights safe agents achieving the highest reward.

Task	CDT-70%		CDT-80%		CDT-90%		CDT-100%		B2R	
	R \uparrow	C \downarrow	R \uparrow	C \downarrow	R \uparrow	C \downarrow	R \uparrow	C \downarrow	R \uparrow	C \downarrow
AntVelocity	0.95	0.40	0.99	0.47	0.99	0.53	0.99	0.55	0.99	0.42
CarCircle	0.71	0.61	0.71	0.70	0.72	0.76	0.72	0.90	0.71	0.68
mediummean	0.86	1.85	0.87	1.97	0.82	1.86	0.81	1.92	0.88	0.63
harddense	0.19	0.40	0.20	0.40	0.24	0.55	0.25	0.65	0.48	0.58

B.4 Performance under Safe Data Scarcity

To quantify the robustness of B2R to the sparsity of safe data, we conducted a data ablation study. We retrained B2R on subsets of the filtered safe dataset, sampled at 5%, 20%, 50%, and 100% of the originally available safe trajectories. The results on four representative tasks are shown in Table 4.

Table 4: B2R performance under data scarcity, with a cost threshold $\kappa = 10$. Metrics report normalized R (\uparrow) and C (\downarrow), averaged over 20 episodes, and 3 seeds. **Bold** indicates safe agents (cost < 1); **Blue** highlights safe agents achieving the highest reward. The policy’s performance degrades gracefully, showing resilience even with only 20% of the safe data in many tasks.

Task	5%		20%		50%		100%	
	R \uparrow	C \downarrow	R \uparrow	C \downarrow	R \uparrow	C \downarrow	R \uparrow	C \downarrow
BallCircle	0.59	2.50	0.61	0.88	0.64	0.80	0.67	0.59
DroneCircle	0.37	2.37	0.44	0.78	0.53	0.26	0.57	0.34
easysparse	0.60	0.27	0.66	0.63	0.59	0.00	0.63	0.26
mediummean	0.35	0.33	0.43	2.57	0.42	0.09	0.75	0.06

The results demonstrate B2R’s robustness. Even with only 20% of the data, B2R maintains safe policies in BallCircle and DroneCircle. This resilience stems from our region-wide supervision, which creates a denser and more robust learning signal than boundary-focused methods, making our approach less sensitive to data scarcity.

B.5 Extension to Multiple Constraint Targets

The main body of our work focuses on a single, fixed safety threshold, as this setting mirrors many practical safety-critical applications where reliability under a specific constraint is paramount. However, the B2R framework is flexible and can be extended to handle multiple cost targets within a single model, avoiding the need for retraining for each new constraint.

The methodology for this multi-target extension is as follows:

1. **Multi-Target Data Preparation:** We define a set of target cost thresholds $K = \{k_1, k_2, \dots\}$. For each $k_i \in K$, we filter the original offline dataset to obtain a safe subset $\mathcal{D}_{\text{safe}, k_i}$.
2. **Per-Target CTG Realignment:** For every dataset $\mathcal{D}_{\text{safe}, k_i}$, we apply our CTG-realignment procedure using its specific threshold k_i . This yields a set of distinct realigned datasets.
3. **Unified Conditional Training:** We merge all realigned datasets into a single mixed set and train one conditional policy. At inference time, the desired cost threshold k_i is provided as an initial condition to the model.

We conducted an exploratory experiment to validate this approach. Table 5 compares the performance of a single B2R agent trained on a mixed dataset for thresholds $\{10, 20, 40\}$ against specialized agents trained for each single threshold.

The results show that a single multi-target B2R agent can achieve comparable performance to specialized agents across various thresholds. This confirms the promise of this extension, though a deeper investigation into the performance trade-offs remains a topic for future work.

Table 5: Performance comparison between a single multi-target B2R agent and specialized single-target agents. The multi-target agent is trained once on a mixed dataset and evaluated at different target thresholds (κ). Metrics report normalized R (\uparrow) and C (\downarrow), averaged over 20 episodes, and 3 seeds. **Bold** indicates safe agents (cost < 1); **Blue** highlights safe agents achieving the highest reward. The comparable performance demonstrates the feasibility of extending B2R to handle multiple constraints without retraining.

Task	κ	Multi-Target		Single-Target	
		R \uparrow	C \downarrow	R \uparrow	C \downarrow
easysparse	10	0.70	0.48	0.63	0.26
	20	0.81	1.12	0.80	1.08
	40	0.86	0.70	0.89	0.81
BallCircle	10	0.68	0.90	0.65	0.81
	20	0.71	0.76	0.70	0.79
	40	0.73	0.39	0.65	0.16
AntVelocity	10	1.00	0.73	0.98	0.45
	20	1.00	0.53	0.99	0.46
	40	0.99	0.32	1.00	0.34

B.6 Comparison with FISOR under Stringent Cost Limits

To specifically evaluate B2R’s performance in scenarios with sparse safe data resulting from stringent cost constraints (a "FISOR-style setup"), we conducted a head-to-head comparison with FISOR. Following the protocol from the original FISOR paper, we used tight cost thresholds of $\kappa = 10$ for Safety-Gymnasium tasks and $\kappa = 5$ for others, which are stricter than our main experiments.

The results in Table 6 show that B2R not only remains safe under these stringent conditions but also consistently achieves significantly higher rewards. This suggests that while FISOR’s hard-constraint approach can be overly conservative, B2R’s region-wide supervision allows it to learn a more effective policy that better balances safety and performance, even when safe data is sparse.

Table 6: Comparison of B2R and FISOR under stringent, low cost-limits. **Bold** indicates safe agents (cost < 1); **Blue** highlights safe agents achieving the highest reward. B2R consistently achieves higher rewards while maintaining robust safety, demonstrating a better safety-performance balance than the more conservative FISOR approach in these settings.

Task	B2R		FISOR	
	R↑	C↓	R↑	C↓
BallCircle	0.60	0.98	0.34	0.00
DroneCircle	0.53	0.58	0.48	0.00
easyparse	0.60	0.00	0.38	0.53
medmean	0.74	0.08	0.39	0.08
harddense	0.42	0.14	0.30	0.34
AntVelocity	0.97	0.99	0.89	0.00

C Implementation Details

C.1 Inference Algorithm

The following Algorithm 2 provides the pseudocode for the specific implementation of the B2R framework during the inference phase. In this phase, the trained policy is used to make decisions based on the input environment states, while ensuring that safety constraints are respected throughout the process. The goal of this inference phase is to generate a sequence of actions by generating from the trained policy, leveraging both reward and cost information accumulated from past decisions. The process follows a step-by-step approach:

Algorithm 2 Inference with Boundary-to-Region Framework

Require: Trained policy π_θ , constraint threshold κ , target return R_0 , initial state s_0

Ensure: Generated trajectory $\tau = \{(s_t, a_t, r_t, c_t)\}_{t=0}^H$

- 1: Initialize: $\hat{R}_0 \leftarrow R_0$, $\hat{C}_0 \leftarrow \kappa$, $s_0 \leftarrow \text{env.reset}()$, $a_{<0} \leftarrow \emptyset$
 - 2: **for** $t = 0$ to H **do**
 - 3: Construct tokenized context:

$$o_t = [\hat{R}_{t-K:t}, \hat{C}_{t-K:t}, s_{t-K:t}, a_{t-K:t-1}]$$
 - 4: Predict action: $a_t \sim \pi_\theta(\cdot \mid o_t)$
 - 5: Execute a_t in environment: $s_{t+1}, r_t, c_t, \text{done} \leftarrow \text{env.step}(a_t)$
 - 6: Update cost and return: $\hat{R}_{t+1} \leftarrow \hat{R}_t - r_t$, $\hat{C}_{t+1} \leftarrow \hat{C}_t - c_t$
 - 7: **if** done **then**
 - 8: **break**
 - 9: **end if**
 - 10: **end for**
 - 11: **return** $\tau = \{(s_t, a_t, r_t, c_t)\}_{t=0}^{t_{\text{final}}}$
-

C.2 Training Environment

Our experiments utilize the DSRL benchmark [25], which consists of 38 diverse sequential decision-making tasks covering robotic control, navigation, and autonomous driving. These tasks are specifically chosen to challenge agents in a variety of realistic, safety-critical environments. They are drawn from several well-established benchmarks that aim to push the limits of reinforcement learning in both safety and performance. These benchmarks include:

SafetyGymnasium [29]: A suite of Mujoco-based environments designed for safe reinforcement learning, featuring diverse tasks (Goal, Button, Push, Circle) with adjustable difficulty levels and various safety constraints.

BulletSafetyGym [11]: Built on the PyBullet physics engine, this benchmark extends SafetyGymnasium with additional agents (Ball, Car, Drone, Ant) and shorter episode horizons.

MetaDrive [22]: A self-driving simulator based on the Panda3D game engine, providing complex road conditions and dynamic traffic interactions to evaluate safe RL in realistic driving scenarios.

C.3 Evaluation Metrics

We evaluate the performance of B2R using the metrics from the DRSL to ensure fair comparisons across different tasks. For tasks within MetaDrive and BulletSafetyGym, we set the cost thresholds to 10, 20, and 40, ensuring a balanced trade-off between performance and constraint adherence. In contrast, for environments in SafetyGymnasium, the cost thresholds are higher, specifically 20, 40, and 80, to account for the different cost dynamics and safety requirements in these settings.

Normalized Reward The normalized reward measures policy performance and is computed as:

$$R_{\text{normalized}} = \frac{R_{\pi} - r_{\min}(\mathcal{M})}{r_{\max}(\mathcal{M}) - r_{\min}(\mathcal{M})} \times 100, \quad (42)$$

where R_{π} is the evaluated reward return, and $r_{\max}(\mathcal{M})$ and $r_{\min}(\mathcal{M})$ are the empirical maximum and minimum rewards for task \mathcal{M} .

Normalized Cost The normalized cost is defined as:

$$C_{\text{normalized}} = \frac{C_{\pi} + \epsilon}{\kappa + \epsilon}, \quad (43)$$

where C_{π} is the evaluated cost return, κ is the target threshold, and ϵ is a small positive number ensuring numerical stability.

C.4 Baseline Methods

To ensure a comprehensive evaluation, we compare our approach against several state-of-the-art offline safe reinforcement learning algorithms. These baselines encompass a range of methodologies, including behavior cloning, sequential modeling, distribution correction, and Lagrangian-based approaches. Some results are directly obtained from the DSRL benchmark, while others are reproduced using their official implementations.

- **BC-All / BC-Safe:** Behavior Cloning (BC) serves as a fundamental baseline by training policies to mimic expert demonstrations. BC-All utilizes the entire dataset, whereas BC-Safe exclusively uses safe trajectories to ensure policy compliance with constraints.
- **CDT (Conditional Decision Transformer)** [26]: A Decision Transformer-based approach that incorporates safety constraints by conditioning on cost-related tokens, allowing the model to learn safe policies in an autoregressive manner.
- **BCQ-Lag** [8]: A Lagrangian-based extension of BCQ that penalizes unsafe actions while optimizing for reward. The Lagrangian multiplier dynamically adjusts to enforce safety constraints.
- **CPQ (Constraint-Penalized Q-learning)** [34]: Treats out-of-distribution actions as unsafe and penalizes them by modifying the Q-value function, preventing policy optimization on unsafe state-action pairs.
- **COptiDICE** [19]: A distribution correction estimation (DICE)-based offline safe RL method that extends OptiDICE [18], explicitly enforcing cost constraints while optimizing policy performance.
- **TraC (Trajectory-Constrained RL)** [10]: A trajectory-based approach that incorporates cost-awareness into safe RL by guiding the policy learning process with explicit constraints.

C.5 Hyperparameter Settings

All models are trained for **20 epochs**, each consisting of **5000 gradient steps**, totaling **100,000 training steps**. To evaluate robustness, we use **three random seeds** for all experiments. Environment-specific cost thresholds are listed in Table 7, along with other key hyperparameters.

Table 7: Hyperparameter settings for B2R experiments.

Category	Hyperparameter	Value
Optimizer	Optimizer Type	Lamb
	Learning Rate	0.0001
	Batch Size	2048
	Gradient Clipping	0.25
Training Strategy	Steps per Epoch	5000
	Total Epochs	20
	Early Stopping	Reward stagnation
Transformer Model	Hidden Dimension	128
	Attention Heads	8
	Transformer Layers	3
	Dropout	0.1
Environment-Specific Settings	Context Length (MetaDrive)	3
	Context Length (Others)	10

C.6 Computing resources.

The experiments are conducted on a Linux-based server equipped with an Intel Core i9-14900K 32-Core Processor, one NVIDIA GeForce RTX 4070 GPU, and 64 GB of RAM. The implementation is based on PyTorch (v1.13.1) with CUDA 12.4. Training is performed for 100K steps, with gradient updates running on a single GPU. The total training time per task averages approximately 2 hours, which is comparable to CDT, another Transformer-based method. Evaluation is conducted separately on CPU/GPU to ensure efficiency.

NeurIPS Paper Checklist

1. Claims

Question: Do the main claims made in the abstract and introduction accurately reflect the paper's contributions and scope?

Answer: [\[Yes\]](#)

Justification: As shown in Abstract and Introduction, we present our main claims and outline the paper's contributions and scope.

Guidelines:

- The answer NA means that the abstract and introduction do not include the claims made in the paper.
- The abstract and/or introduction should clearly state the claims made, including the contributions made in the paper and important assumptions and limitations. A No or NA answer to this question will not be perceived well by the reviewers.
- The claims made should match theoretical and experimental results, and reflect how much the results can be expected to generalize to other settings.
- It is fine to include aspirational goals as motivation as long as it is clear that these goals are not attained by the paper.

2. Limitations

Question: Does the paper discuss the limitations of the work performed by the authors?

Answer: [\[Yes\]](#)

Justification: We have discussed the limitations of our work in Section 6.

Guidelines:

- The answer NA means that the paper has no limitation while the answer No means that the paper has limitations, but those are not discussed in the paper.
- The authors are encouraged to create a separate "Limitations" section in their paper.
- The paper should point out any strong assumptions and how robust the results are to violations of these assumptions (e.g., independence assumptions, noiseless settings, model well-specification, asymptotic approximations only holding locally). The authors should reflect on how these assumptions might be violated in practice and what the implications would be.
- The authors should reflect on the scope of the claims made, e.g., if the approach was only tested on a few datasets or with a few runs. In general, empirical results often depend on implicit assumptions, which should be articulated.
- The authors should reflect on the factors that influence the performance of the approach. For example, a facial recognition algorithm may perform poorly when image resolution is low or images are taken in low lighting. Or a speech-to-text system might not be used reliably to provide closed captions for online lectures because it fails to handle technical jargon.
- The authors should discuss the computational efficiency of the proposed algorithms and how they scale with dataset size.
- If applicable, the authors should discuss possible limitations of their approach to address problems of privacy and fairness.
- While the authors might fear that complete honesty about limitations might be used by reviewers as grounds for rejection, a worse outcome might be that reviewers discover limitations that aren't acknowledged in the paper. The authors should use their best judgment and recognize that individual actions in favor of transparency play an important role in developing norms that preserve the integrity of the community. Reviewers will be specifically instructed to not penalize honesty concerning limitations.

3. Theory assumptions and proofs

Question: For each theoretical result, does the paper provide the full set of assumptions and a complete (and correct) proof?

Answer: [\[Yes\]](#)

Justification: We present a simplified theoretical framework in Section 4.3, while the complete proofs are provided in Appendix A.1.

Guidelines:

- The answer NA means that the paper does not include theoretical results.
- All the theorems, formulas, and proofs in the paper should be numbered and cross-referenced.
- All assumptions should be clearly stated or referenced in the statement of any theorems.
- The proofs can either appear in the main paper or the supplemental material, but if they appear in the supplemental material, the authors are encouraged to provide a short proof sketch to provide intuition.
- Inversely, any informal proof provided in the core of the paper should be complemented by formal proofs provided in appendix or supplemental material.
- Theorems and Lemmas that the proof relies upon should be properly referenced.

4. Experimental result reproducibility

Question: Does the paper fully disclose all the information needed to reproduce the main experimental results of the paper to the extent that it affects the main claims and/or conclusions of the paper (regardless of whether the code and data are provided or not)?

Answer: [\[Yes\]](#)

Justification: We provide a detailed description of our algorithm in Algorithm 1, and elaborate on the experimental settings in Table 7.

Guidelines:

- The answer NA means that the paper does not include experiments.
- If the paper includes experiments, a No answer to this question will not be perceived well by the reviewers: Making the paper reproducible is important, regardless of whether the code and data are provided or not.
- If the contribution is a dataset and/or model, the authors should describe the steps taken to make their results reproducible or verifiable.
- Depending on the contribution, reproducibility can be accomplished in various ways. For example, if the contribution is a novel architecture, describing the architecture fully might suffice, or if the contribution is a specific model and empirical evaluation, it may be necessary to either make it possible for others to replicate the model with the same dataset, or provide access to the model. In general, releasing code and data is often one good way to accomplish this, but reproducibility can also be provided via detailed instructions for how to replicate the results, access to a hosted model (e.g., in the case of a large language model), releasing of a model checkpoint, or other means that are appropriate to the research performed.
- While NeurIPS does not require releasing code, the conference does require all submissions to provide some reasonable avenue for reproducibility, which may depend on the nature of the contribution. For example
- If the contribution is primarily a new algorithm, the paper should make it clear how to reproduce that algorithm.
- If the contribution is primarily a new model architecture, the paper should describe the architecture clearly and fully.
- If the contribution is a new model (e.g., a large language model), then there should either be a way to access this model for reproducing the results or a way to reproduce the model (e.g., with an open-source dataset or instructions for how to construct the dataset).
- We recognize that reproducibility may be tricky in some cases, in which case authors are welcome to describe the particular way they provide for reproducibility. In the case of closed-source models, it may be that access to the model is limited in some way (e.g., to registered users), but it should be possible for other researchers to have some path to reproducing or verifying the results.

5. Open access to data and code

Question: Does the paper provide open access to the data and code, with sufficient instructions to faithfully reproduce the main experimental results, as described in supplemental material?

Answer: [Yes]

Justification: We have uploaded the complete code and documentation for the main experiments in the supplementary materials.

Guidelines:

- The answer NA means that paper does not include experiments requiring code.
- Please see the NeurIPS code and data submission guidelines (<https://nips.cc/public/guides/CodeSubmissionPolicy>) for more details.
- While we encourage the release of code and data, we understand that this might not be possible, so “No” is an acceptable answer. Papers cannot be rejected simply for not including code, unless this is central to the contribution (e.g., for a new open-source benchmark).
- The instructions should contain the exact command and environment needed to run to reproduce the results. See the NeurIPS code and data submission guidelines (<https://nips.cc/public/guides/CodeSubmissionPolicy>) for more details.
- The authors should provide instructions on data access and preparation, including how to access the raw data, preprocessed data, intermediate data, and generated data, etc.
- The authors should provide scripts to reproduce all experimental results for the new proposed method and baselines. If only a subset of experiments are reproducible, they should state which ones are omitted from the script and why.
- At submission time, to preserve anonymity, the authors should release anonymized versions (if applicable).
- Providing as much information as possible in supplemental material (appended to the paper) is recommended, but including URLs to data and code is permitted.

6. Experimental setting/details

Question: Does the paper specify all the training and test details (e.g., data splits, hyperparameters, how they were chosen, type of optimizer, etc.) necessary to understand the results?

Answer: [Yes]

Justification: We provide a detailed description of our algorithm in Algorithm 1, and elaborate on the experimental settings in Table 7.

Guidelines:

- The answer NA means that the paper does not include experiments.
- The experimental setting should be presented in the core of the paper to a level of detail that is necessary to appreciate the results and make sense of them.
- The full details can be provided either with the code, in appendix, or as supplemental material.

7. Experiment statistical significance

Question: Does the paper report error bars suitably and correctly defined or other appropriate information about the statistical significance of the experiments?

Answer: [Yes]

Justification: We tested and showed the mean and std results with three different random seeds across almost all experiments.

Guidelines:

- The answer NA means that the paper does not include experiments.
- The authors should answer "Yes" if the results are accompanied by error bars, confidence intervals, or statistical significance tests, at least for the experiments that support the main claims of the paper.

- The factors of variability that the error bars are capturing should be clearly stated (for example, train/test split, initialization, random drawing of some parameter, or overall run with given experimental conditions).
- The method for calculating the error bars should be explained (closed form formula, call to a library function, bootstrap, etc.)
- The assumptions made should be given (e.g., Normally distributed errors).
- It should be clear whether the error bar is the standard deviation or the standard error of the mean.
- It is OK to report 1-sigma error bars, but one should state it. The authors should preferably report a 2-sigma error bar than state that they have a 96% CI, if the hypothesis of Normality of errors is not verified.
- For asymmetric distributions, the authors should be careful not to show in tables or figures symmetric error bars that would yield results that are out of range (e.g. negative error rates).
- If error bars are reported in tables or plots, The authors should explain in the text how they were calculated and reference the corresponding figures or tables in the text.

8. Experiments compute resources

Question: For each experiment, does the paper provide sufficient information on the computer resources (type of compute workers, memory, time of execution) needed to reproduce the experiments?

Answer: [Yes]

Justification: We provide detailed specifications of our computational resource usage in Appendix C.6.

Guidelines:

- The answer NA means that the paper does not include experiments.
- The paper should indicate the type of compute workers CPU or GPU, internal cluster, or cloud provider, including relevant memory and storage.
- The paper should provide the amount of compute required for each of the individual experimental runs as well as estimate the total compute.
- The paper should disclose whether the full research project required more compute than the experiments reported in the paper (e.g., preliminary or failed experiments that didn't make it into the paper).

9. Code of ethics

Question: Does the research conducted in the paper conform, in every respect, with the NeurIPS Code of Ethics <https://neurips.cc/public/EthicsGuidelines>?

Answer: [Yes]

Justification: We are convinced that we comply with NeurIPS Code of Ethics.

Guidelines:

- The answer NA means that the authors have not reviewed the NeurIPS Code of Ethics.
- If the authors answer No, they should explain the special circumstances that require a deviation from the Code of Ethics.
- The authors should make sure to preserve anonymity (e.g., if there is a special consideration due to laws or regulations in their jurisdiction).

10. Broader impacts

Question: Does the paper discuss both potential positive societal impacts and negative societal impacts of the work performed?

Answer: [NA]

Justification: This research carries minimal risk of being exploited for detrimental societal impacts.

Guidelines:

- The answer NA means that there is no societal impact of the work performed.

- If the authors answer NA or No, they should explain why their work has no societal impact or why the paper does not address societal impact.
- Examples of negative societal impacts include potential malicious or unintended uses (e.g., disinformation, generating fake profiles, surveillance), fairness considerations (e.g., deployment of technologies that could make decisions that unfairly impact specific groups), privacy considerations, and security considerations.
- The conference expects that many papers will be foundational research and not tied to particular applications, let alone deployments. However, if there is a direct path to any negative applications, the authors should point it out. For example, it is legitimate to point out that an improvement in the quality of generative models could be used to generate deepfakes for disinformation. On the other hand, it is not needed to point out that a generic algorithm for optimizing neural networks could enable people to train models that generate Deepfakes faster.
- The authors should consider possible harms that could arise when the technology is being used as intended and functioning correctly, harms that could arise when the technology is being used as intended but gives incorrect results, and harms following from (intentional or unintentional) misuse of the technology.
- If there are negative societal impacts, the authors could also discuss possible mitigation strategies (e.g., gated release of models, providing defenses in addition to attacks, mechanisms for monitoring misuse, mechanisms to monitor how a system learns from feedback over time, improving the efficiency and accessibility of ML).

11. Safeguards

Question: Does the paper describe safeguards that have been put in place for responsible release of data or models that have a high risk for misuse (e.g., pretrained language models, image generators, or scraped datasets)?

Answer: [NA]

Justification: This research carries minimal risk of being exploited for detrimental societal impacts.

Guidelines:

- The answer NA means that the paper poses no such risks.
- Released models that have a high risk for misuse or dual-use should be released with necessary safeguards to allow for controlled use of the model, for example by requiring that users adhere to usage guidelines or restrictions to access the model or implementing safety filters.
- Datasets that have been scraped from the Internet could pose safety risks. The authors should describe how they avoided releasing unsafe images.
- We recognize that providing effective safeguards is challenging, and many papers do not require this, but we encourage authors to take this into account and make a best faith effort.

12. Licenses for existing assets

Question: Are the creators or original owners of assets (e.g., code, data, models), used in the paper, properly credited and are the license and terms of use explicitly mentioned and properly respected?

Answer: [Yes]

Justification: We have properly cited all relevant source materials and obtained necessary permissions for any third-party resources used in this study.

Guidelines:

- The answer NA means that the paper does not use existing assets.
- The authors should cite the original paper that produced the code package or dataset.
- The authors should state which version of the asset is used and, if possible, include a URL.
- The name of the license (e.g., CC-BY 4.0) should be included for each asset.

- For scraped data from a particular source (e.g., website), the copyright and terms of service of that source should be provided.
- If assets are released, the license, copyright information, and terms of use in the package should be provided. For popular datasets, paperswithcode.com/datasets has curated licenses for some datasets. Their licensing guide can help determine the license of a dataset.
- For existing datasets that are re-packaged, both the original license and the license of the derived asset (if it has changed) should be provided.
- If this information is not available online, the authors are encouraged to reach out to the asset's creators.

13. **New assets**

Question: Are new assets introduced in the paper well documented and is the documentation provided alongside the assets?

Answer: [\[Yes\]](#)

Justification: We have included comprehensive documentation with the submitted code repository.

Guidelines:

- The answer NA means that the paper does not release new assets.
- Researchers should communicate the details of the dataset/code/model as part of their submissions via structured templates. This includes details about training, license, limitations, etc.
- The paper should discuss whether and how consent was obtained from people whose asset is used.
- At submission time, remember to anonymize your assets (if applicable). You can either create an anonymized URL or include an anonymized zip file.

14. **Crowdsourcing and research with human subjects**

Question: For crowdsourcing experiments and research with human subjects, does the paper include the full text of instructions given to participants and screenshots, if applicable, as well as details about compensation (if any)?

Answer: [\[NA\]](#)

Justification: This study does not involve any human subject research.

Guidelines:

- The answer NA means that the paper does not involve crowdsourcing nor research with human subjects.
- Including this information in the supplemental material is fine, but if the main contribution of the paper involves human subjects, then as much detail as possible should be included in the main paper.
- According to the NeurIPS Code of Ethics, workers involved in data collection, curation, or other labor should be paid at least the minimum wage in the country of the data collector.

15. **Institutional review board (IRB) approvals or equivalent for research with human subjects**

Question: Does the paper describe potential risks incurred by study participants, whether such risks were disclosed to the subjects, and whether Institutional Review Board (IRB) approvals (or an equivalent approval/review based on the requirements of your country or institution) were obtained?

Answer: [\[NA\]](#)

Justification: This study does not involve any human subject research.

Guidelines:

- The answer NA means that the paper does not involve crowdsourcing nor research with human subjects.

- Depending on the country in which research is conducted, IRB approval (or equivalent) may be required for any human subjects research. If you obtained IRB approval, you should clearly state this in the paper.
- We recognize that the procedures for this may vary significantly between institutions and locations, and we expect authors to adhere to the NeurIPS Code of Ethics and the guidelines for their institution.
- For initial submissions, do not include any information that would break anonymity (if applicable), such as the institution conducting the review.

16. **Declaration of LLM usage**

Question: Does the paper describe the usage of LLMs if it is an important, original, or non-standard component of the core methods in this research? Note that if the LLM is used only for writing, editing, or formatting purposes and does not impact the core methodology, scientific rigorousness, or originality of the research, declaration is not required.

Answer: [NA]

Justification: This study is entirely unrelated to prompt engineering.

Guidelines:

- The answer NA means that the core method development in this research does not involve LLMs as any important, original, or non-standard components.
- Please refer to our LLM policy (<https://neurips.cc/Conferences/2025/LLM>) for what should or should not be described.