

SELF-EVOLVING VISION-LANGUAGE MODELS FOR IMAGE QUALITY ASSESSMENT VIA VOTING AND RANKING

Wen Wen^{1*} Tianwu Zhi^{2*} Kanglong Fan¹ Yang Li² Xinge Peng²
 Yabin Zhang^{2†} Yiting Liao² Junlin Li² Li Zhang²
¹ City University of Hong Kong ²ByteDance Inc.

ABSTRACT

Improving vision-language models (VLMs) in the post-training stage typically relies on supervised fine-tuning or reinforcement learning, methods that necessitate costly, human-annotated data. While self-supervised techniques have proven effective for enhancing reasoning capabilities, their application to perceptual domains such as image quality assessment (IQA) remains largely unexplored. In this work, we introduce **EvoQuality**, a novel framework that enables a VLM to autonomously refine its quality perception capabilities without any ground-truth labels. EvoQuality adapts the principle of *self-consistency* to the ranking-based nature of IQA. It generates pseudo-labels by performing pairwise majority voting on the VLM’s own outputs to establish a consensus on relative quality. These pseudo-rankings are then formulated into a fidelity reward that guides the model’s iterative evolution through group relative policy optimization (GRPO). By iteratively leveraging its own predictions, EvoQuality progressively refines the VLM’s perceptual capability. Extensive experiments show that EvoQuality boosts the base VLM’s zero-shot performance by 31.8% on PLCC across diverse IQA benchmarks. Remarkably, despite being entirely self-supervised, EvoQuality achieves performance that is competitive with, or even surpasses, state-of-the-art supervised VLM-based IQA models, outperforming these models on 5 out of 7 IQA benchmarks. Furthermore, the framework demonstrates significant flexibility, allowing it to be stacked with pre-trained IQA models to bolster generalization on unseen datasets.

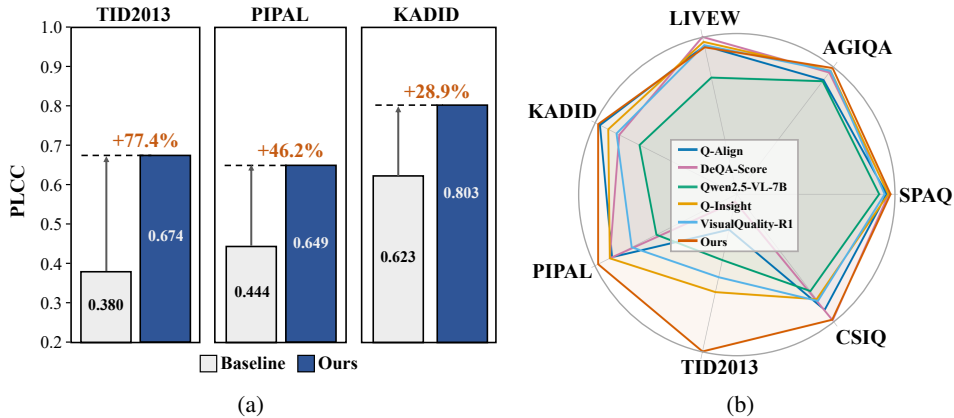


Figure 1: Without any ground truths, EvoQuality enables Qwen2.5-VL-7B to self-evolve its IQA capabilities, achieving (a) substantial performance improvements over the baseline and (b) superior or competitive results compared to supervised VLM-based models across multiple IQA benchmarks.

*Equal Contribution. Correspondence to Wen Wen (wwen29-c@my.cityu.edu.hk). † Project Lead.

1 INTRODUCTION

Vision-language models (VLMs) have demonstrated remarkable progress across a wide spectrum of tasks, from high-level vision applications such as image captioning and visual reasoning (Liu et al., 2023; Zhu et al., 2023; Li et al., 2023b; Wei et al., 2023; Wang et al., 2024; Bai et al., 2025) to low-level tasks including image quality assessment (IQA) (Wu et al., 2024a;c). Despite these advances, VLMs often exhibit instability and inconsistency, even for identical inputs, due to variations in model architectures, decoding strategies, and task complexities. To address these limitations, post-training has become a critical step in improving reliability and accuracy for downstream tasks. Existing approaches are predominantly based on supervised fine-tuning (SFT) and reinforcement learning (RL) with verifiable rewards. For instance, recent work has shown that online RL methods such as GRPO (Shao et al., 2024), combined with task-specific verifiable rewards (Guo et al., 2025; Zhou et al., 2025; Meng et al., 2025; Deng et al., 2025; Li et al., 2025b; Wu et al., 2025), can substantially enhance the reasoning capabilities of both large language models (LLMs) and VLMs.

Motivated by the increasing scale and capability of foundation models (Zhang et al., 2026), recent work has turned toward self-supervised post-training strategies that exploit the internal model outputs without reliance on ground-truth annotations. A prominent example is *self-consistency* (Wang et al., 2022), which leverages the “wisdom of the crowd” effect within the model itself. Instead of relying on a single prediction, self-consistency guides the model to generate multiple diverse reasoning traces for the same problem. The final answer is determined by aggregating these outputs, often through majority voting. The underlying intuition is that correct solutions are likely to emerge consistently across diverse reasoning paths, whereas incorrect ones are more sporadic. This paradigm has shown notable effectiveness: TTRL (Zuo et al., 2025) employs majority voting to improve mathematical reasoning in LLMs, MM-UPT (Wei et al., 2025) adapts it to VLMs for geometric problem-solving, and Fu et al. (2025) demonstrates entropy-based weighted voting to further balance accuracy and efficiency. Collectively, these advances highlight the potential of combining online RL with self-rewarding, enabling models to refine themselves without human supervision.

IQA aims to estimate perceptual image quality in alignment with human judgment. However, obtaining ground-truth labels is prohibitively costly, as it requires large-scale subjective studies. While some prior approaches (Gu et al., 2019) have employed off-the-shelf full-reference metrics (Wang et al., 2004; Zhang et al., 2014) to generate pseudo-labels, these methods are inherently restricted to synthetic datasets and their performance remains bounded by the capabilities of the selected metric. As a result, existing IQA datasets are limited in scale and diversity, constraining the generalization ability of supervised models and underscoring the need for self-supervised training paradigms. Nevertheless, extending self-evolving approaches to IQA poses unique challenges. Unlike discrete reasoning tasks, IQA is inherently continuous and subjective: there is no absolute correct score; instead, reliable evaluation relies on relative comparisons across images. This makes the design of effective self-supervision signals non-trivial. Recognizing this characteristic, recent IQA methods have incorporated learning-to-rank strategies, demonstrating strong performance (Zhang et al., 2021; Zhu et al., 2024; You et al., 2025; Wu et al., 2025). Therefore, adapting self-consistency to IQA requires addressing both how to aggregate votes and how to establish robust relative rankings.

In this paper, we present **EvoQuality**, a fully self-supervised framework that enables VLMs to progressively evolve their understanding of image quality via self-consistent voting and ranking. The framework operates in two stages. In the offline stage, the VLM performs pairwise comparisons and applies majority voting to produce high-confidence pseudo-labels that capture relative quality. In the online stage, these pseudo-rankings are transformed into fidelity rewards, which guide model updates through group relative policy optimization (GRPO). This iterative process can be repeated and allows the VLM to continuously improve its perceptual capabilities without reliance on human annotations. Extensive experiments show that EvoQuality significantly advances the base VLM’s zero-shot capabilities, improving performance by 31.8% on PLCC across diverse IQA benchmarks covering authentic, synthetic, and AI-generated distortions. Crucially, without access to any ground-truth labels, EvoQuality achieves performance that surpasses state-of-the-art supervised VLM-based IQA models. By validating the efficacy of a self-consistency, voting and ranking paradigm, EvoQuality establishes a new and scalable approach for building robust IQA models, paving the way for reliable quality assessment in domains where human annotations are scarce or entirely unavailable.

2 RELATED WORK

2.1 SELF-EVOLVING METHODS

Large language models (LLMs) often rely on alignment techniques, such as reinforcement learning from human feedback (RLHF) (Ouyang et al., 2022), to improve their performance. However, the high cost and scalability limitations of human annotation have led to the development of self-evolving methods, which allow models to autonomously enhance their capabilities using unlabeled data. A central approach within this framework is to derive rewards from the model’s own outputs. One notable method is based on consensus and self-consistency (Wang et al., 2022), where the model generates multiple candidate solutions for a given task, and the agreement between these solutions serves as a pseudo-reward. This approach has been successfully applied to enhance the reasoning abilities of LLMs in domains such as mathematics and code generation, with methods like TTRL (Zuo et al., 2025), MM-UPT (Wei et al., 2025), and SRT (Shafayat et al., 2025). Specifically, MM-UPT further strengthens a model’s math and geometry abilities by generating synthetic geometry problems. Alternative approaches involve using a powerful model as an automated judge (Pang et al., 2024) or leveraging the model’s internal states, such as confidence scores (Zhao et al., 2026; Li et al., 2025a) or the entropy of its output distribution (Zhang et al., 2025). Recently, DeepConf (Fu et al., 2025) has leveraged the entropy of tokens to enhance reasoning efficiency and improve performance at test time.

2.2 IMAGE QUALITY MODELS

Regression-based models. The conventional approach to NR-IQA has been regression, where the goal is to predict an absolute quality score for a given image. Early methods relied on hand-crafted features derived from natural scene statistics (Mittal et al., 2012a;b) or distortion-specific cues. The paradigm later shifted to deep learning, where end-to-end neural networks were trained to map image pixels directly to a quality score (Kang et al., 2014; Talebi & Milanfar, 2018; Ke et al., 2021; Yang et al., 2022). This regression framework has recently been extended to VLMs. For instance, methods like Q-Align (Wu et al., 2024b) treat IQA as an ordinal task, training the VLM to generate tokens representing distinct quality levels which are subsequently converted to numerical scores, while others like Q-Insight (Li et al., 2025b) pursue direct score regression. However, regression-based models often exhibit limited generalization and require complex perceptual scale realignment when trained on multiple datasets with different rating scales (Mikhailiuk et al., 2021).

Ranking-based models. To overcome the limitations of absolute scoring, ranking-based models reframe IQA as a relative task, positing that comparative judgments are more robust and consistent with human perception. This paradigm was pioneered by adapting learning-to-rank algorithms like RankNet (Burgess et al., 2005), RRLRIQA (Gu et al., 2019), and psychometric models like the Thurstone model (Thurstone, 1927) to the IQA problem (Ma et al., 2017). By training on pairs of images, these models learn to predict which image has better quality. The fidelity loss, in particular, has been shown to be highly effective for this task (Tsai et al., 2007; Zhang et al., 2021). Recently, this ranking philosophy has been successfully applied to VLMs, leading to models such as Compare2Score (Zhu et al., 2024), DeQA-Score (You et al., 2025), and VisualQuality-R1 (Wu et al., 2025), which leverage the rich representations of VLMs for relative quality assessment. Our proposed method, EvoQuality, builds upon this powerful ranking paradigm. Moreover, it takes a significant step forward by eliminating the dependency on human-annotated labels, instead enabling the model to autonomously evolve its understanding of relative quality through a self-supervised voting and reward mechanism.

3 EVOLVING IMAGE QUALITY ASSESSMENT

This section details the design of EvoQuality, the self-evolving IQA framework, as shown in Figure 2. Inspired by self-consistency and the inherently “relative” nature of IQA, our method combines pairwise majority voting with ranking to provide a paradigm specifically tailored for IQA tasks. The core of EvoQuality is an iterative, two-step loop: 1) an offline stage where a VLM generates pseudo-ranking labels through pairwise voting, and 2) an online stage where the VLM’s policy is updated

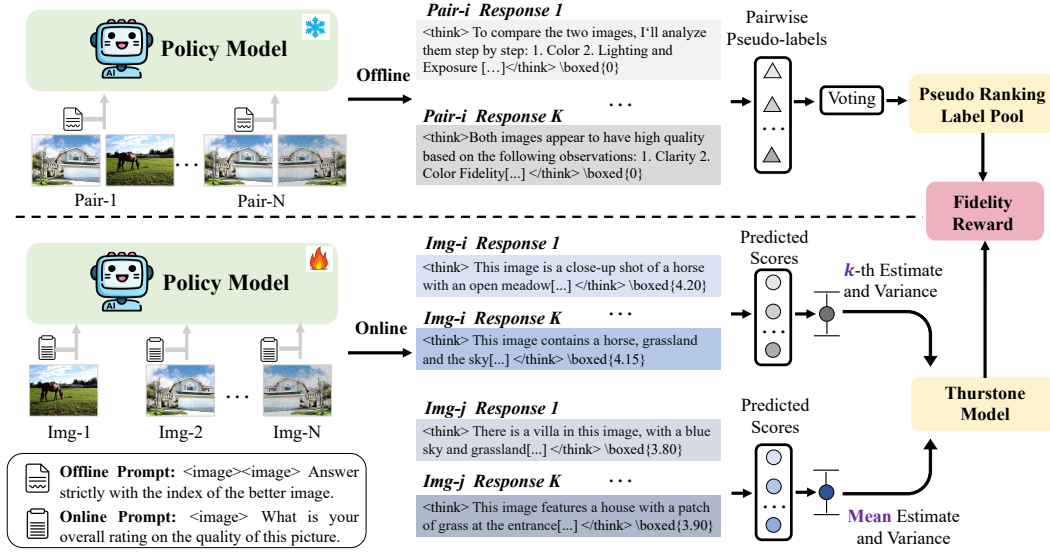


Figure 2: System diagram of the proposed self-evolving IQA framework EvoQuality. Each iteration operates in two stages. In the offline stage, the VLM generates pseudo-ranking labels for unlabeled image pairs via pairwise majority voting. In the subsequent online stage, the VLM’s policy is updated via GRPO (Shao et al., 2024) using a fidelity reward derived from these pseudo-labels. This iterative loop enables the VLM to self-evolve its understanding of image quality.

using these self-generated labels as a reward signal. This loop allows the model to progressively refine its perceptual judgment.

3.1 OFFLINE PSEUDO-LABEL GENERATION VIA PAIRWISE MAJORITY VOTING

The offline stage in each evolution cycle is to generate a reliable supervisory signal from a batch of unlabeled images $\{x_1, x_2, \dots, x_N\}$. Using the current VLM policy π_θ and a comparative prompt c_{compare} (see Table 1), we perform pairwise comparisons on a set of random selected image pairs $\mathcal{P} = \{(x_i, x_j), \dots\}$. To ensure self-consistency, we query the policy $\pi_\theta(\cdot | c_{\text{compare}}, x_i, x_j)$ K times for each pair and determine the preference by majority voting. Besides, to mitigate positional bias in prompts, we randomly permute the order of image pairs.

Table 1: Structured prompt c_{compare} for offline pairwise voting and prompt c_{score} for online score generation, together with the reasoning suffix.

c_{compare} : <image><image> You are performing an image quality assessment task. Compare the two images and decide which one has better perceptual quality. Answer strictly with the index of the better image: 0 if the first image is better, or 1 if the second image is better.

c_{score} : <image> You are doing the image quality assessment task. Here is the question: What is your overall rating on the quality of this picture? The rating should be a float between 1 and 5, rounded to two decimal places, with 1 representing very poor quality and 5 representing excellent quality.

Suffix: You FIRST think about the reasoning process as an internal monologue and then provide the final answer. The reasoning process MUST BE enclosed within <think> </think> tags. The final answer MUST BE put in boxed{ }.

Unlike methods that aggregate votes into continuous quality scores, we directly record the outcome of each comparison. This process yields a set of high-confidence pairwise pseudo-labels, denoted as $p^*(x_i, x_j)$ for each pair $(x_i, x_j) \in \mathcal{P}$. The value is set to $p^*(x_i, x_j) = 1$ if image x_i is determined

Algorithm 1 EvoQuality

Input: Unlabeled image pairs $\mathcal{P} = \{(x_i, x_j), \dots\}$ from unlabeled images $\{x_1, x_2, \dots, x_N\}$, current VLM policy π_θ , reference VLM policy π_{ref} , voting budget K , number of batches M , batch size B , maximum round T ;

Output: Updated VLM policy π_θ^\dagger ;

```

1: for all  $t \leftarrow 1$  to  $T$  do
2:   for all image pair  $(x_i, x_j)$  in  $\mathcal{P}$  do ▷ Offline Stage
3:     Query  $\pi_\theta(\cdot | c_{\text{compare}}, x_i, x_j)$   $K$  times
4:     Perform majority voting to generate pseudo preference  $p^*(x_i, x_j)$  (Eq. 1)
5:   end for
6:   Sample  $M$  batch inputs  $\mathcal{B} \subseteq \mathcal{P}$ , where  $|\mathcal{B}_m| = B$  ▷ Online Stage
7:   for all  $m \leftarrow 1$  to  $M$  do
8:     for all image pairs  $(x_i, x_j)$  in batch  $\mathcal{B}_m$  do
9:       Query  $\pi_\theta(\cdot | c_{\text{score}}, x_i)$  and  $\pi_\theta(\cdot | c_{\text{score}}, x_j)$   $K$  times
10:      Compute the fidelity reward  $r_k(x_i)$  with pseudo labels  $\{p^*(x_i, x_j)\}_{j \in \mathcal{P}_i}$  (Eq. 3)
11:      Swap the position of  $x_i$  and  $x_j$  to compute the fidelity reward  $r_k(x_j)$  (Eq. 3)
12:      Compute relative advantages  $\{a_k(x_i)\}_{k=1}^K$  and  $\{a_k(x_j)\}_{k=1}^K$  from the rewards (Eq. 4)
13:      Update policy  $\pi_\theta$  using the objective  $\ell(\theta, \pi_{\text{ref}})$  (Eq. 5)
14:    end for
15:  end for
16: end for

```

to be better, $p^*(x_i, x_j) = 0$ if x_j is better, and $p^*(x_i, x_j) = 0.5$ for a tie:

$$p^*(x, y) = \begin{cases} 1 & \text{if } K_x > K_y \\ 0.5 & \text{if } K_x = K_y \\ 0 & \text{if } K_x < K_y \end{cases}, \quad (1)$$

where K_x is the total count of votes for image x being better, and K_y is the total count of votes for image y being better. This set of definitive pairwise outcomes, derived purely from the model’s internal consensus, completely replaces the need for external human mean opinion score (MOS) labels and serves as the “ground truths” for the subsequent online training stage.

3.2 ONLINE POLICY EVOLUTION WITH FIDELITY REWARDS

In the online stage, we fine-tune the VLM policy π_θ using the pseudo-labels generated during offline voting as the sole source of supervision. For each image x_i from the offline comparison, we use a direct estimation prompt c_{score} (Table 1). Using the policy from the previous iteration, $\pi_{\theta_{\text{old}}}(\cdot | c_{\text{score}}, x_i)$, we sample K reasoning trajectories and corresponding quality scores $\{o_k, q_k(x_i)\}_{k=1}^K$. The vector of scores is denoted $q(x_i) = [q_1(x_i), \dots, q_K(x_i)]^\top$.

Motivated by Thurstone model (Thurstone, 1927) and VisualQuality-R1 (Wu et al., 2025), we compute the model’s predicted comparative probability $p_k(x_i, x_j)$ for each of the pairs $(x_i, x_j) \in \mathcal{P}$ that were evaluated in the offline stage:

$$p_k(x_i, x_j) = \Phi \left(\frac{q_k(x_i) - \mu(q(x_j))}{\sqrt{\sigma^2(q(x_i)) + \sigma^2(q(x_j)) + \gamma}} \right), \quad (2)$$

where $\Phi(\cdot)$ is the standard Gaussian cumulative distribution function. $\mu(q(x_j))$ and $\sigma^2(q(x_j))$ represent the mean and variance of the quality predictions for x_j , respectively. γ is a small positive constant to avoid any potential division by zero.

The core of our self-supervised learning is the reward function $r_k(x_i)$. We adapt the fidelity measure by replacing any ground-truth preference with our pseudo-label preference $p^*(x_i, x_j)$ from Eq. 1. The reward is calculated only over the set of images $\mathcal{P}_i = \{x_j | (x_i, x_j) \in \mathcal{P}\}$ that were paired with

Table 2: PLCC and SRCC results of EvoQuality, reported together with percentage improvements (%) over the baseline model Qwen2.5-VL-7B. WAVG. means the weighted average result, with the weighting proportional to the number of images in each dataset.

Dataset	Qwen2.5-VL-7B		EvoQuality@Round1		EvoQuality@Round2	
	PLCC	SRCC	PLCC (Δ %)	SRCC (Δ %)	PLCC (Δ %)	SRCC (Δ %)
KONIQ	0.761	0.703	0.840(+10.4%)	0.794(+12.9%)	0.835(+ 9.7%)	0.791(+12.5%)
SPAQ	0.853	0.843	0.902 (+ 5.7%)	0.899 (+ 6.6%)	0.903 (+ 5.9%)	0.900 (+ 6.8%)
AGIQA	0.766	0.681	0.839 (+ 9.5%)	0.777(+14.1%)	0.831 (+ 8.5%)	0.771(+13.2%)
LIVEW	0.718	0.700	0.847(+18.0%)	0.814(+16.3%)	0.847(+18.0%)	0.813(+16.1%)
KADID	0.623	0.587	0.784(+25.8%)	0.782(+33.2%)	0.803(+28.9%)	0.807(+37.5%)
PIPAL	0.444	0.388	0.613(+38.1%)	0.545(+40.5%)	0.649(+46.2%)	0.583(+50.3%)
TID2013	0.380	0.363	0.624(+64.2%)	0.587(+61.7%)	0.674(+77.4%)	0.611(+68.3%)
CSIQ	0.717	0.656	0.827(+15.3%)	0.789(+20.3%)	0.865(+20.6%)	0.839(+27.9%)
WAVG.	0.615	0.570	0.751(+27.4%)	0.709(+29.6%)	0.770(+31.8%)	0.726(+33.7%)

x_i during the offline voting stage:

$$r_k(x_i) = \frac{1}{|\mathcal{P}_i|} \sum_{j \in \mathcal{P}_i} \left(\sqrt{p^*(x_i, x_j) p_k(x_i, x_j)} + \sqrt{(1 - p^*(x_i, x_j))(1 - p_k(x_i, x_j))} \right). \quad (3)$$

This reward signal provides precise guidance for the policy to align with its own aggregated judgments. We collect K fidelity rewards for x_i into the vector $r(x_i) = [r_1(x_i), \dots, r_K(x_i)]^\top$ and compute the relative advantage $a_k(x_i)$ by standardizing rewards within the group:

$$a_k(x_i) = \frac{r_k(x_i) - \mu(r(x_i))}{\sigma(r(x_i))}. \quad (4)$$

The policy update of $\pi_\theta(\cdot | c_{\text{score}}, x_i)$ follows the regularized GRPO:

$$\begin{aligned} \ell(\theta, \pi_{\text{ref}}) = & -\frac{1}{BK} \sum_{i=1}^B \sum_{k=1}^K \left(\min \left(\frac{\pi_\theta(o_k | c, x_i)}{\pi_{\theta_{\text{old}}}(o_k | c, x_i)} a_k(x_i), \text{clip} \left(\frac{\pi_\theta(o_k | c, x_i)}{\pi_{\theta_{\text{old}}}(o_k | c, x_i)}, 1 - \epsilon, 1 + \epsilon \right) a_k(x_i) \right) \right. \\ & \left. - \beta D_{\text{KL}}(\pi_\theta(o_k | c, x_i) \parallel \pi_{\text{ref}}(o_k | c, x_i)) \right), \end{aligned} \quad (5)$$

where B denotes the batch size during online training. The reference policy $\pi_{\text{ref}}(\cdot | c, x_i)$ is fixed, while $\pi_{\theta_{\text{old}}}(\cdot | c, x_i)$ is the policy from the previous iteration, used to sample K reasoning trajectories $o = \{o_k\}_{k=1}^K$. The KL divergence term is approximated as:

$$D_{\text{KL}}(\pi_\theta(o_k | c, x_i) \parallel \pi_{\text{ref}}(o_k | c, x_i)) \approx \frac{\pi_{\text{ref}}(o_k | c, x_i)}{\pi_\theta(o_k | c, x_i)} - \log \frac{\pi_{\text{ref}}(o_k | c, x_i)}{\pi_\theta(o_k | c, x_i)} - 1, \quad (6)$$

which constrains $\pi_\theta(\cdot | c, x_i)$ from diverging excessively from $\pi_{\text{ref}}(\cdot | c, x_i)$. The clipping threshold ϵ prevents unstable policy updates, while the coefficient β balances the reward-weighted likelihood and KL regularization terms.

The whole algorithm is shown in Algorithm 1. This two-stage loop allows the model to progressively strengthen its understanding of image quality by iteratively generating and learning from its own evolving consensus.

4 EXPERIMENT

4.1 EXPERIMENTAL SETUPS

Datasets. EvoQuality is trained exclusively on the KONIQ dataset (Hosu et al., 2020), augmented with synthetically generated distortions. Following (You et al., 2024), we create 10 distorted variants

Table 3: PLCC and SRCC results of NR-IQA models trained on KONIQ. The proposed EvoQuality and handcrafted ones DO NOT access the ground truths. The top-2 results are highlighted in **bold** and underline. WAVG. means the weighted average result across the out-of-distribution datasets.

Method	KONIQ	SPAQ	AGIQA	LIVEW	KADID	PIPAL	TID2013	CSIQ	WAVG.
PLCC									
<i>Handcrafted</i>									
NIQE	0.533	0.679	0.560	0.493	0.499	0.372	0.548	0.751	0.520
BRISQUE	0.225	0.490	0.541	0.361	0.442	0.412	0.337	0.749	0.449
<i>Discriminative Deep-Learning-based</i>									
NIMA	0.896	0.838	0.715	0.814	0.701	0.536	0.418	0.854	0.641
HyperIQA	0.917	0.791	0.702	0.772	0.555	0.511	0.169	0.816	0.560
DBCNN	0.884	0.812	0.730	0.773	0.562	0.469	0.008	0.682	0.521
CONTRIQUE	0.798	0.651	0.679	0.713	0.590	0.416	0.055	0.518	0.476
Re-IQA	0.870	0.197	0.578	0.671	0.451	0.354	0.047	0.529	0.361
MUSIQ	0.924	0.868	0.722	0.789	0.668	0.567	0.257	0.860	0.621
CLIP-IQA+	0.909	0.866	0.736	0.832	0.762	0.550	0.293	0.900	0.641
MANIQA	0.849	0.768	0.723	0.849	0.526	0.603	0.172	0.712	0.582
<i>VLM-based</i>									
Q-Align	0.941	0.886	0.772	0.853	0.795	0.600	0.282	0.814	0.663
DeQA-Score	0.953	0.895	0.809	0.891	0.711	0.608	0.192	0.868	0.652
Qwen2.5-VL-7B	0.703	0.853	0.766	0.718	0.623	0.444	0.380	0.717	0.598
Q-Insight	0.928	0.893	0.818	0.870	0.759	0.608	0.483	0.759	0.704
VisualQuality-R1	0.882	0.877	0.817	0.856	0.723	0.531	0.435	0.768	0.667
EvoQuality@Round1	0.840	0.902	0.839	0.847	0.784	0.613	0.624	0.827	0.740
EvoQuality@Round2	0.835	0.903	0.831	0.847	0.803	0.649	0.674	0.865	0.762
SRCC									
<i>Handcrafted</i>									
NIQE	0.530	0.664	0.533	0.449	0.430	0.120	0.110	0.645	0.349
BRISQUE	0.226	0.406	0.497	0.313	0.374	0.279	0.115	0.551	0.333
<i>Discriminative Deep-Learning-based</i>									
NIMA	0.859	0.856	0.654	0.771	0.693	0.486	0.422	0.844	0.616
HyperIQA	0.906	0.788	0.640	0.749	0.554	0.461	0.055	0.756	0.510
DBCNN	0.875	0.806	0.641	0.755	0.551	0.408	0.042	0.653	0.490
CONTRIQUE	0.754	0.632	0.606	0.676	0.437	0.341	0.069	0.318	0.411
Re-IQA	0.838	0.174	0.525	0.624	0.303	0.281	0.096	0.244	0.301
MUSIQ	0.929	0.863	0.630	0.830	0.650	0.535	0.248	0.815	0.592
CLIP-IQA+	0.895	0.864	0.685	0.805	0.756	0.499	0.309	0.890	0.618
MANIQA	0.834	0.758	0.636	0.832	0.488	0.551	0.116	0.675	0.534
<i>VLM-based</i>									
Q-Align	0.940	0.887	0.735	0.860	0.792	0.518	0.284	0.750	0.631
DeQA-Score	0.941	0.895	0.729	0.871	0.716	0.565	0.132	0.847	0.614
Qwen2.5-VL-7B	0.761	0.843	0.682	0.700	0.587	0.388	0.363	0.656	0.554
Q-Insight	0.909	0.891	0.760	0.839	0.762	0.534	0.468	0.714	0.667
VisualQuality-R1	0.852	0.878	0.760	0.827	0.719	0.486	0.388	0.707	0.631
EvoQuality@Round1	0.794	0.899	0.777	0.814	0.782	0.545	0.587	0.789	0.699
EvoQuality@Round2	0.791	0.900	0.771	0.813	0.807	0.583	0.611	0.839	0.719

of each original image by randomly sampling 10 out of 35 distortion types and 5 severity levels. To enforce a fully self-supervised setting, all ground truth information is discarded, including both the quality scores from KONIQ and the labels of distortion types and severities. Thus, EvoQuality treats the training corpus as an unlabeled image collection for its evolutionary process.

For evaluation, we conduct zero-shot testing on seven benchmarks: 1) authentic distortions: SPAQ (Fang et al., 2020), LIVEW (Ghadiyaram & Bovik, 2015); 2) AI-generated distortions: AG-IQA (Li et al., 2023a); 3) synthetic distortions: CSIQ (Larson & Chandler, 2010), TID2013 (Ponomarenko et al., 2015), KADID (Lin et al., 2019), and PIPAL (Gu et al., 2020).

Competing methods. We compare the zero-shot generalization performance of EvoQuality against a comprehensive suite of NR-IQA models, including: 1) traditional handcrafted methods, NIQE (Mittal et al., 2012b) and BRISQUE (Mittal et al., 2012a); 2) discriminative deep-learning-based models: NIMA (Talebi & Milanfar, 2018), HyperIQA (Su et al., 2020), DBCNN (Zhang et al., 2018), CONTRIQUE (Madhusudana et al., 2022), Re-IQA (Saha et al., 2023), MUSIQ (Ke et al., 2021), CLIP-IQA+ (Wang et al., 2023), and MANIQA (Yang et al., 2022); 3) VLM-based models: Q-Align (Wu et al., 2024b), DeQA-Score (You et al., 2025), Q-Insight (Li et al., 2025b) and

Table 4: PLCC and SRCC results of VLM-based models co-trained on KONIQ, SPAQ, and KADID datasets. The top-2 results are highlighted in **bold** and underline. WAVG. means the weighted average result across the out-of-distribution datasets.

Method	KONIQ	SPAQ	KADID	AGIQA	LIVEW	PIPAL	TID2013	CSIQ	WAVG.
PLCC	<i>in-distribution</i>			<i>out-of-distribution</i>					
Q-Align	<u>0.945</u>	<u>0.933</u>	0.977	0.788	<u>0.887</u>	0.603	0.684	<u>0.924</u>	0.714
DeQA-Score	0.957	0.938	<u>0.967</u>	0.808	0.900	0.597	0.806	0.940	0.748
VisualQuality-R1	0.915	0.902	<u>0.935</u>	0.815	0.869	0.606	0.703	0.899	<u>0.722</u>
EvoQuality	0.795	0.899	0.796	<u>0.822</u>	0.818	<u>0.645</u>	0.678	0.887	0.727
VQR1+EvoQuality	0.915	0.916	0.938	0.830	0.874	0.669	<u>0.772</u>	0.926	0.768
SRCC	<i>in-distribution</i>			<i>out-of-distribution</i>					
Q-Align	<u>0.938</u>	<u>0.931</u>	0.974	0.733	0.883	0.577	0.676	0.910	0.688
DeQA-Score	0.944	0.934	<u>0.965</u>	0.745	0.887	0.552	0.752	0.914	<u>0.700</u>
VisualQuality-R1	0.899	0.903	<u>0.931</u>	0.752	0.850	0.554	0.633	0.839	0.666
EvoQuality	0.731	0.897	0.785	<u>0.754</u>	0.785	<u>0.579</u>	0.667	0.848	0.678
VQ-R1+EvoQuality	0.899	0.917	0.936	0.779	0.851	0.610	<u>0.715</u>	0.885	0.716

VisualQuality-R1 (Wu et al., 2025), and the pre-trained Qwen2.5-VL-7B (Bai et al., 2025) which serves as our baseline.

Implementation details. We conduct EvoQuality in two iterations ($T = 2$): the first uses only authentic image pairs from KONIQ, while the second incorporates synthetically generated images, with pairs randomly sampled under the same reference. In the offline stage of each iteration, 20,000 image pairs are randomly constructed, and pseudo-labels are obtained by prompting Qwen2.5-VL-7B (Bai et al., 2025) with prompt c_{compare} in Table 1 to generate 32 responses ($K = 32$), followed by majority voting. In the online stage, the entire VLM is fine-tuned with GRPO (Shao et al., 2024), again generating 32 responses with prompt c_{score} in Table 1. Training employs AdamW (Loshchilov & Hutter, 2017) with an initial learning rate of 3×10^{-7} , a linear decay schedule, and balance coefficient $\beta = 0.05$. Experiments are conducted on eight NVIDIA A100 GPUs with a per-GPU batch size of four, requiring about twelve hours per epoch.

4.2 RESULTS

Significant improvement over the baseline. As shown in Table 2, EvoQuality delivers consistent and substantial improvements over the Qwen2.5-VL-7B baseline across all eight IQA benchmarks. After just a single evolutionary iteration (EvoQuality@Round1), the model achieves notable gains, with the weighted average PLCC and SRCC increasing by 27.4% and 29.6%, respectively. Moreover, the second iteration (EvoQuality@Round2) further improves the weighted average performance by 31.8% and 33.7%. These results confirm the effectiveness of the self-supervised voting and ranking in enhancing the perceptual judgment of the base VLM.

Superiority over supervised IQA models. A key strength of EvoQuality lies in its exceptional generalization across diverse datasets. Despite being trained exclusively on unlabeled images from the KONIQ dataset, the model demonstrates robust performance on seven unseen test sets, covering a wide spectrum of content and distortion types, as shown in Table 3.

First, on a weighted average across all benchmarks, our final model, EvoQuality@Round2, surpasses the leading supervised model, Q-Insight, by more than 0.05 on PLCC and SRCC. Second, this robustness is particularly evident on the challenging TID2013 dataset, where all learning-based methods struggle. EvoQuality achieves a PLCC score over 0.15 higher than the next-best performer NIQE. Third, EvoQuality shows notable gains on the AGIQA dataset, which contains AI-generated content. Unlike prior supervised models that fail to generalize to such novel content, our method achieves substantially superior performance, demonstrating its capacity to adapt to emerging image types. Furthermore, EvoQuality outperforms VisualQuality-R1, a method that leverages reinforcement learning with pairwise fidelity rewards from ground truths. As observed in Table 3, although EvoQuality does not match supervised VLM-based models on the in-domain KONIQ dataset, its superior cross-dataset performance indicates that the proposed self-evolving paradigm reduces overfitting and enhances generalization.

Table 5: PLCC performance comparison of EvoQuality and EvoEstimate across two evolutionary rounds. The best results are highlighted in **bold**. Δ indicates an improvement of at least 0.01 in the second round over the first.

Dataset	Round0	EvoQuality			EvoEstimate		
		Round1	Round2	Δ	Round1	Round2	Δ
KONIQ	0.761	0.840	0.835	✗	0.844	0.802	✗
SPAQ	0.853	0.902	0.903	✗	0.902	0.902	✗
AGIQA	0.766	0.839	0.831	✗	0.841	0.841	✗
LIVEW	0.718	0.847	0.847	✗	0.819	0.815	✗
KADID	0.623	0.784	0.803	✓	0.744	0.753	✗
PIPAL	0.444	0.613	0.649	✓	0.624	0.633	✗
TID2013	0.380	0.624	0.674	✓	0.552	0.550	✗
CSIQ	0.717	0.827	0.865	✓	0.843	0.840	✗
WAVG.	0.615	0.751	0.770	✓	0.738	0.736	✗

Progressive refinement with more iterations. As shown in Table 2, the second iteration (EvoQuality@Round2), which incorporates synthetic images, further boosts performance, raising the weighted average PLCC and SRCC improvements to 31.8% and 33.7% over the baseline. The largest second-round gains appear on datasets with synthetic distortions, such as TID2013 (PLCC rising from +64.2% to +77.4%) and PIPAL (PLCC rising from +38.1% to +46.2%). Crucially, although the performance gains on authentic datasets are marginal, the model maintains its previous standards and does not suffer from catastrophic forgetting. These results highlight that EvoQuality’s evolutionary process can progressively refine the model’s capacity to handle a wider spectrum of image distortions.

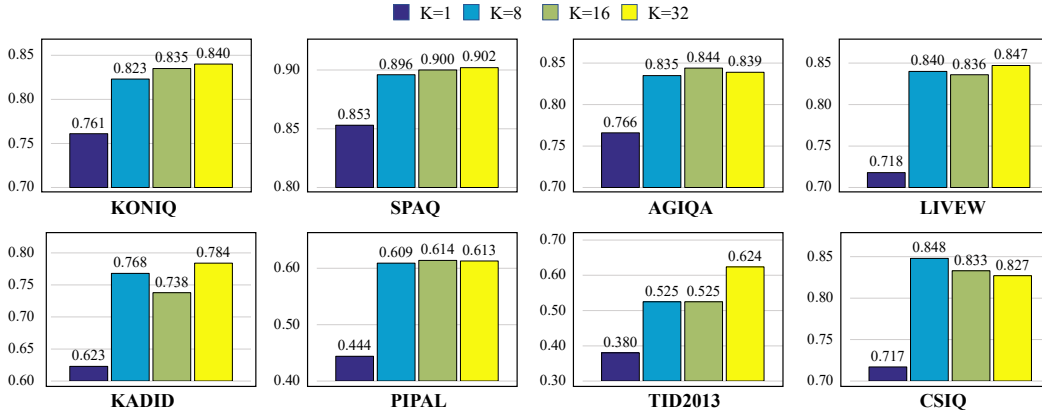
Enhanced sensitivity to synthetic distortions. EvoQuality demonstrates particularly strong performance on datasets with challenging synthetic distortions, outperforming other VLM-based models, as shown in Table 3. Since these ground truths are obtained under controlled double-stimulus settings, the results indicate that EvoQuality’s self-evolution by pairwise voting and ranking captures a more robust and generalizable model of perceptual quality. This confirms the effectiveness of learning relative preferences from self-generated signals for handling complex image degradations.

Augmenting pre-trained IQA models for unseen generalization. To further validate the flexibility of our framework, we conducted experiments following the multi-dataset co-training protocols of prior works (Wu et al., 2024b; You et al., 2025), utilizing the KONIQ, SPAQ, and KADID datasets, as shown in Table 4. While EvoQuality naturally trails supervised methods on in-distribution performance due to the absence of ground-truth labels, its primary advantage lies in its additive capability. EvoQuality can be applied not only to base VLMs but also to pre-trained, supervised IQA models. As demonstrated in Table 4, when using the pre-trained VisualQuality-R1 as the base model, EvoQuality further boosts out-of-distribution performance. This unique characteristic underscores the practical applicability of EvoQuality in real-world scenarios, where it can be employed to enhance the generalization of existing models to unseen domains.

4.3 ABLATIONS

Ablation on self-evolving variants. To validate our choice of a ranking-based framework, we introduce EvoEstimate, a variant of EvoQuality. Unlike the proposed framework, which learns from relative quality comparisons, EvoEstimate is designed to predict a direct, absolute quality score. EvoEstimate vote and generate the score directly in the offline stage using the prompt c_{score} . The multiple voting results are then average to calculate the pseudo estimations. In the online stage, EvoEstimate is trained with the pseudo labels using the rewards as Q-Insight (Li et al., 2025b), treated IQA as a direct regression task. All other settings remain the same with EvoQuality. The comparison results are shown in Table 5.

Although EvoEstimate is competitive on some authentic image datasets, EvoQuality demonstrates significantly stronger performance on benchmarks with synthetic distortion datasets. This suggests that learning from relative rankings provides a more robust signal for understanding complex image

Figure 3: PLCC results of EvoQuality with varying K candidate responses.

artifacts than regressing to an averaged pseudo-score. Furthermore, EvoQuality continues to improve in the second evolutionary round by 0.02 on PLCC, whereas EvoEstimate shows almost no progress. These results indicate that pairwise voting and ranking provides a more reliable learning signal and enables improvements, while direct regression limits further evolution.

Effect of candidate response K . To analyze the effect of the number of candidate responses used for voting, we conducted an ablation study by varying $K \in \{1, 8, 16, 32\}$, while all other hyperparameters remained fixed. The case where $K = 1$ represents a baseline without any consensus mechanism. As depicted in Figure 3, the introduction of a voting process ($K > 1$) yields a significant performance improvement over the baseline. The results further indicate that a larger number of candidates generally leads to better outcomes, with $K = 32$ demonstrating the most stable and robust performance across the diverse IQA benchmarks.

5 CONCLUSION AND DISCUSSION

Conclusion. We have introduced EvoQuality, a fully self-supervised framework that enables a VLM to self-improve its IQA capability. By integrating pairwise majority voting with relative ranking strategies, EvoQuality generates robust supervisory signals, allowing the model to refine its perceptual judgments directly from internal consensus. Comprehensive experiments validate its effectiveness, demonstrating significant gains in the VLM’s performance across diverse IQA benchmarks. Furthermore, EvoQuality demonstrates remarkable flexibility: it can be seamlessly applied atop existing supervised VLM-based models to augment generalization on unseen datasets, thereby establishing its practical value for real-world deployment.

Limitations and future directions. Despite the promising results, EvoQuality has limitations that suggest clear directions for future research. First, although the framework eliminates the reliance on ground-truth quality labels, it remains contingent upon an in-domain pool of unlabeled images. The diversity and scope of this unsupervised corpus may directly influence the VLM’s ultimate performance. Future work could investigate methods to enhance data efficiency or enable effective learning from more generalized, out-of-domain image collections. Second, the self-evolution process, particularly the iterative voting and reinforcement learning stages, entails significant computational overhead. We posit that substantial optimizations are feasible. Future research could focus on developing more efficient voting schemes, such as active sampling strategies that prioritize the most informative image pairs. Finally, we envision extending the EvoQuality paradigm to other subjective perceptual tasks where relative ranking is intrinsically more suitable than absolute regression, such as assessing image aesthetics, evaluating the realism of generative models, or ranking user-generated videos. Collectively, these directions highlight the potential for developing robust, scalable, self-evolving perceptual systems.

REFERENCES

- Shuai Bai, Keqin Chen, Xuejing Liu, Jialin Wang, Wenbin Ge, Sibor Song, Kai Dang, Peng Wang, Shijie Wang, Jun Tang, et al. Qwen2.5-VL technical report. *arXiv preprint arXiv:2502.13923*, 2025.
- Chris Burges, Tal Shaked, Erin Renshaw, Ari Lazier, Matt Deeds, Nicole Hamilton, and Greg Huelender. Learning to rank using gradient descent. In *International Conference on Machine Learning*, pp. 89–96, 2005.
- Yihe Deng, Hritik Bansal, Fan Yin, Nanyun Peng, Wei Wang, and Kai-Wei Chang. OpenVLThinker: Complex vision-language reasoning via iterative SFT-RL cycles. In *Annual Conference on Neural Information Processing Systems*, pp. 1–16, 2025.
- Yuming Fang, Hanwei Zhu, Yan Zeng, Kede Ma, and Zhou Wang. Perceptual quality assessment of smartphone photography. In *IEEE/CVF Conference on Computer Vision and Pattern Recognition*, pp. 3677–3686, 2020.
- Yichao Fu, Xuewei Wang, Yuandong Tian, and Jiawei Zhao. Deep think with confidence. In *NeurIPS Workshop on Efficient Reasoning*, pp. 1–13, 2025.
- Deepti Ghadiyaram and Alan C. Bovik. Live in the wild image quality challenge database. <http://live.ece.utexas.edu/research/ChallengeDB/index.html>, 2015.
- Jie Gu, Gaofeng Meng, Cheng Da, Shiming Xiang, and Chunhong Pan. No-reference image quality assessment with reinforcement recursive list-wise ranking. In *Proceedings of the AAAI Conference on Artificial Intelligence*, volume 33, pp. 8336–8343, 2019.
- Jinjin Gu, Haoming Cai, Haoyu Chen, Xiaoxing Ye, Jimmy S. Ren, and Chao Dong. PIPAL: A large-scale image quality assessment dataset for perceptual image restoration. In *European Conference on Computer Vision*, pp. 633–651, 2020.
- Daya Guo, Dejian Yang, Haowei Zhang, Junxiao Song, Ruoyu Zhang, Runxin Xu, Qihao Zhu, Shirong Ma, Peiyi Wang, Xiao Bi, et al. DeepSeek-R1: Incentivizing reasoning capability in LLMs via reinforcement learning. *arXiv preprint arXiv:2501.12948*, 2025.
- Vlad Hosu, Hanhe Lin, Tamas Sziranyi, and Dietmar Saupe. KonIQ-10k: An ecologically valid database for deep learning of blind image quality assessment. *IEEE Transactions on Image Processing*, 29:4041–4056, 2020.
- Le Kang, Peng Ye, Yi Li, and David Doermann. Convolutional neural networks for no-reference image quality assessment. In *IEEE/CVF Conference on Computer Vision and Pattern Recognition*, pp. 1733–1740, 2014.
- Junjie Ke, Qifei Wang, Yilin Wang, Peyman Milanfar, and Feng Yang. MUSIQ: Multi-scale image quality Transformer. In *IEEE/CVF International Conference on Computer Vision*, pp. 5148–5157, 2021.
- Eric C. Larson and Damon M. Chandler. Most apparent distortion: Full-reference image quality assessment and the role of strategy. *Journal of Electronic Imaging*, 19:1–21, 2010.
- Chunyi Li, Zicheng Zhang, Haoning Wu, Wei Sun, Xiongkuo Min, Xiaohong Liu, Guangtao Zhai, and Weisi Lin. AGIQA-3K: An open database for AI-generated image quality assessment. *IEEE Transactions on Circuits and Systems for Video Technology*, 34:6833–6846, 2023a.
- Junnan Li, Dongxu Li, Silvio Savarese, and Steven Hoi. BLIP-2: Bootstrapping language-image pre-training with frozen image encoders and large language models. In *International Conference on Machine Learning*, pp. 19730–19742, 2023b.
- Pengyi Li, Matvey Skripkin, Alexander Zubrey, Andrey Kuznetsov, and Ivan Oseledets. Confidence is all you need: Few-shot RL fine-tuning of language models. *arXiv preprint arXiv:2506.06395*, 2025a.

- Weiqi Li, Xuanyu Zhang, Shijie Zhao, Yabin Zhang, Junlin Li, Li Zhang, and Jian Zhang. Q-Insight: Understanding image quality via visual reinforcement learning. In *Annual Conference on Neural Information Processing Systems*, pp. 1–14, 2025b.
- Hanhe Lin, Vlad Hosu, and Dietmar Saupe. KADID-10K: A large-scale artificially distorted IQA database. In *IEEE International Conference on Quality of Multimedia Experience*, pp. 1–3, 2019.
- Haotian Liu, Chunyuan Li, Qingyang Wu, and Yong Jae Lee. Visual instruction tuning. *Annual Conference on Neural Information Processing Systems*, 36:34892–34916, 2023.
- Ilya Loshchilov and Frank Hutter. Decoupled weight decay regularization. In *International Conference on Learning Representations*, pp. 1–19, 2017.
- Kede Ma, Wentao Liu, Tongliang Liu, Zhou Wang, and Dacheng Tao. dipIQ: Blind image quality assessment by learning-to-rank discriminable image pairs. *IEEE Transactions on Image Processing*, 26:3951–3964, 2017.
- Pavan C. Madhusudana, Neil Birkbeck, Yilin Wang, Balu Adsumilli, and Alan C. Bovik. Image quality assessment using contrastive learning. *IEEE Transactions on Image Processing*, 31:4149–4161, 2022.
- Fanqing Meng, Lingxiao Du, Zongkai Liu, Zhixiang Zhou, Quanfeng Lu, Daocheng Fu, Botian Shi, Wenhai Wang, Junjun He, Kaipeng Zhang, Ping Luo, Yu Qiao, Qiaosheng Zhang, and Wenqi Shao. MM-Eureka: Exploring visual aha moment with rule-based large-scale reinforcement learning. *arXiv preprint arXiv:2503.07365*, 2025.
- Aliaksei Mikhailiuk, María Pérez-Ortiz, Dingcheng Yue, Wilson Suen, and Rafał K Mantiuk. Consolidated dataset and metrics for high-dynamic-range image quality. *IEEE Transactions on Multimedia*, 24:2125–2138, 2021.
- Anish Mittal, Anush Krishna Moorthy, and Alan C. Bovik. No-reference image quality assessment in the spatial domain. *IEEE Transactions on Image Processing*, 21:4695–4708, 2012a.
- Anish Mittal, Rajiv Soundararajan, and Alan C. Bovik. Making a “completely blind” image quality analyzer. *IEEE Signal Processing Letters*, 20:209–212, 2012b.
- Long Ouyang, Jeffrey Wu, Xu Jiang, Diogo Almeida, Carroll Wainwright, Pamela Mishkin, Chong Zhang, Sandhini Agarwal, Katarina Slama, Alex Ray, John Schulman, Jacob Hilton, Fraser Kelton, Luke Miller, Maddie Simens, Amanda Askell, Peter Welinder, Paul Christiano, Jan Leike, and Ryan Lowe. Training language models to follow instructions with human feedback. In *Annual Conference on Neural Information Processing Systems*, pp. 27730–27744, 2022.
- Jing-Cheng Pang, Pengyuan Wang, Kaiyuan Li, Xiong-Hui Chen, Jiacheng Xu, Zongzhang Zhang, and Yang Yu. Language model self-improvement by reinforcement learning contemplation. In *International Conference on Learning Representations*, pp. 1–11, 2024.
- Nikolay Ponomarenko, Lina Jin, Oleg Ieremeiev, Vladimir Lukin, Karen Egiazarian, Jaakko Astola, Benoit Vozel, Kacem Chehdi, Marco Carli, Federica Battisti, and Kuo J. C.-C. Image database TID2013: Peculiarities, results and perspectives. *Signal Processing: Image Communication*, 30: 57–77, 2015.
- Avinab Saha, Sandeep Mishra, and Alan C. Bovik. Re-IQA: Unsupervised learning for image quality assessment in the wild. In *IEEE/CVF Conference on Computer Vision and Pattern Recognition*, pp. 5846–5855, 2023.
- Sheikh Shafayat, Fahim Tajwar, Ruslan Salakhutdinov, Jeff Schneider, and Andrea Zanette. Can large reasoning models self-train? *arXiv preprint arXiv:2505.21444*, 2025.
- Zhihong Shao, Peiyi Wang, Qihao Zhu, Runxin Xu, Junxiao Song, Xiao Bi, Haowei Zhang, Mingchuan Zhang, YK Li, Y Wu, and Daya Guo. DeepSeekMath: Pushing the limits of mathematical reasoning in open language models. *arXiv preprint arXiv:2402.03300*, 2024.

- Shaolin Su, Qingsen Yan, Yu Zhu, Cheng Zhang, Xin Ge, Jinqiu Sun, and Yanning Zhang. Blindly assess image quality in the wild guided by a self-adaptive hyper network. In *IEEE/CVF Conference on Computer Vision and Pattern Recognition*, pp. 3667–3676, 2020.
- Hossein Talebi and Peyman Milanfar. NIMA: Neural image assessment. *IEEE Transactions on Image Processing*, 27:3998–4011, 2018.
- Louis L. Thurstone. A law of comparative judgment. *Psychological Review*, 34:273–286, 1927.
- Ming-Feng Tsai, Tie-Yan Liu, Tao Qin, Hsin-Hsi Chen, and Wei-Ying Ma. FRank: A ranking method with fidelity loss. In *International ACM SIGIR Conference on Research and Development in Information Retrieval*, pp. 383–390, 2007.
- Jianyi Wang, Kelvin C.K. Chan, and Chen Change Loy. Exploring clip for assessing the look and feel of images. In *Proceedings of the AAAI Conference on Artificial Intelligence*, pp. 2555–2563, 2023.
- Peng Wang, Shuai Bai, Sinan Tan, Shijie Wang, Zhihao Fan, Jinze Bai, Keqin Chen, Xuejing Liu, Jialin Wang, Wenbin Ge, et al. Qwen2-VL: Enhancing vision-language model’s perception of the world at any resolution. *arXiv preprint arXiv:2409.12191*, 2024.
- Xuezhi Wang, Jason Wei, Dale Schuurmans, Quoc V. Le, Ed H. Chi, Sharan Narang, Aakanksha Chowdhery, and Denny Zhou. Self-consistency improves chain of thought reasoning in language models. In *International Conference on Learning Representations*, pp. 1–24, 2022.
- Zhou Wang, Alan C. Bovik, Hamid R. Sheikh, and Eero P. Simoncelli. Image quality assessment: From error visibility to structural similarity. *IEEE Transactions on Image Processing*, 13:600–612, 2004.
- Lai Wei, Zihao Jiang, Weiran Huang, and Lichao Sun. InstructionGPT-4: A 200-instruction paradigm for fine-tuning minigpt-4. *arXiv preprint arXiv:2308.12067*, 2023.
- Lai Wei, Yuting Li, Chen Wang, Yue Wang, Linghe Kong, Weiran Huang, and Lichao Sun. First SFT, Second RL, Third UPT: Continual improving multi-modal LLM reasoning via unsupervised post-training. In *Annual Conference on Neural Information Processing Systems*, pp. 1–16, 2025.
- Haoning Wu, Zicheng Zhang, Erli Zhang, Chaofeng Chen, Liang Liao, Annan Wang, Chunyi Li, Wenxiu Sun, Qiong Yan, Guangtao Zhai, and Weisi Lin. Q-Bench: A benchmark for general-purpose foundation models on low-level vision. In *International Conference on Learning Representations*, pp. 1–13, 2024a.
- Haoning Wu, Zicheng Zhang, Weixia Zhang, Chaofeng Chen, Liang Liao, Chunyi Li, Yixuan Gao, Annan Wang, Erli Zhang, Wenxiu Sun, Qiong Yan, Xiongkuo Min, Guangtao Zhai, and Weisi Lin. Q-Align: Teaching LMMs for visual scoring via discrete text-defined levels. In *International Conference on Machine Learning*, pp. 54015–54029, 2024b.
- Tianhe Wu, Kede Ma, Jie Liang, Yujiu Yang, and Lei Zhang. A comprehensive study of multimodal large language models for image quality assessment. In *European Conference on Computer Vision*, pp. 143–160, 2024c.
- Tianhe Wu, Jian Zou, Jie Liang, Lei Zhang, and Kede Ma. VisualQuality-R1: Reasoning-induced image quality assessment via reinforcement learning to rank. In *Annual Conference on Neural Information Processing Systems*, pp. 1–13, 2025.
- Sidi Yang, Tianhe Wu, Shuwei Shi, Shanshan Lao, Yuan Gong, Mingdeng Cao, Jiahao Wang, and Yujiu Yang. MANIQA: Multi-dimension attention network for no-reference image quality assessment. In *IEEE/CVF Conference on Computer Vision and Pattern Recognition Workshops*, pp. 1191–1200, 2022.
- Zhiyuan You, Zheyuan Li, Jinjin Gu, Zhenfei Yin, Tianfan Xue, and Chao Dong. Depicting beyond scores: Advancing image quality assessment through multi-modal language models. In *European Conference on Computer Vision*, pp. 259–276, 2024.

- Zhiyuan You, Xin Cai, Jinjin Gu, Tianfan Xue, and Chao Dong. Teaching large language models to regress accurate image quality scores using score distribution. In *IEEE/CVF Conference on Computer Vision and Pattern Recognition*, pp. 14483–14494, 2025.
- Lin Zhang, Ying Shen, and Hongyu Li. VSI: A visual saliency-induced index for perceptual image quality assessment. *IEEE Transactions on Image Processing*, 23(10):4270–4281, 2014.
- Qingyang Zhang, Haitao Wu, Changqing Zhang, Peilin Zhao, and Yatao Bian. Right question is already half the answer: Fully unsupervised llm reasoning incentivization. In *Annual Conference on Neural Information Processing Systems*, pp. 1–13, 2025.
- Weixia Zhang, Kede Ma, Jia Yan, Dexiang Deng, and Zhou Wang. Blind image quality assessment using a deep bilinear convolutional neural network. *IEEE Transactions on Circuits and Systems for Video Technology*, 30(1):36–47, 2018.
- Weixia Zhang, Kede Ma, Guangtao Zhai, and Xiaokang Yang. Uncertainty-aware blind image quality assessment in the laboratory and wild. *IEEE Transactions on Image Processing*, 30:3474–3486, 2021.
- Zicheng Zhang, Junying Wang, Yijin Guo, Farong Wen, Zijian Chen, Hanqing Wang, Wenzhe Li, Lu Sun, Yingjie Zhou, Jianbo Zhang, Bowen Yan, Ziheng Jia, Jiahao Xiao, Yuan Tian, Xiangyang Zhu, Kaiwei Zhang, Chunyi Li, Xiaohong Liu, Xiongkuo Min, Qi Jia, and Guangtao Zhai. AIBench: Towards trustworthy evaluation under the 45°law. *Displays*, 91:103255, 2026. ISSN 0141-9382.
- Xuandong Zhao, Zhewei Kang, Aosong Feng, Sergey Levine, and Dawn Song. Learning to reason without external rewards. In *International Conference on Learning Representations*, pp. 1–14, 2026.
- Hengguang Zhou, Xirui Li, Ruochen Wang, Minhao Cheng, Tianyi Zhou, and Cho-Jui Hsieh. R1-zero’s “aha moment” in visual reasoning on a 2b non-sft model. *arXiv preprint arXiv:2503.05132*, 2025.
- Deyao Zhu, Jun Chen, Xiaoqian Shen, Xiang Li, and Mohamed Elhoseiny. Minigpt-4: Enhancing vision-language understanding with advanced large language models. In *International Conference on Learning Representations*, pp. 1–15, 2023.
- Hanwei Zhu, Haoning Wu, Yixuan Li, Zicheng Zhang, Baoliang Chen, Lingyu Zhu, Yuming Fang, Guangtao Zhai, Weisi Lin, and Shiqi Wang. Adaptive image quality assessment via teaching large multimodal model to compare. *Annual Conference on Neural Information Processing Systems*, 37:32611–32629, 2024.
- Yuxin Zuo, Kaiyan Zhang, Li Sheng, Shang Qu, Ganqu Cui, Xuekai Zhu, Haozhan Li, Yuchen Zhang, Xinwei Long, Ermo Hua, Biqing Qi, Youbang Sun, Zhiyuan Ma, Lifan Yuan, Ning Ding, and Bowen Zhou. TTRL: Test-time reinforcement learning. In *Annual Conference on Neural Information Processing Systems*, pp. 1–14, 2025.

A APPENDIX

B THE USE OF LARGE LANGUAGE MODELS (LLMs)

We utilized LLMs to assist in improving the grammar, clarity, and overall readability of this manuscript. All scientific claims, experimental results, and core ideas were conceived and articulated by the human authors. The authors have reviewed and edited all LLM-generated suggestions and take full responsibility for the final content of this paper.