

Flexible fixed-point iteration and its applications for nonsymmetric algebraic Riccati equations

Zhen-Chen Guo*

Xin Liang†

October 1, 2025

Abstract

In this paper, we reveal the intrinsic Toeplitz structure in the unique stabilizing solution for nonsymmetric algebraic Riccati equations by employing a shift-involved fixed-point iteration, and propose an RADI-type method for computing this solution for large-scale equations of this type with sparse and low-rank structure by incorporating flexible shifts into the fixed-point iteration. We present a shift-selection strategy, termed Leja shifts, based on rational approximation theory, which is incorporated into the RADI-type method. We further discuss important implementation aspects for the method, such as low-rank factorization of residuals, implicit update of large-scale sparse matrices, real arithmetics with complex shifts, and related equations of other type. Numerical experiments demonstrate the efficiency of both the proposed method and the introduced shift-selection strategy.

Key words. algebraic Riccati equations, fixed-point iteration, Toeplitz structure, RADI.

AMS subject classifications. 65F45, 15A24, 49N10, 93B52

1 Introduction

Consider the nonsymmetric algebraic Riccati equation (NARE)

$$\mathcal{R}(X) := XCX - XD - AX + B = 0, \quad (1.1)$$

where the coefficients are given by $A \in \mathbb{R}^{m \times m}$, $D \in \mathbb{R}^{n \times n}$, $B = L^B R^B$, $C = L^C R^C$ with $L^B \in \mathbb{R}^{m \times p}$, $R^B \in \mathbb{R}^{p \times n}$, $L^C \in \mathbb{R}^{n \times q}$, $R^C \in \mathbb{R}^{q \times m}$, and $X \in \mathbb{R}^{m \times n}$ is the unknown. If $L^B = -(R^B)^T$, $L^C = (R^C)^T$, $A = D^T$, then (1.1) reduces a continuous-time algebraic Riccati equation (CARE), which arises widely in control theory and whose unique positive semi-definite stabilizing solution is concerned. The terminology *nonsymmetric* here is historically but improperly used to denote the equation is in its *general* form where no symmetry is imposed on the coefficients.

An important special case of NAREs (1.1) is an M-matrix algebraic Riccati equation (MARE), which requires the additional assumption that $\mathcal{M} = \begin{bmatrix} D & -C \\ -B & A \end{bmatrix}$ is an M-matrix. MAREs play an important role in Markov-modulated fluid queue models [27, 4, 24, 29] as well as numerical solutions of transport equations [5, 13, 21]. Generic NAREs (1.1), which do not rely on the M-matrix assumption, also arise in dynamic game theory, such as Nash games and Stackelberg games [1, 11, 12, 23, 2]. In this paper, we focus on general NAREs (1.1) rather than MAREs, addressing both the closed form of the desired solution and its numerical method.

As with many other types of algebraic Riccati equations, the NARE (1.1) admits infinite many solutions, but in many applications, including those mentioned above, the solution of interest is the unique stabilizing solution. For the MARE, this unique stabilizing solution coincides with the so-called minimal nonnegative solution that has componentwise minimal entries among all nonnegative solutions. Substantial progress has been made on both the theoretical and numerical aspects of MAREs, see, e.g., [9, 19]. By contrast, algorithms for computing the unique stabilizing solution of general NAREs (1.1) are far less developed than those for CAREs and MAREs. Existing approaches include generalizations of methods originally designed for CAREs, such as structure-preserving doubling algorithm (SDA) and its variants, including alternating-directional doubling algorithm (ADDA), and Newton-ADI methods [9, 19, 8].

Taking inspiration from the theoretical results and numerical algorithms developed in our previous work [17] for discrete-time algebraic Riccati equations (DAREs) and CAREs, we investigate the intrinsic structure existing in the unique stabilizing solution for general NAREs (1.1). Specifically, we employ a shift-involved fixed-point iteration

*School of Mathematical Sciences, Nankai University, Tianjin 300071, China; e-mail: guozhenchen@nankai.edu.cn. Supported in part by NSFC-12571403 and NSFC-12371380.

†Beijing Institute of Mathematical Sciences and Applications, Beijing 101408, China; e-mail: liangxin@bimsa.cn. Supported in part by NSFC-12371380.

to reveal this structure and propose an RADI-type algorithm with a low-rank formulation of the residual of an approximation, achieved by incorporating flexible shifts into the fixed-point iteration. In detail, we present 1) the Toeplitz-structured closed form of the stabilizing solution of NAREs; and 2) a nonsymmetric version of the RADI method, which demonstrates advantages in solving large-scale problems.

The rest of the paper is organized as follows. We first introduce some notation. Based on the generalized Cayley transformation, the Toeplitz-structured closed form of the unique stabilizing solution for NAREs is derived in Section 2, where we also provide structured approximations, including an acceleration using many different shifts in the generalized Cayley transformation. In view of the incorporation technique, the RADI-type method is presented in Section 3, where we derive the low-rank factorization of the residual and discuss some implementation issues, including how to keep both A and D unchanged and how to avoid complex arithmetics for real matrices. Several numerical results demonstrating the effectiveness of the proposed RADI type approach are reported in Section 4. Concluding remarks are given in Section 5. Finally, some supporting tedious proofs are provided in the Section A.

Notation. In the paper, I_n , $0_{m \times n}$ and $\mathbf{1}_n$ (or simply I , 0 and $\mathbf{1}$ if the dimension is clear from the context) respectively are the $n \times n$ identity matrix, $m \times n$ matrix with each entry zero and n -dimensional column vector with all elements 1. Given a vector or matrix X , X^T , $\|X\|$, $\|X\|_F$ are its transpose, spectral norm, and Frobenius norm respectively, while $\lambda(X)$, $\rho(X)$ are the spectra and the spectral radius of the matrix X respectively. By $M \otimes N$ denote the Kronecker product of the matrices M and N .

Some easy identities are given:

$$U(I + V^T U) = (I + U^T V)U, \quad U(I + V^T U)^{-1} = (I + U^T V)^{-1}U. \quad (1.2)$$

Here is the Sherman-Morrison-Woodbury formula (SMWF):

$$(M + UDV^T)^{-1} = M^{-1} - M^{-1}U(D^{-1} + V^T M^{-1}U)^{-1}V^T M^{-1}. \quad (1.3)$$

The inverse sign in (1.2) and (1.3) indicates its feasibility. Both will be applied occasionally.

2 The closed form of the stabilizing solution to NAREs

Typically, solutions to the NARE (1.1) are expressed in terms of the (graph) invariant subspace of the associated Hamiltonian-like matrix

$$\mathcal{H} = \begin{bmatrix} D & -C \\ B & -A \end{bmatrix}. \quad (2.1)$$

For any solution X to the NARE, it holds that

$$\mathcal{H} \begin{bmatrix} I \\ X \end{bmatrix} = \begin{bmatrix} D & -C \\ B & -A \end{bmatrix} \begin{bmatrix} I \\ X \end{bmatrix} = \begin{bmatrix} I \\ X \end{bmatrix} (D - CX). \quad (2.2)$$

Equation (2.2) is also referred to as linearization of the NARE (1.1) and \mathcal{H} is called its linearizing matrix. Indeed, X is a solution of the NARE (1.1) if and only if (2.2) holds.

Among all of the solutions, the desired stabilizing solution corresponds to the stabilizing invariant subspace, named after the requirement that the matrix $D - CX$ is stable, i.e., $\lambda(D - CX) \subset \mathbb{C}_-$, where \mathbb{C}_- is the open left half complex plane. According to [9, Theorem 2.5], if \mathcal{H} has m eigenvalues in $\mathbb{C} \setminus \mathbb{C}_-$ and n eigenvalues in \mathbb{C}_- , and if (2.2) holds with $\lambda(D - CX) \subset \mathbb{C}_-$, then the NARE (1.1) admits a unique stabilizing solution X . This statement can be extended to the weakly stabilizing case. Besides, it is natural to associate the NARE (1.1) with the *dual* NARE: $YBY - YA - DY + C = 0$, according to

$$\mathcal{H} \begin{bmatrix} I & Y \\ X & I \end{bmatrix} = \begin{bmatrix} D & -C \\ B & -A \end{bmatrix} \begin{bmatrix} I & Y \\ X & I \end{bmatrix} = \begin{bmatrix} I & Y \\ X & I \end{bmatrix} \begin{bmatrix} D - CX & \\ & -(A - BY) \end{bmatrix},$$

where X, Y are the solutions to (1.1) and its dual, respectively.

The Popov approach, which establishes existence and uniqueness of solutions for CAREs and DAREs, can also be generalized to the NARE (1.1); see [2, Chapter 9]. There, one finds an equivalent condition: the NARE (1.1) has a unique stabilizing solution if and only if the associated Toeplitz operator has a bounded inverse, provided that (D, L^C) and $(A^T, (R^C)^T)$ are stabilizable. Analogously to the Popov approach for CAREs [20, Corollary 4.2.2], we obtain the following sufficient condition for existence and uniqueness of the stabilizing solution to the NARE (1.1):

$$\boxed{(D, L^C), (A^T, (R^C)^T), (D^T, (R^B)^T), (A, L^B) \text{ are stabilizable.}} \quad (2.3)$$

Here, a matrix pair $(M \in \mathbb{R}^{r \times r}, N \in \mathbb{R}^{r \times r'})$ is called *stabilizable* if $\text{rank}([M - \lambda I \quad N]) = r$ for all $\lambda \in \mathbb{C} \setminus \mathbb{C}_-$ [2, Definition A.1.4]. Under assumption (2.3), both Toeplitz operators associated with the NARE (1.1) and its dual possess bounded inverses. We will adopt (2.3) throughout the remainder of this paper.

2.1 The generalized Cayley transformation on NAREs

For CAREs, applying the Cayley transformation to the associated Hamiltonian matrix yields an equivalent DARE. Analogously, the generalized Cayley transformation

$$\mathcal{C}^{\alpha,\beta}(M) = (\alpha I + M)^{-1}(\beta I - M), \quad (2.4)$$

when applied to the Hamiltonian-like matrix \mathcal{H} (2.1), transforms the NARE (1.1) into an equivalent nonsymmetric DARE (NDARE). Beyond its theoretical significance, this transformation will prove crucial in the development of effective numerical algorithms.

Temporarily disregarding invertibility issues, applying the generalized Cayley transformation to \mathcal{H} yields

$$\mathcal{C}^{\alpha,\beta}(\mathcal{H}) \begin{bmatrix} I \\ X \end{bmatrix} = (\alpha I + \mathcal{H})^{-1}(\beta I - \mathcal{H}) \begin{bmatrix} I \\ X \end{bmatrix} = \begin{bmatrix} I \\ X \end{bmatrix} (\alpha I + [D - CX])^{-1}(\beta I - [D - CX]) = \begin{bmatrix} I \\ X \end{bmatrix} \mathcal{C}^{\alpha,\beta}(D - CX),$$

or equivalently, with $R = -\mathcal{C}^{\alpha,\beta}(D - CX)$,

$$\begin{bmatrix} D_{-\beta} & -C \\ B & -A_{\beta} \end{bmatrix} \begin{bmatrix} I \\ X \end{bmatrix} = -(\beta I - \mathcal{H}) \begin{bmatrix} I \\ X \end{bmatrix} = (\alpha I + \mathcal{H}) \begin{bmatrix} I \\ X \end{bmatrix} R = \begin{bmatrix} D_{\alpha} & -C \\ B & -A_{-\alpha} \end{bmatrix} \begin{bmatrix} I \\ X \end{bmatrix} R, \quad (2.5)$$

where $A_{\tau} = \tau I + A$, $D_{\tau} = \tau I + D$ for any $\tau = \pm\alpha, \pm\beta$.

Introducing the block elementary transformation

$$\mathcal{T} = \begin{bmatrix} I & D_{\alpha}^{-1}C \\ 0 & I \end{bmatrix} \begin{bmatrix} I \\ -(A_{\beta} - BD_{\alpha}^{-1}C)^{-1} \end{bmatrix} \begin{bmatrix} D_{\alpha}^{-1} & 0 \\ -BD_{\alpha}^{-1} & I \end{bmatrix}, \quad (2.6)$$

the matrix pair $(\mathcal{H} - \beta I, \mathcal{H} + \alpha I)$ can be simplified to

$$\mathcal{T} \begin{bmatrix} D_{-\beta} & -C \\ B & -A_{\beta} \end{bmatrix} = \begin{bmatrix} -E_0 & 0 \\ -H_0 & I \end{bmatrix}, \quad \mathcal{T} \begin{bmatrix} D_{\alpha} & -C \\ B & -A_{-\alpha} \end{bmatrix} = \begin{bmatrix} I & -G_0 \\ 0 & -F_0 \end{bmatrix}, \quad (2.7)$$

with

$$\begin{aligned} F_0 &= F(\alpha, \beta) := -(A_{\beta} - BD_{\alpha}^{-1}C)^{-1}(A_{-\alpha} - BD_{\alpha}^{-1}C), \\ E_0 &= E(\alpha, \beta) := -(D_{\alpha} - CA_{\beta}^{-1}B)^{-1}(D_{-\beta} - CA_{\beta}^{-1}B), \\ H_0 &= H(\alpha, \beta) := (\alpha + \beta)(A_{\beta} - BD_{\alpha}^{-1}C)^{-1}BD_{\alpha}^{-1}, \\ G_0 &= G(\alpha, \beta) := (\alpha + \beta)(D_{\alpha} - CA_{\beta}^{-1}B)^{-1}CA_{\beta}^{-1}. \end{aligned} \quad (2.8)$$

Plugging (2.7) into (2.5) yields

$$\begin{bmatrix} -E_0 & 0 \\ -H_0 & I \end{bmatrix} \begin{bmatrix} I \\ X \end{bmatrix} = \begin{bmatrix} I & -G_0 \\ 0 & -F_0 \end{bmatrix} \begin{bmatrix} I \\ X \end{bmatrix} R, \quad (2.9)$$

which is equivalent to

$$\begin{aligned} -E_0 &= (I - G_0X)R, \\ X - H_0 &= -F_0XR, \end{aligned} \quad (2.10)$$

and can ultimately be reformulated as the following NDARE:

$$X - H_0 = F_0X(I - G_0X)^{-1}E_0. \quad (2.11)$$

The matrices whose invertibility must be considered include $\alpha I + \mathcal{H}$, $\alpha I + [D - CX]$, D_{α} , A_{β} , $A_{\beta} - BD_{\alpha}^{-1}C$, $D_{\alpha} - CA_{\beta}^{-1}B$, $I - G_0X$. Assuming that A_{β} , D_{α} are nonsingular, we have:

1. $\alpha I + \mathcal{H}$ is nonsingular $\Leftrightarrow A_{-\alpha} - BD_{\alpha}^{-1}C$ is nonsingular;
2. $\alpha I + \mathcal{H}$ is nonsingular $\Rightarrow \alpha I + [D - CX]$ is nonsingular;
3. $A_{\beta} - BD_{\alpha}^{-1}C$ is nonsingular $\stackrel{(1.3)}{\Leftrightarrow} D_{\alpha} - CA_{\beta}^{-1}B$ is nonsingular;
4. $I - G_0X$ is nonsingular $\Leftarrow E_0$ is nonsingular \Leftrightarrow both $D_{-\beta} - CA_{\beta}^{-1}B$ and $D_{\alpha} - CA_{\beta}^{-1}B$ are nonsingular.

As a result, it suffices to choose α, β to ensure

$$\boxed{D_{\alpha}, A_{\beta}, A_{\beta} - BD_{\alpha}^{-1}C, A_{-\alpha} - BD_{\alpha}^{-1}C, D_{-\beta} - CA_{\beta}^{-1}B \text{ are nonsingular.}} \quad (2.12)$$

2.2 The fixed-point iteration

For DAREs and CAREs, [17] established a framework based on a fixed-point iteration to analyze the structure of their stabilizing solutions and derive their closed forms. We apply the same technique here to discuss the NARE (1.1) and its unique stabilizing solution X_* , and further reveal that X_* admits a Toeplitz-structured closed form.

First, we show that the NDARE (2.11) is equivalent to the NARE (1.1), as in the following lemma.

Lemma 2.1. *Given $A, B, C, D, \alpha, \beta$ satisfying (2.12), and E_0, F_0, G_0, H_0 defined in (2.8), the NARE (1.1) and the NDARE (2.11) share the same solution set.*

Proof. As in the discussions in Section 2.1, the assumptions (2.12) guarantee that any solution to the NARE (1.1) has to be a solution to the NDARE (2.11).

To the opposite, for any solution X to the NDARE (2.11), letting $R = -(I - G_0X)^{-1}E_0$, (2.10) holds, which is followed sequentially by (2.9) and (2.5). Noticing $A_{-\alpha} - BD_{\alpha}^{-1}C = -(\mathcal{H} + \alpha I)/D_{\alpha}$, $D_{-\beta} - CA_{\beta}^{-1}B = (\mathcal{H} - \beta I)/(-A_{\beta})$, where N/M denotes the Schur complement of M in N , the invertibility of them ensures the invertibility of $\mathcal{H} + \alpha I$, and $\mathcal{H} - \beta I$, so (2.5) gives $\mathcal{C}^{\alpha, \beta}(\mathcal{H}) \begin{bmatrix} I \\ X \end{bmatrix} = \begin{bmatrix} I \\ X \end{bmatrix} R$. Then by calculating the first block in both sides of (2.5) we have $[D - CX] - \beta I = ([D - CX] + \alpha I)R$, which is equivalent to $(I - D_{\alpha}^{-1}CX)R = I - (\alpha + \beta)D_{\alpha}^{-1} - D_{\alpha}^{-1}CX$. Thus $(I - D_{\alpha}^{-1}CX)(R - I) = -(\alpha + \beta)D_{\alpha}^{-1}$, showing that $I - D_{\alpha}^{-1}CX$ is nonsingular, or equivalently $D_{\alpha} - CX$ is nonsingular. Hence it holds that $R = -\mathcal{C}^{\alpha, \beta}(D - CX)$, and then (2.2) holds, which concludes that X is a solution to the NARE (1.1). \square

Based on the NDARE (2.11), it is natural to consider the following fixed-point iteration:

$$X_0 = 0, \quad X_1 = H_0, \quad X_{t+1} = \mathcal{D}(X_t) := H_0 + F_0X_t(I - G_0X_t)^{-1}E_0, \quad (2.13)$$

where E_0, F_0, G_0, H_0 are defined as in (2.8).

If the fixed-point iteration (2.13) does not break down, or equivalently it holds that $I - G_0X_t$ remains nonsingular for all t , then it is easy to see that the limit of the sequence $\{X_t\}$, if exists, is a solution to both the NDARE (2.11) and the NARE (1.1). A natural question is: does the generated sequence $\{X_t\}$ converge to X_* , the stabilizing solution to the NARE (1.1)?

Like the discussions in Section 2.1, it is easy to observe that the fixed-point iteration (2.13) is equivalent to

$$\begin{bmatrix} -E_0 & 0 \\ -H_0 & I \end{bmatrix} \begin{bmatrix} I \\ X_{t+1} \end{bmatrix} = \begin{bmatrix} I & -G_0 \\ 0 & -F_0 \end{bmatrix} \begin{bmatrix} I \\ X_t \end{bmatrix} R_t \Leftrightarrow \begin{bmatrix} I \\ X_{t+1} \end{bmatrix} = -\mathcal{C}^{\alpha, \beta}(\mathcal{H})^{-1} \begin{bmatrix} I \\ X_t \end{bmatrix} R_t,$$

where $R_t = -(I - G_0X_t)^{-1}E_0$. Such an observation tells that the fixed-point iteration (2.13) is essentially the power iteration applied to $-\mathcal{C}^{\alpha, \beta}(\mathcal{H})^{-1}$ with the initial $\begin{bmatrix} I \\ X_0 \end{bmatrix} = \begin{bmatrix} I \\ 0 \end{bmatrix}$. Hence R_t serves as a normalization factor. Then as long as

$$\boxed{|\mathcal{C}^{\alpha, \beta}(\lambda_i)^{-1}| > |\mathcal{C}^{\alpha, \beta}(\lambda_j)^{-1}| \text{ for } \lambda_i \in \lambda(\mathcal{H}) \cap \mathbb{C}_-, \lambda_j \in \lambda(\mathcal{H}) \setminus \mathbb{C}_-,} \quad (2.14)$$

the power iteration converges to the stabilizing invariant subspace, or equivalently, $X_t \rightarrow X_*$, the unique stabilizing solution to the NARE (1.1). When the sequence converges, all R_t have to be nonsingular, so do $I - G_0X_t$.

Theorem 2.1. *Assume that (2.14) holds. Then:*

1. *The sequence $\{X_t\}$ generated by the fixed-point iteration (2.13) satisfies $X_t \rightarrow X_*$, the unique stabilizing solution to the NARE (1.1).*
2. *The error admits the explicit form*

$$X_t = X_* - (I - X_tY_*)S^tX_*R^t,$$

where $R = -\mathcal{C}^{\alpha, \beta}(D - CX_*)$, $S = -\mathcal{C}^{\beta, \alpha}(A - BY_*)$, and Y_* is the unique stabilizing solution to the dual equation.

This implies linear convergence with asymptotic rate $\lim_{t \rightarrow \infty} \left(\frac{\|X_t - X_*\|}{\|X_*\|} \right)^{1/t} \leq \rho(R)\rho(S)$, provided $\rho(R)\rho(S) < 1$.

Proof. Item 1 has been shown above. Here only deal with Item 2. We have known $R = -(I - G_0X_*)^{-1}E_0$, and similarly $S = -(I - H_0Y_*)^{-1}F_0$. For any t , write $\Delta_t = X_* - X_t$, and then

$$\begin{aligned} \Delta_{t+1} &= \mathcal{D}(X_*) - \mathcal{D}(X_t) \\ &\stackrel{(2.13)}{=} F_0X_*(I - G_0X_*)^{-1}E_0 - F_0X_t(I - G_0X_t)^{-1}E_0 \\ &= F_0(X_* - X_t)(I - G_0X_*)^{-1}E_0 + F_0X_t(I - G_0X_t)^{-1}([I - G_0X_t] - [I - G_0X_*])(I - G_0X_*)^{-1}E_0 \end{aligned}$$

$$\begin{aligned}
&= F_0 \Delta_t (I - G_0 X_\star)^{-1} E_0 + F_0 X_t (I - G_0 X_t)^{-1} G_0 \Delta_t (I - G_0 X_\star)^{-1} E_0 \\
&= -F_0 [I + X_t (I - G_0 X_t)^{-1} G_0] \Delta_t R \\
&\stackrel{(1.2)}{=} -F_0 (I - X_t G_0)^{-1} \Delta_t R.
\end{aligned}$$

If $I - X_t Y_\star$ is nonsingular, then

$$\begin{aligned}
F_0 (I - X_t G_0)^{-1} &= F_0 (I - X_t G_0)^{-1} (I - X_t [G_0 + E_0 Y_\star (I - H_0 Y_\star)^{-1} F_0]) (I - X_t Y_\star)^{-1} \\
&= F_0 (I - (I - X_t G_0)^{-1} X_t E_0 Y_\star (I - H_0 Y_\star)^{-1} F_0) (I - X_t Y_\star)^{-1} \\
&\stackrel{(1.2)}{=} F_0 (I - X_t (I - G_0 X_t)^{-1} E_0 Y_\star (I - H_0 Y_\star)^{-1} F_0) (I - X_t Y_\star)^{-1} \\
&= (I - H_0 Y_\star - F_0 X_t (I - G_0 X_t)^{-1} E_0 Y_\star) (I - H_0 Y_\star)^{-1} F_0 (I - X_t Y_\star)^{-1} \\
&\stackrel{(2.13)}{=} -(I - X_{t+1} Y_\star) S (I - X_t Y_\star)^{-1},
\end{aligned}$$

which implies $I - X_{t+1} Y_\star$ is nonsingular, and

$$(I - X_{t+1} Y_\star)^{-1} \Delta_{t+1} = S (I - X_t Y_\star)^{-1} \Delta_t R.$$

By induction, $I - X_t Y_\star$ are nonsingular for all t , and $(I - X_t Y_\star)^{-1} \Delta_t = S^t (I - X_0 Y_\star)^{-1} \Delta_0 R^t$ or equivalently $X_\star - X_t = (I - X_t Y_\star) S^t X_\star R^t$, which gives the equality. Then by the Gel'fand Formula, $\lim_{t \rightarrow \infty} \left(\frac{\|X_t - X_\star\|}{\|X_\star\|} \right)^{1/t} \leq \|R^t\|^{1/t} \|S^t\|^{1/t} = \rho(R) \rho(S) < 1$. \square

2.3 The Toeplitz-structured closed form of the stabilizing solution

Recall that in the very beginning we assume that B and C have factorizations:

$$B = L^B R^B, \quad L^B \in \mathbb{R}^{m \times p}, R^B \in \mathbb{R}^{p \times n}, \quad C = L^C R^C, \quad L^C \in \mathbb{R}^{n \times q}, R^C \in \mathbb{R}^{q \times m}. \quad (2.15)$$

Though the factorizations are not essential theoretically, in practice they would be very useful to cut down the computational cost. Besides, in many applications, such as examples from transport theory and stochastic fluid flow, B and C are usually of low rank and given in their rank factorizations. With such factorizations, any X_t in the sequence generated by the fixed-point iteration (2.13) enjoys a Toeplitz structure as revealed in Theorem 2.2 below, which implies the intrinsic Toeplitz structure for the fixed-point X_\star , analogous to the cases of DAREs and CAREs [17]. This also suggests FFT-based Toeplitz-structured approximations exploiting low displacement rank.

To derive the Toeplitz structure in X_t and X_\star , first some new terms are introduced:

$$\begin{aligned}
\tilde{A} &= -A_\beta^{-1} A_{-\alpha} = \mathcal{C}^{\beta, \alpha}(A), \quad L_B = A_\beta^{-1} L^B, \quad R_C = (\alpha + \beta) R^C A_\beta^{-1}, \quad Y^A = R^C A_\beta^{-1} L^B \in \mathbb{C}^{q \times p}, \\
\tilde{D} &= -D_\alpha^{-1} D_{-\beta} = \mathcal{C}^{\alpha, \beta}(D), \quad L_C = D_\alpha^{-1} L^C, \quad R_B = (\alpha + \beta) R^B D_\alpha^{-1}, \quad Y^D = R^B D_\alpha^{-1} L^C \in \mathbb{C}^{p \times q}.
\end{aligned} \quad (2.16)$$

Write $T_1^A = Y^A, T_1^D = Y^D$ and

$$U_t^D = \begin{bmatrix} \tilde{D}^{t-1} L_C & \cdots & \tilde{D}^2 L_C & \tilde{D} L_C & L_C \end{bmatrix}_{n \times tq}, \quad V_t^A = \begin{bmatrix} R_C \tilde{A}^{t-1} \\ \vdots \\ R_C \tilde{A}^2 \\ R_C \tilde{A} \\ R_C \end{bmatrix}_{tq \times m}, \quad (2.17a)$$

$$U_t^A = \begin{bmatrix} L_B & \tilde{A} L_B & \tilde{A}^2 L_B & \cdots & \tilde{A}^{t-1} L_B \end{bmatrix}_{m \times tp}, \quad V_t^D = \begin{bmatrix} R_B \\ R_B \tilde{D} \\ R_B \tilde{D}^2 \\ \vdots \\ R_B \tilde{D}^{t-1} \end{bmatrix}_{tp \times n}, \quad (2.17b)$$

$$T_t^A = \begin{bmatrix} Y^A & R_C L_B & R_C \tilde{A} L_B & \cdots & R_C \tilde{A}^{t-2} L_B \\ & Y^A & R_C L_B & \ddots & \vdots \\ & & Y^A & \ddots & R_C \tilde{A} L_B \\ & & & \ddots & R_C L_B \\ & & & & Y^A \end{bmatrix}_{tq \times tp}, \quad T_t^D = \begin{bmatrix} Y^D & & & & \\ R_B L_C & Y^D & & & \\ R_B \tilde{D} L_C & R_B L_C & Y^D & & \\ \vdots & \ddots & \ddots & \ddots & \\ R_B \tilde{D}^{t-2} L_C & \cdots & R_B \tilde{D} L_C & R_B L_C & Y^D \end{bmatrix}_{tp \times tq}. \quad (2.17c)$$

Theorem 2.2. Suppose that (2.12) and (2.14) hold. The terms of the sequence $\{X_t\}$ generated by (2.13) are

$$X_t = U_t^A(I - T_t^D T_t^A)^{-1} V_t^D, \quad t = 1, 2, \dots, \quad (2.18)$$

in which $I - T_t^D T_t^A$ is nonsingular, where $U_t^A, V_t^D, T_t^A, T_t^D$ are defined in (2.16) and (2.17).

As a result of Item 1 of Theorem 2.1 and (2.18), the unique stabilizing solution X_\star has a Toeplitz-structured closed form:

$$X_\star = \mathcal{U}^A(I - \mathcal{T}^D \mathcal{T}^A)^{-1} \mathcal{V}^D,$$

where

$$\mathcal{U}^A = \begin{bmatrix} L_B & \tilde{A}L_B & \tilde{A}^2L_B & \cdots \end{bmatrix}, \quad \mathcal{V}^D = \begin{bmatrix} R_B \\ R_B \tilde{D} \\ R_B \tilde{D}^2 \\ \vdots \end{bmatrix},$$

$$\mathcal{T}^D = \begin{bmatrix} Y^D & & & & \\ R_B L_C & Y^D & & & \\ R_B \tilde{D} L_C & R_B L_C & Y^D & & \\ R_B \tilde{D}^2 L_C & R_B \tilde{D} L_C & R_B L_C & Y^D & \\ \vdots & \ddots & \ddots & \ddots & \ddots \end{bmatrix}, \quad \mathcal{T}^A = \begin{bmatrix} Y^A & R_C L_B & R_C \tilde{A} L_B & R_C \tilde{A}^2 L_B & \cdots \\ & Y^A & R_C L_B & R_C \tilde{A} L_B & \ddots \\ & & Y^A & R_C L_B & \ddots \\ & & & Y^A & \ddots \\ & & & & Y^A & \ddots \end{bmatrix}.$$

Proof. First we rewrite E_0, F_0, G_0, H_0 by the new introduced terms in (2.16). Note that $A_\beta - B D_\alpha^{-1} C$ is nonsingular, which implies $I - T_1^D T_1^A = I - Y^D Y^A = I - R^B D_\alpha^{-1} C A_\beta^{-1} L^B$ is nonsingular and $(I - Y^D Y^A)^{-1} \stackrel{(1.3)}{=} I + R^B D_\alpha^{-1} C (A_\beta - B D_\alpha^{-1} C)^{-1} L^B$. Plugging (2.15) into (2.8),

$$\begin{aligned} H_0 &= (\alpha + \beta) A_\beta^{-1} (I - L^B R^B D_\alpha^{-1} L^C R^C A_\beta^{-1})^{-1} L^B R^B D_\alpha^{-1} \\ &\stackrel{(1.2)}{=} (\alpha + \beta) A_\beta^{-1} L^B (I - R^B D_\alpha^{-1} L^C R^C A_\beta^{-1} L^B)^{-1} R^B D_\alpha^{-1} \\ &\stackrel{(2.16)}{=} L_B (I - Y^D Y^A)^{-1} R_B = U_1^A (I - T_1^D T_1^A)^{-1} V_1^D, \end{aligned} \quad (2.19a)$$

which is (2.18) at $t = 1$. Similarly, we have

$$E_0 = \tilde{D} + U_1^D (I - Y^A Y^D)^{-1} Y^A V_1^D, \quad (2.19b)$$

$$F_0 = \tilde{A} + U_1^A (I - Y^D Y^A)^{-1} Y^D V_1^A, \quad (2.19c)$$

$$G_0 = U_1^D (I - Y^A Y^D)^{-1} V_1^A. \quad (2.19d)$$

Also,

$$E_0 = [U_1^D (I - Y^A Y^D)^{-1} Y^A \quad I] \begin{bmatrix} V_1^D \\ \tilde{D} \end{bmatrix}, \quad (2.20a)$$

$$F_0 = \begin{bmatrix} U_1^A & \tilde{A} \end{bmatrix} \begin{bmatrix} (I - Y^D Y^A)^{-1} Y^D V_1^A \\ I \end{bmatrix}. \quad (2.20b)$$

Then suppose that $I - T_t^D T_t^A$ is nonsingular and (2.18) holds for t , and we are going to show them for $t + 1$. By the fixed-point iteration (2.13),

$$\begin{aligned} X_{t+1} &= H_0 + F_0 U_t^A (I - T_t^D T_t^A)^{-1} V_t^D (I - G_0 U_t^A (I - T_t^D T_t^A)^{-1} V_t^D)^{-1} E_0 \\ &\stackrel{(1.2)}{=} H_0 + F_0 U_t^A (I - T_t^D T_t^A)^{-1} (I - V_t^D G_0 U_t^A (I - T_t^D T_t^A)^{-1})^{-1} V_t^D E_0 \\ &\stackrel{(2.19a)}{=} U_1^A (I - Y^D Y^A)^{-1} V_1^D + F_0 U_t^A ((I - T_t^D T_t^A) - V_t^D G_0 U_t^A)^{-1} V_t^D E_0 \\ &= [U_1^A \quad F_0 U_t^A] \begin{bmatrix} I - Y^D Y^A & \\ & I - T_t^D T_t^A - V_t^D G_0 U_t^A \end{bmatrix}^{-1} \begin{bmatrix} V_1^D \\ V_t^D E_0 \end{bmatrix} \\ &\stackrel{(2.20)}{=} \begin{bmatrix} U_1^A & \tilde{A} U_t^A \end{bmatrix} \begin{bmatrix} I & (I - Y^D Y^A)^{-1} Y^D V_1^A U_t^A \\ & I \end{bmatrix} \\ &\quad \cdot \begin{bmatrix} I - Y^D Y^A & \\ & I - T_t^D T_t^A - V_t^D U_1^D (I - Y^A Y^D)^{-1} V_1^A U_t^A \end{bmatrix}^{-1} \\ &\quad \cdot \begin{bmatrix} I & \\ V_t^D U_1^D (I - Y^A Y^D)^{-1} Y^A & I \end{bmatrix} \begin{bmatrix} V_1^D \\ V_t^D \tilde{D} \end{bmatrix} \end{aligned}$$

$$\begin{aligned}
&= \begin{bmatrix} U_1^A & \tilde{A}U_1^A \end{bmatrix} \begin{bmatrix} I - Y^D Y^A & -Y^D V_1^A U_1^A \\ -V_1^D U_1^D Y^A & I - T_1^D T_1^A - V_1^D U_1^D V_1^A U_1^A \end{bmatrix}^{-1} \begin{bmatrix} V_1^D \\ V_1^D \tilde{D} \end{bmatrix} \\
&= \begin{bmatrix} U_1^A & \tilde{A}U_1^A \end{bmatrix} \left(I - \begin{bmatrix} Y^D & \\ V_1^D U_1^D & T_1^D \end{bmatrix} \begin{bmatrix} Y^A & V_1^A U_1^A \\ T_1^A & \end{bmatrix} \right)^{-1} \begin{bmatrix} V_1^D \\ V_1^D \tilde{D} \end{bmatrix} \\
&= U_{t+1}^A (I - T_{t+1}^D T_{t+1}^A)^{-1} V_{t+1}^D.
\end{aligned}$$

In the process we have already known $I - T_{t+1}^D T_{t+1}^A$ is nonsingular.

Once (2.18) is obtained, the operator expression for X_* will follow because of $X_t \rightarrow X_*$ by Theorem 2.1. \square

It is not difficult to find out that Theorem 2.2 coincides with the so-called decoupled form of H_k in the ADDA introduced in [16, 18] at $t = 2^k$, which implies that the ADDA can be regarded as an acceleration of the fixed-point iteration (2.13), or equivalently the ADDA only computes the subsequence $X_1, X_2, X_4, \dots, X_{2^k}, \dots$.

One may wonder if the sequence $\{X_t = \mathcal{D}(X_{t-1})\}$ still converges when starting from an nonzero initial X_0 . That is, we consider

$$X_0 = \Gamma^A \Gamma^D, \quad X_{t+1} = \mathcal{D}(X_t) := H_0 + F_0 X_t (I - G_0 X_t)^{-1} E_0, \quad (2.21)$$

where F_0, E_0, G_0, H_0 are defined as in (2.8). Provided that (2.14) holds, following the same observations that the generated sequence $\left\{ \begin{bmatrix} I \\ X_t \end{bmatrix} \right\}$ is essentially the outcome of the power iteration applied to $-\mathcal{C}^{\alpha, \beta}(\mathcal{H})^{-1}$, we conclude that $X_t \rightarrow X_*$ and that $I - G_0 X_t$ remains nonsingular for all t . The remaining issue is whether the generated sequence $\{X_t\}$ still preserves a Toeplitz structure? The answer is yes and Theorem 2.3 provides the analog of Theorem 2.2 for an arbitrary initial term.

Theorem 2.3. *The sequence $\{X_t\}$ generated by (2.21) is given by*

$$X_t = \begin{bmatrix} U_t^A & \tilde{A}^t \Gamma^A \end{bmatrix} \left(I - \begin{bmatrix} T_t^D \\ \Gamma^D U_t^D \end{bmatrix} \begin{bmatrix} T_t^A & V_t^A \Gamma^A \end{bmatrix} \right)^{-1} \begin{bmatrix} V_t^D \\ \Gamma^D \tilde{D}^t \end{bmatrix}, \quad (2.22)$$

in which $I - \begin{bmatrix} T_t^D \\ \Gamma^D U_t^D \end{bmatrix} \begin{bmatrix} T_t^A & V_t^A \Gamma^A \end{bmatrix}$ is nonsingular, where $U_t^D, V_t^A, U_t^A, V_t^D, T_t^D, T_t^A$ are defined by (2.17).

Note that (2.22) reduces to (2.18) at $\Gamma^A = 0, \Gamma^D = 0$. The proof is quite similar to that for the DAREs [17] and the details are deferred in Section A.

2.4 Acceleration by using different shifts

The fixed-point iteration, as we can see, converges slowly. Since the iteration depends on the pair (α, β) , referred to as a *shift*, the convergence would be accelerated by using different shifts at each step. Motivated by this idea, we consider a new iteration, termed *Flexible Fixed-Point Iteration*:

$$X_0 = \Gamma^A \Gamma^D, \quad X_{t+1} = \mathcal{D}_t(X_t) := H_t + F_t X_t (I - G_t X_t)^{-1} E_t, \quad (2.23)$$

where $E_t = E(\alpha_t, \beta_t), F_t = F(\alpha_t, \beta_t), G_t = G(\alpha_t, \beta_t), H_t = H(\alpha_t, \beta_t)$ are defined as in (2.8). The resulting sequence $\{X_t\}$ retains a similar structure, as shown in Theorem 2.4. Before stating the result, we introduce some notation. For any scalar or matrix λ (with $(\alpha + \lambda)^{-1}$ interpreted as $(\alpha I + \lambda)^{-1}$ in the matrix case), define

$$\mathcal{C}_{i,j}^{\alpha,\beta}(\lambda) = \prod_{l=1}^j \mathcal{C}^{\alpha_{i-l}, \beta_{i-l}}(\lambda) = \prod_{l=1}^j \frac{\beta_{i-l} - \lambda}{\lambda + \alpha_{i-l}}, \quad \overline{\mathcal{C}}_{i,j}^{\alpha,\beta}(\lambda) = \frac{\mathcal{C}_{i,j}^{\alpha,\beta}(\lambda)}{\lambda + \alpha_{i-j-1}}, \quad \underline{\mathcal{C}}_{i,j}^{\alpha,\beta}(\lambda) = \frac{\mathcal{C}_{i,j}^{\alpha,\beta}(\lambda)}{\lambda + \alpha_i},$$

with the convention $\prod_{l=1}^0(*) = 1$. We further set

$$\mathcal{V}_t^{\alpha,\beta}(\lambda) = \begin{bmatrix} \overline{\mathcal{C}}_{t,0}^{\alpha,\beta}(\lambda) \\ \overline{\mathcal{C}}_{t,1}^{\alpha,\beta}(\lambda) \\ \vdots \\ \overline{\mathcal{C}}_{t,t-1}^{\alpha,\beta}(\lambda) \end{bmatrix}, \quad \underline{\mathcal{V}}_t^{\alpha,\beta}(\lambda) = \begin{bmatrix} \underline{\mathcal{C}}_{t-1,t-1}^{\alpha,\beta}(\lambda) \\ \vdots \\ \underline{\mathcal{C}}_{1,1}^{\alpha,\beta}(\lambda) \\ \underline{\mathcal{C}}_{0,0}^{\alpha,\beta}(\lambda) \end{bmatrix}, \quad \mathcal{T}_t^{\alpha,\beta}(\lambda) = \begin{bmatrix} \frac{\overline{\mathcal{C}}_{t,0}^{\alpha,\beta}(\lambda)}{\alpha_{t-1} + \beta_{t-1}} & & \\ \frac{\overline{\mathcal{C}}_{t-1,0}^{\alpha,\beta}(\lambda)}{\alpha_{t-1} + \lambda} & \ddots & \\ \vdots & \ddots & \frac{\overline{\mathcal{C}}_{2,0}^{\alpha,\beta}(\lambda)}{\alpha_1 + \beta_1} \\ \frac{\overline{\mathcal{C}}_{t-1,t-2}^{\alpha,\beta}(\lambda)}{\alpha_{t-1} + \lambda} & \dots & \frac{\overline{\mathcal{C}}_{1,0}^{\alpha,\beta}(\lambda)}{\alpha_1 + \lambda} & \frac{\overline{\mathcal{C}}_{1,0}^{\alpha,\beta}(\lambda)}{\alpha_0 + \beta_0} \end{bmatrix},$$

and

$$\Omega_t = \text{diag}(\alpha_{t-1} + \beta_{t-1}, \dots, \alpha_1 + \beta_1, \alpha_0 + \beta_0), \quad J_t = \text{diag}(1, -1, \dots, (-1)^{t-1}). \quad (2.24)$$

With this notation one verifies

$$\mathcal{V}_t^{\alpha,\beta}(\lambda) = \mathcal{T}_t^{\alpha,\beta}(\lambda)\Omega_t J_t \mathbf{1}_t, \quad J_t P_t^{\alpha,\beta} J_t + \lambda I_t = [\mathcal{T}_t^{\alpha,\beta}(\lambda)\Omega_t]^{-1}, \quad (2.25)$$

$$\text{where } P_t^{\alpha,\beta} = \begin{bmatrix} \alpha_{t-1} & & & & \\ \alpha_{t-1} + \beta_{t-1} & \ddots & & & \\ \vdots & \ddots & \ddots & \alpha_1 & \\ \alpha_{t-1} + \beta_{t-1} & \cdots & \alpha_1 + \beta_1 & \alpha_0 & \end{bmatrix}.$$

Theorem 2.4. Suppose that (2.12) and (2.14) hold for each shift in $(\alpha_0, \beta_0), \dots, (\alpha_{t-1}, \beta_{t-1})$. The sequence $\{X_t\}$ generated by the flexible fixed-point iteration (2.23) is given by

$$X_t = \begin{bmatrix} U_t^A & \mathcal{C}_{t,t}^{\beta,\alpha}(A)\Gamma^A \end{bmatrix} \left(I - \begin{bmatrix} T_t^D \\ \Gamma^D U_t^D \end{bmatrix} \begin{bmatrix} T_t^A & V_t^A \Gamma^A \end{bmatrix} \right)^{-1} \begin{bmatrix} V_t^D \\ \Gamma^D \mathcal{C}_{t,t}^{\alpha,\beta}(D) \end{bmatrix}, \quad (2.26)$$

in which $I - \begin{bmatrix} T_t^D \\ \Gamma^D U_t^D \end{bmatrix} \begin{bmatrix} T_t^A & V_t^A \Gamma^A \end{bmatrix}$ is nonsingular, where $U_t^D, V_t^A, U_t^A, V_t^D, T_t^D, T_t^A$ are defined by

$$U_t^D = [\mathcal{U}_t^{\alpha,\beta}(D^T)]^T (I_t \otimes L^C), \quad V_t^A = (\Omega_t \otimes R^C) \mathcal{U}_t^{\beta,\alpha}(A), \quad (2.27a)$$

$$U_t^A = [\mathcal{V}_t^{\beta,\alpha}(A^T)]^T (I_t \otimes L^B), \quad V_t^D = (\Omega_t \otimes R^B) \mathcal{V}_t^{\alpha,\beta}(D), \quad (2.27b)$$

$$T_t^A = (\Omega_t \otimes R^C) [\mathcal{T}_t^{\beta,\alpha}(A^T)]^T (I_t \otimes L^B), \quad T_t^D = (\Omega_t \otimes R^B) \mathcal{T}_t^{\alpha,\beta}(D) (I_t \otimes L^C). \quad (2.27c)$$

Proof. The proof is nearly the same as Theorem 2.3 and thus omitted. \square

The convergence behavior of this iteration depends crucially on the chosen shifts. Note that

$$\begin{bmatrix} I \\ X_t \end{bmatrix} = \mathcal{C}_{t,t}^{\alpha,\beta}(\mathcal{H})^{-1} \begin{bmatrix} I \\ X_0 \end{bmatrix} K,$$

where $K = (-1)^t R_0 R_1 \cdots R_{t-1}$ is a nonsingular normalization with $R_k = -(I - G_k X_k)^{-1} E_k$ for $k = 0, 1, \dots, t-1$, and $\mathcal{C}_{t,t}^{\alpha,\beta}(\lambda)$ is a rational function that is a ratio of two degree- t polynomials.

A natural question is: *which shifts ensure convergence?* An exact characterization is difficult, though by analogy with the CARE case [25], one may conjecture a sufficient condition similar to the non-Blaschke condition. A detailed analysis is left for future work.

On the other hand, recalling that the fixed-point iteration essentially acts as a power method applied to $-\mathcal{C}^{\alpha,\beta}(\mathcal{H})^{-1}$, one expects faster convergence when the chosen shifts maximize the spectral separation between stabilizing and anti-stabilizing eigenvalues. This motivates the following optimization:

$$\inf_{\mathcal{C}_{t,t}^{\alpha,\beta}} \frac{\max_{\lambda \in \lambda(\mathcal{H}) \setminus \mathbb{C}_-} |\mathcal{C}_{t,t}^{\alpha,\beta}(\lambda)|^{-1}}{\min_{\lambda \in \lambda(\mathcal{H}) \cap \mathbb{C}_-} |\mathcal{C}_{t,t}^{\alpha,\beta}(\lambda)|^{-1}} = \left(\sup_{\mathcal{C}_{t,t}^{\alpha,\beta}} \frac{\min_{\lambda \in \lambda(\mathcal{H}) \setminus \mathbb{C}_-} |\mathcal{C}_{t,t}^{\alpha,\beta}(\lambda)|}{\max_{\lambda \in \lambda(\mathcal{H}) \cap \mathbb{C}_-} |\mathcal{C}_{t,t}^{\alpha,\beta}(\lambda)|} \right)^{-1} =: \frac{1}{\kappa_t}.$$

The problem of determining the optimal $\mathcal{C}_{t,t}^{\alpha,\beta}$ and the minimal $\frac{1}{\kappa_t}$ for two given sets (here, $\lambda(\mathcal{H}) \setminus \mathbb{C}_-$ and $\lambda(\mathcal{H}) \cap \mathbb{C}_-$) is known as *Zolotarev's third problem*, named after Zolotarev's work [30] where the problem is solved for the intervals $[-1, 1]$ and $(-\infty, -\gamma] \cup [\gamma, +\infty)$ for $\gamma > 1$. Gonchar [14, 15] extended the result to any intervals and a plane condenser (a pair of two disjoint closed sets E, F of which each has a connected complement in \mathbb{C} and whose boundaries satisfy $\partial(E \cup F) = \partial E \cup \partial F$). The theoretical analysis is highly nontrivial, but roughly speaking, if the smallest enclosing disks of the two sets $\lambda(\mathcal{H}) \setminus \mathbb{C}_-, \lambda(\mathcal{H}) \cap \mathbb{C}_-$ have radii a, b and center distance c , then an exponential convergence is implied:

$$\lim_{t \rightarrow \infty} \kappa_t^{1/t} = p + \sqrt{p^2 - 1}, \quad p = \frac{c^2 - a^2 - b^2}{2ab},$$

after some calculations on the ratio of radii of the annulus that are the image of the complement of the two smallest enclosing disks in the complex plane under a proper Möbius transformation.

In practice, asymptotically optimal rational functions can be approximated by choosing generalized *Leja points* [3]. These are generated via a greedy procedure: starting from $-\bar{\alpha}_0$ and β_0 with minimal distance, each subsequent (α_k, β_k) is selected such that

$$\max_{\lambda \in \lambda(\mathcal{H}) \setminus \mathbb{C}_-} |\mathcal{C}_{k,k}^{\alpha,\beta}(\lambda)| = |\mathcal{C}_{k,k}^{\alpha,\beta}(-\bar{\alpha}_k)|, \quad \min_{\lambda \in \lambda(\mathcal{H}) \cap \mathbb{C}_-} |\mathcal{C}_{k,k}^{\alpha,\beta}(\lambda)| = |\mathcal{C}_{k,k}^{\alpha,\beta}(\beta_k)|.$$

3 Incorporation and RADI

The incorporation technique, also known as defect correction, is a practical approach for solving matrix equations and is particularly well suited to algebraic Riccati equations. For example, it leads directly to the efficient RADI method for CAREs. In this section, we extend this idea and develop a variant of RADI for NAREs (1.1).

The basic idea is as follows. Once an approximate solution \tilde{X} is obtained, we write the exact solution as $X_\star = \tilde{X} + \Delta$. Substituting this expression into the original equation yields a new equation in Δ , from which an approximation $\tilde{\Delta}$ can be computed. The updated solution $\tilde{X} + \tilde{\Delta}$ should then provide a better approximation than \tilde{X} .

A critical aspect of the incorporation technique is that the transformed equation for Δ preserves the structures of the original equation. This is confirmed for NAREs (1.1) by the following result.

Lemma 3.1. *Let \tilde{X} be an approximate solution to the NARE (1.1).*

1. $\Delta = X_\star - \tilde{X}$ is a solution to the following matrix equation

$$\Delta C \Delta - \Delta(D - C\tilde{X}) - (A - \tilde{X}C)\Delta + \mathcal{R}(\tilde{X}) = 0. \quad (3.1)$$

2. Conversely, if Δ is a solution to the matrix equation (3.1), then $\tilde{X} + \Delta$ is a solution to the equation (1.1).

3. There exists a unique stabilizing solution Δ_\star to (3.1), and $X_\star = \tilde{X} + \Delta_\star$.

Proof. Items 1 and 2 is straightforward: $0 = (\tilde{X} + \Delta)C(\tilde{X} + \Delta) - (\tilde{X} + \Delta)D - A(\tilde{X} + \Delta) + B = \Delta C \Delta - (A - \tilde{X}C)\Delta - \Delta(D - C\tilde{X}) + \tilde{X}C\tilde{X} - \tilde{X}D - A\tilde{X} + B$.

Item 3: note that

$$\mathcal{H}_{\tilde{X}} := \begin{bmatrix} D - C\tilde{X} & -C \\ \mathcal{R}(\tilde{X}) & -(A - \tilde{X}C) \end{bmatrix} = \begin{bmatrix} I & 0 \\ -\tilde{X} & I \end{bmatrix} \mathcal{H} \begin{bmatrix} I & 0 \\ \tilde{X} & I \end{bmatrix}. \quad (3.2)$$

Hence both (3.1) and its dual equation admit unique stabilizing solutions. Moreover, $\lambda(D - CX_\star) \subset \mathcal{C}_-$ if and only if $\lambda(D - C\tilde{X} - C\Delta) \subset \mathcal{C}_-$, resulting that $\Delta = \Delta_\star$. \square

3.1 Low-rank factorization of the residual

To apply the incorporation technique within the fixed-point iteration (2.13), a natural question is how to factorize the residual $\mathcal{R}(\tilde{X})$. The same idea extends to the flexible fixed-point iteration (2.23). For $\tilde{X} = X_t$ generated by (2.23), the following theorem provides such a factorization.

Theorem 3.1. *For X_t defined by (2.23) with $X_0 = 0$, the residual satisfies $\mathcal{R}(X_t) = L_t^B R_t^B$, where*

$$L_0^B = L^B, \quad L_t^B = L^B - U_t^A(I - T_t^D T_t^A)^{-1}(\Omega_t J_t \mathbf{1}_t \otimes I_p), \quad (3.3a)$$

$$R_0^B = R^B, \quad R_t^B = R^B - (\mathbf{1}_t^T J_t \otimes I_p)(I - T_t^D T_t^A)^{-1}V_t^D, \quad (3.3b)$$

and $U_t^A, T_t^D, T_t^A, V_t^D$ are as in (2.27) and Ω_t, J_t are as in (2.24).

Proof. The proof follows directly once several observations are made. Note that (2.25) and (2.27) guarantee

$$V_t^D L^C = T_t^D(\Omega_t J_t \mathbf{1}_t \otimes I_p), \quad R^C U_t^A = (\mathbf{1}_t^T J_t \otimes I_p)T_t^A, \quad (3.4a)$$

$$V_t^D D = (\Omega_t J_t \mathbf{1}_t \otimes I_p)R^B - (\Omega_t J_t P_t^{\alpha, \beta} J_t \Omega_t^{-1} \otimes I_p)V_t^D, \quad AU_t^A = L^B(\mathbf{1}_t^T J_t \otimes I_p) - U_t^A(J_t[P_t^{\beta, \alpha}]^T J_t \otimes I_p), \quad (3.4b)$$

and

$$\Omega_t J_t P_t^{\alpha, \beta} J_t \Omega_t^{-1} \otimes I_p \text{ and } T_t^D \text{ commute, while } J_t[P_t^{\beta, \alpha}]^T J_t \otimes I_p \text{ and } T_t^A \text{ commute.} \quad (3.5a)$$

Besides, it is easy to examine

$$P_t^{\alpha, \beta} \Omega_t^{-1} + \Omega_t^{-1}[P_t^{\beta, \alpha}]^T = \mathbf{1}_t \mathbf{1}_t^T. \quad (3.5b)$$

Hence

$$\begin{aligned} \mathcal{R}(X_t) &= L_t^B R_t^B \\ &= X_t C X_t - X_t D - A X_t + B - L_t^B R_t^B \\ &\stackrel{(2.26)}{=} U_t^A(I - T_t^D T_t^A)^{-1}V_t^D L^C R^C U_t^A(I - T_t^D T_t^A)^{-1}V_t^D \\ &\quad - U_t^A(I - T_t^D T_t^A)^{-1}V_t^D D - AU_t^A(I - T_t^D T_t^A)^{-1}V_t^D + L^B R^B \\ &\quad - [L^B - U_t^A(I - T_t^D T_t^A)^{-1}(\Omega_t J_t \mathbf{1}_t \otimes I_p)] [R^B - (\mathbf{1}_t^T J_t \otimes I_p)(I - T_t^D T_t^A)^{-1}V_t^D] \end{aligned}$$

$$\begin{aligned}
& \stackrel{(3.4)}{=} U_t^A (I - T_t^D T_t^A)^{-1} T_t^D (\Omega_t J_t \mathbf{1}_t \otimes I_p) (\mathbf{1}_t^T J_t \otimes I_p) T_t^A (I - T_t^D T_t^A)^{-1} V_t^D \\
& \quad - U_t^A (I - T_t^D T_t^A)^{-1} [(\Omega_t J_t \mathbf{1}_t \otimes I_p) R^B - (\Omega_t J_t P_t^{\alpha, \beta} J_t \Omega_t^{-1} \otimes I_p) V_t^D] \\
& \quad - [L^B (\mathbf{1}_t^T J_t \otimes I_p) - U_t^A (J_t [P_t^{\beta, \alpha}]^T J_t \otimes I_p)] (I - T_t^D T_t^A)^{-1} V_t^D \\
& \quad + L^B (\mathbf{1}_t^T J_t \otimes I_p) (I - T_t^D T_t^A)^{-1} V_t^D + U_t^A (I - T_t^D T_t^A)^{-1} (\Omega_t J_t \mathbf{1}_t \otimes I_p) R^B \\
& \quad - U_t^A (I - T_t^D T_t^A)^{-1} (\Omega_t J_t \mathbf{1}_t \otimes I_p) (\mathbf{1}_t^T J_t \otimes I_p) (I - T_t^D T_t^A)^{-1} V_t^D \\
& = U_t^A (I - T_t^D T_t^A)^{-1} T_t^D (\Omega_t J_t \mathbf{1}_t \mathbf{1}_t^T J_t \otimes I_p) T_t^A (I - T_t^D T_t^A)^{-1} V_t^D \\
& \quad + U_t^A (I - T_t^D T_t^A)^{-1} (\Omega_t J_t P_t^{\alpha, \beta} J_t \Omega_t^{-1} \otimes I_p) V_t^D + U_t^A (J_t [P_t^{\beta, \alpha}]^T J_t \otimes I_p) (I - T_t^D T_t^A)^{-1} V_t^D \\
& \quad - U_t^A (I - T_t^D T_t^A)^{-1} (\Omega_t J_t \mathbf{1}_t \mathbf{1}_t^T J_t \otimes I_p) (I - T_t^D T_t^A)^{-1} V_t^D \\
& = U_t^A (I - T_t^D T_t^A)^{-1} [T_t^D (\Omega_t J_t \mathbf{1}_t \mathbf{1}_t^T J_t \otimes I_p) T_t^A + (\Omega_t J_t P_t^{\alpha, \beta} J_t \Omega_t^{-1} \otimes I_p) (I - T_t^D T_t^A) \\
& \quad + (I - T_t^D T_t^A) (J_t [P_t^{\beta, \alpha}]^T J_t \otimes I_p) - (\Omega_t J_t \mathbf{1}_t \mathbf{1}_t^T J_t \otimes I_p)] (I - T_t^D T_t^A)^{-1} V_t^D \\
& \stackrel{(3.5)}{=} 0.
\end{aligned}$$

□

Particularly, when all the shifts $(\alpha_i, \beta_i), i = 0, \dots, t-1$ are the same, Theorem 3.1 reduces to the factorization of the residual $\mathcal{R}(X_t)$ for the fixed-point iteration (2.13).

Motivated by the relation between the RADI method and the underlying Toeplitz structure, as discussed in [17], we derive the RADI method for NAREs. The idea is to apply the incorporation update $X \leftarrow X + \Delta$ and update Δ and $\mathcal{R}(\Delta)$ using (2.26) (or (2.18)) and (3.3), respectively, with $t = 1$:

- P1. $A_{k, \beta_k} = A_k + \beta_k I, D_{k, \alpha_k} = D_k + \alpha_k I.$
- P2. $Y_k^A = R^C A_{k, \beta_k}^{-1} L_k^B, Y_k^D = R_k^B D_{k, \alpha_k}^{-1} L^C,$
- P3. $\Upsilon_k = \frac{1}{\alpha_k + \beta_k} (I - Y_k^D Y_k^A).$
- P4. $\Delta_k = A_{k, \beta_k}^{-1} L_k^B \Upsilon_k^{-1} R_k^B D_{k, \alpha_k}^{-1}, X_{k+1} = X_k + \Delta_k,$
- P5. $L_{k+1}^B = L_k^B - A_{k, \beta_k}^{-1} L_k^B \Upsilon_k^{-1}, R_{k+1}^B = R_k^B - \Upsilon_k^{-1} R_k^B D_{k, \alpha_k}^{-1}.$
- P6. $A_{k+1} = A_k - \Delta_k C, D_{k+1} = D_k - C \Delta_k.$

The initialization is given by $B = L^B R^B, C = L^C R^C, A_0 = A, D_0 = D, X_0 = 0, L_0^B = L^B, R_0^B = R^B.$

It is worth noting that the RADI method generates the same sequence $\{X_k\}$ as (2.23), as long as all the shifts are chosen the same. Thus, RADI can be viewed as an implementation of (2.23) that may offers practical numerical advantages. In the following, we address several implementation aspects.

3.2 Implicit update of the square matrices

We next discuss techniques to reduce both storage and computational costs. Recall that $p, q \ll m, n$, and that both A and D are large-scale and sparse. Thanks to the sparse and low-rank structures, it is desirable to avoid updating A and D explicitly during the computation.

Define

$$\hat{L}_k^X = A_{k, \beta_k}^{-1} L_k^B, \quad \hat{R}_k^X = R_k^B D_{k, \alpha_k}^{-1},$$

so that

$$\begin{aligned}
\Delta_k &= \hat{L}_k^X \Upsilon_k^{-1} \hat{R}_k^X, \quad L_{k+1}^B = L_k^B - \hat{L}_k^X \Upsilon_k^{-1}, \quad R_{k+1}^B = R_k^B - \Upsilon_k^{-1} \hat{R}_k^X, \\
A_{k+1} &= A_k - \hat{L}_k^X \Upsilon_k^{-1} Y_k^D R^C, \quad D_{k+1} = D_k - L^C Y_k^A \Upsilon_k^{-1} \hat{R}_k^X.
\end{aligned}$$

Let

$$L_{k+1}^\Phi = \sum_{i=0}^k \hat{L}_i^X \Upsilon_i^{-1} Y_i^D, \quad R_{k+1}^\Phi = \sum_{i=0}^k Y_i^A \Upsilon_i^{-1} \hat{R}_i^X,$$

with $L_0^\Phi = 0, R_0^\Phi = 0$. It follows that

$$A_k = A - L_k^\Phi R^C, \quad D_k = D - L^C R_k^\Phi.$$

Recalling $A_{0, \beta_k} = A + \beta_k I$, the Sherman–Morrison–Woodbury formula (1.3) helps to derive

$$Y_k^A = R^C A_{k, \beta_k}^{-1} L_k^B = R^C (A_{0, \beta_k} - L_k^\Phi R^C)^{-1} L_k^B$$

$$\begin{aligned}
&\stackrel{(1.3)}{=} R^C \left(A_{0,\beta_k}^{-1} + A_{0,\beta_k}^{-1} L_k^\Phi (I - R^C A_{0,\beta_k}^{-1} L_k^\Phi)^{-1} R^C A_{0,\beta_k}^{-1} \right) L_k^B \\
&= R^C A_{0,\beta_k}^{-1} L_k^B + R^C A_{0,\beta_k}^{-1} L_k^\Phi (I - R^C A_{0,\beta_k}^{-1} L_k^\Phi)^{-1} R^C A_{0,\beta_k}^{-1} L_k^B \\
&= (I - R^C \underline{A_{0,\beta_k}^{-1} L_k^\Phi})^{-1} R^C \underline{A_{0,\beta_k}^{-1} L_k^B},
\end{aligned}$$

where the main computational cost lies in solving the linear systems $A_{0,\beta_k}^{-1} L_k^B$ and $A_{0,\beta_k}^{-1} L_k^\Phi$. (It seems good to solve $R^C A_{0,\beta_k}^{-1}$ that reduces the computational cost, but the underlined terms are required explicitly below.) Also,

$$\begin{aligned}
A_{k,\beta_k}^{-1} L_k^B &= (A_{0,\beta_k} - L_k^\Phi R^C)^{-1} L_k^B \\
&\stackrel{(1.3)}{=} \left(A_{0,\beta_k}^{-1} + A_{0,\beta_k}^{-1} L_k^\Phi (I - R^C A_{0,\beta_k}^{-1} L_k^\Phi)^{-1} R^C A_{0,\beta_k}^{-1} \right) L_k^B \\
&= \underline{A_{0,\beta_k}^{-1} L_k^B} + \underline{A_{0,\beta_k}^{-1} L_k^\Phi Y_k^A},
\end{aligned}$$

consisting of three terms already in hand. Analogous formulas hold for Y_k^D and $R_k^B D_{k,\alpha_k}^{-1}$:

$$\begin{aligned}
Y_k^D &= R_k^B D_{0,\alpha_k}^{-1} L^C (I - R_k^\Phi D_{0,\alpha_k}^{-1} L^C)^{-1}, \\
R_k^B D_{k,\alpha_k}^{-1} &= R_k^B D_{0,\alpha_k}^{-1} + Y_k^D R_k^\Phi D_{0,\alpha_k}^{-1},
\end{aligned}$$

where $D_{0,\alpha_k} = D + \alpha_k I$.

3.3 Real arithmetics with complex shifts

Even when all matrices A, B, C , and D are real, it is often natural and beneficial to employ a complex shift (α_k, β_k) in the iteration, as complex shifts would significantly accelerate convergence. However, to ensure efficiency, the use of complex arithmetic should be minimized, since one complex addition requires two real additions, and one complex multiplication requires four real multiplications and two real additions (or three real multiplications and five real additions). To achieve this reduction, after applying a nonreal shift (α_k, β_k) , we immediately use its conjugate $(\bar{\alpha}_k, \bar{\beta}_k)$ in the subsequent step, and aim to compute all quantities in the $(k+2)$ -th iteration from those in the k -th iteration while avoiding complex arithmetic as much as possible. In fact, the procedure can be reformulated so that no complex arithmetic is needed at all.

Specifically, suppose L_k^B, R_k^B , and X_k are all real, and consider two consecutive steps of the fixed-point iteration (2.23) with shifts (α_k, β_k) and $(\bar{\alpha}_k, \bar{\beta}_k)$ applied to

$$\Delta C \Delta - \Delta D_k - A_k \Delta + L_k^B R_k^B = 0,$$

with initial $\Delta_0 = 0$. It follows from Theorems 2.4 and 3.1 that

$$\begin{aligned}
\Delta_2 &= X_{k+2} - X_k = U_2^A (I - T_2^D T_2^A)^{-1} V_2^D, \\
L_{k+2}^B - L_k^B &= -U_2^A (I - T_2^D T_2^A)^{-1} (\Omega_2 J_2 \mathbf{1}_2 \otimes I_p), \\
R_{k+2}^B - R_k^B &= -(\mathbf{1}_2^T J_2 \otimes I_p) (I - T_2^D T_2^A)^{-1} V_2^D,
\end{aligned}$$

where

$$\begin{aligned}
U_2^A &= \begin{bmatrix} (A_k + \bar{\beta}_k I)^{-1} L_k^B & (A_k + \beta_k I)^{-1} (A_k + \bar{\beta}_k I)^{-1} (\bar{\alpha}_k I - A_k) L_k^B \\ R_k^B (D_k + \bar{\alpha}_k I)^{-1} L^C & 0 \end{bmatrix}, \\
T_2^D &= \begin{bmatrix} (\alpha_k + \beta_k) R_k^B (D_k + \bar{\alpha}_k I)^{-1} (D_k + \alpha_k I)^{-1} L^C & R_k^B (D_k + \alpha_k I)^{-1} L^C \\ 0 & R^C (A_k + \beta_k I)^{-1} L_k^B \end{bmatrix}, \\
T_2^A &= \begin{bmatrix} R^C (A_k + \bar{\beta}_k I)^{-1} L_k^B & (\bar{\alpha}_k + \bar{\beta}_k) R^C (A_k + \bar{\beta}_k I)^{-1} (A_k + \beta_k I)^{-1} L_k^B \\ 0 & R^C (A_k + \beta_k I)^{-1} L_k^B \end{bmatrix}, \\
V_2^D &= \begin{bmatrix} (\bar{\alpha}_k + \bar{\beta}_k) R_k^B (D_k + \bar{\alpha}_k I)^{-1} \\ (\alpha_k + \beta_k) R_k^B (D_k + \alpha_k I)^{-1} (D_k + \bar{\alpha}_k I)^{-1} (\bar{\beta}_k I - D_k) \end{bmatrix}.
\end{aligned}$$

Temporarily write $(A_k + \beta_k I)^{-1} L_k^B = \hat{L}_{\Re}^B + i \hat{L}_{\Im}^B$ with real $\hat{L}_{\Re}^B, \hat{L}_{\Im}^B$. Since $Z := (A_k + \beta_k I)^{-1} (A_k + \bar{\beta}_k I)^{-1} L_k^B$ is real, the relation $(A_k + \bar{\beta}_k I) Z = \hat{L}_{\Re}^B + i \hat{L}_{\Im}^B$ implies $Z = -\frac{1}{\Im \beta_k} \hat{L}_{\Im}^B$. Hence

$$\begin{aligned}
U_2^A &= \begin{bmatrix} \hat{L}_{\Re}^B - i \hat{L}_{\Im}^B & (A_k + \beta_k I)^{-1} ((\bar{\alpha}_k + \bar{\beta}_k) (A_k + \bar{\beta}_k I)^{-1} - I) L_k^B \\ \hat{L}_{\Re}^B - i \hat{L}_{\Im}^B & -\frac{\bar{\alpha}_k + \bar{\beta}_k}{\Im \beta_k} \hat{L}_{\Im}^B - \hat{L}_{\Re}^B - i \hat{L}_{\Im}^B \end{bmatrix} \\
&= \begin{bmatrix} \hat{L}_{\Re}^B - i \hat{L}_{\Im}^B & -\frac{\bar{\alpha}_k + \bar{\beta}_k}{\Im \beta_k} \hat{L}_{\Im}^B - \hat{L}_{\Re}^B - i \hat{L}_{\Im}^B \end{bmatrix}
\end{aligned}$$

$$= \begin{bmatrix} \hat{L}_{\Re}^B & \hat{L}_{\Im}^B \end{bmatrix} (\Psi^A \otimes I_p),$$

$$\text{where } \Psi^A = \begin{bmatrix} 1 & -1 \\ -i & -i - \frac{\bar{\alpha}_k + \bar{\beta}_k}{\Im \beta_k} \end{bmatrix}. \text{ Letting } \Theta^A = \begin{bmatrix} -i & -\frac{\bar{\alpha}_k + \bar{\beta}_k}{\Im \beta_k} \\ i & \end{bmatrix},$$

$$T_2^A = \begin{bmatrix} R^C(\hat{L}_{\Re}^B - i\hat{L}_{\Im}^B) & -\frac{\bar{\alpha}_k + \bar{\beta}_k}{\Im \beta_k} R^C \hat{L}_{\Im}^B \\ 0 & R^C(\hat{L}_{\Re}^B + i\hat{L}_{\Im}^B) \end{bmatrix} = I_2 \otimes R^C \hat{L}_{\Re}^B + \Theta^A \otimes R^C \hat{L}_{\Im}^B.$$

$$\text{Similarly, letting } \Omega_2 = \begin{bmatrix} \bar{\alpha}_k + \bar{\beta}_k & \\ & \alpha_k + \beta_k \end{bmatrix}, \Psi^D = \begin{bmatrix} 1 & -i \\ -1 & -i - \frac{\bar{\alpha}_k + \bar{\beta}_k}{\Im \alpha_k} \end{bmatrix}, \Theta^D = \begin{bmatrix} -i & \\ -\frac{\alpha_k + \beta_k}{\Im \alpha_k} & i \end{bmatrix}, \text{ and } R_k^B(D_k + \alpha_k I)^{-1} = \hat{R}_{\Re}^B + i\hat{R}_{\Im}^B,$$

$$V_2^D = (\Omega_2 \Psi^D \otimes I_p) \begin{bmatrix} \hat{R}_{\Re}^B \\ \hat{R}_{\Im}^B \end{bmatrix}, \quad T_2^D = I_2 \otimes \hat{R}_{\Re}^B L^C + \Theta^D \otimes \hat{R}_{\Im}^B L^C.$$

$$\text{Hence } \Delta_2 = \begin{bmatrix} \hat{L}_{\Re}^B & \hat{L}_{\Im}^B \end{bmatrix} \Upsilon_2^{-1} \begin{bmatrix} \hat{R}_{\Re}^B \\ \hat{R}_{\Im}^B \end{bmatrix} \text{ where}$$

$$\begin{aligned} \Upsilon_2 &= (\Omega_2 \Psi^D \otimes I_p)^{-1} \left(I - [I_2 \otimes \hat{R}_{\Re}^B L^C + \Theta^D \otimes \hat{R}_{\Im}^B L^C] [I_2 \otimes R^C \hat{L}_{\Re}^B + \Theta^A \otimes R^C \hat{L}_{\Im}^B] \right) (\Psi^A \otimes I_p)^{-1} \\ &= (\Psi^A \Omega_2 \Psi^D \otimes I_p)^{-1} - (\Psi^A \Omega_2 \Psi^D)^{-1} \otimes \hat{R}_{\Re}^B L^C R^C \hat{L}_{\Re}^B - (\Omega_2 \Psi^D)^{-1} \Theta^D (\Psi^A)^{-1} \otimes \hat{R}_{\Im}^B L^C R^C \hat{L}_{\Re}^B \\ &\quad - (\Omega_2 \Psi^D)^{-1} \Theta^A (\Psi^A)^{-1} \otimes \hat{R}_{\Re}^B L^C R^C \hat{L}_{\Im}^B - (\Omega_2 \Psi^D)^{-1} \Theta^D \Theta^A (\Psi^A)^{-1} \otimes \hat{R}_{\Im}^B L^C R^C \hat{L}_{\Im}^B \end{aligned}$$

$$\text{using } \Psi^A \Theta^A (\Psi^A)^{-1} = -(\Omega_2 \Psi^D)^{-1} \Theta^D \Omega_2 \Psi^D = \begin{bmatrix} 0 & 1 \\ -1 & 0 \end{bmatrix} =: \hat{I}_2,$$

$$\begin{aligned} &= (\Psi^A \Omega_2 \Psi^D \otimes I_p)^{-1} - (\Psi^A \Omega_2 \Psi^D)^{-1} \otimes \hat{R}_{\Re}^B L^C R^C \hat{L}_{\Re}^B + \hat{I}_2 (\Psi^A \Omega_2 \Psi^D)^{-1} \otimes \hat{R}_{\Im}^B L^C R^C \hat{L}_{\Re}^B \\ &\quad - (\Psi^A \Omega_2 \Psi^D)^{-1} \hat{I}_2 \otimes \hat{R}_{\Re}^B L^C R^C \hat{L}_{\Im}^B + \hat{I}_2 (\Psi^A \Omega_2 \Psi^D)^{-1} \hat{I}_2 \otimes \hat{R}_{\Im}^B L^C R^C \hat{L}_{\Im}^B \\ &= (\Psi^A \Omega_2 \Psi^D \otimes I_p)^{-1} - [I_2 \otimes \hat{R}_{\Re}^B L^C - \hat{I}_2 \otimes \hat{R}_{\Im}^B L^C] (\Psi^A \Omega_2 \Psi^D \otimes I_q)^{-1} [I_2 \otimes R^C \hat{L}_{\Re}^B + \hat{I}_2 \otimes R^C \hat{L}_{\Im}^B] \\ &= (\Psi^A \Omega_2 \Psi^D)^{-1} \otimes I_p - \begin{bmatrix} \hat{R}_{\Re}^B L^C & -\hat{R}_{\Im}^B L^C \\ \hat{R}_{\Im}^B L^C & \hat{R}_{\Re}^B L^C \end{bmatrix} (\Psi^A \Omega_2 \Psi^D)^{-1} \otimes I_q \begin{bmatrix} R^C \hat{L}_{\Re}^B & R^C \hat{L}_{\Im}^B \\ -R^C \hat{L}_{\Im}^B & R^C \hat{L}_{\Re}^B \end{bmatrix}. \end{aligned}$$

Here

$$\begin{aligned} (\Psi^A \Omega_2 \Psi^D)^{-1} &= \begin{bmatrix} 2\Re(\alpha_k + \beta_k) & -2\Im(\alpha_k + \beta_k) + \frac{|\alpha_k + \beta_k|^2}{\Im \alpha_k} \\ -2\Im(\alpha_k + \beta_k) + \frac{|\alpha_k + \beta_k|^2}{\Im \beta_k} & -2\Re(\alpha_k + \beta_k) + \frac{|\alpha_k + \beta_k|^2 \Re(\alpha_k + \beta_k)}{\Im \alpha_k \Im \beta_k} \end{bmatrix}^{-1} \\ &= \frac{\Im \alpha_k \Im \beta_k}{|\alpha_k + \beta_k|^2 - 4\Im \alpha_k \Im \beta_k} \begin{bmatrix} -\frac{2\Re(\alpha_k + \beta_k)}{|\alpha_k + \beta_k|^2} + \frac{\Re(\alpha_k + \beta_k)}{\Im \alpha_k \Im \beta_k} & \frac{2\Im(\alpha_k + \beta_k)}{|\alpha_k + \beta_k|^2} - \frac{1}{\Im \alpha_k} \\ \frac{2\Im(\alpha_k + \beta_k)}{|\alpha_k + \beta_k|^2} - \frac{1}{\Im \beta_k} & \frac{2\Re(\alpha_k + \beta_k)}{|\alpha_k + \beta_k|^2} \end{bmatrix}. \end{aligned}$$

On the other hand,

$$\begin{aligned} L_{k+2}^B - L_k^B &= -\begin{bmatrix} \hat{L}_{\Re}^B & \hat{L}_{\Im}^B \end{bmatrix} \Upsilon_2^{-1} ((\Omega_2 \Psi^D)^{-1} \Omega_2 J_2 \mathbf{1}_2 \otimes I_p) = -\begin{bmatrix} \hat{L}_{\Re}^B & \hat{L}_{\Im}^B \end{bmatrix} \Upsilon_2^{-1} (e_1 \otimes I_p), \\ R_{k+2}^B - R_k^B &= -(\mathbf{1}_2^T J_2 (\Psi^A)^{-1} \otimes I_p) \Upsilon_2^{-1} \begin{bmatrix} \hat{R}_{\Re}^B \\ \hat{R}_{\Im}^B \end{bmatrix} = -(e_1^T \otimes I_p) \Upsilon_2^{-1} \begin{bmatrix} \hat{R}_{\Re}^B \\ \hat{R}_{\Im}^B \end{bmatrix}, \quad \text{where } e_1 = \begin{bmatrix} 1 \\ 0 \end{bmatrix}. \end{aligned}$$

Again the Sherman-Morrison-Woodbury formula (1.3) could be used to update A_k, D_k implicitly. In detail, $\hat{L}_{\Re}^B, \hat{L}_{\Im}^B$ is the solution to the real linear system

$$\begin{bmatrix} A_k + \Re \beta_k I & -\Im \beta_k I \\ \Im \beta_k I & A_k + \Re \beta_k I \end{bmatrix} \begin{bmatrix} \hat{L}_{\Re}^B \\ \hat{L}_{\Im}^B \end{bmatrix} = \begin{bmatrix} L_k^B \\ 0 \end{bmatrix},$$

and then

$$\begin{bmatrix} R^C \hat{L}_{\Re}^B \\ R^C \hat{L}_{\Im}^B \end{bmatrix} = \begin{bmatrix} R^C & \\ & R^C \end{bmatrix} \left(\underbrace{\begin{bmatrix} A_0 + \Re \beta_k I & -\Im \beta_k I \\ \Im \beta_k I & A_0 + \Re \beta_k I \end{bmatrix}}_{=:A} - \begin{bmatrix} L_k^{\Phi} R^C & \\ & L_k^{\Phi} R^C \end{bmatrix} \right)^{-1} \begin{bmatrix} L_k^B \\ 0 \end{bmatrix}$$

$$\begin{aligned}
&\stackrel{(1.3)}{=} (I_2 \otimes R^C) \left(\mathcal{A}^{-1} + \mathcal{A}^{-1} (I_2 \otimes L_k^\Phi) [I - (I_2 \otimes R^C) \mathcal{A}^{-1} (I_2 \otimes L_k^\Phi)]^{-1} (I_2 \otimes R^C) \mathcal{A}^{-1} \right) \begin{bmatrix} L_k^B \\ 0 \end{bmatrix} \\
&= (I - (I_2 \otimes R^C) \mathcal{A}^{-1} (I_2 \otimes L_k^\Phi))^{-1} (I_2 \otimes R^C) \mathcal{A}^{-1} \begin{bmatrix} L_k^B \\ 0 \end{bmatrix}, \\
&\begin{bmatrix} \widehat{L}_{\Re}^B \\ \widehat{L}_{\Im}^B \end{bmatrix} = (\mathcal{A} - (I_2 \otimes L_k^\Phi R^C))^{-1} \begin{bmatrix} L_k^B \\ 0 \end{bmatrix} \\
&\stackrel{(1.3)}{=} \left(\mathcal{A}^{-1} + \mathcal{A}^{-1} (I_2 \otimes L_k^\Phi) [I - (I_2 \otimes R^C) \mathcal{A}^{-1} (I_2 \otimes L_k^\Phi)]^{-1} (I_2 \otimes R^C) \mathcal{A}^{-1} \right) \begin{bmatrix} L_k^B \\ 0 \end{bmatrix} \\
&= \mathcal{A}^{-1} \begin{bmatrix} L_k^B \\ 0 \end{bmatrix} + \mathcal{A}^{-1} (I_2 \otimes L_k^\Phi) \begin{bmatrix} R^C \widehat{L}_{\Re}^B \\ R^C \widehat{L}_{\Im}^B \end{bmatrix},
\end{aligned}$$

in which $\mathcal{A}^{-1} (I_2 \otimes L_k^\Phi)$ and $\mathcal{A}^{-1} \begin{bmatrix} L_k^B \\ 0 \end{bmatrix}$ are needed to be solved. In fact, it suffices to solve $\mathcal{A} \begin{bmatrix} \widehat{L}_{\Re}^\Phi \\ \widehat{L}_{\Im}^\Phi \end{bmatrix} = \begin{bmatrix} L_k^\Phi \\ 0 \end{bmatrix}$, because

$\mathcal{A} \begin{bmatrix} -\widehat{L}_{\Im}^\Phi \\ \widehat{L}_{\Re}^\Phi \end{bmatrix} = \begin{bmatrix} 0 \\ L_k^\Phi \end{bmatrix}$. And $\widehat{R}_{\Re}^B, \widehat{R}_{\Im}^B$ and $\widehat{R}_{\Re}^B L^C, \widehat{R}_{\Im}^B L^C$ can be solved in the same manner:

$$\begin{aligned}
\begin{bmatrix} \widehat{R}_{\Re}^B L^C & \widehat{R}_{\Im}^B L^C \end{bmatrix} &= \begin{bmatrix} R_k^B & 0 \end{bmatrix} \mathcal{D}^{-1} (I_2 \otimes L^C) (I - (I_2 \otimes R_k^\Phi) \mathcal{D}^{-1} (I_2 \otimes L^C))^{-1}, \\
\begin{bmatrix} \widehat{R}_{\Re}^B & \widehat{R}_{\Im}^B \end{bmatrix} &= \begin{bmatrix} R_k^B & 0 \end{bmatrix} \mathcal{D}^{-1} + \begin{bmatrix} \widehat{R}_{\Re}^B L^C & \widehat{R}_{\Im}^B L^C \end{bmatrix} (I_2 \otimes R_k^\Phi) \mathcal{D}^{-1},
\end{aligned}$$

where $\mathcal{D} = \begin{bmatrix} D_0 + \Re \alpha_k I & \Im \alpha_k I \\ -\Im \alpha_k I & D_0 + \Re \alpha_k I \end{bmatrix}$.

Thus, through careful pairing of conjugate shifts and algebraic manipulation, all updates can be expressed entirely in terms of real quantities. This ensures that the iteration can fully exploit the convergence benefits of complex shifts while avoiding the computational overhead of complex arithmetic.

3.4 Other issues

Each iteration step implicitly involves verifying the stopping criterion at the end and selecting a shift (α, β) at the beginning. To verify the stopping criterion, Then the approximate accuracy is measured by

$$\nu_k = \frac{\|L_k^B R_k^B\|_F}{\|B\|_F} = \sqrt{\frac{\text{trace}((L_k^B)^T L_k^B R_k^B (R_k^B)^T)}{\text{trace}((L^B)^T L^B R^B (R^B)^T)}},$$

which is easy to compute.

It is fair to say that the choice of shifts (α, β) essentially determines the convergence of the proposed method. Recall the discussion on global convergence at the end of Section 2.4. In the k -th iteration, since the spectrum $\lambda(\mathcal{H}_k)$ is unknown, we employ the projected spectrum $\lambda(\text{proj}_{\Pi_L, \Pi_R}(\mathcal{H}_k))$ instead, while preserving certain structure. Here

$$\mathcal{H}_k = \begin{bmatrix} D_k & -C \\ L_k^B R_k^B & -A_k \end{bmatrix}, \quad \text{proj}_{\Pi_L, \Pi_R}(\mathcal{H}_k) = \begin{bmatrix} \Pi_R D_k \Pi_R^T & -\Pi_R C \Pi_L \\ \Pi_L^T L_k^B R_k^B \Pi_R^T & -\Pi_L^T A_k \Pi_L \end{bmatrix},$$

and Π_L and Π_R^T are orthonormal bases of the subspaces $\text{span}\{\widehat{L}_{k-1}^X, \dots, \widehat{L}_{k-s}^X\}$ and $\text{span}\{(\widehat{R}_{k-1}^X)^T, \dots, (\widehat{R}_{k-s}^X)^T\}$, respectively, for a prescribed integer s . Then the projected NARE is

$$\check{X} \Pi_R C \Pi_L \check{X} - \check{X} \Pi_R D_k \Pi_R^T - \Pi_L^T A_k \Pi_L \check{X} + \Pi_L^T L_k^B R_k^B \Pi_R^T = 0.$$

This leads to a shift-selection strategy that we refer to as *generalized Leja shifts*: once no shifts remain, we compute $\lambda(\text{proj}_{\Pi_L, \Pi_R}(\mathcal{H}_k))$ consisting of $2ps$ eigenvalues and then generate a sequence of generalized Leja points, which are used as shifts in subsequent iterations.

Another option is the so-called residual Hamiltonian shift [6] (or H -shifts [8]). The procedure is as follows: compute all eigenpairs $\left(\lambda, \begin{bmatrix} \check{r} \\ \check{q} \end{bmatrix} \right)$ of the associated Hamiltonian matrix $\text{proj}_{\Pi_L, \Pi_R}(\mathcal{H}_k)$ with $\|\check{r}\|^2 + \|\check{q}\|^2 = 1$, and then define $-\alpha_0, \dots, -\alpha_k$ as the stable eigenvalues λ sorted by decreasing $\|\check{q}\|$, while β_0, \dots, β_k are the anti-stable eigenvalues sorted by increasing $\|\check{q}\|$.

In particular, if A_k, B_k, C, D_k , and Π_L, Π_R are real, then $\lambda(\text{proj}_{\Pi_L, \Pi_R}(\mathcal{H}_k))$ (and hence the generalized Leja points) are closed under complex conjugation. Thus, the strategy in Section 3.3, where $(\bar{\alpha}_k, \bar{\beta}_k)$ follows the nonreal shift (α_k, β_k) , coincides with the generalized Leja shifts.

Note that shifts generated at one stage may be reused in multiple iterations. Since the projected spectrum would not provide accurate approximations, it would be preferable to select only one shift per iteration. The newly generated shifts tend to be better since the projection is refined progressively. By the pair (s, s') we denote the generalized Leja shift strategy where ps pairs of shifts are generated but only s' (or $s' + 1$ if the s' -th is nonreal) are subsequently employed.

Taking all the above details into account, we propose a practical method for NAREs, summarized in Algorithm 1.

Algorithm 1 An RADI-type method for the NARE (1.1)

Input: $A, D, B = L^B R^B, C = L^C R^C$ and a strategy to generate shifts.

```

1:  $L^\Phi = 0_{m \times q}, R^\Phi = 0_{q \times n}, M = I_m, N = I_n$ .
2:  $L^X = [], R^X = [], \nu_0 = \|L^B R^B\|_F$ .
3: while  $\|L^B R^B\|_F > \nu_0 \varepsilon$  (stopping criterion) do
4:   Generate a proper shift  $(\alpha, \beta)$ .
5:   if  $(\alpha, \beta) \notin \mathbb{R}^2$  and complex arith. to be avoided then
6:      $\begin{bmatrix} \hat{L}_{\Re}^B & \hat{L}_{\Re}^\Phi \\ \hat{L}_{\Im}^B & \hat{L}_{\Im}^\Phi \end{bmatrix} = \begin{bmatrix} A + \Re\beta M & -\Im\beta M \\ \Im\beta M & A + \Re\beta M \end{bmatrix}^{-1} \begin{bmatrix} L^B & L^\Phi \\ 0 & 0 \end{bmatrix}$ .
7:      $\begin{bmatrix} Y_{\Re}^A \\ Y_{\Im}^A \end{bmatrix} = \left( I_{2q} - \begin{bmatrix} R^C \hat{L}_{\Re}^\Phi & -R^C \hat{L}_{\Im}^\Phi \\ R^C \hat{L}_{\Im}^\Phi & R^C \hat{L}_{\Re}^\Phi \end{bmatrix} \right)^{-1} \begin{bmatrix} R^C \hat{L}_{\Re}^B \\ R^C \hat{L}_{\Im}^B \end{bmatrix}$ .
8:      $\begin{bmatrix} \hat{R}_{\Re}^B & \hat{R}_{\Re}^\Phi \\ \hat{R}_{\Im}^B & \hat{R}_{\Im}^\Phi \end{bmatrix} = \begin{bmatrix} R^B & 0 \\ R^\Phi & 0 \end{bmatrix} \begin{bmatrix} D + \Re\alpha N & \Im\alpha N \\ -\Im\alpha N & D + \Re\alpha N \end{bmatrix}^{-1}$ .
9:      $\begin{bmatrix} Y_{\Re}^D & Y_{\Im}^D \end{bmatrix} = \begin{bmatrix} \hat{R}_{\Re}^B L^C & \hat{R}_{\Im}^B L^C \\ \hat{R}_{\Re}^\Phi L^C & \hat{R}_{\Im}^\Phi L^C \end{bmatrix} \left( I_{2q} - \begin{bmatrix} \hat{R}_{\Re}^\Phi L^C & \hat{R}_{\Im}^\Phi L^C \\ -\hat{R}_{\Im}^\Phi L^C & \hat{R}_{\Re}^\Phi L^C \end{bmatrix} \right)^{-1}$ .
10:    (LU f.)  $L_R R_R = \Psi \otimes I_p - \begin{bmatrix} Y_{\Re}^D & -Y_{\Im}^D \\ Y_{\Im}^D & Y_{\Re}^D \end{bmatrix} \Psi \otimes I_q \begin{bmatrix} Y_{\Re}^A & Y_{\Im}^A \\ -Y_{\Im}^A & Y_{\Re}^A \end{bmatrix}$ ,
        where  $\Psi = \frac{\Im\alpha\Im\beta}{|\alpha+\beta|^2 - 4\Im\alpha\Im\beta} \begin{bmatrix} -\frac{2\Re(\alpha+\beta)}{|\alpha+\beta|^2} + \frac{\Re(\alpha+\beta)}{\Im\alpha\Im\beta} & \frac{2\Im(\alpha+\beta)}{|\alpha+\beta|^2} - \frac{1}{\Im\alpha} \\ \frac{2\Im(\alpha+\beta)}{|\alpha+\beta|^2} - \frac{1}{\Im\beta} & \frac{2\Re(\alpha+\beta)}{|\alpha+\beta|^2} \end{bmatrix}$ .
11:     $\hat{L}^X = \left( \begin{bmatrix} \hat{L}_{\Re}^B & \hat{L}_{\Im}^B \end{bmatrix} + \begin{bmatrix} \hat{L}_{\Re}^\Phi & \hat{L}_{\Im}^\Phi \end{bmatrix} \begin{bmatrix} Y_{\Re}^A & Y_{\Im}^A \\ -Y_{\Im}^A & Y_{\Re}^A \end{bmatrix} \right) R_R^{-1}, L^X \leftarrow \begin{bmatrix} L^X & \hat{L}^X \end{bmatrix}$ .
12:     $\hat{R}^X = L_R^{-1} \left( \begin{bmatrix} \hat{R}_{\Re}^B \\ \hat{R}_{\Im}^B \end{bmatrix} + \begin{bmatrix} Y_{\Re}^D & -Y_{\Im}^D \\ Y_{\Im}^D & Y_{\Re}^D \end{bmatrix} \begin{bmatrix} \hat{R}_{\Re}^\Phi \\ \hat{R}_{\Im}^\Phi \end{bmatrix} \right), R^X \leftarrow \begin{bmatrix} R^X \\ \hat{R}^X \end{bmatrix}$ .
13:     $\begin{bmatrix} L^B & L^\Phi \end{bmatrix} \leftarrow \begin{bmatrix} L^B & L^\Phi \end{bmatrix} + M \hat{L}^X L_R^{-1} \begin{bmatrix} -I_p & Y_{\Re}^D \\ 0 & Y_{\Im}^D \end{bmatrix}$ .
14:     $\begin{bmatrix} R^B \\ R^\Phi \end{bmatrix} \leftarrow \begin{bmatrix} R^B \\ R^\Phi \end{bmatrix} + \begin{bmatrix} -I_p & 0 \\ Y_{\Re}^A & Y_{\Im}^A \end{bmatrix} R_R^{-1} \hat{R}^X N$ .
15:  else
16:     $\begin{bmatrix} \hat{L}^B & \hat{L}^\Phi \end{bmatrix} = (A + \beta M)^{-1} \begin{bmatrix} L^B & L^\Phi \end{bmatrix}$ .
17:     $Y^A = (I_q - R^C \hat{L}^\Phi)^{-1} R^C \hat{L}^B$ .
18:     $\begin{bmatrix} \hat{R}^B \\ \hat{R}^\Phi \end{bmatrix} = \begin{bmatrix} R^B \\ R^\Phi \end{bmatrix} (D + \alpha N)^{-1}$ .
19:     $Y^D = \hat{R}^B L^C (I_q - \hat{R}^\Phi L^C)^{-1}$ .
20:    (LU f.)  $L_R R_R = \frac{1}{\alpha+\beta} (I_p - Y^D Y^A)$ .
21:     $\hat{L}^X = (\hat{L}^B + \hat{L}^\Phi Y^A) R_R^{-1}, L^X \leftarrow \begin{bmatrix} L^X & \hat{L}^X \end{bmatrix}$ .
22:     $\hat{R}^X = L_R^{-1} (\hat{R}^B + Y^D \hat{R}^\Phi), R^X \leftarrow \begin{bmatrix} R^X \\ \hat{R}^X \end{bmatrix}$ .
23:     $\begin{bmatrix} L^B & L^\Phi \end{bmatrix} \leftarrow \begin{bmatrix} L^B & L^\Phi \end{bmatrix} + M \hat{L}^X L_R^{-1} \begin{bmatrix} -I_p & Y^D \end{bmatrix}$ .
24:     $\begin{bmatrix} R^B \\ R^\Phi \end{bmatrix} \leftarrow \begin{bmatrix} R^B \\ R^\Phi \end{bmatrix} + \begin{bmatrix} -I_p \\ Y^A \end{bmatrix} R_R^{-1} \hat{R}^X N$ .
25:  end if
26: end while
Output:  $L^X, R^X$  satisfying  $X_\star \approx L^X R^X$ .

```

3.5 Generalized and special NAREs

Generalized NARE All the discussions above remain valid with minor modifications for the generalized NARE

$$\mathcal{R}(X) := M X C X N - M X D - A X N + B = 0,$$

which reduces to an (ordinary) NARE if M, N are nonsingular:

$$XCX - XD' - A'X + B' = 0,$$

where $D' = DN^{-1}$, $A' = M^{-1}A$, $B' = M^{-1}BN^{-1}$. Thus, Algorithm 1 can also be applied to the generalized NARE, with the given M, N in place of $M = I_m, N = I_n$ in Line 1.

NARE with a strengthened structure In some applications, A, D take the special form

$$A = A' - L^\Phi R^C, D = D' - L^C R^\Phi,$$

where $L^\Phi \in \mathbb{R}^{m \times q}$, $R^\Phi \in \mathbb{R}^{q \times n}$. We refer to this as an NARE with a Strengthened structure (NARE/S). Rewriting $A = A'_1 = A' - L_0^\Phi R^C$, $D = D'_1 = D' - L^C R_0^\Phi$ with $L_0^\Phi = L^\Phi$, $R_0^\Phi = R^\Phi$, we can see that the calculation process on this NARE/S coincides with that on

$$XL^C R^C X - XD' - A'X + L^B R^B = 0.$$

Therefore, Algorithm 1 is applicable to the NARE/S as well, with the given L^Φ, R^Φ initialized in Line 1 instead of zeros.

NARE with a weakly-strengthened structure Furthermore, if A, D are of the special form

$$A = A' - L^\Phi R^C - L^A R^A, D = D' - L^C R^\Phi - L^D R^D,$$

which we call an NARE with a Weakly-strengthened structure (NARE/W), then we deal with the following NARE

$$X \begin{bmatrix} L^C & L^D \end{bmatrix} \begin{bmatrix} I & \\ & 0 \end{bmatrix} \begin{bmatrix} R^C \\ R^A \end{bmatrix} X - X \left(D' - \begin{bmatrix} L^C & L^D \end{bmatrix} \begin{bmatrix} R^\Phi \\ R^D \end{bmatrix} \right) - \left(A' - \begin{bmatrix} L^\Phi & L^A \end{bmatrix} \begin{bmatrix} R^C \\ R^A \end{bmatrix} \right) X + L^B R^B = 0, \quad (3.6)$$

which is essentially the same as the NARE/S. We present a modified fragment of the algorithm to illustrate the iteration for real shifts. Specifically, Lines 16–24 of Algorithm 1 are replaced by Lines 16'–24' of Algorithm 2. The iteration for complex shifts is similar and therefore omitted.

Algorithm 2 Part of the RADI-type method for the NARE/W (3.6)

$$16': \begin{bmatrix} \hat{L}^B & \hat{L}^\Phi & \hat{L}^A \end{bmatrix} = (A + \beta M)^{-1} \begin{bmatrix} L^B & L^\Phi & L^A \end{bmatrix}.$$

$$17': Y^A = \left(I - \begin{bmatrix} R^C \hat{L}^\Phi & R^C \hat{L}^A \\ R^A \hat{L}^\Phi & R^A \hat{L}^A \end{bmatrix} \right)^{-1} \begin{bmatrix} R^C \hat{L}^B \\ R^A \hat{L}^B \end{bmatrix}.$$

$$18': \begin{bmatrix} \hat{R}^B \\ \hat{R}^\Phi \\ \hat{R}^D \end{bmatrix} = \begin{bmatrix} R^B \\ R^\Phi \\ R^D \end{bmatrix} (D + \alpha N)^{-1}.$$

$$19': Y^D = \hat{R}^B L^C \left(I - \begin{bmatrix} \hat{R}^\Phi L^C & \hat{R}^\Phi L^D \\ \hat{R}^D L^C & \hat{R}^D L^D \end{bmatrix} \right)^{-1}.$$

$$20': (\text{LU f.}) L_T R_T = \frac{1}{\alpha + \beta} \left(I_p - Y^D \begin{bmatrix} I_q & \\ & 0 \end{bmatrix} Y^A \right).$$

$$21': \hat{L}^X = \left(\hat{L}^B + \begin{bmatrix} \hat{L}^\Phi & \hat{L}^A \end{bmatrix} Y^A \right) R_T^{-1}, L^X \leftarrow \begin{bmatrix} L^X & \hat{L}^X \end{bmatrix}.$$

$$22': \hat{R}^X = L_T^{-1} \left(\hat{R}^B + Y^D \begin{bmatrix} \hat{R}^\Phi \\ \hat{R}^D \end{bmatrix} \right), R^X \leftarrow \begin{bmatrix} R^X \\ \hat{R}^X \end{bmatrix}.$$

$$23': \begin{bmatrix} L^B & L^\Phi \end{bmatrix} \leftarrow \begin{bmatrix} L^B & L^\Phi \end{bmatrix} + M \hat{L}^X L_T^{-1} \begin{bmatrix} -I_p & Y^D \end{bmatrix}.$$

$$24': \begin{bmatrix} R^B \\ R^\Phi \end{bmatrix} \leftarrow \begin{bmatrix} R^B \\ R^\Phi \end{bmatrix} + \begin{bmatrix} -I_p \\ Y^A \end{bmatrix} R_T^{-1} \hat{R}^X N.$$

4 Experiments and discussions

We present numerical results from four examples to illustrate the behavior of Algorithm 1. All experiments were conducted in MATLAB 2023b under the Windows 11 Professional 64-bit operating system on a PC with an Intel Core i7-11370H processor at 3.30GHz and 32GB RAM.

The four test problems are denoted as Rail, Lung2-, Rail-Nash, and Transport. The stopping criteria are: $\nu_k < 10^{-12}$, or reaching 300 iterations, or $\nu_k \geq 10^{12}$, or encountering NaN values during computation.


Table 4.1 collects the basic performance data, including iteration counts, the numbers of columns of L^X (denoted by “dim”), and the running time, of all 4×12 experiments (4 examples, 12 shift strategies). Note that the iteration counts “ite” is “dim” divided by p , so it is not listed. Additional information is included in the column “remark”: if the stopping criterion on ν is not met, ν_{300} or NaN is reported; otherwise, a three-shade gray bar  indicates the timings for 1) generating shifts, 2) solving large linear equations in Lines 6, 8, 16, and 18, and 3) others.

Figure 4.1 shows the convergence behavior in terms of both time (in seconds) vs. accuracy (ν) and dim vs. accuracy. For clarity, some curves are truncated to enhance the visibility of those convergent curves.

For each example, we test four types of shift strategies:

1. “leja 1/2/5”: the Leja shifts with the prescribed $s = 1, 2, 5$ respectively, computed once for multiple iterations (one shift per iteration, and recomputed when all shifts are used).
2. “leja c 1/2/5”: the Leja shifts with the prescribed $s = 1, 2, 5$ respectively, recomputed at every iteration.
3. “hami 1/2/5”: the residual Hamiltonian shifts with the prescribed $s = 1, 2, 5$ respectively, computed once for multiple iterations.
4. “hami c 1/2/5”: the residual Hamiltonian shifts with the prescribed $s = 1, 2, 5$ respectively, recomputed at every iteration.

Note that “hami c *” is one of the default choice of the package M-M.E.S.S. version 2.1 [28] for RADI applied to CAREs.

The first two examples are CAREs. For the CARE $C^T C + A^T X + X A - X B B^T X = 0$, the substitution

$$D \leftarrow A, L^C \leftarrow B, R^B \leftarrow C$$

and $A = D^T, R^C = (L^C)^T, L^B = -(R^B)^T$ makes it an NARE in the form (1.1). Hence we may use Algorithm 1 to solve CAREs. However, since the involved matrix inverses are $(A + \beta I)^{-1}$ and $(D + \alpha I)^{-T} = (A + \alpha I)^{-1}$, it is reasonable to choose the shifts $\alpha = \beta$ in order to reduce the complexity to inverse the matrix (practically solve the linear equations). Then Algorithm 1 coincides with the RADI method [6], despite the shift-selection strategy. Note that the Leja shifts are tested for the first time. From the two following examples, the effect of Leja shifts can be observed.

Example 4.1 (Lung2-). The example is generated as follows: $-A$ is the matrix `lung2` in the SuiteSparse Matrix Collection [10] (formerly the University of Florida Sparse Matrix Collection), modelling temperature and water vapor transport in the human lung; B, C are generated by MATLAB function `rand`. Here $m = n = 109460$, $\text{nnz}(A) = 492564$, $p = 10$, $q = 5$ and B, C are dense matrices. The matrix A is nonsymmetric with its eigenvalues located in the left half-plane, hence stable.

The property of the matrix is not very good, leading to complicated convergence behavior: the residual may first grow and later drop to the desired accuracy; it may decrease almost to tolerance but suddenly rise; or the algorithm may fail to converge under some strategies. In general, $s = 1$ performs worse than $s = 2$ or $s = 5$, indicating that a very small projection subspace (of dimension 10) cannot capture the global properties of A . The best strategy is “leja 2”, namely $(s, s') = (2, 2p)$.

Compared to results in [6] ($q = 10$), where $\nu \leq 10^{-11}$ was reached in 30 seconds with dim 310 using “hami 2”, our tests required about 56 seconds and dim 1820, possibly due to the different randomly generated B, C .

Example 4.2 (Rail). This example is a steel profile cooling model from the Oberwolfach Model Reduction Benchmark Collection, available at MORwiki [26]. The data include $A \prec 0, E \succ 0, B, C$ with $m = n = 79841$, $\text{nnz}(A) = 553921$, $p = 6$, $q = 7$. This is a generalized CARE, so we set $M = N = E$ instead of I in Algorithm 1. Hence we use $M = N = E$ other than I in Algorithm 1. Since $A \prec 0$, the system is stable.

The property is good, and the algorithm converges well. The best strategy is “leja c 1”, namely $(s, s') = (1, 1)$.

Notably, many plateaus appear in the processes “leja/hami c *”. The reason is that the property is so good that every time we calculate the eigenvalues of the projected problem, the smallest several eigenvalues as the shift candidates are nearly the same, which makes the shifts not flexible and thus slowdowns the convergence.

Example 4.3 (Rail-Nash). The example models a two-player Nash game, leading to an open loop Nash Riccati equation [2, Section 9.2]:

$$\begin{bmatrix} A & \\ & A \end{bmatrix}^T \begin{bmatrix} X_1 \\ X_2 \end{bmatrix} + \begin{bmatrix} X_1 \\ X_2 \end{bmatrix} A + \begin{bmatrix} C_1^T C_1 \\ C_2^T C_2 \end{bmatrix} - \begin{bmatrix} X_1 \\ X_2 \end{bmatrix} \begin{bmatrix} B_1 B_1^T & B_2 B_2^T \end{bmatrix} \begin{bmatrix} X_1 \\ X_2 \end{bmatrix} = 0$$

where C_1, C_2 are associated with two cost functions, and B_1, B_2 are associated with two players. To use familiar data, the underlying system is the same as Rail: A, D match Rail, while B_1, C_1 match B, C in Rail; B_2 shares the same scale and sparse pattern with B , generated by MATLAB function `sprand(B)*max(abs(B(:)))`, so does C_2 . Here $m/2 = n = 79841, \text{nnz}(A)/2 = \text{nnz}(D) = 553921, p = 12, q = 14$. Also $A \succ 0, D \succ 0$, ensuring stability.

Although $A \neq D$, it is still reasonable to set $\alpha = \beta$, since this reduces computational cost by reusing factorizations. However, to mimic the A, D distinction, we solve the corresponding systems separately.

The property is good, and the algorithm converges well. The best strategies are “leja/hami c 1”, namely $(s, s') = (1, 1)$.

Example 4.4 (Transport). This example concerns the one-group neutron transport equation [22]:

$$A = \frac{1}{\beta(1+\alpha)}\Omega^{-1} - \mathbf{1}_n q^T, D = \frac{1}{\beta(1-\alpha)}\Omega^{-1} - q \mathbf{1}_n^T, L^B = (R^B)^T = \mathbf{1}_n, L^C = (R^C)^T = q,$$



















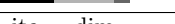























where $\Omega = \text{diag}(\omega_1, \dots, \omega_n)$ with $1 > \omega_1 > \dots > \omega_n > 0$ generated by MATLAB function `rand`, $q = \frac{1}{2}\Omega^{-1}c$, and c is a weight vector with $c_i > 0, \sum_{i=1}^n c_i = 1$. The resulting NARE is an MARE, and also an example on the NARE/S, and A', D' are diagonal. We use $n = 20000$ with $p = q = 1$.

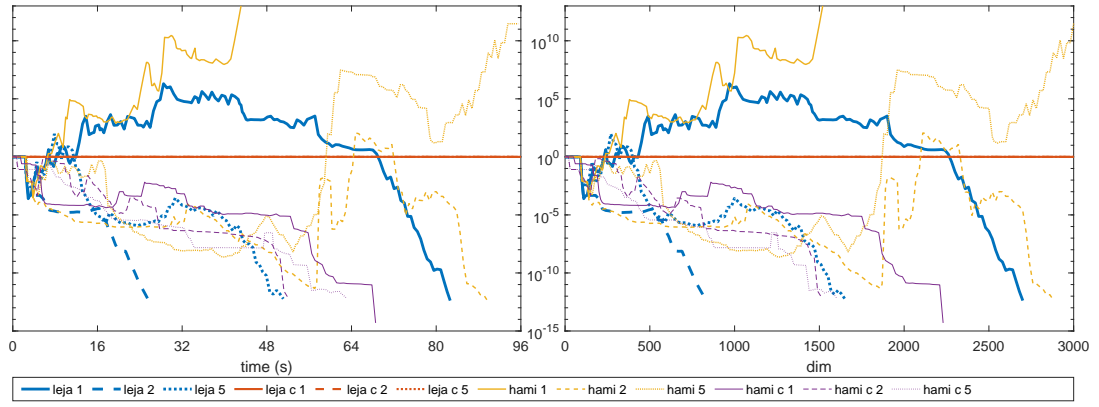
The property is quite good, and the algorithm converges rapidly. It can be seen that strategies “leja/hami (c) 1”, namely $(s, s') = (1, 1)$, all coincide, producing identical shifts and dimensions. Since the total execute time is too small, comparisons are not meaningful.

In [8], the low-rank Newton-ADI method used at least 2.8 seconds to reach $\nu \leq 10^{-9}$, significantly slower than our method. They noticed the low-rank structure and used the Sherman-Morrison-Woodbury Formula, but did not establish our technique used for NARE/S that completely eliminates certain costly computations. As we can see, unlike the other three examples, the time for solving linear equations is relatively much less, benefiting from the fact that the matrix to be inverted in the NARE/S is diagonal in this example. We believe that this is the reason why their method is much slower except the difference of the methods.

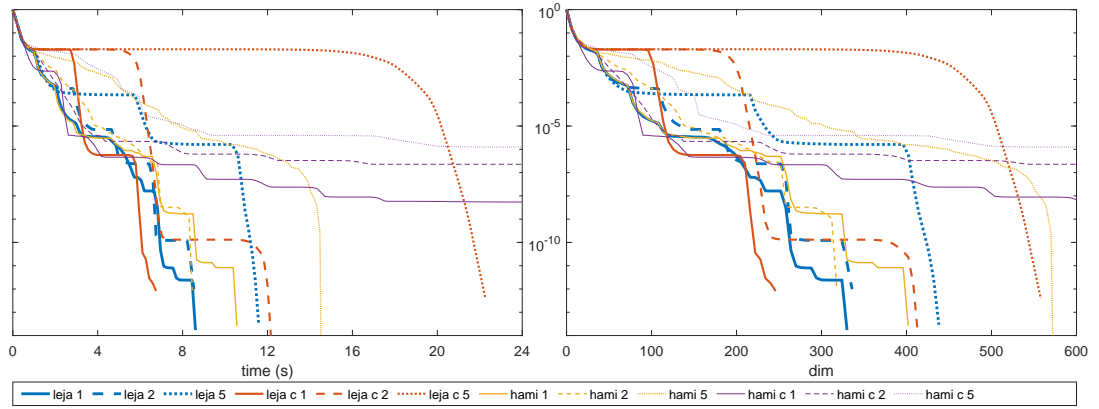
From the above experiments, we recommend the ‘leja c 1’ strategy (Leja shifts with $(s, s') = (1, 1)$) when the property of the problem is good, and ‘leja 2’ (Leja shifts with $(s, s') = (2, 2p)$) otherwise.

Table 4.1: Performance

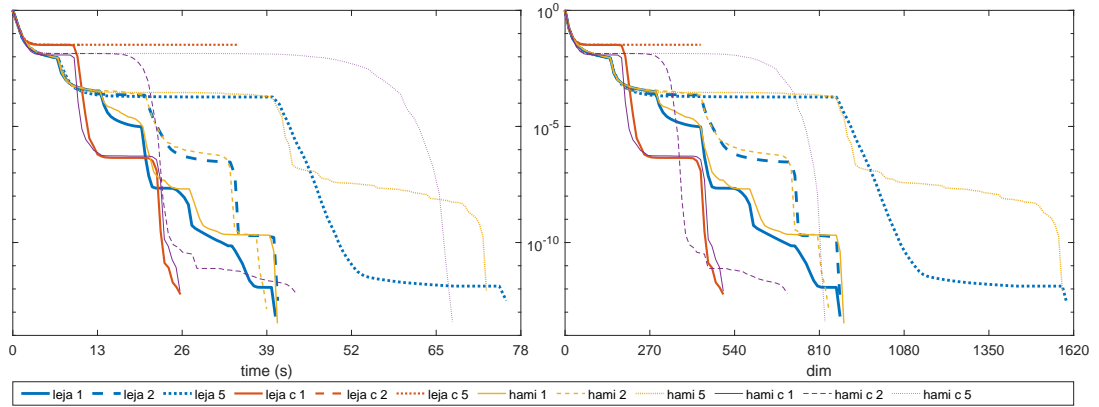
Lung2– shift	ite = dim / 10			Rail-Nash shift	ite = dim / 12		
	dim	time	remark		dim	time	remark
			 = 75s				 = 75s
leja 1	2700	82.650		leja 1	876	40.322	
leja 2	830	25.637		leja 2	876	40.662	
leja 5	1650	51.110		leja 5	1596	75.756	
leja c 1	3020	97.126	1.001e+00	leja c 1	504	25.744	
leja c 2	3010	118.176	9.944e-01	leja c 2	192	12.453	NaN
leja c 5	3010	156.807	9.992e-01	leja c 5	456	37.151	NaN
hami 1	1520	43.131	1.029e+13	hami 1	888	40.622	
hami 2	2880	89.606		hami 2	840	38.971	
hami 5	3010	95.515	2.942e+11	hami 5	1584	72.717	
hami c 1	2230	68.553		hami c 1	504	25.670	
hami c 2	1510	51.876		hami c 2	708	43.525	
hami c 5	1600	62.963		hami c 5	828	67.490	
Rail			ite = dim / 6	Transport			ite = dim
shift	dim	time	remark	shift	dim	time	remark
			 = 25s				 = 0.25s
leja 1	330	8.605		leja 1	39	0.133	
leja 2	336	8.531		leja 2	40	0.134	
leja 5	438	11.586		leja 5	35	0.125	
leja c 1	246	6.749		leja c 1	39	0.148	
leja c 2	414	12.171		leja c 2	49	0.207	
leja c 5	558	22.271		leja c 5	67	0.435	
hami 1	402	10.556		hami 1	39	0.195	
hami 2	318	8.450		hami 2	40	0.139	
hami 5	576	14.615		hami 5	38	0.138	
hami c 1	1800	52.584	4.931e-09	hami c 1	39	0.137	
hami c 2	1800	53.737	2.230e-07	hami c 2	41	0.177	
hami c 5	1800	71.994	1.240e-06	hami c 5	53	0.338	



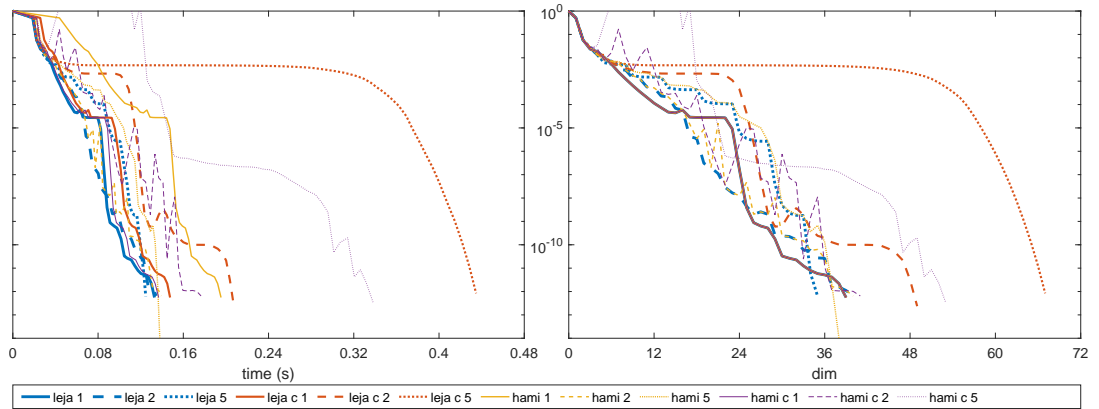
(a) Lung2-



(b) Rail



(c) Rail-Nash



(d) Transport

Figure 4.1: Convergence behavior

5 Concluding remarks

We have introduced a shift-involved fixed-point iteration and a flexible-shift variant for large-scale (nonsymmetric) algebraic Riccati equations. This leads to a closed form of the stabilizing solution, and an RADI-type method for computing the unique stabilizing solution, supported by a low-rank factorization of a structured residual. Furthermore, we proposed a novel shift-selection strategy based on Leja points from rational approximation theory.

An interesting future application lies in the Bethe–Salpeter eigenvalue problem arising in electronic structure calculations, which can be reformulated as an NARE. According to [7], this falls into the special NARE/W class. However, since the target is to compute eigenpairs rather than the stabilizing subspace, it remains unclear whether our method would outperform Lanczos methods modified accordingly that are commonly used. We plan to investigate this direction in future work.

References

- [1] H. Abou-Kandil and P. Bertrand. Analytical solution for an open-loop Stackelberg game. *IEEE Trans. Automat. Control*, 30:1222–1224, 1985.
- [2] Hisham Abou-Kandil, Gerhard Freiling, Vlad Ionescu, and Gerhard Jank. *Matrix Riccati Equations in Control and Systems Theory*. Birkhäuser, Basel, Switzerland, 2003.
- [3] Thomas Bagby. On interpolation by rational functions. *Duke Math. J.*, 36:95–104, 1969.
- [4] N. G. Bean, M. M. O’Reilly, and J. E. Sargison. A stochastic fluid model of the operation and maintenance of power generation systems. *IEEE Trans. Power Syst.*, 25:1361–1374, 2010.
- [5] R. Bellman and G.-M. Wing. *An Introduction to Invariant Embedding*. John Wiley, New York, 1975.
- [6] P. Benner, Z. Bujanović, P. Kürschner, and J. Saak. RADI: a low-rank ADI-type algorithm for large-scale algebraic Riccati equations. *Numer. Math.*, 138:301–330, 2018.
- [7] Peter Benner, Sergey Dolgov, Venera Khoromskaia, and Boris N. Khoromskij. Fast iterative solution of the Bethe–Salpeter eigenvalue problem using low-rank and QTT tensor approximation. *J. Comput. Phys.*, 334:221–239, 2017.
- [8] Peter Benner, Patrick Kürschner, and Jens Saak. Low-rank Newton-ADI methods for large nonsymmetric algebraic Riccati equations. *J. Franklin Inst.*, 353(5):1147–1167, 2016.
- [9] D. A. Bini, B. Iannazzo, and B. Meini. *Numerical Solution of Algebraic Riccati Equations*, volume 9 of *Fundamentals of Algorithms*. SIAM Publications, Philadelphia, 2012.
- [10] Timothy A. Davis and Yifan Hu. The university of Florida sparse matrix collection. *ACM Trans. Math. Software*, 38(1):Article 1, 2011. 25 pages.
- [11] Gerhard Freiling, Gerhard Jank, and Hisham Abou-Kandil. On the global existence of solutions to coupled matrix Riccati equations in closed-loop Nash games. *IEEE Trans. Automat. Control*, 41:264–269, 1996.
- [12] Gerhard Freiling, Gerhard Jank, and Hisham Abou-Kandil. Discrete time Riccati equations in open-loop Nash and Stackelberg games. *European J. Control*, 5:56–69, 1999.
- [13] B. D. Ganapol. An investigation of a simple transport model. *Transport. Theory Statist. Phys.*, 21:1–37, 1992.
- [14] Andrei Aleksandrovich Gonchar. On a generalized analytic continuation. *Math. USSR-Sb.*, 5(1):129–140, 1968.
- [15] Andrei Aleksandrovich Gonchar. Zolotarev problems connected with rational functions. *Math. USSR-Sb.*, 7(4):623–635, 1969.
- [16] Z.-C. Guo, E. K.-W. Chu, X. Liang, and W.-W. Lin. A decoupled form of the structure-preserving doubling algorithm with low-rank structures. *ArXiv e-prints*, may 2020. 18 pages, arXiv: 2005.08288.
- [17] Zhen-Chen Guo and Xin Liang. The intrinsic Toeplitz structure and its applications in algebraic Riccati equations. *Numer. Alg.*, 93:227–267, 2023.
- [18] Zhen-Chen Guo, Eric King wah Chu, and Xin Liang. Highly accurate decoupled doubling algorithm for large-scale M-matrix algebraic Riccati equations, 2020. 24 pages, arXiv: 2011.00471.
- [19] T.-M. Huang, R.-C. Li, and W.-W. Lin. *Structure-Preserving Doubling Algorithms for Nonlinear Matrix Equations*, volume 14 of *Fundamentals of Algorithms*. SIAM, Philadelphia, 2018.
- [20] Vlad Ionescu, Cristian Oară, and Martin Weiss. *Generalized Riccati Theory and Robust Control: A Popov Function Approach*. John Wiley & Sons, Chichester, UK, 1999.
- [21] J. Juang. Existence of algebraic matrix Riccati equations arising in transport theory. *Linear Algebra Appl.*, 230:89–100, 1995.
- [22] J. Juang and I.D. Chen. Iterative solution for a certain class of algebraic matrix Riccati equations arising in transport theory. *Transport. Theory Statist. Phys.*, 22:65–80, 1993.
- [23] Dirk Kremer. *Non-symmetric Riccati Theory and Noncooperative Games*. Number 30 in Aachener Beiträge zur Mathematik. Wissenschaftsverlag Mainz, Aachen, Germany, 2003.

- [24] G. Latouche and P. G. Taylor. A stochastic fluid model for an ad hoc mobile network. *Queueing Syst.*, 63:109–129, 2009.
- [25] Arash Massoudi, Mark R. Opmeer, and Timo Reis. Analysis of an iteration method for the algebraic Riccati equations. *SIAM J. Matrix Anal. Appl.*, 37:624–648, 2016.
- [26] Oberwolfach Benchmark Collection. Steel profile. hosted at MORwiki – Model Order Reduction Wiki, 2005.
- [27] L. Rogers. Fluid models in queueing theory and Wiener-Hopf factorization of Markov chains. *Ann. Appl. Probab.*, 4:390–413, 1994.
- [28] J. Saak, M. Köhler, and P. Benner. M-M.E.S.S.-2.1 – the matrix equations sparse solvers library, April 2021. see also: <https://www.mpi-magdeburg.mpg.de/projects/mess>.
- [29] N. van Foreest, M. Mandjes, and W. Scheinhardt. Analysis of a feedback fluid model for heterogeneous TCP sources. *Stoch. Models*, 19:299–324, 2003.
- [30] Egor Ivanovich Zolotarev. Application of elliptic functions to questions of functions deviating least and most from zero. *Zap. Imp. Akad. Nauk St. Petersburg*, 30(5):1–59, 1877. in Russian.

A Tedious proofs

Proof of Theorem 2.3. First examine X_1 .

$$\begin{aligned}
X_1 &= H_0 + F_0 \Gamma^A \Gamma^D (I - G_0 \Gamma^A \Gamma^D)^{-1} E_0 \\
&\stackrel{(1.2)}{=} H_0 + F_0 \Gamma^A (I - \Gamma^D G_0 \Gamma^A)^{-1} \Gamma^D E_0 \\
&\stackrel{(2.19a)}{=} \begin{bmatrix} U_1^A & F_0 \Gamma^A \end{bmatrix} \begin{bmatrix} I - Y^D Y^A & \\ & I - \Gamma^D U_1^D (I - Y^A Y^D)^{-1} V_1^A \Gamma^A \end{bmatrix}^{-1} \begin{bmatrix} V_1^D \\ \Gamma^D E_0 \end{bmatrix} \\
&\stackrel{(2.20)}{=} \begin{bmatrix} U_1^A & \tilde{A} \Gamma^A \end{bmatrix} \begin{bmatrix} I & (I - Y^D Y^A)^{-1} Y^D V_1^A \Gamma^A \\ & I \end{bmatrix} \\
&\quad \cdot \begin{bmatrix} I - Y^D Y^A & \\ & I - \Gamma^D U_1^D (I - Y^A Y^D)^{-1} V_1^A \Gamma^A \end{bmatrix}^{-1} \begin{bmatrix} \Gamma^D U_1^D (I - Y^A Y^D)^{-1} Y^A & I \end{bmatrix} \begin{bmatrix} V_1^D \\ \Gamma^D \tilde{D} \end{bmatrix} \\
&= \begin{bmatrix} U_1^A & \tilde{A} \Gamma^A \end{bmatrix} \begin{bmatrix} I - Y^D Y^A & -Y^D V_1^A \Gamma^A \\ -\Gamma^D U_1^D Y^A & I - \Gamma^D U_1^D V_1^A \Gamma^A \end{bmatrix}^{-1} \begin{bmatrix} V_1^D \\ \Gamma^D \tilde{D} \end{bmatrix} \\
&= \begin{bmatrix} U_1^A & \tilde{A} \Gamma^A \end{bmatrix} \left(I - \begin{bmatrix} T_1^D \\ \Gamma^D U_1^D \end{bmatrix} \begin{bmatrix} T_1^A & V_1^A \Gamma^A \end{bmatrix} \right)^{-1} \begin{bmatrix} V_1^D \\ \Gamma^D \tilde{D} \end{bmatrix}.
\end{aligned}$$

Then examine the recursion.

$$\begin{aligned}
X_{t+1} &= H_0 + F_0 X_t (I - G_0 X_t)^{-1} E_0 \\
&\stackrel{(2.22)}{=} H_0 + F_0 \begin{bmatrix} U_t^A & \tilde{A}^t \Gamma^A \end{bmatrix} \left(I - \begin{bmatrix} T_t^D \\ \Gamma^D U_t^D \end{bmatrix} \begin{bmatrix} T_t^A & V_t^A \Gamma^A \end{bmatrix} \right)^{-1} \begin{bmatrix} V_t^D \\ \Gamma^D \tilde{D}^t \end{bmatrix} \\
&\quad \cdot \left(I - G_0 \begin{bmatrix} U_t^A & \tilde{A}^t \Gamma^A \end{bmatrix} \left(I - \begin{bmatrix} T_t^D \\ \Gamma^D U_t^D \end{bmatrix} \begin{bmatrix} T_t^A & V_t^A \Gamma^A \end{bmatrix} \right)^{-1} \begin{bmatrix} V_t^D \\ \Gamma^D \tilde{D}^t \end{bmatrix} \right)^{-1} E_0 \\
&\stackrel{(1.2)}{=} H_0 + F_0 \begin{bmatrix} U_t^A & \tilde{A}^t \Gamma^A \end{bmatrix} \\
&\quad \cdot \left(I - \begin{bmatrix} T_t^D \\ \Gamma^D U_t^D \end{bmatrix} \begin{bmatrix} T_t^A & V_t^A \Gamma^A \end{bmatrix} - \begin{bmatrix} V_t^D \\ \Gamma^D \tilde{D}^t \end{bmatrix} G_0 \begin{bmatrix} U_t^A & \tilde{A}^t \Gamma^A \end{bmatrix} \right)^{-1} \begin{bmatrix} V_t^D \\ \Gamma^D \tilde{D}^t \end{bmatrix} E_0 \\
&\stackrel{(2.19a)}{=} \begin{bmatrix} U_1^A & F_0 \begin{bmatrix} U_t^A & \tilde{A}^t \Gamma^A \end{bmatrix} \end{bmatrix} \begin{bmatrix} I - Y^D Y^A & \\ & I - \begin{bmatrix} T_t^D \\ \Gamma^D U_t^D \end{bmatrix} \begin{bmatrix} T_t^A & V_t^A \Gamma^A \end{bmatrix} - \begin{bmatrix} V_t^D \\ \Gamma^D \tilde{D}^t \end{bmatrix} G_0 \begin{bmatrix} U_t^A & \tilde{A}^t \Gamma^A \end{bmatrix} \end{bmatrix}^{-1} \\
&\quad \cdot \begin{bmatrix} V_1^D \\ \begin{bmatrix} V_t^D \\ \Gamma^D \tilde{D}^t \end{bmatrix} E_0 \end{bmatrix}
\end{aligned}$$

$$\begin{aligned}
& \stackrel{(2.20)}{=} \begin{bmatrix} U_1^A & \tilde{A}U_t^A & \tilde{A}^{t+1}\Gamma^A \end{bmatrix} \begin{bmatrix} I & (I - Y^D Y^A)^{-1} Y^D V_1^A U_t^A & (I - Y^D Y^A)^{-1} Y^D V_1^A \tilde{A}^t \Gamma^A \\ & I & \\ & & I \end{bmatrix} \\
& \quad \cdot \begin{bmatrix} I - Y^D Y^A & & \\ & I - \begin{bmatrix} T_t^D \\ \Gamma^D U_t^D \end{bmatrix} [T_t^A & V_t^A \Gamma^A] - \begin{bmatrix} V_t^D \\ \Gamma^D \tilde{D}^t \end{bmatrix} G_0 [U_t^A & \tilde{A}^t \Gamma^A] \\ & & \end{bmatrix}^{-1} \\
& \quad \cdot \begin{bmatrix} I & & \\ V_t^D U_1^D (I - Y^A Y^D)^{-1} Y^A & I & \\ \Gamma^D \tilde{D}^t U_1^D (I - Y^A Y^D)^{-1} Y^A & & I \end{bmatrix} \begin{bmatrix} V_1^D \\ V_t^D \tilde{D} \\ \Gamma^D \tilde{D}^{t+1} \end{bmatrix} \\
& = \begin{bmatrix} U_{t+1}^A & \tilde{A}^{t+1} \Gamma^A \end{bmatrix} \\
& \quad \cdot \begin{bmatrix} I - Y^D Y^A & -Y^D V_1^A U_t^A & -Y^D V_1^A \tilde{A}^t \Gamma^A \\ -V_t^D U_1^D Y^A & I - T_t^D T_t^A - V_t^D U_1^D V_1^A U_t^A & -T_t^D V_t^A \Gamma^A - V_t^D U_1^D V_1^A \tilde{A}^t \Gamma^A \\ -\Gamma^D \tilde{D}^t U_1^D Y^A & -\Gamma^D U_t^D T_t^A - \Gamma^D \tilde{D}^t U_1^D V_1^A U_t^A & I - \Gamma^D U_t^D V_t^A \Gamma^A - \Gamma^D \tilde{D}^t U_1^D V_1^A \tilde{A}^t \Gamma^A \end{bmatrix}^{-1} \\
& \quad \cdot \begin{bmatrix} V_{t+1}^D \\ \Gamma^D \tilde{D}^{t+1} \end{bmatrix} \\
& = \begin{bmatrix} U_{t+1}^A & \tilde{A}^{t+1} \Gamma^A \end{bmatrix} \left(I - \begin{bmatrix} Y^D & 0 \\ V_t^D U_1^D & T_t^D \\ \Gamma^D \tilde{D}^t U_1^D & \Gamma^D U_t^D \end{bmatrix} \begin{bmatrix} Y^A & V_1^A U_t^A & V_1^A \tilde{A}^t \Gamma^A \\ 0 & T_t^A & V_t^A \Gamma^A \end{bmatrix} \right)^{-1} \begin{bmatrix} V_{t+1}^D \\ \Gamma^D \tilde{D}^{t+1} \end{bmatrix} \\
& = \begin{bmatrix} U_{t+1}^A & \tilde{A}^{t+1} \Gamma^A \end{bmatrix} \left(I - \begin{bmatrix} T_{t+1}^D \\ \Gamma^D U_{t+1}^D \end{bmatrix} [T_{t+1}^A & V_{t+1}^A \Gamma^A] \right)^{-1} \begin{bmatrix} V_{t+1}^D \\ \Gamma^D \tilde{D}^{t+1} \end{bmatrix}.
\end{aligned}$$

□