

THE EFFECTIVE REACTIVITY FOR CAPTURING BROWNIAN MOTION BY PARTIALLY REACTIVE PATCHES ON A SPHERICAL SURFACE

DENIS S. GREBENKOV ^{*} AND MICHAEL J. WARD [†]

Abstract. We analyze the trapping of diffusing ligands, modeled as Brownian particles, by a sphere that has N partially reactive boundary patches, each of small area and arbitrary shape, on an otherwise reflecting boundary. For such a structured target, the partial reactivity of each boundary patch is characterized by a Robin boundary condition, with a local boundary reactivity κ_i for $i = 1, \dots, N$. For any spatial arrangement of well-separated patches on the surface of the sphere, the method of matched asymptotic expansions is used to derive explicit results for the capacitance C_T of the structured target, which is valid for any $\kappa_i > 0$. This target capacitance C_T is defined in terms of a Green's matrix, which depends on the spatial configuration of patches, the local reactive capacitance $C_i(\kappa_i)$ of each patch and another coefficient that depends on the local geometry near a patch. The analytical dependence of $C_i(\kappa_i)$ on κ_i is uncovered via a spectral expansion over Steklov eigenfunctions. For circular patches, the latter are readily computed numerically and provide an accurate fully explicit sigmoidal approximation for $C_i(\kappa_i)$. In the homogenization limit of $N \gg 1$ identical uniformly-spaced patches with $\kappa_i = \kappa$, we derive an explicit scaling law for the effective capacitance and the effective reactivity of the structured target that is valid in the limit of small patch area fraction. From a comparison with numerical simulations, we show that this scaling law provides a highly accurate approximation over the full range $\kappa > 0$, even when there is only a moderately large number of reactive patches.

1. Introduction. Diffusive search for multiple targets is a key process in physics, chemistry, and biology [34, 43, 47, 50, 42, 33, 39, 21, 13]. For instance, signal transduction between neurons involves several diffusive search processes [1, 6, 32, 48]: (i) calcium ions that diffuse in the extracellular space and search for ionic channels on the plasma membrane to respond to an electrical signal; (ii) after entering the synaptic bouton, calcium ions search for calcium-sensing proteins on the vesicles filled with neurotransmitters to initiate their release into the inter-neuronal space; (iii) once released, the neurotransmitters diffusively search for suitable binding sites on the plasma membrane of a neighboring neuron. Likewise, small metabolites and various proteins such as transcription factors or histons search for nuclear pores on the plasmic membrane of the cell nucleus [1, 38]. From a chemical perspective, heterogeneous catalysis often involves porous catalysts with heterogeneous distribution of active sites on an otherwise passive (inert) boundary [34, 12, 19, 45]. In both applications, one generally deals with diffusive search for small targets or reactive patches that are distributed on an otherwise reflecting surface.

With this biophysical motivation, we consider the canonical problem of the trapping of ligands, modeled as diffusing Brownian particles, by the boundary $\partial\mathcal{B}$ of a 3-D simply-connected and bounded domain \mathcal{B} that has many small partially reactive sites. The boundary is assumed to be smooth, reflecting, and partially covered by N small reactive patches $\partial\mathcal{B}_i$. The steady-state concentration \mathcal{U} of diffusing ligands

^{*}Laboratoire de Physique de la Matière Condensée, CNRS – Ecole Polytechnique, Institut Polytechnique de Paris, 91120 Palaiseau, France. email: denis.grebenkov@polytechnique.edu,

[†]Department of Mathematics, University of British Columbia, Vancouver, B.C., Canada, V6T 1Z2. email: ward@math.ubc.ca (corresponding author)

satisfies the mixed Neumann-Robin boundary value problem (BVP)

$$\begin{aligned}
(1.1a) \quad & \Delta \mathcal{U} = 0, \quad \mathbf{X} \in \mathbb{R}^3 \setminus \mathcal{B}, \\
(1.1b) \quad & D \partial_n \mathcal{U} + \mathcal{K}_i \mathcal{U} = 0, \quad \mathbf{X} \in \partial \mathcal{B}_i, \quad i = 1, \dots, N, \\
(1.1c) \quad & \partial_n \mathcal{U} = 0, \quad \mathbf{X} \in \partial \mathcal{B}_r = \partial \mathcal{B} \setminus \overline{(\partial \mathcal{B}_1 \cup \dots \cup \partial \mathcal{B}_N)}, \\
(1.1d) \quad & \mathcal{U} \sim \mathcal{U}_{\text{inf}} \left(1 - \frac{\mathcal{C}_T}{|\mathbf{X}|} + \mathcal{O}(|\mathbf{X}|^{-2}) \right), \quad \text{as } |\mathbf{X}| \rightarrow \infty,
\end{aligned}$$

where $D > 0$ is a constant diffusivity, \mathcal{U}_{inf} is a constant concentration imposed at infinity, Δ is the Laplacian in the dimensional coordinate \mathbf{X} , and ∂_n is the outward normal derivative to $\partial \mathcal{B}$, directed into \mathcal{B} . Each reactive boundary patch $\partial \mathcal{B}_i$ of diameter $2L_i$, with reactivity $\mathcal{K}_i > 0$, is assumed to be simply-connected with a smooth boundary, but with an otherwise arbitrary shape. From the divergence theorem, the coefficient \mathcal{C}_T in the far-field (1.1d) is related to \mathcal{U} by the identity

$$(1.2) \quad \mathcal{C}_T = -\frac{1}{4\pi \mathcal{U}_{\text{inf}}} \int_{\partial \mathcal{B}} \partial_n \mathcal{U} \, ds = \frac{J}{4\pi D \mathcal{U}_{\text{inf}}},$$

where J is the total flux of particles reacted onto patches. This coefficient \mathcal{C}_T is interpreted as the capacitance of the heterogeneous partially reactive boundary $\partial \mathcal{B}$.

Our focus will be the spherical domain $\mathcal{B} = \{\mathbf{X} \in \mathbb{R}^3 \mid |\mathbf{X}| \leq R\}$, for which we will derive an analytical formula for the capacitance \mathcal{C}_T in the limit of small patch radius $\varepsilon = L/R \ll 1$, where $L = \max_i \{L_i\}$. For a homogeneous reactivity \mathcal{K} (i.e., a single patch covering the whole spherical boundary), the PDE (1.1) is radially symmetric and, from its readily obtained explicit solution, an exact formula for the flux J is [11]

$$(1.3) \quad J = \int_{\partial \mathcal{B}} (-D \partial_n \mathcal{U}) \, ds = \frac{J_{\text{Smol}}}{1 + D/(\mathcal{K}R)},$$

where $J_{\text{Smol}} = 4\pi D R \mathcal{U}_{\text{inf}}$ is the Smoluchowski's diffusive flux onto a perfectly absorbing sphere [53]. In order to quantify the effect of a heterogeneous distribution of reactive patches, it is convenient to determine the effective reactivity \mathcal{K}_{eff} of an equivalent homogeneous sphere that produces the flux J from (1.3). In this way, by equating the fluxes in (1.2) and (1.3), we identify \mathcal{K}_{eff} in terms of \mathcal{C}_T as

$$(1.4) \quad k_{\text{eff}} = \frac{R}{D} \mathcal{K}_{\text{eff}} = \frac{1}{J_{\text{Smol}}/J - 1} = \frac{1}{R/\mathcal{C}_T - 1}.$$

Berg and Purcell [3] pioneered the study of the flux onto a spherical target that contains N identical small circular perfectly reactive boundary patches of radius εR . Based on physical insight, they derived the following approximation for the flux:

$$(1.5) \quad J_{\text{BP}} = \frac{J_{\text{Smol}}}{1 + \pi/(\varepsilon N)}.$$

With this approximation, the effective reactivity of small patches becomes $R\mathcal{K}_{\text{BP}}/D = \varepsilon N/\pi$, which can also be written in terms of the patch area coverage fraction f on the surface of the sphere as (see also [51])

$$(1.6) \quad \mathcal{K}_{\text{BP}} = \frac{4fD}{\pi \varepsilon R}, \quad \text{where} \quad f \equiv \frac{N\pi(\varepsilon R)^2}{4\pi R^2} = \frac{\varepsilon^2 N}{4}.$$

Qualitatively, this result is equivalent to the reactivity of N one-sided disks of radius εR in \mathbb{R}^3 , as if they were trapping diffusing particles independently of each other (in fact, as $2\varepsilon R/\pi$ is the capacitance of a two-sided disk, half of it corresponds to a one-sided disk). The seminal approximation (1.5) ignores the diffusion screening [18, 22] or diffusive interactions [54] between patches that compete for the diffusing particles. This competition is expected to reduce the fluxes to individual disks and can thus significantly diminish the effective reactivity. In addition, the approximation (1.6) ignores the curvature of the spherical boundary that may also be relevant when the patches are not too small. Despite these limitations, the seminal work by Berg and Purcell [3] stimulated the development of asymptotic and homogenization methods in both the mathematical and physical literature (see an overview in [28]).

From a mathematical perspective, the method of matched asymptotic expansions was used in [41] to provide a *first principles* derivation of the effective reactivity for N small circular and perfectly reactive patches on the boundary of a sphere, in the small patch area fraction limit $f \ll 1$. This analysis accounted for diffusive interactions between patches, as well the curvature of the sphere. For uniformly distributed identical patches, the leading-order term in the scaling law derived in [41] was found to agree with the classical Berg-Purcell result (1.5). This asymptotic scaling law for the effective reactivity was validated by comparing results with those computed from a numerical PDE-based approach for the Dirichlet-Neumann BVP, as developed in [41, 40], which effectively resolved the edge singularity near each patch (see also [16]). Moreover, a fast solver relying on an integral equation re-formulation of the mixed Dirichlet-Neumann BVP for a sphere with locally circular patches was developed in [36] to solve the PDE with up to 100,000 perfectly reacting patches. Other analytical and numerical studies with perfectly reactive patches include [40] and [5] for the boundary homogenization of periodic patterns of patches on a semi-infinite plane (see also the references therein). More recently, a hybrid analytical and numerical approach, based on a Kinetic Monte Carlo algorithm, has been developed to study time-dependent diffusive capture to an infinite plane and to a sphere [4].

In contrast, there have been much fewer analytical or numerical studies for the more realistic situation in (1.1) of partially reactive patches. In [60, 2], a heuristic interpolation formula was postulated, but without any mathematical justification, for the effective reactivity of a generic smooth surface that has identical small circular patches with a common reactivity \mathcal{K} :

$$(1.7) \quad \mathcal{K}_{\text{heur}} = \frac{f\mathcal{K}}{f\mathcal{K} + \mathcal{K}_{\text{BP}}} \mathcal{K}_{\text{BP}},$$

where \mathcal{K}_{BP} is given in (1.6). For identical patches of radii εR on the surface of sphere of radius R , the heuristic approximation (1.7) can be written equivalently, by using (1.6) for \mathcal{K}_{BP} , as

$$(1.8) \quad \frac{R}{D} \mathcal{K}_{\text{heur}} = \frac{2f}{\varepsilon} \mathcal{A}\left(\frac{\mathcal{K}\varepsilon R}{D}\right), \quad \text{where} \quad \mathcal{A}(\mu) \equiv \frac{2\mu/\pi}{\mu + 4/\pi}.$$

In [44] a *first principles* leading-order asymptotic theory was developed to derive the effective reactivity for small circular patches of radius a on an infinite plane in \mathbb{R}^3 in the limit of low, moderate, and large patch reactivity. With $a = \varepsilon R$, their leading-order analysis, resulting in Eq. (7.3) of [44], predicted that the effective reactivity can be well-approximated, uniformly in \mathcal{K} , by (1.8) with the term $4/\pi$ in $\mathcal{A}(\mu)$ replaced by $2/(\pi K_w)$. The value $K_w \approx 0.5854$ was estimated in [44] by using Monte Carlo

simulations to calculate the numerical solution to a certain local PDE problem defined near a patch. This numerical value has now been corrected¹ to $K_w \approx 0.5$, so that the results in [44] do in fact provide the first theoretical justification of the empirical approximation (1.7) of [60, 2].

Related asymptotic studies for the mean first-passage time and splitting probabilities for the narrow capture of a Brownian particle in a bounded 3-D domain with small surface patches of finite reactivity include [31, 8], and our companion paper [29]. The analogous 2-D problem has been analyzed in [30]. Narrow capture in a 3-D bounded domain with reflecting walls but with a collection of small spherical inclusions with semipermeable interfaces has been analyzed in [7].

For the sphere, our main goal is to extend the previous analysis in [41], which was restricted to perfectly reactive patches, and the leading-order analysis in [44], to the more general case of partially reactive patches; in fact, we aim at developing a three-term asymptotic formula for C_T in (1.1) for patches of arbitrary shape and any reactivity. With this three-term asymptotic analysis we will incorporate inter-patch interactions, as well as the effect of the curvature of the sphere. By homogenizing our result for C_T , we will derive a new scaling law for the effective reactivity of the boundary of a sphere for identical partially reactive patches. Results from the asymptotic theory will be confirmed through simulations from a new Monte Carlo algorithm. We remark that the leading-order term in our asymptotic results is valid for an arbitrary bounded domain \mathcal{B} with a smooth boundary $\partial\mathcal{B}$. For this extension, $\varepsilon = L/R$, where $2R$ is the diameter of \mathcal{B} , defined as the maximum Euclidean distance between any two points on $\partial\mathcal{B}$.

As convenient for our analysis, we will first non-dimensionalize (1.1) in a sphere, by introducing the dimensionless variables defined by

$$(1.9) \quad \mathbf{x} = \frac{\mathbf{X}}{R}, \quad \Omega = \frac{\mathcal{B}}{R}, \quad \varepsilon = \frac{L}{R}, \quad a_i = \frac{L_i}{L}, \quad \kappa_i = \frac{L\kappa_i}{D}, \quad u = \frac{\mathcal{U}}{\mathcal{U}_{\text{inf}}}, \quad C_T = \frac{\mathcal{C}_T}{R}.$$

In the region exterior to the unit sphere Ω , we obtain that (1.1) transforms to

$$(1.10a) \quad \Delta_{\mathbf{x}} u = 0, \quad \mathbf{x} \in \mathbb{R}^3 \setminus \Omega,$$

$$(1.10b) \quad \varepsilon \partial_n u + \kappa_i u = 0, \quad \mathbf{x} \in \partial\Omega_i^\varepsilon, \quad i = 1, \dots, N,$$

$$(1.10c) \quad \partial_n u = 0, \quad \mathbf{x} \in \partial\Omega_r = \partial\Omega \setminus (\overline{\partial\Omega_1^\varepsilon \cup \dots \cup \partial\Omega_N^\varepsilon}),$$

$$(1.10d) \quad u \sim 1 - \frac{C_T}{|\mathbf{x}|} + \mathcal{O}(|\mathbf{x}|^{-2}), \quad \text{as } |\mathbf{x}| \rightarrow \infty,$$

where $\Delta_{\mathbf{x}}$ is the Laplacian in \mathbf{x} , and ∂_n is the outward normal derivative to $\partial\Omega$, which points into the unit sphere. In (1.10), each rescaled patch $\partial\Omega_i^\varepsilon = R^{-1}\partial\mathcal{B}_i$, of small diameter $\mathcal{O}(\varepsilon)$, is assumed to satisfy $\partial\Omega_i^\varepsilon \rightarrow \mathbf{x}_i \in \partial\Omega$ as $\varepsilon \rightarrow 0$. The patches are also assumed to be well-separated in the sense that $|\mathbf{x}_i - \mathbf{x}_j| = \mathcal{O}(1)$ for all $i \neq j$.

In the limit $\varepsilon \rightarrow 0$ of small patches, in §3 we will use strong localized perturbation theory, originating from [57], to derive a three-term asymptotic expansion for the capacitance C_T , valid for arbitrary $\kappa_i > 0$, in which only the third-order term depends on the spatial arrangement $\{\mathbf{x}_1, \dots, \mathbf{x}_N\}$ of the centers of the patches. For the special case where $\kappa_i = \infty$ and when the patches are circular disks, such an asymptotic analysis has been performed in [41] by using the traditional spherical coordinates for

¹As communicated to MJW by S. Lawley, the Monte Carlo approximation should be $K_w \approx 0.5$ and not $K_w \approx 0.5854$.

a sphere. Our new framework in §3, based on the geodesic normal coordinates introduced in §2, provides an alternative approach to that used in [41]. These geodesic coordinates have been used previously in [56] and [20] to analyze localized pattern formation problems in reaction-diffusion systems. With this new, more efficient, coordinate system, we are readily able to extend the previous analysis of [41] to the case of finite κ_i and to arbitrary patch shapes. Our main result, summarized in Proposition 1 of §3, involves the reactive capacitance $C_i(\kappa_i)$ and an additional monopole coefficient $E_i(\kappa_i)$, which are determined in terms of the solutions to certain local problems near each patch. We emphasize that up to three terms in the asymptotic expansion our result in Proposition 1 is identical in form to that derived in Eq. (3.37) of [41] for circular patches of perfect reactivity provided that we simply replace the two monopole coefficients in Eq. (3.37) of [41] with $C_i(\kappa_i)$ and $E_i(\kappa_i)$.

From the analysis in the companion paper [29], we show that $C_i(\kappa_i)$ and $E_i(\kappa_i)$ can be expressed for all $\kappa_i > 0$ via a Steklov eigenfunction expansion. For circular patches, an efficient numerical computation of the Steklov eigenfunctions is readily available [26]. Moreover, both $C_i(\kappa_i)$ and $E_i(\kappa_i)$ can be well-approximated over the full range $0 < \kappa_i < \infty$ by some heuristic formulas that have been benchmarked to full numerical results. In this way, we obtain an explicit analytical approximation for C_T for any $\kappa_i > 0$. Preliminary results for $C_i(\kappa_i)$, $E_i(\kappa_i)$, and the surface Neumann Green's function, which are central to the analysis in §3, are summarized in §2. Although some of these results were previously derived in [29], they are summarized here for completeness and readability.

In §4 we consider the homogenization limit of $N \gg 1$ identical patches that are uniformly distributed over the surface of the sphere, but in the limit of small patch area fraction. For this homogenization problem, we derive an explicit analytical scaling law for both the effective capacitance C_{eff} and the effective reactivity k_{eff} of the structured target. This scaling law can be applied over the full range $\kappa > 0$ by using our empirical approximations for $C(\kappa)$ and $E(\kappa)$. Substitution of the empirical approximation for $C(\kappa)$ into the leading-order term of our asymptotic theory leads to the heuristic result (1.8) of [2]. In §5 we present a new efficient Monte Carlo method to numerically compute the capacitance C_T from the underlying PDE. From numerical results obtained by the Monte Carlo algorithm, we show in §6 that our explicit scaling laws for C_{eff} and k_{eff} , which are based on our three-term asymptotic theory, are still accurate even when there is only a moderately large number of patches, or when the reactive patch area fraction is not exceedingly small. Finally, in §7 we summarize our results and discuss a few additional problems that warrant further study.

2. Preliminaries. In this section we derive some preliminary results that are central to our asymptotic analysis in §3.

2.1. Geodesic normal coordinates. The inner problem near each patch is more readily analyzed in terms of geodesic normal coordinates, rather than the usual global spherical coordinates used in [41]. More specifically, for each patch $\partial\Omega_i^\varepsilon$ on the unit sphere Ω , we introduce the geodesic normal coordinates $\boldsymbol{\xi} = (\xi_1, \xi_2, \xi_3)^T \in (-\pi/2, \pi/2) \times (-\pi, \pi) \times [0, \infty]$ in $\mathbb{R}^3 \setminus \Omega$ so that $\boldsymbol{\xi} = 0$ corresponds to $\mathbf{x}_i \in \partial\Omega$, while $\xi_3 > 0$ corresponds to the exterior of Ω . In these coordinates, ξ_1 can be viewed as the polar angle of a spherical coordinate system centered at \mathbf{x}_i on the sphere, but defined on the range $\xi_1 \in (-\pi/2, \pi/2)$ that avoids the usual coordinate singularity of spherical coordinates at the north pole. The curves obtained by setting $\xi_3 = 0$ and fixing either $\xi_1 = 0$ or $\xi_2 = 0$ are geodesics on $\partial\Omega$ that pass through \mathbf{x}_i .

From the global transformation $\mathbf{x} = \mathbf{x}(\boldsymbol{\xi})$ between cartesian and geodesic coordi-

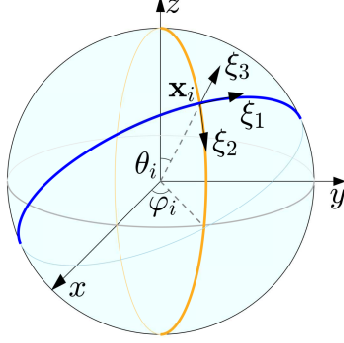


Fig. 2.1: Geodesic normal coordinates $(\xi_1, \xi_2, \xi_3)^T$ at $\mathbf{x}_i \in \partial\Omega$, with the geodesics (orange and blue curves) indicated.

nates, as given explicitly in (A.2) of Appendix A, we derive an exact expression for the Laplacian of a generic function $\mathcal{V}(\boldsymbol{\xi}) \equiv u(\mathbf{x}(\boldsymbol{\xi}))$. Then, in terms of the local (or inner) variables, $\mathbf{y} = (y_1, y_2, y_3)^T$, defined by

$$(2.1) \quad \xi_1 = \varepsilon y_1, \quad \xi_2 = \varepsilon y_2, \quad \xi_3 = \varepsilon y_3,$$

in Appendix A we show, for $\varepsilon \rightarrow 0$ and for $V(\mathbf{y}) = \mathcal{V}(\varepsilon \mathbf{y})$, that

$$(2.2) \quad \Delta_{\mathbf{x}} u = \varepsilon^{-2} \Delta_{\mathbf{y}} V + \varepsilon^{-1} [-2y_3 (V_{y_1 y_1} + V_{y_2 y_2}) + 2V_{y_3}] + \mathcal{O}(1),$$

with $\Delta_{\mathbf{y}} V \equiv V_{y_1 y_1} + V_{y_2 y_2} + V_{y_3 y_3}$. This result is essential to our local analysis in §3.

2.2. Reactive capacitance. Defined on the tangent plane to the sphere centered at \mathbf{x}_i , the leading-order term in our inner expansion near $\mathbf{x} = \mathbf{x}_i$ will involve the solution $w_i = w_i(\mathbf{y}; \kappa_i)$ to

$$(2.3a) \quad \Delta_{\mathbf{y}} w_i = 0, \quad \mathbf{y} \in \mathbb{R}_+^3,$$

$$(2.3b) \quad -\partial_{y_3} w_i + \kappa_i w_i = \kappa_i, \quad y_3 = 0, (y_1, y_2) \in \Gamma_i,$$

$$(2.3c) \quad \partial_{y_3} w_i = 0, \quad y_3 = 0, (y_1, y_2) \notin \Gamma_i,$$

$$(2.3d) \quad w_i \sim \frac{C_i(\kappa_i)}{|\mathbf{y}|} + \frac{\mathbf{p}_i(\kappa_i) \cdot \mathbf{y}}{|\mathbf{y}|^3} + \dots, \quad \text{as } |\mathbf{y}| \rightarrow \infty.$$

Here $\mathbb{R}_+^3 \equiv \{\mathbf{y} = (y_1, y_2, y_3) \mid y_3 \geq 0, -\infty < y_1, y_2 < \infty\}$ is the upper half-space, and $\Gamma_i \asymp \varepsilon^{-1} \partial\Omega_i^\varepsilon$ is the flattened Robin patch on the horizontal plane $y_3 = 0$. In (2.3d), the dipole vector $\mathbf{p}_i = \mathbf{p}_i(\kappa_i)$ must have the form $\mathbf{p}_i = (p_{1i}, p_{2i}, 0)^T$ to ensure that the far-field behavior (2.3d) satisfies (2.3c). When Γ_i is symmetric in y_1 and y_2 , such as is the case when Γ_i is a disk, it follows from symmetry that $p_{1i} = p_{2i} = 0$, so that the dipole term in the far-field (2.3d) is absent.

We refer to the monopole coefficient $C_i(\kappa_i)$ in (2.3d) as the *reactive capacitance*. Although by applying the divergence theorem we can readily express $C_i(\kappa_i)$ in terms of the *charge density* q_i ,

$$(2.4) \quad C_i(\kappa_i) = \frac{1}{\pi} \int_{\Gamma_i} q_i(y_1, y_2; \kappa_i) dy_1 dy_2, \quad \text{where} \quad q_i(y_1, y_2; \kappa_i) \equiv -\frac{1}{2} \partial_{y_3} w_i|_{y_3=0},$$

we emphasize that there is no *explicit* solution to (2.3) for arbitrary $\kappa_i > 0$. As a result, $C_i(\kappa_i)$ must in general be computed numerically. In Appendix B we summarize some results of Appendix D of [29] that determined an easily computable spectral representation for $C_i(\kappa_i)$ in terms of a suitable Steklov eigenvalue problem. More specifically, this spectral representation is

$$(2.5) \quad C_i(\kappa_i) = \frac{\kappa_i}{2\pi} \sum_{k=0}^{\infty} \frac{\mu_{ki} d_{ki}^2}{\mu_{ki} + \kappa_i},$$

where the eigenvalues $\mu_{ki} > 0$ and the spectral weights $d_{ki} \neq 0$ of the Steklov problem (B.1) can be computed numerically for a specified patch shape Γ_i . Although the spectrum of (B.1) must be computed numerically, the functional form of $C_i(\kappa_i)$ and its dependence on reactivity is universal. In the special case where the patches are all of the same shape, but with a variable size, we have the scaling law

$$(2.6) \quad C_i(\kappa_i) = a_i \mathcal{C}(\kappa_i a_i), \quad i = 1, \dots, N,$$

where $\mathcal{C}(\mu)$ is the reactive capacitance of the rescaled common patch shape $\Gamma_c \equiv \Gamma_i/a_i$, which needs to be computed only once. In particular, this scaling result is applicable to the case where the patches are all circular disks of different radii. For a circular patch of unit radius, the first eight Steklov eigenvalues and weights, corresponding to eigenfunctions that are axially symmetric on the patch, are given in Table B.1.

Circular patch. We recall that when Γ_i is a disk of radius a_i , the limiting problem with $\kappa_i = \infty$ is the classical problem for the capacitance of a flat disk (cf. [35]), whose solution $w_i(\mathbf{y}; \infty)$ is (see page 38 of [17])

$$(2.7a) \quad w_i(\mathbf{y}; \infty) \equiv \frac{2}{\pi} \sin^{-1} \left(\frac{a_i}{B(y_3, \rho_0)} \right),$$

where $\rho_0 \equiv (y_1^2 + y_2^2)^{1/2}$ and

$$(2.7b) \quad B(y_3, \rho_0) \equiv \frac{1}{2} \left([(\rho_0 + a_i)^2 + y_3^2]^{1/2} + [(\rho_0 - a_i)^2 + y_3^2]^{1/2} \right).$$

The far-field behavior is $w_i(\mathbf{y}; \infty) \sim C_i(\infty)/|\mathbf{y}| + \mathcal{O}(|\mathbf{y}|^{-3})$, where $C_i(\infty) = 2a_i/\pi$. Moreover, from (2.7a), and by using the radial symmetry, the charge density is

$$(2.7c) \quad q_i(y_1, y_2; \infty) = q_i(\rho_0; \infty) \equiv -\frac{1}{2} \partial_{y_3} w_i(\mathbf{y}; \infty)|_{y_3=0} = \frac{1}{\pi \sqrt{a_i^2 - \rho_0^2}}, \quad 0 \leq \rho_0 \leq a_i.$$

As a result of the edge singularity in (2.7c) at $\rho = a_i$, it can be shown from the analysis in [31] (see also Appendix D.3 of [29]) that the difference $C_i(\kappa_i) - C_i(\infty)$ is not analytic for $\kappa_i \gg 1$. More specifically, $C_i(\kappa_i)$ has the refined far-field behavior

$$(2.8) \quad C_i(\kappa_i) \sim \frac{2a_i}{\pi} - 2 \frac{[\log(a_i \kappa_i) + \log 2 + \gamma_e + 1]}{\pi^2 \kappa_i}, \quad \text{as } \kappa_i \rightarrow \infty,$$

where $\gamma_e \approx 0.5772 \dots$ is Euler's constant.

In Fig. 2.2(a) we illustrate that a three-term Taylor expansion (B.5) of $C_i(\kappa_i)$ at small κ_i , with the coefficients in (B.6), provides a rather close approximation to

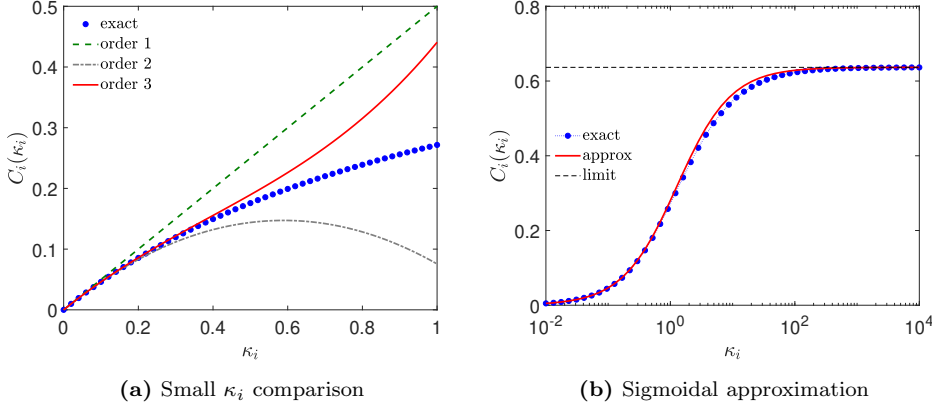


Fig. 2.2: The reactive capacitance $C_i(\kappa_i)$ for the circular patch Γ_i of unit radius ($a_i = 1$). **(a):** A comparison of $C_i(\kappa_i)$ numerically computed from (2.5), with the one-, two-, and three-term approximations obtained from (B.5) and (B.6), valid for $\kappa_i \ll 1$. **(b):** The sigmoidal approximation (2.9) provides a decent approximation of the numerical result for $C_i(\kappa_i)$ on the full range $\kappa_i > 0$.

$C_i(\kappa_i)$ on the range $0 < \kappa_i < 0.45$. Finally, in Fig. 2.2(b) we show that the heuristic sigmoidal approximation, given by

$$(2.9) \quad C_i(\kappa_i) \approx C_i^{\text{app}}(\kappa_i) = a_i \mathcal{C}^{\text{app}}(a_i \kappa_i), \quad \text{where} \quad \mathcal{C}^{\text{app}}(\mu) = \frac{2\mu/\pi}{\mu + 4/\pi},$$

is within 4%, over the entire range $\kappa_i > 0$, of the spectral expansion result (2.5) applied to a circular patch. These results are summarized in the following lemma of [29].

LEMMA 2.1. (*Lemma 2.1 of [29]*) *When Γ_i is the disk $y_1^2 + y_2^2 \leq a_i^2$, $C_i(\kappa_i)$ has the limiting asymptotics*

$$(2.10a) \quad C_i(\kappa_i) \sim C_i(\infty) + \mathcal{O}\left(\frac{\log \kappa_i}{\kappa_i}\right), \quad \text{as } \kappa_i \rightarrow \infty, \quad \text{with } C_i(\infty) = \frac{2a_i}{\pi},$$

$$(2.10b) \quad C_i(\kappa_i) \sim a_i \left[c_{1i} \kappa_i a_i - c_{2i} (\kappa_i a_i)^2 + c_{3i} (\kappa_i a_i)^3 + \mathcal{O}((\kappa_i a_i)^4) \right], \quad \text{as } \kappa_i \rightarrow 0,$$

where $c_{1i} = 0.5$, $c_{2i} \approx 0.4241$ and $c_{3i} \approx 0.3651$ (see (B.6) of Appendix B), are independent of the patch radius a_i . The sigmoidal approximation (2.9) is exactly consistent with only the leading-order coefficient c_{1i} . The other Taylor coefficients c_{2i} and c_{3i} are numerically comparable, but distinct, from the higher Taylor coefficients of (2.9).

2.3. Monopole From a Higher-Order Inner Solution. In our asymptotic analysis of (1.10) in §3 we show in Appendix C that we have to calculate the monopole

coefficient $E_i = E_i(\kappa_i)$ defined by the solution Φ_{2hi} to the inner problem

$$(2.11a) \quad \Delta_{\mathbf{y}} \Phi_{2hi} = 0, \quad \mathbf{y} \in \mathbb{R}_+^3,$$

$$(2.11b) \quad -\partial_{y_3} \Phi_{2hi} + \kappa_i \Phi_{2hi} = \kappa_i \mathcal{F}_i, \quad y_3 = 0, (y_1, y_2) \in \Gamma_i,$$

$$(2.11c) \quad \partial_{y_3} \Phi_{2hi} = 0, \quad y_3 = 0, (y_1, y_2) \notin \Gamma_i,$$

$$(2.11d) \quad \Phi_{2hi} \sim -\frac{E_i}{|\mathbf{y}|}, \quad \text{as } |\mathbf{y}| \rightarrow \infty.$$

In (2.11b), the inhomogeneous term $\mathcal{F}_i = \mathcal{F}_i(y_1, y_2; \kappa_i)$ is the unique solution, defined in terms of $C_i = C_i(\kappa_i)$ and $q_i(y_1, y_2; \kappa_i)$ as related by (2.4), to the 2-D problem

$$(2.12a) \quad \mathcal{F}_{i,y_1 y_1} + \mathcal{F}_{i,y_2 y_2} = q_i(y_1, y_2; \kappa_i) I_{\Gamma_i}(y_1, y_2), \quad I_{\Gamma_i} \equiv \begin{cases} 1, & (y_1, y_2) \in \Gamma_i \\ 0, & (y_1, y_2) \notin \Gamma_i \end{cases},$$

$$(2.12b) \quad \mathcal{F}_i \sim \frac{C_i}{2} \log \rho_0 + o(1), \quad \text{as } \rho_0 \equiv (y_1^2 + y_2^2)^{1/2} \rightarrow \infty.$$

It is the $o(1)$ condition in the far-field (2.12b) which ensures that \mathcal{F}_i is unique.

For an arbitrary patch shape, in Appendix C we show in (C.3) that $E_i(\kappa_i)$ can be determined up to a quadrature. The following result, established in [29], and discussed in Appendix C, more fully characterizes E_i when Γ_i is a disk:

LEMMA 2.2. (Lemma 2.2 of [29]) *When the Robin patch Γ_i is the disk $y_1^2 + y_2^2 \leq a_i^2$, we have*

$$(2.13) \quad E_i = E_i(\kappa_i) = -\frac{\log a_i}{2} [C_i(\kappa_i)]^2 + a_i^2 \mathcal{E}_i(\kappa_i a_i),$$

where $C_i = C_i(\kappa)$ is the reactive capacitance for a disk given by

$$(2.14) \quad C_i = 2 \int_0^{a_i} q_i(\rho_0; \kappa_i) \rho_0 d\rho_0, \quad q_i(\rho_0; \kappa_i) = -\frac{1}{2} w_{i,y_3}|_{y_3=0},$$

and $\mathcal{E}_i(\mu)$ is defined by

$$(2.15) \quad \mathcal{E}_i(\mu) \equiv 2 \int_0^1 \frac{1}{\rho_0} \left(\int_0^{\rho_0} a_i q_i(\eta a_i; \mu/a_i) \eta d\eta \right)^2 d\rho_0.$$

The limiting asymptotic behavior of $E_i(\kappa_i)$ is

$$(2.16a) \quad E_i \sim E_i(\infty) \equiv -\frac{2a_i^2}{\pi^2} \left(\log a_i + \log 4 - \frac{3}{2} \right), \quad \text{as } \kappa_i \rightarrow \infty,$$

$$(2.16b) \quad E_i \sim \frac{\kappa_i^2 a_i^4}{8} \left(\frac{1}{4} - \log a_i \right), \quad \text{as } \kappa_i \rightarrow 0.$$

Since there is no analytical formula for $E_i(\kappa_i)$ for arbitrary $\kappa_i > 0$ when Γ_i is a disk, in Appendix D of [29] we showed how it can be computed numerically to high precision by expanding the charge density q_i in terms of Steklov eigenfunctions (see [29] for details). Moreover, labeling $\mu \equiv a_i \kappa_i$ and with $\mathcal{C}^{\text{app}}(\mu)$ as given by the sigmoidal approximation (2.9), in Appendix D of [29] we showed that the heuristic approximation

$$(2.17a) \quad E_i(\kappa_i) \approx E_i^{\text{app}} = -\frac{a_i^2 \log a_i}{2} [\mathcal{C}^{\text{app}}(\kappa_i a_i)]^2 + a_i^2 \mathcal{E}^{\text{app}}(\kappa_i a_i),$$

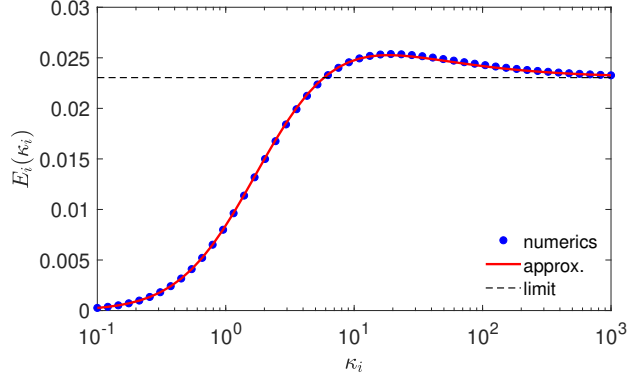


Fig. 2.3: For a circular patch of radius $a_i = 1$, the heuristic approximation $\mathcal{E}^{\text{app}}(\kappa_i)$ (solid curve) from (2.17b) is compared with $E_i(\kappa_i) = \mathcal{E}_i(\kappa_i)$ (filled circles) given by (2.13) and computed via the numerical approach described in Appendix D of [29]. The dashed horizontal line is the asymptotic limiting value $(3 - 4 \log 2)/\pi^2$ consistent with (2.16a).

where

$$(2.17b) \quad \mathcal{E}^{\text{app}}(\mu) \equiv [\mathcal{C}^{\text{app}}(\mu)]^2 \left(\frac{3}{4} - \log 2 + \frac{1}{\frac{1}{\log 2 - 5/8} + 5.17 \mu^{0.81}} \right),$$

agrees with the corresponding numerical result, with a maximal relative error of 0.7% over the entire range of $\mu > 0$ (see Fig. 2.3). Moreover, the established limits from (2.16) as $\mu \rightarrow 0$ and $\mu \rightarrow \infty$ are satisfied by (2.17).

A theoretical analytical explanation for the non-monotonic behavior of $E_i(\kappa_i)$ versus κ_i observed in Fig. 2.3 is not clear. It may be attributable to the non-monotonic $\mathcal{O}(\kappa_i^{-1} \log \kappa_i)$ correction term in (2.10a) for C_i when $\kappa_i \gg 1$ or the intricate behavior of the charge density $q_i(r; \kappa_i)$, defined in (2.14), as shown in Fig. E.1 of [29]. As derived in detail in [31], for κ_i large but finite, this charge density is finite at $r = 1$, but develops a boundary layer structure near $r = 1$ as κ_i is increased.

2.4. The Exterior Surface Neumann Green's function. In our asymptotic analysis in §3, the asymptotic expansion of the outer solution is represented in terms of the *exterior* surface Neumann Green's function $G_s(\mathbf{x}; \mathbf{x}_i)$ for the unit sphere Ω , defined as the unique solution to

$$(2.18) \quad \Delta G_s = 0, \quad r > 1; \quad -\partial_r G_s = \delta(\mathbf{x} - \mathbf{x}_i), \quad r = 1; \quad G_s \sim \frac{1}{4\pi|\mathbf{x}|}, \quad \text{as } |\mathbf{x}| \rightarrow \infty,$$

where $r = |\mathbf{x}|$ and $|\mathbf{x}_i| = 1$. The exact solution to (2.18) is (see [41])

$$(2.19) \quad G_s(\mathbf{x}; \mathbf{x}_i) = \frac{1}{2\pi|\mathbf{x} - \mathbf{x}_i|} - \frac{1}{4\pi} \log \left(1 + \frac{2}{|\mathbf{x} - \mathbf{x}_i| + |\mathbf{x}| - 1} \right).$$

To determine the local behavior of $G_s(\mathbf{x}; \mathbf{x}_i)$ as $\mathbf{x} \rightarrow \mathbf{x}_i$ in terms of the local geodesic coordinates \mathbf{y} , we use (A.7) to estimate $|\mathbf{x} - \mathbf{x}_i|$. In this way, we obtain that

$$G_s \sim \frac{1}{2\pi\varepsilon|\mathbf{y}|} \left(1 - \frac{\varepsilon y_3}{2|\mathbf{y}|^2} (y_1^2 + y_2^2) \right) - \frac{1}{4\pi} \log \left(1 + \frac{2}{\varepsilon(|\mathbf{y}| + y_3)} \right),$$

which can be simplified asymptotically to

$$(2.20) \quad G_s \sim \frac{1}{2\pi\varepsilon|\mathbf{y}|} + \frac{1}{4\pi} \log\left(\frac{\varepsilon}{2}\right) - \frac{y_3(y_1^2 + y_2^2)}{4\pi|\mathbf{y}|^3} + \frac{1}{4\pi} \log(|\mathbf{y}| + y_3) + o(1).$$

3. Analysis for the Capacitance C_T . We now use the method of matched asymptotic expansions to construct solutions to (1.10) in the limit $\varepsilon \rightarrow 0$. For our analysis it is convenient to introduce U by $u = -C_T U$, so that from (1.10) U satisfies

$$(3.1a) \quad \Delta_{\mathbf{x}} U = 0, \quad \mathbf{x} \in \mathbb{R}^3 \setminus \Omega,$$

$$(3.1b) \quad \varepsilon \partial_n U + \kappa_i U = 0, \quad \mathbf{x} \in \partial\Omega_i^\varepsilon, \quad i = 1, \dots, N,$$

$$(3.1c) \quad \partial_n U = 0, \quad \mathbf{x} \in \partial\Omega_r,$$

$$(3.1d) \quad U \sim -\frac{1}{C_T} + \frac{1}{|\mathbf{x}|} + \frac{\mathbf{p} \cdot \mathbf{x}}{C_T |\mathbf{x}|^3} + \dots, \quad \text{as } |\mathbf{x}| \rightarrow \infty.$$

In this way, we can write the far-field condition (3.1d) as the following flux condition over the boundary $\partial\Omega_R$ of a large sphere of radius R centered at $\mathbf{x} = 0$:

$$(3.1e) \quad \lim_{R \rightarrow \infty} \int_{\partial\Omega_R} \partial_r U|_{r=R} ds = -4\pi.$$

In the outer region away from the Robin patches we expand the outer solution as

$$(3.2) \quad U \sim \varepsilon^{-1} U_0 + U_1 + \varepsilon \log\left(\frac{\varepsilon}{2}\right) U_2 + \varepsilon U_3 + \dots,$$

where U_0 is a constant to be determined, and where U_k for $k \geq 1$ satisfies

$$(3.3) \quad \begin{aligned} \Delta_{\mathbf{x}} U_k &= 0, \quad \mathbf{x} \in \mathbb{R}^3 \setminus \Omega; \quad \partial_n U_k = 0, \quad \mathbf{x} \in \partial\Omega \setminus \{\mathbf{x}_1, \dots, \mathbf{x}_N\}, \\ \lim_{R \rightarrow \infty} \int_{\partial\Omega_R} \partial_n U_k|_{r=R} ds &= -4\pi \delta_{k1}. \end{aligned}$$

Here δ_{k1} is the Kronecker symbol. Our analysis will provide singularity behaviors for each U_k as $\mathbf{x} \rightarrow \mathbf{x}_i$, for $i = 1, \dots, N$.

In the inner region near the i -th Robin patch we introduce the local geodesic coordinates (2.1) and we expand each inner solution as

$$(3.4) \quad U \sim \varepsilon^{-1} V_{0i} + \log\left(\frac{\varepsilon}{2}\right) V_{1i} + V_{2i} + \dots.$$

Upon substituting (3.4) into (2.2), we obtain that V_{ki} for $k = 0, 1, 2$ satisfies

$$(3.5a) \quad \Delta_{\mathbf{y}} V_{ki} = \delta_{k2} (-2y_3 V_{0i, y_3 y_3} - 2V_{0i, y_3}), \quad \mathbf{y} \in \mathbb{R}_+^3,$$

$$(3.5b) \quad -\partial_{y_3} V_{ki} + \kappa_i V_{ki} = 0, \quad y_3 = 0, (y_1, y_2) \in \Gamma_i,$$

$$(3.5c) \quad \partial_{y_3} V_{ki} = 0, \quad y_3 = 0, (y_1, y_2) \notin \Gamma_i.$$

The leading-order matching condition is that $V_{0i} \sim U_0$ as $|\mathbf{y}| \rightarrow \infty$ for each $i = 1, \dots, N$. As a result, we write the leading-order inner solution as

$$(3.6) \quad V_{0i} = U_0 (1 - w_i),$$

where $w_i = w_i(\mathbf{y}; \kappa_i)$ is the solution to (2.3). The asymptotic matching condition requires that the local behavior of the outer expansion (3.2) as $\mathbf{x} \rightarrow \mathbf{x}_i$ must agree with the far-field behavior as $|\mathbf{y}| \rightarrow \infty$ of the inner expansion (3.4), so that

$$(3.7) \quad \begin{aligned} & \frac{U_0}{\varepsilon} + U_1 + \varepsilon \log\left(\frac{\varepsilon}{2}\right) U_2 + \varepsilon U_3 + \dots \\ & \sim \frac{U_0}{\varepsilon} \left(1 - \frac{C_i}{|\mathbf{y}|} - \frac{\mathbf{p}_i \cdot \mathbf{y}}{|\mathbf{y}|^3}\right) + \log\left(\frac{\varepsilon}{2}\right) V_{1i} + V_{2i} + \dots, \end{aligned}$$

where $C_i = C_i(\kappa_i)$ is the reactive capacitance of the i -th patch. Since $|\mathbf{y}| \sim \varepsilon^{-1}|\mathbf{x} - \mathbf{x}_i|$ from (A.8) of Appendix A, we require that U_1 must satisfy (3.3), with the singular behavior $U_1 \sim -U_0 C_i / |\mathbf{x} - \mathbf{x}_i|$ as $\mathbf{x} \rightarrow \mathbf{x}_i$ for $i = 1, \dots, N$, so that

$$(3.8a) \quad \Delta_{\mathbf{x}} U_1 = 0, \quad \mathbf{x} \in \mathbb{R}^3 \setminus \Omega; \quad \partial_n U_1 = 0, \quad \mathbf{x} \in \partial\Omega \setminus \{\mathbf{x}_1, \dots, \mathbf{x}_N\},$$

$$(3.8b) \quad U_1 \sim -\frac{U_0 C_i}{|\mathbf{x} - \mathbf{x}_i|}, \quad \text{as } \mathbf{x} \rightarrow \mathbf{x}_i \in \partial\Omega, \quad i = 1, \dots, N,$$

$$(3.8c) \quad \lim_{R \rightarrow \infty} \int_{\partial\Omega_R} \partial_r U_1|_{r=R} ds = -4\pi.$$

From the divergence theorem, the solvability condition for (3.8) determines U_0 as

$$(3.9) \quad U_0 = -\frac{2}{\overline{C}}, \quad \text{where} \quad \overline{C} \equiv \sum_{i=1}^N C_i(\kappa_i).$$

The solution to (3.8) is represented in terms of the Green's function of (2.19) as

$$(3.10) \quad U_1 = \overline{U}_1 - 2\pi U_0 \sum_{j=1}^N C_j G_s(\mathbf{x}; \mathbf{x}_j).$$

As in [41], the unknown constant \overline{U}_1 in (3.10) has been expanded in terms of additional constants \overline{U}_{10} and \overline{U}_{11} , independent of ε , as

$$(3.11) \quad \overline{U}_1 = \overline{U}_{10} \log\left(\frac{\varepsilon}{2}\right) + \overline{U}_{11}.$$

The term $\overline{U}_{10} \log(\varepsilon/2)$ in (3.11), which arises from the logarithmic gauge function in (2.20), is known as a “switchback term” (cf. [37]), as it effectively inserts a constant term between U_0/ε and U_1 in the outer expansion (3.2).

To determine \overline{U}_{10} and \overline{U}_{11} we should proceed to higher order. To do so, we expand U_1 in (3.10) as $\mathbf{x} \rightarrow \mathbf{x}_i$ by using the local behavior (2.20) of G_s near the i -th patch. The matching condition (3.7) becomes

$$(3.12) \quad \begin{aligned} & \frac{U_0}{\varepsilon} \left(1 - \frac{C_i}{|\mathbf{y}|}\right) + \left(-\frac{U_0 C_i}{2} + \overline{U}_{10}\right) \log\left(\frac{\varepsilon}{2}\right) + \frac{U_0 C_i}{2} \left(\frac{y_3(y_1^2 + y_2^2)}{|\mathbf{y}|^3} - \log(y_3 + |\mathbf{y}|)\right) \\ & + U_0 \beta_i + \overline{U}_{11} + \varepsilon \log\left(\frac{\varepsilon}{2}\right) U_2 + \varepsilon U_3 + \dots \\ & \sim \frac{U_0}{\varepsilon} \left(1 - \frac{C_i}{|\mathbf{y}|} - \frac{\mathbf{p}_i \cdot \mathbf{y}}{|\mathbf{y}|^3}\right) + \log\left(\frac{\varepsilon}{2}\right) V_{1i} + V_{2i} + \dots \end{aligned}$$

In (3.12), the constant β_i is defined by the i -th component of the matrix-vector product

$$(3.13) \quad \beta_i = -2\pi (\mathcal{G}_s \mathbf{C})_i ,$$

where $\mathbf{C} \equiv (C_1, \dots, C_N)^T$, with $C_i = C_i(\kappa_i)$, and \mathcal{G}_s is the symmetric Green's matrix,

$$(3.14a) \quad \mathcal{G}_s \equiv \begin{pmatrix} 0 & G_{12} & \cdots & G_{1N} \\ G_{21} & 0 & \cdots & G_{2N} \\ \vdots & \vdots & \ddots & \vdots \\ G_{N1} & \cdots & G_{N,N-1} & 0 \end{pmatrix} ,$$

with

$$(3.14b) \quad G_{ij} \equiv G_s(\mathbf{x}_i; \mathbf{x}_j) = \frac{1}{2\pi|\mathbf{x}_i - \mathbf{x}_j|} - \frac{1}{4\pi} \log \left(1 + \frac{2}{|\mathbf{x}_i - \mathbf{x}_j|} \right) .$$

We remark that since the regular part of the Green's function is $-(4\pi)^{-1} \log 2$ at each patch location \mathbf{x}_i , our choice of the $\log(\varepsilon/2)$ logarithmic gauge function in (3.2) enforces a zero diagonal in the Green's matrix in (3.14).

Upon comparing the $\mathcal{O}(\log \varepsilon)$ terms on both sides of (3.12) we conclude that the inner correction V_{1i} , satisfying (3.5) with $k = 1$, must have the far-field behavior $V_{1i} \sim \overline{U}_{10} - U_0 C_i/2$ as $|\mathbf{y}| \rightarrow \infty$. As a result, the solution for V_{1i} is

$$(3.15) \quad V_{1i} = \left(\overline{U}_{10} - \frac{U_0 C_i}{2} \right) (1 - w_i) ,$$

where $w_i = w_i(\mathbf{y}; \kappa_i)$ satisfies (2.3). Upon using the far-field behavior (2.3d) for w_i , we obtain that

$$(3.16) \quad V_{1i} \sim \left(\overline{U}_{10} - \frac{U_0 C_i}{2} \right) \left(1 - \frac{C_i}{|\mathbf{y}|} + \cdots \right) , \quad \text{as } |\mathbf{y}| \rightarrow \infty .$$

By substituting (3.16) into the matching condition (3.12), we conclude that U_2 must satisfy (3.3) with the singular behavior $U_2 \sim -(\overline{U}_{10} - \frac{1}{2}U_0 C_i) C_i/|\mathbf{x} - \mathbf{x}_i|$ as $\mathbf{x} \rightarrow \mathbf{x}_i$. As a result, we find that U_2 satisfies

$$(3.17a) \quad \Delta_{\mathbf{x}} U_2 = 0, \quad \mathbf{x} \in \mathbb{R}^3 \setminus \Omega; \quad \partial_n U_2 = 0, \quad \mathbf{x} \in \partial\Omega \setminus \{\mathbf{x}_1, \dots, \mathbf{x}_N\} ,$$

$$(3.17b) \quad U_2 \sim - \left(\overline{U}_{10} - \frac{U_0 C_i}{2} \right) \frac{C_i}{|\mathbf{x} - \mathbf{x}_i|} , \quad \text{as } \mathbf{x} \rightarrow \mathbf{x}_i \in \partial\Omega, \quad i = 1, \dots, N ,$$

$$(3.17c) \quad \lim_{R \rightarrow \infty} \int_{\partial\Omega_R} \partial_r U_2|_{r=R} ds = 0 .$$

By using the divergence theorem, we readily find that (3.17) is solvable only when $\sum_{j=1}^N C_j [\overline{U}_{10} - U_0 C_j/2] = 0$, which determines \overline{U}_{10} as

$$(3.18) \quad \frac{\overline{U}_{10}}{U_0} = \frac{1}{2\overline{C}} \sum_{j=1}^N C_j^2 \quad \Rightarrow \quad \overline{U}_{10} = - \frac{\sum_{j=1}^N C_j^2}{(\overline{C})^2} ,$$

where \overline{C} was defined by (3.9). With \overline{U}_{10} determined in this way, the solution to (3.17) is given in terms of the Green's function in (2.19) and an additional unknown constant

\overline{U}_2 as

$$(3.19) \quad U_2 = \overline{U}_2 + 2\pi \sum_{j=1}^N C_j \left(\frac{U_0 C_j}{2} - \overline{U}_{10} \right) G_s(\mathbf{x}; \mathbf{x}_j).$$

To determine \overline{U}_{11} , we must match the $\mathcal{O}(1)$ terms in (3.12). We obtain that V_{2i} satisfies (3.5) with $k = 2$ subject to the far-field behavior

$$(3.20) \quad V_{2i} \sim \beta_i U_0 + \overline{U}_{11} + \frac{U_0 C_i}{2} \left(\frac{y_3(y_1^2 + y_2^2)}{|\mathbf{y}|^3} - \log(y_3 + |\mathbf{y}|) \right), \quad \text{as } |\mathbf{y}| \rightarrow \infty.$$

Since $V_{0i} = U_0(1 - w_i)$ from (3.6), we decompose V_{2i} as

$$(3.21) \quad V_{2i} = U_0 \left(\Phi_{2i} + \left(\beta_i + \frac{\overline{U}_{11}}{U_0} \right) (1 - w_i) \right),$$

and obtain from (3.5) and (3.20) that Φ_{2i} satisfies

$$(3.22a) \quad \Delta_{\mathbf{y}} \Phi_{2i} = (2y_3 w_{i,y_3 y_3} + 2w_{i,y_3}), \quad \mathbf{y} \in \mathbb{R}_+^3,$$

$$(3.22b) \quad -\partial_{y_3} \Phi_{2i} + \kappa_i \Phi_{2i} = 0, \quad y_3 = 0, (y_1, y_2) \in \Gamma_i,$$

$$(3.22c) \quad \partial_{y_3} \Phi_{2i} = 0, \quad y_3 = 0, (y_1, y_2) \notin \Gamma_i,$$

$$(3.22d) \quad \Phi_{2i} \sim \frac{C_i}{2} \left(\frac{y_3(y_1^2 + y_2^2)}{|\mathbf{y}|^3} - \log(y_3 + |\mathbf{y}|) \right), \quad \text{as } |\mathbf{y}| \rightarrow \infty.$$

From the analysis of the solution to (3.22) given in Appendix C, we identify the monopole coefficient $E_i = E_i(\kappa_i)$ from the following refined far-field behavior:

$$(3.23) \quad \Phi_{2i} - \frac{C_i}{2} \left(\frac{y_3(y_1^2 + y_2^2)}{|\mathbf{y}|^3} - \log(y_3 + |\mathbf{y}|) \right) \sim -\frac{E_i}{|\mathbf{y}|}, \quad \text{as } |\mathbf{y}| \rightarrow \infty.$$

For an arbitrary patch shape Γ_i , the determination of $E_i(\kappa_i)$ is reduced to quadrature in (C.3) of Appendix C. We recall that some properties of $E_i(\kappa_i)$ for circular patches were summarized in Lemma 2.2 of §2.3, with a highly accurate but heuristic formula for $E_i = E_i(\kappa_i)$ given in (2.17).

To determine \overline{U}_{11} , we will impose a solvability condition for the problem for the outer correction U_3 in (3.2). To derive the problem for U_3 , we substitute (3.23) into (3.21) and use $w_i \sim C_i/|\mathbf{y}|$ as $|\mathbf{y}| \rightarrow \infty$. We conclude that V_{2i} satisfies the refined far-field behavior

$$(3.24) \quad \begin{aligned} V_{2i} \sim & \beta_i U_0 + \overline{U}_{11} + \frac{U_0 C_i}{2} \left(\frac{y_3(y_1^2 + y_2^2)}{|\mathbf{y}|^3} - \log(y_3 + |\mathbf{y}|) \right) \\ & - (E_i U_0 + (\beta_i U_0 + \overline{U}_{11}) C_i) \frac{1}{|\mathbf{y}|}, \quad \text{as } |\mathbf{y}| \rightarrow \infty. \end{aligned}$$

The monopole term in (3.24), given by the coefficient of $1/|\mathbf{y}|$, is one of the two terms that needs to be accounted for by U_3 in the matching condition (3.12). The second term is the dipole term in (3.12), which arises from (2.3d). This term is written in terms of outer variables using (A.8) of Appendix A.

In this way, we conclude from (3.3), (3.12) and (3.24) that U_3 must satisfy

$$(3.25a) \quad \Delta_{\mathbf{x}} U_3 = 0, \quad \mathbf{x} \in \mathbb{R}^3 \setminus \Omega; \quad \partial_n U_3 = 0, \quad \mathbf{x} \in \partial\Omega \setminus \{\mathbf{x}_1, \dots, \mathbf{x}_N\},$$

$$(3.25b) \quad U_3 \sim -\frac{[U_0 E_i + (\beta_i U_0 + \overline{U}_{11}) C_i]}{|\mathbf{x} - \mathbf{x}_i|} - U_0 \frac{\mathbf{p}_i \cdot \mathcal{Q}_i^T (\mathbf{x} - \mathbf{x}_i)}{|\mathbf{x} - \mathbf{x}_i|^3} \quad \text{as } \mathbf{x} \rightarrow \mathbf{x}_i \in \partial\Omega, \quad i = 1, \dots, N,$$

$$(3.25c) \quad \lim_{R \rightarrow \infty} \int_{\partial\Omega_R} \partial_r U_3|_{r=R} ds = 0.$$

Here \mathbf{p}_i is the dipole vector in (2.3d), while the orthogonal matrix \mathcal{Q}_i is defined in (A.8) in terms of the basis vectors of the geodesic coordinate system.

By applying the divergence theorem, we find that (3.25) is solvable only when

$$(3.26) \quad \frac{\overline{U}_{11}}{U_0} \overline{C} + \sum_{j=1}^N \beta_j C_j + \overline{E} = 0, \quad \text{where} \quad \overline{E} \equiv \sum_{j=1}^N E_j.$$

We remark that the contribution to the solvability condition from the dipole term vanishes identically by symmetry owing to the fact that \mathbf{p}_i has the form $\mathbf{p}_i = (p_{1i}, p_{2i}, 0)^T$. Upon recalling (3.13) for β_i , we solve (3.26) for \overline{U}_{11} to obtain

$$(3.27) \quad \frac{\overline{U}_{11}}{U_0} = \frac{2\pi}{\overline{C}} \mathbf{C}^T \mathcal{G}_s \mathbf{C} - \frac{\overline{E}}{\overline{C}} \Rightarrow \overline{U}_{11} = \frac{2}{(\overline{C})^2} (\overline{E} - 2\pi \mathbf{C}^T \mathcal{G}_s \mathbf{C}).$$

Finally, to determine an expression for the capacitance C_T in (3.1d), we must take the limit as $|\mathbf{x}| \rightarrow \infty$ of our outer asymptotic expansion (3.2) and compare it with the required limiting behavior (3.1d). By comparing the $\mathcal{O}(1)$ terms in the resulting expression we obtain a three-term asymptotic expansion for C_T . We summarize our main result for C_T as follows.

PROPOSITION 1. *For $\varepsilon \rightarrow 0$, the capacitance C_T for the dimensionless problem (1.10) outside the unit sphere in the presence of N well-separated partially reactive Robin patches, centered at \mathbf{x}_i for $i = 1, \dots, N$ and with local reactivities κ_i for $i = 1, \dots, N$, has the three-term asymptotics*

$$(3.28a) \quad \frac{1}{C_T} \sim \frac{|U_0|}{\varepsilon} \left[1 + \varepsilon \frac{\overline{U}_{10}}{U_0} \log\left(\frac{\varepsilon}{2}\right) + \varepsilon \frac{\overline{U}_{11}}{U_0} + \mathcal{O}\left(\varepsilon^2 [\log(\varepsilon/2)]^2\right) \right],$$

where

$$(3.28b) \quad |U_0| = \frac{2}{\overline{C}}, \quad \frac{\overline{U}_{10}}{U_0} = \frac{1}{2\overline{C}} \sum_{i=1}^N C_i^2, \quad \frac{\overline{U}_{11}}{U_0} = \frac{2\pi}{\overline{C}} \mathbf{C}^T \mathcal{G}_s \mathbf{C} - \frac{\overline{E}}{\overline{C}}.$$

Here $\overline{C} = \sum_{i=1}^N C_i$ and $\overline{E} = \sum_{i=1}^N E_i$. Properties of the reactive capacitance $C_i = C_i(\kappa_i)$ and the monopole coefficient $E_i = E_i(\kappa_i)$, as defined by the far-field behaviors in (2.3d) and (2.11d), respectively, were summarized in Lemmas 2.1 and 2.2. The Green's matrix \mathcal{G}_s in (3.28b) is given by (3.14). In terms of the dimensional capacitance C_T , defined in (1.1d), we use (1.9) to obtain for a sphere of radius R and with a collection of partially reactive patches of maximum diameter L that

$$(3.29) \quad C_T = R C_T.$$

Here in calculating C_T from (3.28) we use $C_i = C_i(L\kappa_i/D)$ and $E_i = E_i(L\kappa_i/D)$ and we evaluate the Green's matrix \mathcal{G}_s at $\mathbf{x}_i = \mathbf{X}_i/R$.

We remark that for the special case of N locally circular patches with perfect reactivity ($\kappa_i = \infty$), for which $C_i = 2a_i/\pi$ and $E_i = -2a_i^2(\log a_i + \log 4 - 3/2)/\pi^2$, our three-term asymptotic result (3.28) for $1/C_T$ agrees with that in Principal Result 3.1 of [41]. Our main result (3.28) extends the previous result of [41] to arbitrary-shaped patches and to finite reactivity $\kappa_i > 0$. We emphasize that, as expected intuitively, our result is identical in form to that derived in [41] provided that we simply replace the two monopole coefficients in Eq. (3.37) of [41] with $C_i(\kappa_i)$ and $E_i(\kappa_i)$. Moreover, we remark that our three-term asymptotic result remains well-ordered in ε over the full range of patch reactivities. As a result, we can explore the limits $\kappa_i \ll 1$ and $\kappa_i \gg 1$ directly from (3.28).

There are a few additional key features of our main result for C_T . Firstly, since \overline{U}_{11} depends on the Green's matrix \mathcal{G}_s , we conclude that only the third-order term in the asymptotic expansion of C_T depends on the spatial configuration $\{\mathbf{x}_1, \dots, \mathbf{x}_N\}$ of the centers of the reactive patches on the surface of the unit sphere. It is this term that incorporates spatial effects from the diffusive interactions between patches. Secondly, since the leading-order term in (3.28) does not depend on the details of the Green's function, it is valid for an arbitrary bounded domain \mathcal{B} with smooth boundary. By retaining only the leading-order terms in our three-term main result (3.28), we obtain

$$(3.30) \quad C_T \approx \sum_{i=1}^N \frac{L}{2} C_i(L\kappa_i/D).$$

This shows that the capacitance of the structured target is, to leading order, the sum of reactive capacitances $LC_i/2$ of individual patches, in analogy to a parallel connection of capacitors in electrostatics. The factor $1/2$ accounts for the fact that only one side of the patch located on the boundary is accessible to Brownian particles. As in the Berg-Purcell result, this leading-order term does not account for diffusive interactions between the patches (which appears only in the third-order term), nor for the curvature of the boundary. Thirdly, to numerically evaluate the asymptotic result (3.28), we need only compute $C_i(\kappa_i)$ from the Steklov eigenfunction expansion (2.5) and $E_i(\kappa_i)$ from the quadrature in (C.3) of Appendix C. When the Robin patches are all locally circular, by using the heuristic approximations given in (2.9) and (2.17) for C_i and E_i , respectively, we obtain an explicit expression for C_T valid for all $\kappa_i > 0$.

4. The Effective Capacitance and Effective Reactivity. We now derive a new scaling law for the effective capacitance C_{eff} and the effective reactivity k_{eff} for (1.10) applicable to a large number (i.e. $N \gg 1$) of uniformly distributed identical circular patches of a common radius ε and reactivity κ . Our result applies to the low patch area fraction limit where $f \equiv N\pi\varepsilon^2/|\partial\Omega|$, with $|\partial\Omega| = 4\pi$, satisfies $\mathcal{O}(\varepsilon^2) \ll f \ll 1$. A similar result was given in [41] for perfectly reactive patches, and in [10] for the mean first-passage time (MFPT) narrow capture problem within a sphere with small surface patches of finite reactivity.

For the case of N identical circular patches, we set $a_i = 1$ for $i = 1, \dots, N$ in (3.28) to obtain that our three-term expansion becomes

$$(4.1) \quad \frac{1}{C_T} \sim \frac{2}{NC\varepsilon} \left[1 + \frac{\varepsilon C}{2} \log\left(\frac{\varepsilon}{2}\right) + \varepsilon C \left(\frac{2}{N} \mathcal{H}(\mathbf{x}_1, \dots, \mathbf{x}_N) - \frac{E}{C^2} \right) \right].$$

Here $C = C(\kappa)$ is the common reactive capacitance of each patch, defined by the far-field behavior of the solution $w = w(\mathbf{y}; \kappa)$ to (2.3), where Γ is the unit disk and where we omit the subscript i . In addition, the monopole coefficient $E = E(\kappa)$ in

(4.1) is given by (2.13) in which we set $a_i = 1$ and omit the subscript i . In (4.1), the discrete energy \mathcal{H} , representing inter-patch interactions from the Green's matrix, is

$$(4.2) \quad \mathcal{H}(\mathbf{x}_1, \dots, \mathbf{x}_N) = \sum_{i=1}^N \sum_{j=i+1}^N \left(\frac{1}{|\mathbf{x}_i - \mathbf{x}_j|} - \frac{1}{2} \log \left(1 + \frac{2}{|\mathbf{x}_i - \mathbf{x}_j|} \right) \right).$$

As discussed in [41] (see also analogous results in Appendix of [10] and [9] for the MFPT narrow capture problem), for a large collection of uniformly distributed patches on the surface of the sphere with centers at \mathbf{x}_i for $i = 1, \dots, N$, a mean-field approximation for the discrete energy \mathcal{H} has the scaling law

$$(4.3) \quad \mathcal{H} = \frac{N^2}{4} - d_1 N^{3/2} + \frac{1}{8} N \log N + d_2 N + d_3 N^{1/2} + \mathcal{O}(\log N), \quad \text{for } N \gg 1,$$

for some coefficients d_1 , d_2 , and d_3 . Such a scaling law, should also correspond to the global minimal energy for \mathcal{H} . As discussed in §4 of [41], for points on either a sphere or a flat surface, the choice $d_1 \approx 0.55230$ is the best fit to the global minimum of \mathcal{H} (see also [46]), and for a sphere corresponds roughly to a uniform arrangement of points. The further choices $d_2 = 1/8$ and $d_3 = 1/4$ result from a formal mean-field approximation for uniformly distributed points (see §4 of [41] for a further discussion).

Defining $\zeta = \zeta(\kappa) \equiv e^{-2E/C^2} e^{4d_2}$, the effective capacitance C_{eff} is obtained by substituting (4.3) into (4.1), which yields

$$(4.4) \quad \frac{1}{C_{\text{eff}}} \sim \frac{2}{NC\varepsilon} + 1 + \frac{1}{N} \log \left(\frac{\varepsilon\sqrt{N}}{2} \zeta \right) - \frac{4d_1}{N^{1/2}} + \frac{4d_3}{N^{3/2}} + \mathcal{O} \left(\frac{\log N}{N^2} \right).$$

Next, we write (4.4) in terms of the patch area fraction $f \equiv N\varepsilon^2/4$. Since for the well-ordering of our asymptotic expansion the first term in (4.4) must be the dominant term, we require that $N \ll \mathcal{O}(\varepsilon^{-1})$. This enforces that our result will apply to the small patch area fraction limit $f \ll 1$. Upon eliminating N in (4.4) using $N = 4f/\varepsilon^2$, and assuming that $\mathcal{O}(\varepsilon^2) \ll f \ll 1$, we obtain our main result for the dimensionless effective capacitance:

$$(4.5a) \quad \frac{1}{C_{\text{eff}}} \sim 1 + \frac{\varepsilon}{2Cf} \left[1 - 4d_1 C \sqrt{f} + \frac{\varepsilon C}{2} \log \left(\zeta \sqrt{f} \right) + \frac{d_3 C \varepsilon^2}{\sqrt{f}} + \mathcal{O} \left(\frac{\varepsilon^3}{f} \log \left(\sqrt{f}/\varepsilon \right) \right) \right],$$

where, we have

$$(4.5b) \quad f = \frac{\varepsilon^2 N}{4} \ll 1, \quad \zeta(\kappa) = e^{-2E/C^2} e^{4d_2}, \quad d_1 \approx 0.5523, \quad d_2 = \frac{1}{8}, \quad d_3 = \frac{1}{4}.$$

The dependence of C_{eff} on the reactivity κ is inherited through $C(\kappa)$ and $\zeta(\kappa)$.

To determine the effective reactivity, we use the dimensionless form of (1.4) given by $1/k_{\text{eff}} = -1 + 1/C_{\text{eff}}$. In this way, by using (4.5a) for C_{eff} in this result, we obtain a scaling law for the dimensionless effective reactivity given by

$$(4.6) \quad k_{\text{eff}} \sim \frac{2Cf}{\varepsilon} \left[1 - 4d_1 C \sqrt{f} + \frac{\varepsilon C}{2} \log \left(\zeta(\kappa) \sqrt{f} \right) + \frac{d_3 C \varepsilon^2}{\sqrt{f}} + \mathcal{O} \left(\frac{\varepsilon^3}{f} \log \left(\sqrt{f}/\varepsilon \right) \right) \right]^{-1}.$$

Setting $d_3 = 1/4$, and neglecting the error term in (4.6), we can also rewrite this expression in an alternative form as

$$(4.7) \quad k_{\text{eff}} \sim \frac{N \varepsilon C(\kappa)}{2} \left[1 - \sqrt{N} \varepsilon C(\kappa) \left(2d_1 - \frac{1}{2N} - \frac{1}{2\sqrt{N}} \log(\zeta(\kappa) \varepsilon \sqrt{N}/2) \right) \right]^{-1}.$$

Even though (4.6) or (4.7) can be formally re-expanded by using the binomial approximation, the resulting expressions turn out to be less accurate than (4.6) or (4.7) when ε is not too small, as witnessed by comparison with Monte Carlo simulations. For this reason, we avoid using such re-expansions and retain (4.6) or (4.7) in the following numerical illustrations.

Our main results for C_{eff} and k_{eff} are determined in terms of both $C(\kappa)$ and $E(\kappa)$. For $\kappa \ll 1$, we set $a_i = 1$ in (2.10b) and (2.16b) to obtain

$$(4.8) \quad C(\kappa) \sim \frac{\kappa}{2} - \frac{4}{3\pi}\kappa^2 + 0.3651\kappa^3, \quad E(\kappa) \sim \frac{\kappa^2}{32} \quad \text{as } \kappa \rightarrow 0.$$

To the leading order in κ , this yields $E/C^2 \sim 1/8$ so that $\zeta \sim e^{1/4} \approx 1.2840$ as $\kappa \rightarrow 0$. In contrast, in the limit $\kappa \rightarrow \infty$ of large reactivity, we have from setting $a_i = 1$ in (2.10a) and (2.16a) that

$$(4.9) \quad C \sim 2/\pi, \quad E \sim (3 - 4 \log 2)/\pi^2 \quad \text{as } \kappa \rightarrow \infty.$$

This gives $E/C^2 \sim (3 - 4 \log 2)/4$, which yields that $\zeta \sim 4/e \approx 1.4715$ as $\kappa \rightarrow \infty$ in (4.6). In this way, we recover the scaling law derived in §4 of [41] for the effective reactivity for the case of perfectly reactive patches.

In summary, the results (4.5), (4.6) and (4.7) determine the dimensionless effective capacitance and effective reactivity over the full range $\kappa > 0$ of reactivity of a large collection of identical uniformly distributed circular patches of a common radius ε . By setting $a_i = 1$ in the heuristic approximations for C and E in (2.9) and (2.17), we obtain explicit analytical results for these two effective parameters for all $\kappa > 0$.

Next, we deduce the corresponding homogenized result for the dimensional problem (1.1) in a sphere of radius R and with circular patches of a common radius $L \ll R$ and common dimensional reactivity $\mathcal{K}_i = \mathcal{K}$ for $i = 1, \dots, N$. Upon recalling the scaling relations (1.9), we have from (4.6) that

$$(4.10) \quad \mathcal{K}_{\text{eff}} = \frac{D}{L} k_{\text{eff}} = \frac{D}{\varepsilon R} k_{\text{eff}},$$

where $C = C(LK/D)$ and $E = E(LK/D)$. The dimension of \mathcal{K}_{eff} is length/time.

Finally, in order to compare with the heuristic approximation (1.8) of [2], we consider our leading-order theory from (4.6) where we use $k_{\text{eff}} \sim 2C/f$ together with $L = \varepsilon R$ for the patch radius and (2.9) to approximate $C(\kappa)$. This yields that

$$(4.11) \quad \mathcal{K}_{\text{eff}} = \frac{1}{\varepsilon} \left(\frac{2fD}{\varepsilon R} \right) \mathcal{C} \left(\frac{\mathcal{K}\varepsilon}{D} \right), \quad \text{where} \quad \mathcal{C}(\mu) \equiv \frac{2\mu/\pi}{\mu + 4/\pi},$$

with the extra pre-factor of $1/\varepsilon$ resulting from the fact that we homogenized $\varepsilon \partial_n U + \kappa_i U = 0$ in (3.1c) rather than $\partial_n U + \kappa_i U = 0$. We conclude that our leading-order theory exactly reproduces the heuristic formula (1.8) of [2], which was first derived theoretically in [44] as was discussed in §1.

5. Monte Carlo simulations. To assess the accuracy and the range of validity of our asymptotic results, we resort to a numerical calculation of the capacitance C_T . For this purpose, one can generate random trajectories of diffusing particles and determine the flux J , from which the effective reactivity \mathcal{K}_{eff} and the capacitance C_T follow from (1.4). In the steady-state regime, any trajectory terminates either by reaction on a patch, or by escape to infinity (due to the transient character of diffusion

in three dimensions), and the fraction of reacted particles is proportional to the flux (see below). Different numerical schemes were proposed to undertake such Monte Carlo simulations, including variable-jump techniques based on the *walk-on-spheres* algorithm [59, 49, 58]. However, for all of these approaches, modeling reflections on an inert boundary is the most difficult and time-consuming part of the computation. We now propose an alternative, highly efficient Monte Carlo algorithm, which relies on the rotational symmetry of the spherical domain.

5.1. Efficient algorithm for a sphere. Let us introduce a spherical surface of radius $R + \ell$, $\partial\mathcal{B}^\ell = \{\mathbf{X} \in \mathbb{R}^3 \mid |\mathbf{X}| = R + \ell\}$, and define the sequence of stopping times for a random trajectory \mathbf{X}_t of a diffusing particle as

$$(5.1) \quad \tau_{2j+1} = \inf\{t > \tau_{2j} : \mathbf{X}_t \in \partial\mathcal{B}\}, \quad \tau_{2j} = \inf\{t > \tau_{2j-1} : \mathbf{X}_t \in \partial\mathcal{B}^\ell\},$$

with $j = 1, 2, \dots$, and $\tau_0 \equiv 0$. In other words, τ_1 is the first-passage time to the sphere $\partial\mathcal{B}$, τ_2 is the first instance when \mathbf{X}_t crosses $\partial\mathcal{B}^\ell$ after τ_1 , τ_3 is the first instance of the return to the sphere after τ_2 , etc. The stopping times τ_j partition the trajectory into consecutive *independent* paths: $\mathbf{X}_0 \rightsquigarrow \mathbf{X}_{\tau_1}$, $\mathbf{X}_{\tau_1} \rightsquigarrow \mathbf{X}_{\tau_2}$, etc. If the particle escapes to infinity (and thus never returns to $\partial\mathcal{B}$) or reacts on $\partial\mathcal{B}$ during the j -th path, all stopping times τ_i with $i \geq j$ are set to $+\infty$.

(i) The first path consists in the first arrival onto the sphere from a given starting point \mathbf{X}_0 . Instead of simulating the random trajectory over $t \in (0, \tau_1)$, one can generate the first arrival point $\mathbf{X}_{\tau_1} = \hat{\mathbf{X}}_1$ on the sphere according to the harmonic measure density, which is given explicitly for the exterior of a sphere of radius R by

$$(5.2) \quad \omega_{\mathbf{X}_0}(\mathbf{X}_1) = \frac{|\mathbf{X}_0|^2 - R^2}{4\pi R |\mathbf{X}_1 - \mathbf{X}_0|^3}.$$

Let us introduce the local spherical coordinates with the north pole oriented along \mathbf{X}_0 such that $\mathbf{X}'_0 = (r_0, 0, 0)$, while $\mathbf{X}'_1 = (R, \theta, \phi)$ is determined by the angles θ and ϕ , where the prime indicate the local coordinates. By symmetry, the azimuthal angle ϕ is uniformly distributed over $(0, 2\pi)$. In turn, the probability density of the polar angle $\theta \in (0, \pi)$ follows from (5.2) as

$$(5.3) \quad \omega_\rho(\theta) = \frac{\rho^2 - 1}{2(1 - 2\rho \cos \theta + \rho^2)^{3/2}} \sin \theta,$$

where $\rho = r_0/R > 1$. Here we multiplied (5.2) by $2\pi \sin \theta$ to account for the Jacobian and for the already generated azimuthal angle. The integral of this density yields the cumulative distribution function

$$(5.4) \quad F_\rho(\theta) = \int_0^\theta \omega_\rho(\theta') d\theta' = \frac{\rho + 1}{2\rho} \left(1 - \frac{\rho - 1}{\sqrt{1 - 2\rho \cos \theta + \rho^2}} \right).$$

One easily checks that $F_\rho(0) = 0$ and $F_\rho(\pi) = 1/\rho < 1$. As expected, the probability densities in (5.2) and (5.3) are not normalized to unity owing to the transient character of diffusion in three dimensions. In fact, the particle can escape to infinity with probability $1 - 1/\rho = 1 - R/r_0$. To account for this possibility, one generates a random variable η with uniform distribution on $(0, 1)$. If $\eta > 1/\rho$, the simulation stops due to escape to infinity. Otherwise, one sets $\eta = F_\rho(\theta)$ and inverts the relation (5.4) to generate the angle θ of the arrival point as

$$(5.5) \quad \theta = \arccos \left(1 - \frac{(\rho - 1)^2}{2\rho} \left(\frac{1}{(1 - \frac{2\rho}{1+\rho}\eta)^2} - 1 \right) \right).$$

In this way, one generates the random point $\hat{\mathbf{X}}'_1 = (R, \theta, \phi)$ on the sphere in the local spherical coordinates. To complete this step, it remains to transform these local coordinates into the global coordinates to get $\mathbf{X}_{\tau_1} = \hat{\mathbf{X}}_1$. We emphasize that in this step a long simulation of the random path $\mathbf{X}_0 \rightsquigarrow \mathbf{X}_{\tau_1}$ is replaced by the generation of two random variables ϕ and θ with explicitly known distributions.

(ii) The next path is diffusion near a partially reactive sphere until hitting the surface $\partial\mathcal{B}^\ell$ (or reacting on $\partial\mathcal{B}$). This is the most time-consuming and delicate step for common Monte Carlo techniques, which use a very small timestep to approximate the random path $\mathbf{X}_{\tau_1} \rightsquigarrow \mathbf{X}_{\tau_2}$ by a sequence of small random jumps, with eventual reflections/reactions on the boundary. Following the concept of the *escape-from-a-layer* approach [58], we aim at replacing such a detailed and time-consuming simulation by a single escape event. Let us first consider the case when the reactivity is homogeneous. The extension to the heterogeneous case is discussed below. With a homogeneous reactivity, the splitting probability $\Pi(r)$ of the escape event can be easily found by solving the Laplace equation in a spherical layer $\Omega^\ell = \{\mathbf{X} \in \mathbb{R}^3 \mid R < |\mathbf{X}| < R + \ell\}$, with Dirichlet boundary condition at $r = R + \ell$ and Robin boundary condition at $r = R$, yielding

$$(5.6) \quad \Pi(r) = 1 - \frac{\mathcal{K}R/D}{1 + \frac{\mathcal{K}\ell/D}{1 + \ell/R}} \left(\frac{R}{r} - \frac{R}{R + \ell} \right) \quad \text{for } R \leq r \leq R + \ell.$$

For the starting point on the reactive sphere, one has

$$(5.7) \quad \Pi(R) = \left(1 + \frac{\ell\mathcal{K}/D}{1 + \ell/R} \right)^{-1}.$$

In other words, one can generate a uniform random variable $\eta \in (0, 1)$ to choose between two possible outcomes: (a) if $\eta > \Pi(R)$, the particle reacts on $\partial\mathcal{B}$ before escaping to $\partial\mathcal{B}^\ell$, and the simulation stops; or (b) if $\eta < \Pi(R)$, the particle hits $\partial\mathcal{B}^\ell$ before reacting on $\partial\mathcal{B}$. To complete this step, one needs to generate the random escape position $\mathbf{X}_{\tau_2} = \hat{\mathbf{X}}_2$ on $\partial\mathcal{B}^\ell$. Even though the conditional distribution of $\hat{\mathbf{X}}_2$ can be derived and implemented, we resort to a much simpler approximation, which consists in replacing the random variable $\hat{\mathbf{X}}_2$ by its mean value, which by symmetry is simply $\hat{\mathbf{X}}_1(R + \ell)/R$ (i.e., the previous hitting point $\hat{\mathbf{X}}_1$ on the sphere $\partial\mathcal{B}$ is lifted to $\partial\mathcal{B}^\ell$ by rescaling). In fact, it is unlikely for a particle to diffuse far away from the point $\hat{\mathbf{X}}_1$ in a thin reactive layer Ω^ℓ so that the distribution of $\hat{\mathbf{X}}_2$ is peaked around $\hat{\mathbf{X}}_1(R + \ell)/R$ when $\ell/R \ll 1$. We conclude that the most time-consuming simulation of the path $\mathbf{X}_{\tau_1} \rightsquigarrow \mathbf{X}_{\tau_2}$ is replaced by the generation of the uniform random variable η .

(iii) From the point $\hat{\mathbf{X}}_2$, the particle resumes its diffusion until its arrival onto $\partial\mathcal{B}$, or escape to infinity. The simulation of the next path $\mathbf{X}_{\tau_2} \rightsquigarrow \mathbf{X}_{\tau_3}$ can thus be substituted by the generation of the arrival point $\mathbf{X}_{\tau_3} = \hat{\mathbf{X}}_3$ according to the harmonic measure density, as described in step (i). After the arrival onto the boundary $\partial\mathcal{B}$, the particle needs to escape from a thin layer of width ℓ , as described in step (ii), and so on. As a consequence, the detailed simulation of the random trajectory \mathbf{X}_t is replaced by a succession of steps (i) and (ii), that sample a sequence of random points $\hat{\mathbf{X}}_1, \hat{\mathbf{X}}_2, \hat{\mathbf{X}}_3, \dots$ of that trajectory. The simulation of the trajectory is stopped when either the particle escapes to infinity, corresponding to a step with some odd index $2j - 1$, or reacts on the sphere during a step with some even index $2j$. Repeating such a simulation M times, one can approximate the probability of reaction on the sphere

as $P_{\text{react}}(\mathbf{X}_0) \approx M_{\text{react}}/M$, where M_{react} is the number of simulated trajectories that terminated by reaction. Finally, the latter probability determines the flux of particles started from \mathbf{X}_0 as $J(\mathbf{X}_0) = J_{\text{Smol}} P_{\text{react}}(\mathbf{X}_0)$.

Since the steady-state flux J from (1.3) corresponds to a source at infinity, in the sense that $\mathcal{U}(\mathbf{X}) \rightarrow \mathcal{U}_{\text{inf}}$ as $|\mathbf{X}| \rightarrow \infty$, one would formally need to start simulations with \mathbf{X}_0 at infinity. However, the rotational symmetry of the sphere implies that the first arrival point $\hat{\mathbf{X}}_1$ is distributed uniformly on the sphere so that one can simply replace the very first step (the path from \mathbf{X}_0 to $\hat{\mathbf{X}}_1$) by the generation of the uniform point $\hat{\mathbf{X}}_1$ on $\partial\mathcal{B}$. Keeping the remaining steps unchanged, one can thus determine the probability of reaction $P_{\text{react}}(\circ)$ with the uniform starting point, from which $J = J_{\text{Smol}} P_{\text{react}}(\circ)$. Substituting this expression into (1.4), one can directly access the effective reactivity:

$$(5.8) \quad \frac{R}{D} \mathcal{K}_{\text{eff}} = \left(\frac{1}{P_{\text{react}}(\circ)} - 1 \right)^{-1}.$$

In the present form, the proposed algorithm is formally limited to the case of homogeneous reactivity, for which the solution is already known. In the heterogeneous case, the reactivity is a piecewise constant function on the spherical boundary, which can be written in the form

$$(5.9) \quad \mathcal{K}(\mathbf{X}) = \sum_{i=1}^N \mathcal{K}_i \mathcal{I}_{\partial\mathcal{B}_i}(\mathbf{X}) \quad \text{for } \mathbf{X} \in \partial\mathcal{B},$$

where $\mathcal{I}_{\partial\mathcal{B}_i}(\mathbf{X})$ is the indicator function of the i -th patch $\partial\mathcal{B}_i$ with reactivity \mathcal{K}_i . As a consequence, the escape probability from a thin layer depends on the spatial arrangement of patches and on their reactivities, and (5.7) is in general not applicable. However, if the layer width ℓ is much smaller than the patch sizes, one can still employ (5.7) by setting \mathcal{K} to be the reactivity at the arrival point $\hat{\mathbf{X}}_1 \in \partial\mathcal{B}$ (or at $\hat{\mathbf{X}}_{2j-1} \in \partial\mathcal{B}$ for other paths). For instance, let us assume that $\hat{\mathbf{X}}_1 \in \partial\mathcal{B}_i$, and we denote $\delta \equiv |\hat{\mathbf{X}}_1 - \partial_e\mathcal{B}_i|$ to be the distance between $\hat{\mathbf{X}}_1$ and the boundary $\partial_e\mathcal{B}_i$ of the patch $\partial\mathcal{B}_i$ (see Fig. 5.1). If $\delta \gg \ell$, the probability of diffusing inside the reactive thin layer \mathcal{B}_ℓ from $\hat{\mathbf{X}}_1$ to points farther than the distance δ is exponentially small, of the order $\mathcal{O}(e^{-\delta/\ell})$. In other words, since it is unlikely that the particle may be exposed to a reactivity other than \mathcal{K}_i , the formula (5.7) can be used, and the algorithm described above applies. Similarly, if $\hat{\mathbf{X}}_1$ does not belong to any reactive patch, the particle diffuses near an inert reflecting boundary with reactivity $\mathcal{K} = 0$, and the escape probability is equal to 1. The only difficult case is the situation when the arrival point $\hat{\mathbf{X}}_1$ occurs in the very close vicinity of the boundary $\partial_e\mathcal{B}_i$ of a reactive patch. In this case, (5.7) is not valid because the particle may encounter the boundary on either side of $\partial_e\mathcal{B}_i$ that would alter $\Pi(R)$. However, since the relative surface area of the regions near the boundary of the patches, estimated as $2\ell(|\partial_e\mathcal{B}_1| + \dots + |\partial_e\mathcal{B}_N|)/(4\pi R^2) \propto \ell\varepsilon N/R^2$, is small, the contribution of inaccurate estimations of the escape probability via (5.7) is expected to be small as well. This is actually confirmed by our numerical simulations, as discussed below. In summary, we still employ (5.7) for the heterogeneous case by setting $\mathcal{K} = \mathcal{K}(\hat{\mathbf{X}}_{2j-1})$.

5.2. Validation. For most of our computations below and in §6 we set $\ell = 10^{-2}$ and used $M = 10^5$ realizations. We verified that a further decrease of ℓ did not affect the numerical results. Although an increase of M would result in smaller statistical

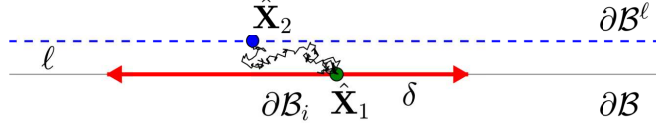


Fig. 5.1: Schematic two-dimensional illustration of a thin layer of width ℓ near the boundary $\partial\mathcal{B}$ with a reactive patch $\partial\mathcal{B}_i$ (thick red interval). A random path $\hat{\mathbf{X}}_1 = \mathbf{X}_{\tau_1} \rightsquigarrow \mathbf{X}_{\tau_2} = \hat{\mathbf{X}}_2$ from the first arrival point $\hat{\mathbf{X}}_1$ to the escape point $\hat{\mathbf{X}}_2$ on the surface $\partial\mathcal{B}^\ell$ is shown. Two arrows indicate the boundary $\partial_e\mathcal{B}_i$ of the patch $\partial\mathcal{B}_i$ (in three dimensions, $\partial_e\mathcal{B}_i$ is a curve but here it is reduced to two endpoints of the shown interval).

errors, given that the relative error is of the order of $1/\sqrt{M}$, our choice of $M = 10^5$ was sufficient to provide good accuracy.

Our Monte Carlo algorithm has been validated in several settings, as described in (i)–(iii) below, such as when the solution is either known analytically or could be obtained numerically by other methods.

(i) When the reactivity is homogeneous, the probability of reaction $P_{\text{react}}(\mathbf{X}_0)$ is known explicitly as $P_{\text{react}}(\mathbf{X}_0) = \frac{R}{|\mathbf{X}_0|} \frac{1}{1+D/(\mathcal{K}R)}$. This relation was used to validate the algorithm (results not shown). In addition, one can quantify the distribution of the reaction events on the sphere via the spread harmonic measure [23, 24]. In the spherical coordinates oriented such that the starting point is $\mathbf{X}_0 = (r_0, 0, 0)$, the random position $\mathbf{X}_r = (R, \theta, \phi)$ of the reaction event is characterized by the uniformly distributed azimuthal angle ϕ and the polar angle θ obeying the following probability density in terms of the Legendre polynomials $P_n(z)$:

$$(5.10) \quad \omega_{r_0, \mathcal{K}}(\theta) = \sin \theta \sum_{n=0}^{\infty} P_n(\cos \theta) (R/r_0)^{n+1} \frac{n+1/2}{1+(n+1)D/(\mathcal{K}R)}.$$

In the limit $\mathcal{K} = \infty$, this spread harmonic measure density reduces to (5.3). The comparison of (5.10) to an empirical probability density obtained from Monte Carlo simulations served for validation purposes (results not shown).

(ii) For a single perfectly reactive circular patch of radius εR and infinite reactivity $\mathcal{K} = \infty$, the mixed BVP (1.1) can be reduced to dual infinite series relations that offers an efficient semi-analytical solution. In this way, Traytak [55] calculated the probability of reaction P_T , as given in the last column of Table 1 from [55], and compared its values for different patch sizes ε with those obtained by other numerical methods. We used his semi-analytical values to validate our Monte Carlo algorithm for perfectly reactive patches. Figure 5.2 shows an excellent agreement between our estimation of the effective reactivity \mathcal{K}_{eff} and that derived from Traytak’s solution, given by $\frac{R}{D}\mathcal{K}_T = (1/P_T - 1)^{-1}$, over the whole range $0 < f < 1$ of patch area fraction $f = \pi\varepsilon^2 R^2/(4\pi R^2) = \varepsilon^2/4$. Moreover, we also compare our results to an empirical approximation for the effective reactivity given in [27] by

$$(5.11) \quad \frac{R}{D}\mathcal{K}_G = \frac{2}{\pi} \sqrt{f} \frac{1 + 2.32\sqrt{f} - 1.47f^2}{(1-f)^{3/2}}.$$

(note that the original approximation from [14] failed to describe the reactivity in the limit $f \rightarrow 1$). We observe from Fig. 5.2 that our Monte Carlo numerical results agree very closely with both Traytak’s semi-analytical solution and the empirical formula (5.11) over the entire range of f .

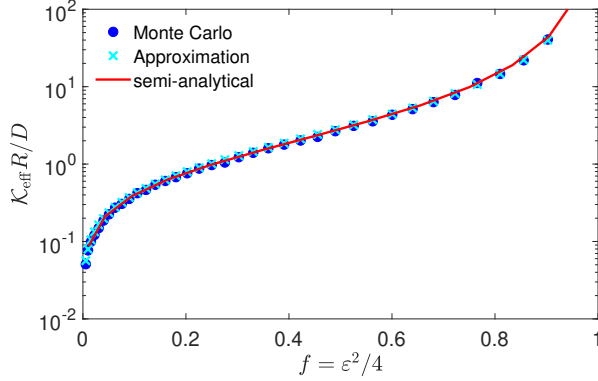


Fig. 5.2: Rescaled effective reactivity $\mathcal{K}_{\text{eff}} R/D$ as a function of the patch surface fraction $f = \varepsilon^2/4$ for a single absorbing patch of radius ε on the unit sphere (with $\mathcal{K} = \infty$). Comparison between Monte Carlo simulations (with $M = 10^5$ realizations and $\ell = 10^{-2}$), the empirical approximation (5.11), and semi-analytical solution from [55].

(iii) The case of partially reactive patches is least documented. For the validation of our algorithm, we compared our Monte Carlo results with those computed using the spectral approach presented in [25]. This spectral method allows one to accurately compute the flux J onto a sphere with a finite number of circular patches as $J = J_{\text{Smol}} h_{00}^{(0)}$ (see Eq. (52) of [25]), where $h_{00}^{(0)} = [(\mathbf{M} + \mathbf{K})^{-1} \mathbf{K}]_{00,00}$ is precisely the probability of reaction. Here \mathbf{M} and \mathbf{K} are two infinite-dimensional matrices that represent the Dirichlet-to-Neumann operator and the reactivity distribution, respectively. This representation is exact and valid for any bounded distribution of reactivity. A practical implementation of this representation requires truncating the matrices \mathbf{M} and \mathbf{K} , whose efficient construction for a sphere was provided in [25]. Note that higher truncation orders are needed to deal with larger reactivities and/or smaller patches. We used this numerical approach to validate our Monte Carlo simulations for N circular patches of size ε with reactivity $R\mathcal{K}/D = 1$. Fig. 5.3(a) presents the effective reactivity \mathcal{K}_{eff} of a single patch as a function of its surface fraction f . As expected, the effective reactivity tends to 1 as $f \rightarrow 1$, i.e., when the whole surface is covered by the reactive patch. In turn, Fig. 5.3(b) illustrates the effective reactivity of six identical partially reactive patches centered at the vertices of an octahedron. To avoid overlapping between patches, their common radius ε is limited to $2 \sin(\pi/8) \approx 0.7654$ that yields the maximal covered fraction 0.88. In both cases, we observe an excellent agreement between Monte Carlo simulations and the spectral method, which provides a further benchmark for the accuracy of our Monte Carlo algorithm.

6. Numerical Comparison. We now employ the Monte Carlo algorithm of §5 to assess the accuracy and range of validity of our asymptotic results. We recall that the homogenized formula (4.7) (or equivalently (4.6)) for the effective reactivity was derived under the assumption of a large $N \gg 1$ number of small, uniformly distributed, circular patches of radius ε , in the limit of small patch area fraction: $f = \varepsilon^2 N/4 \ll 1$. Therefore, our numerical experiments will seek to explore the following issues: (i) whether (4.7) remains accurate for moderately large ε and moderately small N ; (ii) does (4.7) hold on the full range $\kappa > 0$ of reactivity, and (iii) how relevant is

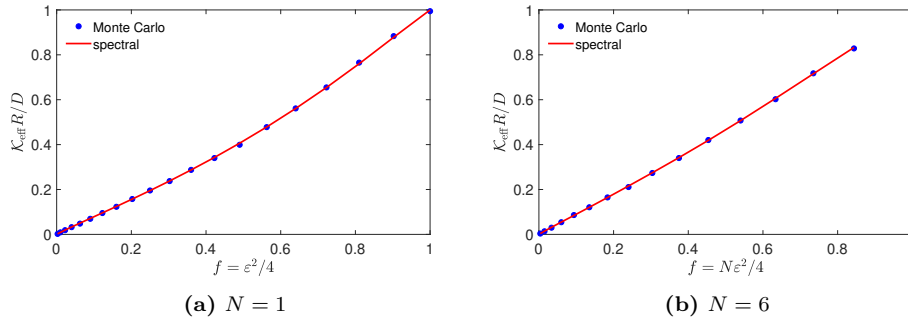


Fig. 5.3: Rescaled effective reactivity $\mathcal{K}_{\text{eff}} R/D$ as a function of the patch surface fraction $f = N\varepsilon^2/4$ for N identical partially reactive patches of radius ε on the unit sphere (with $KR/D = 1$). Comparison between Monte Carlo simulations (with $M = 10^5$ realizations and $\ell = 10^{-2}$) and the spectral solution from [25], in which the matrices \mathbf{M} and \mathbf{K} were truncated to the size 121×121 . (a) $N = 1$, ε ranges from 0 to 2; (b) $N = 6$, with patches centered at the vertices of an octahedron, and ε ranges from 0 to 0.75.

the assumption of equally spaced patches?

In Fig. 6.1 we plot the effective reactivity κ_{eff} as a function of κ for 12 patches centered at the vertices of an icosahedron on the unit sphere, and with three choices of the patch radius ε , that give different patch coverage fractions f . We compare Monte Carlo results (shown by symbols) to two asymptotic formulas: the general formula (1.4), in which the capacitance C_T is given in (4.1), and the homogenized formula (4.7). For patches of moderate size $\varepsilon = 0.2$ that cover one-eighth of the spherical surface, both asymptotic formulas are in remarkable agreement with Monte Carlo simulations over the whole considered range of reactivities from 10^{-2} to 10^2 . When $\varepsilon = 0.3$, corresponding to a one-quarter coverage, the agreement is still excellent for small and moderate reactivities, but small deviations appear at high reactivities. These deviations at large κ are further enhanced when $\varepsilon = 0.4$, which corresponds to a one-half coverage of the sphere by patches. Despite these deviations, the asymptotic formula is still applicable for small and moderate reactivities. The origin of this remarkable agreement is revealed by the structure of the asymptotic formula (4.7), in which the patch size ε is multiplied by the reactive capacitance $C(\kappa)$ (except for the logarithmic term). In other words, the actual small parameter is $\varepsilon C(\kappa)$, which vanishes in the limit $\kappa \rightarrow 0$ since $C(\kappa) \sim \kappa/2$ for $\kappa \ll 1$. As shown in Fig. 6.2, similar results are obtained for $N = 6$ patches that are centered at the vertices of an octahedron.

In Fig. 6.3 we illustrate the effect of random locations of twelve identical circular patches of radius $\varepsilon = 0.2$. The general asymptotic formula (1.4) with (4.1) yields accurate results over the whole considered range of reactivities. As the patches are not equally spaced, the homogenized asymptotic formula (4.7) is expectedly less accurate at high reactivities, but still provides a reasonable approximation at smaller reactivities.

Finally, in Fig. 6.4 we consider the extreme case $N = 1$ of a single reactive patch and we plot the effective reactivity as a function of the patch radius ε , for a fixed moderately large reactivity $RK/D = 10$. Even for large patches for which

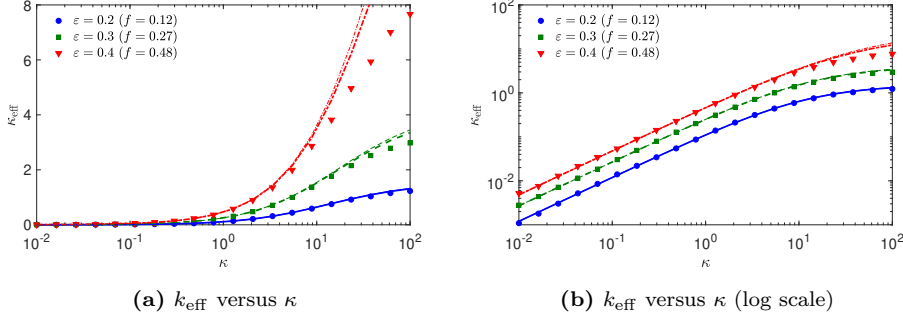


Fig. 6.1: (a): Dimensionless effective reactivity k_{eff} versus $\kappa = \varepsilon \mathcal{K}R/D$ for $N = 12$ identical circular patches of radius ε centered at the vertices of an icosahedron. Symbols are the Monte Carlo results (with $M = 10^5$ realizations and $\ell = 10^{-2}$), thick lines show (1.4) with C_T from the asymptotic formula (4.1), and thin lines are the homogenized asymptotic formula (4.7). (b): Same plot but with a logarithmic scale on the vertical axis to better show the small κ comparison.

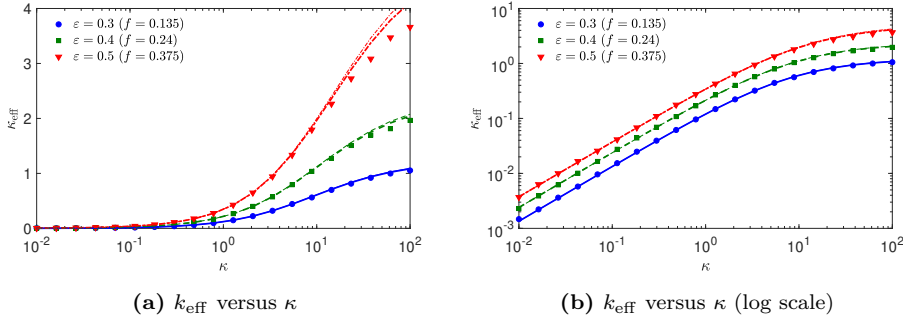


Fig. 6.2: (a): Dimensionless effective reactivity k_{eff} versus $\kappa = \varepsilon \mathcal{K}R/D$ for $N = 6$ identical circular patches of radius ε centered at the vertices of an octahedron. Symbols are the Monte Carlo results (with $M = 10^5$ realizations and $\ell = 10^{-2}$), thick lines show (1.4) with C_T from the asymptotic formula (4.1), and thin lines are the homogenized asymptotic formula (4.7). (b): Same plot but with a logarithmic scale on the vertical axis to better show the small κ comparison.

$\varepsilon = 1$, corresponding to a one-quarter coverage of the sphere, the general asymptotic formula (1.4) with (4.1), as well as the homogenized asymptotic formula (4.7), remain reasonably accurate. Their accuracy is further improved when \mathcal{K} is decreased.

7. Discussion. By using an asymptotic approach based on strong localized perturbation theory [57] we have derived a three-term asymptotic formula for the capacitance of a spherical target that has many small surface patches of finite reactivity on an otherwise reflecting boundary. This problem has broad applications in biophysical modeling, where a common theme in diverse applications is the study of how diffusing ligands can bind to surface receptors that have finite reactivity. Our analysis, relying on a non-conventional geodesic normal coordinate system, has extended the previous

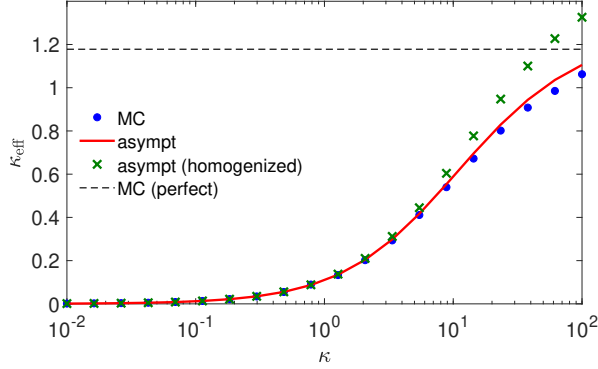


Fig. 6.3: Dimensionless effective reactivity k_{eff} versus $\kappa = \varepsilon \mathcal{K}R/D$ for $N = 12$ identical circular patches of radius $\varepsilon = 0.2$, that are centered at independent random points uniformly distributed on the sphere. Round symbols are the Monte Carlo results (with $M = 10^5$ realizations and $\ell = 10^{-2}$), the thick line shows (1.4) with C_T from the asymptotic formula (4.1), and crosses are the homogenized asymptotic formula (4.7). The thin horizontal line is the Monte Carlo computed value for a perfectly reactive patch.

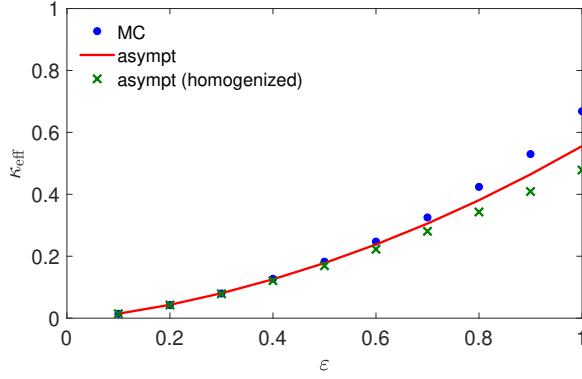


Fig. 6.4: Dimensionless effective reactivity k_{eff} versus ε for one circular patch of radius ε with reactivity $R\mathcal{K}/D = 10$. Round symbols are Monte Carlo results (with $M = 10^5$ realizations and $\ell = 10^{-2}$), the thick line shows (1.4) with C_T from the asymptotic formula (4.1), and crosses are the homogenized asymptotic formula (4.7). The patch area fraction $f = \varepsilon^2/4$ is 25% when $\varepsilon = 1$.

analysis in [41] for perfectly reactive circular patches on a sphere and the leading-order analysis in [44] for partially reactive circular patches on an infinite plane. Our three-term asymptotic result for the capacitance in the small patch radius limit is identical in form to that derived in [41], provided that we now use the reactive capacitance of a patch and re-define an additional monopole coefficient. This three-term result incorporates the effect of inter-patch interactions, accounts for the curvature of the boundary of the sphere, and remains well-ordered over the full range of reactivities. By homogenizing our result for the capacitance we have derived a scaling

law for the effective reactivity of the structured target that has identical, uniformly distributed, partially reactive small patches. The two coefficients, depending on the local reactivity and the shape of the patches, that appear in our scaling law can be calculated from Steklov eigenfunction expansions, while for circular patches they are well-approximated by heuristic approximations. Finally, our asymptotic results have been validated for certain patch configurations by numerical results obtained from a new Monte Carlo algorithm. This comparison has suggested that the asymptotic theory can still be reliably used beyond its expected range of validity (small patches).

We remark that it is readily possible to extend the leading-order analysis in [44] by deriving a three-term expansion for the capacitance of an infinite plane that has small circular partially reactive patches on an otherwise reflecting boundary. For this simpler scenario, where boundary curvature plays no role, there is no monopole coefficient E and no subdominant logarithmic singularity of the surface Green's function. A similar analysis for circular patches of infinite reactivity, with either random or periodic patch locations on the infinite plane, was undertaken in [40] and [5], respectively. More specifically, consider a collection of N well-separated disks centered at \mathbf{x}_i , for $i = 1, \dots, N$, on the infinite plane, each with radius εa_i and reactivity κ_i . Then, by a simple adaptation of the analysis in §2 of [40], which dealt with the case of infinite reactivity, we obtain that the asymptotic expansion for the dimensionless capacitance C_T of this planar structured target is

$$(7.1) \quad \frac{1}{C_T} \sim \frac{1}{\varepsilon \overline{C}} \left[1 + \varepsilon \gamma + \varepsilon^2 \left(\gamma^2 - \frac{1}{\overline{C}} \sum_{j=1}^N \sum_{\substack{i=1 \\ i \neq j}}^N \sum_{\substack{k=1 \\ k \neq i}}^N \frac{C_i C_j C_k}{|\mathbf{x}_k - \mathbf{x}_j| |\mathbf{x}_j - \mathbf{x}_i|} \right) \right],$$

where $\gamma \equiv \mathbf{C}^T \mathcal{G}_s \mathbf{C} / \overline{C}$, $\mathbf{C} \equiv (C_1, \dots, C_N)^T$, $\overline{C} \equiv \sum_{j=1}^N C_j$, and $C_j = a_j \mathcal{C}(a_j \kappa_j)$ is the reactive capacitance defined by the inner problem (2.3). Here the $N \times N$ symmetric Green's matrix \mathcal{G}_s needed for γ has matrix entries $(\mathcal{G}_s)_{ii} = 0$ and $(\mathcal{G}_s)_{ij} = |\mathbf{x}_i - \mathbf{x}_j|^{-1}$ for $i \neq j$. We remark that this result can be readily obtained by simply replacing the capacitance of a perfectly absorbing disk appearing in [40] with the reactive capacitance of a patch. In this way, by using the heuristic approximation (2.9), (7.1) is readily evaluated over the full range of reactivities of the patches. Moreover, the analysis in [5] that determined an effective capacitance for periodic patterns of identical circular patches centered on a Bravais lattice on the infinite plane with unit area of the fundamental Wigner-Seitz cell is easily extended to the case of partial reactivity.

Finally, we highlight two problems that warrant further study. Firstly by exploiting a local tangential-normal coordinate system together with a careful resolution of the subdominant logarithmic singularity of the surface Green's function (see [15, 52]), it should be possible to derive a similar three-term result for the capacitance of a generic bounded domain with a smooth boundary covered by small surface patches of finite reactivity. Such a result would also depend on the mean curvature of the boundary at the center of each patch as well as the regular (i.e., non-singular) part of the surface Green's function at each patch location, the latter of which must be computed numerically. With these modifications, the overall analysis should be rather similar to that done for the structured sphere in §3 and the Appendices. Secondly, from a computational viewpoint, it would be worthwhile to devise a numerical PDE approach to accurately solve (3.1) for a large collection of partially reactive patches. A key challenge in the numerics is to carefully resolve the behavior at the boundary of each patch. For perfectly reactive patches, corresponding to the Dirichlet-Neumann problem, such a scheme has previously been developed (cf. [41, 40, 36]).

Acknowledgements. D.S.G. acknowledges the Simons Foundation for supporting his sabbatical sojourn in 2024 at the CRM (CNRS – University of Montréal, Canada), and the Alexander von Humboldt Foundation for support within a Bessel Prize award. M.J.W. was supported by the NSERC Discovery grant program. We are grateful to Prof. Sean Lawley of the University of Utah for discussions related to [44] and to the sigmoidal approximation in (2.9).

Appendix A. Geodesic Normal Coordinates to the Unit Sphere Ω .

We define geodesic normal coordinates $\boldsymbol{\xi} = (\xi_1, \xi_2, \xi_3)^T \in (-\pi/2, \pi/2) \times (-\pi, \pi) \times [0, \infty]$ in the exterior $|\mathbf{x}| \geq 1$ of the unit sphere Ω . In these coordinates, $\boldsymbol{\xi} = 0$ corresponds to $\mathbf{x}_i \in \partial\Omega$, while $\xi_3 > 0$ holds in the exterior of Ω . In terms of the spherical angles $\theta_i \in (0, \pi)$ and $\varphi_i \in [0, 2\pi)$, and for $|\mathbf{x}_i| = 1$, we first define the orthonormal vectors \mathbf{x}_i , \mathbf{v}_{2i} and \mathbf{v}_{3i} by

$$(A.1) \quad \mathbf{x}_i \equiv \begin{bmatrix} \cos \varphi_i \sin \theta_i \\ \sin \varphi_i \sin \theta_i \\ \cos \theta_i \end{bmatrix}, \quad \mathbf{v}_{2i} = \partial_\theta \mathbf{x}_i \equiv \begin{bmatrix} \cos \varphi_i \cos \theta_i \\ \sin \varphi_i \cos \theta_i \\ -\sin \theta_i \end{bmatrix}, \quad \mathbf{v}_{3i} = \mathbf{x}_i \times \partial_\theta \mathbf{x}_i \equiv \begin{bmatrix} -\sin \varphi_i \\ \cos \varphi_i \\ 0 \end{bmatrix},$$

where \mathbf{v}_{2i} and \mathbf{v}_{3i} provide a basis for the tangent plane to the sphere at $\mathbf{x} = \mathbf{x}_i$. In terms of these vectors, the geodesic coordinates $\boldsymbol{\xi} = (\xi_1, \xi_2, \xi_3)^T$ are defined by the global transformation

$$(A.2) \quad \mathbf{x}(\boldsymbol{\xi}) = (1 + \xi_3) (\cos \xi_1 \cos \xi_2 \mathbf{x}_i + \cos \xi_1 \sin \xi_2 \mathbf{v}_{2i} + \sin \xi_1 \mathbf{v}_{3i}).$$

The geodesic coordinate curves obtained by setting $\xi_3 = 0$, and fixing either $\xi_2 = 0$ or $\xi_1 = 0$ are, respectively, $\mathbf{x}(\xi_1, 0, 0) = \cos \xi_1 \mathbf{x}_i + \sin \xi_1 \mathbf{v}_{3i}$ or $\mathbf{x}(0, \xi_2, 0) = \cos \xi_2 \mathbf{x}_i + \sin \xi_2 \mathbf{v}_{2i}$. These circles correspond to intersections of $\partial\Omega$ with planes spanned by $\{\mathbf{x}_i, \mathbf{v}_{3i}\}$ or $\{\mathbf{x}_i, \mathbf{v}_{2i}\}$, respectively.

The scale factors $h_{\xi_j} \equiv |\partial \mathbf{x} / \partial \xi_j|$ for $j = 1, 2, 3$ are readily calculated as

$$(A.3) \quad h_{\xi_1} = (1 + \xi_3), \quad h_{\xi_2} = (1 + \xi_3) \cos \xi_1, \quad h_{\xi_3} = 1.$$

For a generic function $\mathcal{V}(\boldsymbol{\xi}) \equiv u(\mathbf{x}(\boldsymbol{\xi}))$, we calculate, as similar to that done in Appendix A of [29], that the Laplacian transforms according to

$$(A.4) \quad \Delta_{\mathbf{x}} u = \mathcal{V}_{\xi_3 \xi_3} + \frac{2}{1 + \xi_3} \mathcal{V}_{\xi_3} + \frac{1}{(1 + \xi_3)^2 \cos^2 \xi_1} \mathcal{V}_{\xi_2 \xi_2} + \frac{1}{(1 + \xi_3)^2 \cos \xi_1} \frac{\partial}{\partial \xi_1} (\cos \xi_1 \mathcal{V}_{\xi_1}).$$

Then, upon introducing the local (or inner) variables, $\mathbf{y} = (y_1, y_2, y_3)^T$, defined by

$$(A.5) \quad \xi_1 = \varepsilon y_1, \quad \xi_2 = \varepsilon y_2, \quad \xi_3 = \varepsilon y_3,$$

we use the Taylor series approximations $(1 + \xi_3)^{-1} \sim 1 - \varepsilon y_3$, $(1 + \xi_3)^{-2} \sim 1 - 2\varepsilon y_3$, $\cos^2 \xi_1 = 1 + \mathcal{O}(\varepsilon^2)$ and $\sin \xi_1 \sim \varepsilon y_1$, to show that (A.4) reduces to (2.2).

To determine a two-term approximation for the Euclidian distance $|\mathbf{x} - \mathbf{x}_i|$ near the patch, we proceed in a similar way as in Appendix A of [29]. By substituting (A.5) in (A.2), we obtain from a Taylor series approximation that

$$(A.6a) \quad \mathbf{x} - \mathbf{x}_i = \varepsilon \mathbf{b}_0 - \varepsilon^2 \mathbf{b}_1 + \mathcal{O}(\varepsilon^3), \quad |\mathbf{x} - \mathbf{x}_i|^2 \sim \varepsilon^2 (\mathbf{b}_0^T \mathbf{b}_0 - 2\varepsilon \mathbf{b}_0^T \mathbf{b}_1),$$

where \mathbf{b}_0 and \mathbf{b}_1 are defined by

$$(A.6b) \quad \mathbf{b}_0 = y_3 \mathbf{x}_i + y_2 \mathbf{v}_{2i} + y_1 \mathbf{v}_{3i}, \quad \mathbf{b}_1 = \frac{1}{2} (y_1^2 + y_2^2) \mathbf{x}_i - y_3 y_2 \mathbf{v}_{2i} - y_3 y_1 \mathbf{v}_{3i}.$$

In this way, and by labeling $\rho = |\mathbf{y}|$, with $\mathbf{y} = (y_1, y_2, y_3)^T$, we conclude that

$$(A.7) \quad |\mathbf{x} - \mathbf{x}_i| \sim \varepsilon \rho + \frac{\varepsilon^2 y_3}{2\rho} (y_1^2 + y_2^2) + \mathcal{O}(\varepsilon^3), \quad \frac{1}{|\mathbf{x} - \mathbf{x}_i|} \sim \frac{1}{\varepsilon \rho} \left(1 - \frac{\varepsilon y_3}{2\rho^2} (y_1^2 + y_2^2) + \mathcal{O}(\varepsilon^2) \right).$$

In matrix form, and to the leading order in ε , we can write (A.6) in terms of $\mathbf{y} = (y_1, y_2, y_3)^T$ and an orthogonal matrix \mathbf{Q}_i as

$$(A.8) \quad \mathbf{y} \sim \varepsilon^{-1} \mathbf{Q}_i^T (\mathbf{x} - \mathbf{x}_i), \quad \text{where} \quad \mathbf{Q}_i \equiv \begin{bmatrix} | & | & | \\ \mathbf{v}_{3i} & \mathbf{v}_{2i} & \mathbf{x}_i \\ | & | & | \end{bmatrix} \rightarrow |\mathbf{y}| \sim \varepsilon^{-1} |\mathbf{x} - \mathbf{x}_i|.$$

Finally, since $|\mathbf{x} - \mathbf{x}_i| = \varepsilon \rho + \mathcal{O}(\varepsilon^3)$ when $y_3 = 0$ from (A.7), and by recalling the scale factor $h_{\xi_3} = 1$ from (A.3), we conclude that a Robin boundary condition on a locally circular patch is well-approximated in the local geodesic coordinates by

$$(A.9) \quad -\partial_{y_3} U + \kappa U = 0, \quad \text{for} \quad y_3 = 0, \quad (y_1^2 + y_2^2)^{1/2} \leq a + \mathcal{O}(\varepsilon^2).$$

To the order of our asymptotic expansion we can neglect the $\mathcal{O}(\varepsilon^2)$ term in (A.9).

Appendix B. Computing the Reactive Capacitance.

In this Appendix, we summarize some of the results from Appendix D of [29] that determined a Steklov eigenfunction expansion for the reactive capacitance $C_i(\kappa_i)$ for an arbitrary patch shape Γ_i , and for the special case of a circular patch.

Written in terms of the local geodesic coordinates, the following Steklov eigenvalue problem for eigenpairs Ψ_{ki}, μ_{ki} in a half-space \mathbb{R}_+^3 plays a central role in determining $C_i(\kappa_i)$:

$$\begin{aligned} (B.1a) \quad & \Delta \Psi_{ki} = 0, \quad \mathbf{y} \in \mathbb{R}_+^3, \\ (B.1b) \quad & \partial_n \Psi_{ki} = \mu_{ki} \Psi_{ki}, \quad y_3 = 0, \quad (y_1, y_2) \in \Gamma_i, \\ (B.1c) \quad & \partial_n \Psi_{ki} = 0, \quad y_3 = 0, \quad (y_1, y_2) \notin \Gamma_i, \\ (B.1d) \quad & \Psi_{ki}(\mathbf{y}) = \mathcal{O}(1/|\mathbf{y}|), \quad \text{as} \quad |\mathbf{y}| \rightarrow \infty. \end{aligned}$$

As discussed in Appendix D of [29], the Steklov eigenvalues, enumerated by the index $k = 0, 1, 2, \dots$, can be ordered as

$$(B.2) \quad 0 < \mu_{0i} < \mu_{1i} \leq \dots \nearrow +\infty,$$

where the principal eigenvalue μ_{0i} is simple and strictly positive. The corresponding eigenfunctions, when restricted to the patch Γ_i , as labeled by $\Psi_{ki}(\mathbf{y})|_{\Gamma_i}$, form a complete orthonormal basis in $L^2(\Gamma_i)$, in the sense that $\int_{\Gamma_i} \Psi_{ki} \Psi_{k'i} d\mathbf{y} = \delta_{k,k'}$. By applying the divergence theorem to (B.1), the far-field behavior of $\Psi_{ki}(\mathbf{y})$ has the form

$$(B.3) \quad \Psi_{ki}(\mathbf{y}) \sim \frac{\mu_{ki} d_{ki}}{2\pi |\mathbf{y}|} + \dots, \quad \text{as} \quad |\mathbf{y}| \rightarrow \infty, \quad \text{where} \quad d_{ki} = \int_{\Gamma_i} \Psi_{ki} d\mathbf{y}.$$

In terms of these Steklov eigenpairs and weights d_{ki} , it was shown in Appendix D of [29] that

$$(B.4) \quad C_i(\kappa_i) = \frac{\kappa_i}{2\pi} \sum_{k=0}^{\infty} \frac{\mu_{ki} d_{ki}^2}{\mu_{ki} + \kappa_i}.$$

k	0	1	2	3	4	5	6	7
μ_{ki}	1.1578	4.3168	7.4602	10.602	13.744	16.886	20.028	23.169
d_{ki}	1.7524	0.2298	0.1000	0.0587	0.0397	0.0291	0.0225	0.0180

Table B.1: The first eight Steklov eigenvalues μ_{ki} and weights d_{ki} for the unit disk Γ_i in the upper half-space that correspond to axially symmetric eigenfunctions on the patch, for which $d_{ki} \neq 0$, as computed numerically in [26].

From this Steklov eigenfunction expansion, we conclude that $C_i(\kappa_i)$ is monotonically increasing on $\kappa_i > 0$, so that $C_i(\infty)$ is an upper bound for $C_i(\kappa_i)$ on $\kappa_i > 0$. Moreover, for $\kappa_i \rightarrow 0^+$, a Taylor series approximation yields that

$$(B.5) \quad C_i(\kappa_i) = -a_i \sum_{n=1}^{\infty} c_{ni} (-\kappa_i a_i)^n, \quad \text{with} \quad c_{ni} = \frac{1}{2\pi a_i^{n+1}} \sum_{k=0}^{\infty} \frac{d_{ki}^2}{\mu_{ki}^{n-1}},$$

where $c_{1i} = |\Gamma_i|/(2\pi)$ (see Appendix D of [29]).

B.1. Circular Patch. For a circular patch Γ_i of unit radius, the first eight axially symmetric eigenpairs for (B.1) were computed numerically in [26] (see also Appendix D.2 of [29]). The eigenvalues and corresponding weights are given in Table B.1.

To characterize the limiting asymptotics of $C_i(\kappa_i)$ for $\kappa_i \ll 1$, in Appendix B of [29] it was shown analytically that the first three Taylor coefficients in (B.5) are

$$(B.6) \quad c_{1i} = \frac{1}{2}, \quad c_{2i} = \frac{4}{3\pi} \approx 0.4244, \quad c_{3i} = \frac{4}{\pi^2} \int_0^1 r [E(r)]^2 dr \approx 0.3651,$$

where $E(r)$ is the complete elliptic integral of the second kind. Moreover, Appendix D.2 of [29] established that all of the Taylor coefficients c_{ni} in (B.5) are well-approximated by

$$(B.7) \quad c_{ni} \approx \frac{0.4888}{(1.1578)^{n-1}} + \frac{0.0084}{(4.3168)^{n-1}}, \quad \text{for } n \geq 2.$$

In contrast, in the limit $\kappa_i \rightarrow +\infty$, it was shown in [31] that the difference $C_i(\kappa_i) - C_i(\infty)$ is not analytic in κ_i for $\kappa_i \gg 1$. In particular, the results in [31] (see also Appendix D.3 of [29]) yield the refined asymptotic behavior given in (2.8).

Appendix C. Inner Problem Beyond Tangent Plane Approximation.

In this Appendix we construct the solution to (3.22) and show how to determine the monopole coefficient E_i in the limiting behavior (3.23). Since this Appendix is similar to Appendix C of [29] for the narrow capture MFPT problem *inside* the unit sphere, we only briefly outline the analysis. The key distinction from the analysis in [29] is that for our *exterior* problem one must account for the different algebraic sign of the curvature of the sphere, as viewed from the exterior of the sphere.

The central issue in solving (3.22) for Φ_{2i} is to find an explicit particular solution Φ_{2pi} that accounts for the inhomogeneous term in the PDE (3.22a) for Φ_{2i} . This inhomogeneous term is directly responsible for the non-monopole behavior in the far-field (3.22d). However, a second issue is that we must also account for the fact that this particular solution Φ_{2pi} does not satisfy the Robin boundary condition (3.22b) on the patch. As a result, in our decomposition of Φ_{2i} we need to introduce an auxiliary

function Φ_{2hi} , which satisfies the homogeneous part of the PDE (3.22a), but that allows the homogeneous Robin condition (3.22b) for the full solution Φ_{2i} to hold. The far-field behavior of this auxiliary function yields the monopole coefficient E_i . Our decomposition is summarized as follows:

LEMMA C.1. *The solution to (3.22) can be decomposed as*

$$(C.1) \quad \Phi_{2i} = \Phi_{2pi} + \Phi_{2hi},$$

where

$$(C.2) \quad \Phi_{2pi} = \frac{y_3^2}{2} w_{i,y_3} + \frac{y_3}{2} w_i - \frac{1}{2} \int_0^{y_3} w_i(y_1, y_2, \eta; \kappa_i) d\eta - \mathcal{F}_i(y_1, y_2; \kappa_i),$$

with w_i being the solution to (2.3). Here $\mathcal{F}_i(y_1, y_2; \kappa_i)$, with $\Delta_S \mathcal{F}_i \equiv \mathcal{F}_{i,y_1 y_1} + \mathcal{F}_{i,y_2 y_2}$, is the unique solution to (2.12), while Φ_{2hi} is the unique solution to (2.11). For an arbitrary patch shape Γ_i , the monopole coefficient $E_i = E_i(\kappa_i)$ in (2.11d) is given by

$$(C.3a) \quad E_i = -\frac{1}{\pi} \int_{\Gamma_i} q_i(y_1, y_2; \kappa_i) \mathcal{F}_i(y_1, y_2; \kappa_i) dy_1 dy_2,$$

where, in terms of a double integral over the patch, we have

$$(C.3b) \quad \mathcal{F}_i(y_1, y_2; \kappa_i) = \frac{1}{4\pi} \int_{\Gamma_i} q_i(y'_1, y'_2; \kappa_i) \log \left((y_1 - y'_1)^2 + (y_2 - y'_2)^2 \right) dy'_1 dy'_2.$$

The proof of this result is analogous to that done in Appendix C of [29] for the narrow capture MFPT problem *interior* to a sphere, and is omitted.

As shown in Appendix C of [29], when Γ_i is a disk of radius a_i we can determine E_i in (C.3) up to a quadrature. For a locally circular patch, both the charge density q_i and the solution to (2.12) are radially symmetric in $\rho_0 = (y_1^2 + y_2^2)^{1/2}$, and we obtain

$$(C.4) \quad E_i = - \int_0^{a_i} 2\rho_0 q_i(\rho_0; \kappa_i) \mathcal{F}_i(\rho_0; \kappa_i) d\rho_0; \quad \mathcal{F}_{i,\rho_0} = \frac{1}{\rho_0} \int_0^{\rho_0} \eta q_i(\eta; \kappa_i) d\eta, \quad 0 \leq \rho_0 \leq a_i,$$

with $\mathcal{F}_i = (C_i/2) \log a_i$ at $\rho = a_i$. By integrating this result by parts we obtain (2.13).

To determine the limiting asymptotics in (2.16) of Lemma 2.2 when Γ_i is a disk, we proceed as in Appendix C of [29]. When $\kappa_i = \infty$, we use (2.7c) for $q_i(\rho_0; \infty)$ together with $C_i = C_i(\infty) = 2a_i/\pi$ in (2.13). Upon evaluating the resulting integrals analytically we obtain the expression for $E_i(\infty)$ given in (2.16) of Lemma 2.2. Finally, to approximate E_i for $\kappa_i \ll 1$, we observe from (2.3) that in this limit $-\partial_{y_3} w_i \sim \kappa$ on the patch $y_3 = 0$, $(y_1, y_2) \in \Gamma_i$. As a result, we identify that $q_i(\rho_0; \kappa_i) \sim \kappa_i/2$ for $0 \leq \rho_0 \leq a_i$. With this approximation for q_i , we can evaluate the integrals in (2.13), while using $C_i \sim \kappa_i a_i^2/2$ for $\kappa_i \ll 1$ from (2.10b). In this way, we readily derive the limiting asymptotics for E_i for $\kappa_i \ll 1$ as given in (2.16) of Lemma 2.2.

REFERENCES

- [1] B. Alberts, D. Bray, J. Lewis, M. Raff, K. Roberts, and J. D. Watson. *Molecular Biology of the Cell*. Garland, New York, 3rd edition, 1994.
- [2] A. M. Berezhkovskii, Y. A. Makhnovskii, M. I. Monine, V. Y. Zitserman, and S. Y. Shvartsman. Boundary homogenization for trapping by patchy surfaces. *J. Chem. Phys.*, 121:11390–11394, 2004.

- [3] H. C. Berg and E. M. Purcell. Physics of chemoreception. *Biophys. J.*, 20(2):193–219, 1977.
- [4] A. Bernoff and A. E. Lindsay. Kinetic Monte Carlo methods for three-dimensional diffusive capture problems in exterior domains. *Royal Soc. Open Sci.*, 12(2):114032, 2025.
- [5] A. Bernoff, A. E. Lindsay, and D. D. Schmidt. Boundary homogenization and capture time distributions of semi-permeable membranes with periodic patterns of reactive sites. *SIAM Multi. Model. Simul.*, 16(3):1411–1447, 2018.
- [6] M. J. Berridge, M. D. Bootman, and H. L. Roderick. Calcium: calcium signalling: dynamics, homeostasis and remodelling. *Nat. Rev. Mol. Cell Biol.*, 4:517–529, 2003.
- [7] P. C. Bressloff. The 3D narrow capture problem for traps with semipermeable interfaces. *SIAM Multi. Model. Simul.*, 21(3):1268–1298, 2023.
- [8] A. Cengiz and S. D. Lawley. Narrow escape with imperfect reactions. *Phys. Rev. E*, 110:054127, 2024.
- [9] A. F. Cheviakov, M. J. Ward, and R. Straube. An asymptotic analysis of the mean first passage time for narrow escape problems. Part II. The sphere. *SIAM Multi. Model. Simul.*, 8:836–870, 2010.
- [10] A. F. Cheviakov and D. Zawada. Narrow-escape problem for the unit sphere: Homogenization limit, optimal arrangements of large number of traps, and the N^2 conjecture. *Phys. Rev. E*, 87:042118, 2013.
- [11] F. C. Collins and G. E. Kimball. Diffusion-controlled reaction rates. *J. Coll. Sci.*, 4:425–437, 1949.
- [12] M.-O. Coppens. The effect of fractal surface roughness on diffusion and reaction in porous catalysts: From fundamentals to practical applications. *Cat. Today*, 53:225–243, 1999.
- [13] L. Dagdug, J. Peña, and I. Pompa-García. *Diffusion under confinement. A journey through counterintuition*. Springer Cham, 2024.
- [14] L. Dagdug, M.-V. Vázquez, A. M. Berezhkovskii, and V. Yu. Zitserman. Boundary homogenization for a sphere with an absorbing cap of arbitrary size. *J. Chem. Phys.*, 145:214101, 2016.
- [15] A. B. Efimov and V. N. Vorobev. A mixed boundary-value problem for the Laplace equation. *J. Eng. Phys. Thermophys.*, 26:664–666, 1974.
- [16] C. Eun. Effects of the size, the number, and the spatial arrangement of reactive patches on a sphere on diffusion-limited reaction kinetics: A comprehensive study. *Int. J. Mol. Sci.*, 21(3):997, 2020.
- [17] V. I. Fabrikant. *Applications of Potential Theory to Mechanics: A Selection of New Results*. Monograph in the Series: Mathematics and its Applications, Kluwer Academic Publishers, Dordrecht, 1989.
- [18] M. Felici, M. Filoche, and B. Sapoval. Diffusional screening in the human pulmonary acinus. *J. Appl. Physiol.*, 94(5):2010–2016, 2003.
- [19] M. Filoche, D. S. Grebenkov, J. S. jr. Andrade, and B. Sapoval. Passivation of irregular surfaces accessed by diffusion. *Proc. Nat. Acad. Sci. USA*, 105:7636–7640, 2008.
- [20] D. Gomez. *An analysis of localized patterns in some novel reaction-diffusion systems*. Phd thesis, University of British Columbia, Vancouver, Canada, 2020. <https://open.library.ubc.ca/soa/cIRcle/collections/ubctheses/24/items/1.0395081>.
- [21] D. G. Grebenkov, R. Metzler, and G. Oshanin. *Target Search Problems*. Springer: Cham, Switzerland, 2024.
- [22] D. S. Grebenkov. What makes a boundary less accessible. *Phys. Rev. Lett.*, 95:200602, 2005.
- [23] D. S. Grebenkov. Scaling properties of the spread harmonic measures. *Fractals*, 14:231–243, 2006.
- [24] D. S. Grebenkov. Analytical representations of the spread harmonic measure density. *Phys. Rev. E*, 91:052108, 2015.
- [25] D. S. Grebenkov. Spectral theory of imperfect diffusion-controlled reactions on heterogeneous catalytic surfaces. *J. Chem. Phys.*, 151:104108, 2019.
- [26] D. S. Grebenkov. Spectral properties of the Dirichlet-to-Neumann operator for spheroids. *Phys. Rev. E*, 109:055306, 2024.
- [27] D. S. Grebenkov. Note - Improved boundary homogenization for a sphere with an absorbing cap of arbitrary size. *J. Chem. Phys.*, 163:086101, 2025.
- [28] D. S. Grebenkov and A. T. Skvortsov. Boundary homogenization for target search problems. In D. S. Grebenkov, R. Metzler, and G. Oshanin, editors, *Target Search Problems*, pages 247–279. Springer, Cham, Switzerland, 2024.
- [29] D. S. Grebenkov and M. J. Ward. The asymptotic analysis of some PDE and Steklov eigenvalue problems with partially reactive patches in 3-D. *submitted, SIAM Review (86 pages); preprint on ArXiv: 2509.17394*, 2025.
- [30] D. S. Grebenkov and M. J. Ward. Competition of small targets in planar domains: From

- Dirichlet to Robin and Steklov boundary condition. *to appear, Eur. J. Appl. Math. (48 pages)*, 2026.
- [31] T. Guérin, M. Dolgushev, O. Bénichou, and R. Voituriez. Imperfect narrow escape problem. *Phys. Rev. E*, 107:034134, 2023.
 - [32] C. Guerrier and D. Holcman. The first 100 nm inside the pre-synaptic terminal where calcium diffusion triggers vesicular release. *Front. Synaptic. Neurosci.*, 10:23, 2018.
 - [33] D. Holcman and Z. Schuss. *Stochastic Narrow Escape in Molecular and Cellular Biology: Analysis and Applications*. Springer, 2015.
 - [34] J. E. House. *Principles of chemical kinetics*. Academic press: Amsterdam, 2nd edition, 2007.
 - [35] J. D. Jackson. *Classical Electrodynamics*. Wiley, New York, 2nd Edition, 1945.
 - [36] J. Kaye and L. Greengard. A fast solver for the narrow capture and narrow escape problems in the sphere. *J. Comput. Phys. X*, 5:100047, 2020.
 - [37] P. Lagerstrom. *Matched Asymptotic Expansions: Ideas and Techniques, Applied Mathematical Sciences*, 76. Springer-Verlag, New York, 1988.
 - [38] D. A. Lauffenburger and J. Linderman. *Receptors: Models for Binding, Trafficking, and Signaling*. Oxford University Press, 1993.
 - [39] K. Lindenberg, G. Oshanin, and Metzler R. (Eds.). *Chemical Kinetics: Beyond the Textbook*. New Jersey: World Scientific, 2019.
 - [40] A. E. Lindsay and A. Bernoff. Numerical approximation of diffusive capture rates by planar and spherical surfaces with absorbing pores. *SIAM J. Appl. Math.*, 78(1):266–290, 2018.
 - [41] A. E. Lindsay, A. Bernoff, and M. J. Ward. First passage statistics for the capture of a Brownian particle by a structured spherical target with multiple surface traps. *SIAM Multi. Model. Simul.*, 15(1):74–109, 2017.
 - [42] R. Metzler, G. Oshanin, and S. Redner. *First-passage phenomena and their applications*. Singapore: World Scientific, 2014.
 - [43] J. D. Murray. *Mathematical Biology II: Spatial Models and Biomedical Applications*. Springer: Berlin, Germany, 3rd edition, 2003.
 - [44] C. E. Plunkett and S. D. Lawley. Boundary homogenization for partially reactive patches. *SIAM Multi. Model. Simul.*, 22:784–810, 2024.
 - [45] B. Punia, S. Chaudhury, and A. B. Kolomeisky. Understanding the reaction dynamics on heterogeneous catalysts using a simple stochastic approach. *J. Phys. Chem. Lett.*, 12:11802–11810, 2021.
 - [46] E. A. Rakhmanov, E. B. Saff, and Y. M. Zhou. Minimal discrete energy on the sphere. *Math. Res. Lett.*, 1:647–662, 1994.
 - [47] S. Redner. *A Guide to First-Passage Time Processes*. Cambridge University Press, Cambridge, U.K., 2021.
 - [48] M. Reva, D. DiGregorio, and D. S. Grebenkov. A first-passage approach to diffusion-influenced reversible binding and its insights into nanoscale signaling at the presynapse. *Sci. Rep.*, 11:5377, 2021.
 - [49] R. D. Schumm and P. C. Bressloff. A numerical method for solving snapping out Brownian motion in 2D bounded domains. *J. Comput. Phys.*, 493:112479, 2023.
 - [50] Z. Schuss. *Brownian Dynamics at Boundaries and Interfaces in Physics, Chemistry and Biology*. Springer, New York, 2013.
 - [51] D. Shoup and A. Szabo. The role of diffusion in ligand binding to macromolecules and cell-bound receptors. *Biophys. J.*, 40:33–39, 1982.
 - [52] A. S. Silbergleit, I. Mandel, and I. M. Nemenman. Potential and field singularity at a surface point charge. *J. Math. Phys.*, 44:4460–4466, 2003.
 - [53] M. Smoluchowski. Versuch einer mathematischen theorie der koagulations kinet kolloider lösungen. *Z. Phys. Chem.*, 92U:129–168, 1918.
 - [54] S. D. Traytak. The diffusive interaction in diffusion-limited reactions: The steady-state case. *Chem. Phys. Lett.*, 197:247–254, 1992.
 - [55] S. D. Traytak. Diffusion-controlled reaction rate to an active site. *Chem. Phys.*, 192:1–7, 1995.
 - [56] J. C. Tzou and L. Tzou. Analysis of spot patterns on a coordinate-invariant model for vegetation on a curved terrain. *SIAM J. Appl. Dyn. Sys.*, 19(4):2500–2529, 2020.
 - [57] M. J. Ward and J. B. Keller. Strong localized perturbations of eigenvalue problems. *SIAM J. Appl. Math.*, 53:770–798, 1993.
 - [58] Y. Ye, A. Chaigneau, and D. S. Grebenkov. Escape-from-a-layer approach for simulating the boundary local time in Euclidean domains. *J. Comput. Phys.*, 537:114099, 2025.
 - [59] Y. Zhou, W. Cai, and Hsu E. Computation of the local time of reflecting Brownian motion and the probabilistic representation of the Neumann problem. *Comm. Math. Sci.*, 15:237–259, 2017.
 - [60] R. Zwanzig and A. Szabo. Tme dependent rate of diffusion-influenced ligand binding to recep-

tors on cell surfaces. *Biophys. J.*, 60:671–678, 1991.