

The bending of a straight line

Zonghai Li^{1,*} and Xiao-Jun Gao^{1,†}

¹*School of Physics and Electronic Science, Guizhou Normal University, Guiyang, 550025, China*
(Dated: October 2, 2025)

In gravitational lensing, the usual viewpoint is that light bending measures how a ray deviates from a straight line in Euclidean space. In this work, we take the opposite perspective: we ask how a straight line bends in a curved space, such as optical geometry—that is, how it deviates from geodesics. Using the Gauss–Bonnet theorem, we show that, at leading order, the deflection angle can be written as the integral of the geodesic curvature of a straight line in curved space. This reformulation emphasizes the global, coordinate-independent nature of the deflection angle and provides a complementary way of understanding the classical Gibbons–Werner method. To illustrate the idea, we apply it to three familiar spacetimes—Schwarzschild, Reissner–Nordström, and Kerr—and recover the well-known results.

I. INTRODUCTION

Geometry is not only a cornerstone of mathematics and a fundamental language of physics, but it is also indispensable to architecture, painting, and photography. It serves as a primary medium through which the deeper truths of existence are revealed to the human mind and remains a fundamental element of human culture.

In scientific exploration, one of the most remarkable examples of geometry shaping our view of the world is Einstein’s general relativity, which revealed the profound connection between spacetime and matter. Since Einstein, the geometrization of physics has advanced rapidly, with gauge field theories and string theory both deeply embedded in geometric frameworks. Beyond this well-established route, geometry offers a wealth of diverse and fascinating applications. For instance, in information geometry, geometric methods are used to explore the world of information [1]; when extended to thermodynamics, this led to the field of thermodynamic geometry [2–5], which has become an important tool in black hole thermodynamics [6, 7]. Differential geometric techniques also underpin the Kosambi–Cartan–Chern theory for analyzing the stability of dynamical systems [8]. Furthermore, in quantum theory, geometry permeates diverse domains, including geometric phases [9], quantum computational geometry [10, 11] and its applications to holographic complexity [12, 13], geometric momentum on curved surfaces [14], and geometric methods in quantum control [15, 16].

Of course, in the geometric approach to physics, the geometrization of the principle of least action should not be overlooked, for it has a long history and continues to serve as a profound source of inspiration [17, 18]. Fermat’s principle in optics states that light rays extremize the optical path length, offering one of the earliest variational principles with an explicit geometric interpretation. In mechanics, Maupertuis’ principle further demonstrate that the trajectories of conservative systems can be regarded as geodesics of Jacobi metric. These principles extend naturally to curved spacetime. Fermat’s principle provides a geometric formulation for de-

scribing light propagation in gravitational fields through the optical metric [19, 20]. At the same time, the recent construction of a Jacobi metric in curved spacetime offers a new perspective on massive particle trajectories within the same variational–geometric setting [21, 22]. Using the purely spatial geometry of the optical or Jacobi metric, one can turn to differential geometry and the notion of intrinsic curvature to revisit the dynamics of light and massive particles, shedding fresh light on trajectories, stability, and the classical problem of black hole shadows [23–29].

The effectiveness of this geometric perspective is most clearly manifested in gravitational lensing, a field of central importance for both testing fundamental theories and astronomical observations [30]. A particularly elegant realization is provided by the Gibbons–Werner method, which applies the Gauss–Bonnet theorem within optical geometry to compute light deflection in the weak-field approximation, yielding a global and coordinate-independent result [31]. It should be noted that in stationary spacetimes, the optical metric takes the form of a Randers-type Finsler geometry, lying beyond the Riemannian framework. Werner [32] and, later, Ono–Ishihara–Asada [33] developed distinct approaches that allow the Gauss–Bonnet theorem to be applied in such situations. Through the Jacobi metric, the Gibbons–Werner method naturally extends from light rays to massive particles [34–37], with notable applications to the lensing of charged particles in backgrounds involving both gravitational and electromagnetic fields [38, 39]. In addition, alternative formulations of the Gibbons–Werner method have been introduced in order to treat diverse physical situations [40–47]. Overall, this geometric approach has invigorated the field, giving rise to many interesting studies, such as [48–53]. As a side note, this line of research has also stimulated fruitful interactions at the interface between mathematics and physics [54–59].

When viewed through the lens of the Gibbons–Werner method, the traditional geodesic approach—based on calculating the change of the coordinate angle—may be interpreted as computing the deviation of a light or particle trajectory from a straight line in Euclidean space. Equivalently, the total deflection angle is given by the integral of the geodesic curvature of the trajectory in flat space [60]. This raises a natural question: can we look at the problem from the opposite perspective? Instead of asking how light rays bend relative

* Electronic address: lizzds@gznu.edu.cn

† Electronic address: gaoxiaojun@gznu.edu.cn

to straight lines in Euclidean space, can we ask how straight lines bend relative to geodesics in curved space? The purpose of this paper is to explore precisely this idea. To this end, we build on the geometric approach of Gibbons and Werner, applying the Gauss–Bonnet theorem within the framework of optical geometry and making use of straight lines to analyze light deflection.

The outline of this paper is as follows. Sec. II reviews the Gibbons–Werner method, providing the geometric background based on the Gauss–Bonnet theorem, in which sets the stage for Sec. III, where we present our approach that expresses the deflection angle through the geodesic curvature of a straight line in curved space. Sec. IV applies our formula to compute the light deflection in three representative spacetimes: Schwarzschild, Reissner–Nordström, and Kerr. Finally, Sec. V concludes the paper. Throughout, we adopt geometric units with $c = G = 1$.

II. A REVIEW OF THE GIBBONS-WERNER METHOD

To naturally introduce the present work, it is necessary to review the Gibbons–Werner method [31]. This section begins with the classical Gauss–Bonnet theorem for domains with boundary on surfaces, followed by a brief introduction to optical geometry. The Gauss–Bonnet theorem is then applied to optical geometry to derive the Gibbons–Werner formula for light deflection in the weak limit.

A. The Gauss–Bonnet Theorem

Let D be a subset of a compact oriented two-dimensional Riemannian manifold, with piecewise smooth boundary $\partial D = \cup_i \partial D_i$. Denote by K the Gaussian curvature of the surface and by $\chi(D)$ the Euler characteristic of D . The Gauss–Bonnet theorem can then be written as [61]

$$\sum_i \psi_i + \sum_i \int_{\partial D_i} k_g d\ell + \iint_D K dS = 2\pi\chi(D), \quad (1)$$

where k_g denotes the geodesic curvature along the boundary, ψ_i are the exterior angles at the corners with respect to the positive orientation, $d\ell$ is the line element along the boundary, and dS is the area element of D . The three terms on the left-hand side correspond to curvature contributions of dimension 0, 1, and 2, respectively, while the right-hand side yields a topological invariant. Hence, the total curvature of D is equal to a purely topological quantity, underscoring the deep interplay between geometry and topology.

B. The Optical Metric

Consider a static, spherically symmetric spacetime written in Schwarzschild coordinates (t, r, θ, ϕ) as

$$ds^2 = -A(r) dt^2 + B(r) dr^2 + r^2 (d\theta^2 + \sin^2 \theta d\phi^2). \quad (2)$$

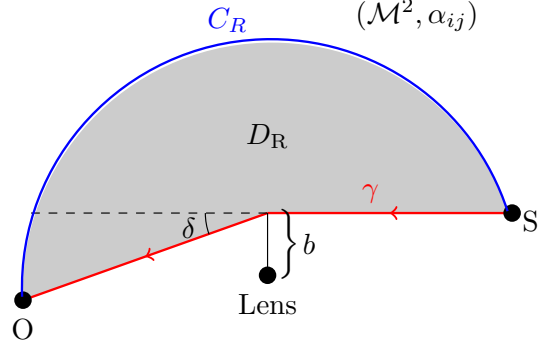


FIG. 1. Region $D_R \subset (\mathcal{M}^2, \alpha_{ij})$ bounded by the photon trajectory γ and the circular arc C_R . A light ray from the source S is deflected by the lens and received by the observer O , with impact parameter b and deflection angle δ .

For null geodesics, setting $ds^2 = 0$ and solving for dt^2 yields

$$dt^2 = \alpha_{ij} dx^i dx^j = \frac{B}{A} dr^2 + \frac{r^2}{A} (d\theta^2 + \sin^2 \theta d\phi^2), \quad (3)$$

which defines a positive-definite Riemannian metric α_{ij} , referred to as the *optical metric*. Fermat's principle ensures that light rays correspond to geodesics in the optical geometry $(\mathcal{M}, \alpha_{ij})$.

Without loss of generality, we consider light propagation in the equatorial plane, in which case the optical space is denoted by $(\mathcal{M}^2, \alpha_{ij})$ with metric

$$dt^2 = \alpha_{ij} dx^i dx^j = \frac{B}{A} dr^2 + \frac{r^2}{A} d\phi^2. \quad (4)$$

C. The Gibbons–Werner Formula

Weak gravitational lensing is studied in the optical space $(\mathcal{M}^2, \alpha_{ij})$, assumed asymptotically Euclidean. In this setting, an equatorial light ray γ originates from the source S in the asymptotic region, is deflected by the lens, and reaches the observer O , also in the asymptotic region, with a small deflection angle δ , as shown in Fig. 1.

Consider a nonsingular region $D_R \subset (\mathcal{M}^2, \alpha_{ij})$ with boundary $\partial D_R = \gamma \cup C_R$, where C_R is the circular arc $r = R = \text{const}$. Applying the Gauss–Bonnet formula (1) to D_R gives

$$\psi_S + \psi_O + \int_{C_R} \kappa_g dt + \iint_{D_R} K dS = 2\pi\chi(D_R). \quad (5)$$

Since γ is a geodesic, $k_g(\gamma) = 0$, and for a nonsingular domain D_R one has $\chi(D_R) = 1$. In the limit $R \rightarrow \infty$, with $\psi_S = 0$ and $\phi_O = \pi + \delta$, the exterior angles satisfy $\psi_S + \psi_O \rightarrow \pi$, and the boundary term reduces to $k_g(C_R) dt \rightarrow d\phi$. Consequently, Eq. (5) becomes

$$\iint_{D_\infty} K dS + \int_0^{\pi+\delta} d\phi + \pi = 2\pi, \quad (6)$$

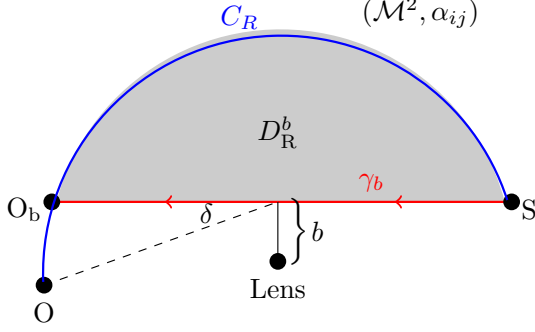


FIG. 2. Region $D_R^b \subset (\mathcal{M}^2, \alpha_{ij})$ bounded by the straight line γ_b and the circular arc C_R . The straight line from the source S to the observer O_b has nonvanishing geodesic curvature due to the lens.

which gives the Gibbons–Werner formula [31]

$$\delta = - \iint_{D_\infty} K dS. \quad (7)$$

This expression shows that the deflection angle is a global, coordinate-independent quantity.

At leading order, the information on the deflection is encoded in the Gaussian curvature. Hence, it suffices to approximate the light ray by the straight-line trajectory $r = b/\sin \phi$, $0 \leq \phi \leq \pi$, where b denotes the impact parameter. The deflection angle can then be expanded as

$${}^L \delta = - \int_0^\pi \int_{b/\sin \phi}^\infty {}^L [K \sqrt{\alpha}] dr d\phi, \quad (8)$$

where the superscript L denotes the leading-order contribution, and $\alpha = \det(\alpha_{ij})$ is the determinant of the optical metric.

III. THE BENDING OF THE STRAIGHT LINE

A. The deflection angle from the bending of a straight line

Here we consider the region $D_R^b \subset (\mathcal{M}^2, \alpha_{ij})$ with boundary $\partial D_R^b = \gamma_b \cup C_R$, where C_R is defined as before. The curve γ_b denotes straight line with trajectory $r = b/\sin \phi$, extending from the source S to the point O_b in the asymptotic region, as shown in Fig. 2.

The region D_R^b shares exactly the same topology and geometry as D_R discussed in the Sec. II C. Noted that γ_b is not a geodesic of $(\mathcal{M}^2, \alpha_{ij})$, hence $k_g(\gamma_b) \neq 0$. Applying the Gauss–Bonnet theorem (1) to region D_R^b , we obtain:

$$\psi_S + \psi_{O_b} + \int_{C_R} k_g dt + \int_{\gamma_b} k_g dt + \iint_{D_R^b} K dS = 2\pi.$$

As $R \rightarrow \infty$, setting $\phi_S = 0$ and $\phi_{O_b} = \pi$, we have $\psi_S + \psi_{O_b} \rightarrow \pi$ and $k_g(C_R) dt \rightarrow d\phi$. In this limit, the above

equation becomes

$$\pi + \int_0^\pi d\phi + \int_{O_b}^S k_g(\gamma_b) dt + \iint_{D_\infty^b} K dS = 2\pi,$$

which further implies

$$\int_S^{O_b} k_g(\gamma_b) dt = \iint_{D_\infty^b} K dS = \int_0^\pi \int_{\frac{b}{\sin \phi}}^\infty K \sqrt{\alpha} dr d\phi.$$

Considering the leading-order approximation and using Eqs. (8), we obtain

$$\int_S^{O_b} {}^L [k_g(\gamma_b)] dt = \int_0^\pi \int_{\frac{b}{\sin \phi}}^\infty {}^L [K \sqrt{\alpha}] dr d\phi = -{}^L \delta.$$

Equivalently,

$${}^L \delta = - \int_S^{O_b} {}^L k_g(\gamma_b) dt. \quad (9)$$

The usual calculation of light deflection, based on evaluating the change of the coordinate angle ϕ , is essentially equivalent to integrating the geodesic curvature of the light trajectory in Euclidean space [60]. By contrast, our new formula (9) demonstrates the opposite approach, in which the deflection angle is obtained by integrating the geodesic curvature of the straight line in the curved optical space. This expression makes explicit the global and coordinate-independent character of the deflection angle, offering a clear geometric interpretation.

Moreover, the deflection angle (9) can be expressed in terms of ϕ as

$${}^L \delta = - \int_0^\pi {}^L \left[k_g(\gamma_b) \left(\frac{dt}{d\phi} \right) \right] d\phi. \quad (10)$$

B. Geodesic curvature of $r = \frac{b}{\sin \phi}$

We consider a two-dimensional Riemannian optical metric

$$ds^2 = \alpha_{rr}(r) dr^2 + \alpha_{\phi\phi}(r) d\phi^2. \quad (11)$$

Along the curve $r = r(\phi)$, writing $r' = \frac{dr}{d\phi}$, the unit tangent vector is

$$\mathcal{T}^i = \left(\frac{dr}{dt}, \frac{d\phi}{dt} \right) = \frac{1}{\sqrt{\alpha_{rr} r'^2 + \alpha_{\phi\phi}}} (r', 1). \quad (12)$$

Along the curve, let N^i be the unit vector in the tangent space orthogonal to \mathcal{T}^i , chosen so that $\{\mathcal{T}^i, N^i\}$ forms a positively oriented orthonormal frame. It then satisfies

$$\alpha_{ij} N^i N^j = 1, \quad \alpha_{ij} N^i \mathcal{T}^j = 0, \quad (13)$$

and is explicitly given by

$$N^i = \left(-\sqrt{\frac{\alpha_{\phi\phi}}{\alpha_{rr}}} \mathcal{T}^\phi, \sqrt{\frac{\alpha_{rr}}{\alpha_{\phi\phi}}} \mathcal{T}^r \right). \quad (14)$$

Then the geodesic curvature of the curve is defined as [62]

$$k_g = \alpha_{ij} \mathcal{A}^i N^j. \quad (15)$$

The acceleration vector takes the form

$$\mathcal{A}^i = \nabla_{\mathcal{T}} \mathcal{T}^i = \frac{d\mathcal{T}^i}{dt} + \Gamma_{jk}^i \mathcal{T}^j \mathcal{T}^k, \quad (16)$$

where Γ_{jk}^i denote the Christoffel symbols associated with the metric α_{ij} .

Substituting (14) into (15), we obtain

$$k_g = \sqrt{\alpha} (\mathcal{A}^\phi \mathcal{T}^r - \mathcal{A}^r \mathcal{T}^\phi) = \sqrt{\alpha} (\mathcal{A}^\phi r' - \mathcal{A}^r) \frac{d\phi}{dt}, \quad (17)$$

where $\alpha = \alpha_{rr} \alpha_{\phi\phi}$ is the determinant of the metric α_{ij} , and Eq. (12) has been used.

The geodesic curvature of the straight line γ_b with trajectory $r = b/\sin \phi$ is given by

$$k_g(\gamma_b) = -\sqrt{\alpha} \left(\mathcal{A}^r + \frac{b \cos \phi}{\sin^2 \phi} \mathcal{A}^\phi \right) \bigg|_{r=\frac{b}{\sin \phi}} \frac{d\phi}{dt}. \quad (18)$$

Substituting this into Eq. (10), the deflection angle becomes

$$L_\delta = \int_0^\pi L \left[\sqrt{\alpha} \left(\mathcal{A}^r + \frac{b \cos \phi}{\sin^2 \phi} \mathcal{A}^\phi \right) \right] \bigg|_{r=\frac{b}{\sin \phi}} d\phi. \quad (19)$$

C. Stationary spacetime

For stationary spacetimes, the optical geometry is no longer Riemannian but is described by a Randers-type Finsler metric of the form [63, 64]

$$F(x, y) = \sqrt{\alpha_{ij}(x) y^i y^j} + \beta_i(x) y^i, \quad (20)$$

where $x \in \mathcal{M}$ is a point on the manifold and $y \in T_x \mathcal{M}$ a tangent vector at x . Here $\alpha_{ij}(x)$ is a Riemannian metric on \mathcal{M} , and $\beta_i(x)$ is a one-form.

By adopting Werner's method [32], namely employing Nazım's construction to obtain the osculating Riemannian metric of a Randers space—which by construction shares the same geodesics as the Randers metric—and thereby applying the Gauss–Bonnet theorem to light deflection, the deflection angle in Eq. (7) remains valid. The osculating Riemannian metric is obtained by choosing a smooth nonvanishing tangent vector field $V(x)$ along the geodesic,

$$\bar{g}_{ij}(x) = g_{ij}(x, V(x)), \quad (21)$$

where the fundamental tensor of F is defined as

$$g_{ij}(x, y) = \frac{1}{2} \frac{\partial^2 F^2}{\partial y^i \partial y^j}(x, y). \quad (22)$$

However, implementing Werner's method in the (r, ϕ) coordinates involves considerable computational complexity. To

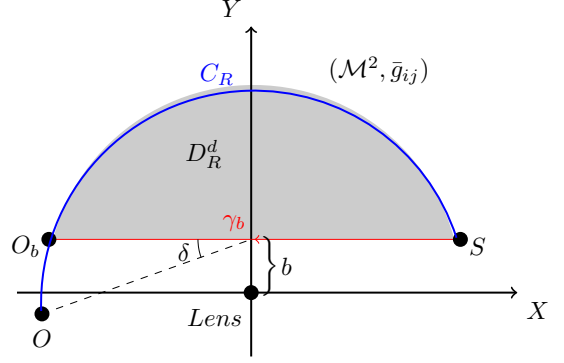


FIG. 3. Region $D_R^b \subset (\mathcal{M}^2, \bar{g}_{ij})$ with coordinates (X, Y) . The straight line γ_b is described by $Y = b$. Note that the coordinates X and Y are not necessarily orthogonal.

simplify the analysis, Ref. [65] proposed carrying out the calculation in the Cartesian-like coordinates (X, Y) with $X = r \cos \phi$ and $Y = r \sin \phi$. In these coordinates, the trajectory of the curve γ_b is simply given by $Y = b$, and one may choose $V^i = (-1, 0)$ to construct the osculating Riemannian metric [65]. Accordingly, in the (X, Y) coordinates the optical osculating Riemannian metric takes the form

$$dt^2 = \bar{g}_{ij} dx^i dx^j = \bar{g}_{XX} dX^2 + 2\bar{g}_{XY} dX dY + \bar{g}_{YY} dY^2.$$

In the two-dimensional optical osculating Riemannian space $(\mathcal{M}^2, \bar{g}_{ij})$, the discussion of Sec. II remains valid, and the deflection angle in Eq. (9) can be expanded as (see Fig. 3)

$$\begin{aligned} L_\delta &= - \int_S^{O_b} L k_g(\gamma_b) dt \\ &= \int_{-\infty}^{\infty} L \left[k_g(\gamma_b) \frac{dt}{dX} \right]_{Y=b} dX. \end{aligned} \quad (23)$$

For the straight line γ_b defined by $Y = b$, the unit tangent vector is

$$\mathcal{T}^i = \left(\frac{dX}{dt}, \frac{dY}{dt} \right) = \frac{1}{\sqrt{\bar{g}_{XX}}} (1, 0). \quad (24)$$

Along γ_b , the unit normal vector N^i orthogonal to \mathcal{T}^i satisfies

$$\bar{g}_{ij} N^i N^j = 1, \quad \bar{g}_{ij} N^i \mathcal{T}^j = 0, \quad (25)$$

and can be chosen such that $\{\mathcal{T}^i, N^i\}$ forms a positively oriented orthonormal frame:

$$N^i = \frac{1}{\sqrt{\bar{g}}} \left(-\frac{\bar{g}_{XY}}{\sqrt{\bar{g}_{XX}}}, \sqrt{\bar{g}_{XX}} \right), \quad (26)$$

where $\bar{g} = \det(\bar{g}_{ij}) = \bar{g}_{XX} \bar{g}_{YY} - \bar{g}_{XY}^2$.

The geodesic curvature of γ_b is then

$$k_g(\gamma_b) = \bar{g}_{ij} N^i \mathcal{A}^j \big|_{Y=b}, \quad (27)$$

where the acceleration vector is defined as

$$\mathcal{A}^j = \nabla_{\mathcal{T}} \mathcal{T}^j = \frac{d\mathcal{T}^j}{dt} + \bar{\Gamma}_{kl}^j \mathcal{T}^k \mathcal{T}^l, \quad (28)$$

with $\bar{\Gamma}_{kl}^j$ denoting the Christoffel symbols associated with the two-dimensional metric \bar{g}_{ij} .

Substituting Eq. (26) into Eq. (27), the geodesic curvature is obtained as

$$\begin{aligned} k_g(\gamma_b) &= \frac{\sqrt{\bar{g}}}{\sqrt{\bar{g}_{XX}}} \mathcal{A}^Y \Big|_{Y=b} \\ &= \sqrt{\bar{g}} \bar{\Gamma}_{XX}^Y (\mathcal{T}^X)^2 \Big|_{Y=b} \frac{dX}{dt}, \end{aligned} \quad (29)$$

where the relations (24) and (28) have been used. Substituting the above into Eq. (23), we obtain the deflection angle

$${}^L\delta = \int_{-\infty}^{\infty} {}^L \left[\sqrt{\bar{g}} \bar{\Gamma}_{XX}^Y (\mathcal{T}^X)^2 \right] \Big|_{Y=b} dX. \quad (30)$$

IV. EXAMPLES

We present several examples to concretely apply our method for calculating the leading-order bending angle of light in curved spacetimes. We focus on the three most famous cases: the Schwarzschild, Reissner-Nordström, and Kerr spacetimes.

A. Schwarzschild spacetime

The line element of Schwarzschild spacetime is

$$\begin{aligned} ds^2 &= - \left(1 - \frac{2M}{r} \right) dt^2 + \frac{1}{1 - \frac{2M}{r}} dr^2 \\ &\quad + r^2 (d\theta^2 + \sin^2 \theta d\phi^2), \end{aligned} \quad (31)$$

where M denotes the mass of the central body. Restricting the motion to the equatorial plane $\theta = \pi/2$, the corresponding optical metric, derived from the null condition $ds^2 = 0$, takes the form

$$dt^2 = \alpha_{ij} dx^i dx^j = \frac{dr^2}{\left(1 - \frac{2M}{r}\right)^2} + \frac{r^2}{1 - \frac{2M}{r}} d\phi^2. \quad (32)$$

Using Eq. (12), the unit tangent velocity vector of the curve γ_b (with trajectory $r = b/\sin \phi$) in the equatorial plane of the Schwarzschild optical geometry is given by

$${}^L\mathcal{T}^i = \left(1 - \frac{M(5 \sin \phi + \sin 3\phi)}{4b} \right) \left(-\cos \phi, \frac{\sin^2 \phi}{b} \right). \quad (33)$$

The subsequent calculation of the acceleration involves first computing the Christoffel symbols from Schwarzschild optical metric (32), substituting them into Eq. (16). The result is

$$\mathcal{A}^r = \frac{d\mathcal{T}^r}{dt} - \frac{2M}{r^2 - 2Mr} (\mathcal{T}^r)^2 + (3M - r) (\mathcal{T}^\phi)^2, \quad (34a)$$

$$\mathcal{A}^\phi = \frac{d\mathcal{T}^\phi}{dt} + \frac{2(r - 3M)}{r^2 - 2Mr} \mathcal{T}^r \mathcal{T}^\phi. \quad (34b)$$

Substituting Eq. (33) into these expressions and retaining only leading-order terms gives

$${}^L\mathcal{A}^i = \frac{3M \sin^6 \phi}{b^3} (b, \cos \phi). \quad (35)$$

By inserting the optical metric (32) together with the velocity (33) and the acceleration (35) into Eq. (18), get

$${}^L k_g(\gamma_b) = - \frac{3M \sin^3 \phi}{b} \frac{d\phi}{dt}. \quad (36)$$

Substituting it into Eq. (10), we obtain the deflection angle as

$$\begin{aligned} {}^L\delta &= - \int_0^\pi {}^L \left[k_g(\gamma_b) \frac{dt}{d\phi} \right] d\phi \\ &= \frac{3M}{b} \int_0^\pi \sin^3 \phi d\phi \\ &= \frac{4M}{b}. \end{aligned} \quad (37)$$

which reproduces the classical result for light deflection.

B. Reissner-Nordström spacetime

The line element of the Reissner-Nordström spacetime reads

$$\begin{aligned} ds^2 &= - \left(1 - \frac{2M}{r} + \frac{Q^2}{r^2} \right) dt^2 + \frac{1}{1 - \frac{2M}{r} + \frac{Q^2}{r^2}} dr^2 \\ &\quad + r^2 (d\theta^2 + \sin^2 \theta d\phi^2), \end{aligned}$$

where M denotes the mass and Q the electric charge of the central body. Restricting to the equatorial plane ($\theta = \pi/2$), the corresponding optical metric reads

$$dt^2 = \alpha_{ij} dx^i dx^j = \frac{dr^2}{\left(1 - \frac{2M}{r} + \frac{Q^2}{r^2}\right)^2} + \frac{r^2}{1 - \frac{2M}{r} + \frac{Q^2}{r^2}} d\phi^2. \quad (38)$$

By applying Eq. (12), the velocity of γ_b (with trajectory $r = b/\sin \phi$) is obtained as follows:

$$\begin{aligned} {}^L\mathcal{T}^i &= \left[1 - \frac{M(5 \sin \phi + \sin 3\phi)}{4b} + \frac{Q^2(3 + \cos 2\phi) \sin^2 \phi}{4b^2} \right] \\ &\quad \left(-\cos \phi, \frac{\sin^2 \phi}{b} \right). \end{aligned} \quad (39)$$

We now compute the acceleration of γ_b . Although the calculation is lengthy, the procedure is straightforward: first evaluate the Christoffel symbols of the optical metric (38), then

substitute them together with the velocity (39) into the computation formula (16). Upon calculation and in the leading-order approximation, we obtain the following result:

$${}^L\mathcal{A}^i = \frac{\sin^6 \phi (3Mb - 2Q^2 \sin \phi)}{b^3} \left(1, \frac{\cos \phi}{b}\right). \quad (40)$$

Substituting the determinant of the optical metric (38) and the acceleration components from Eq. (40) into Eq. (19), the deflection angle is obtained as

$$\begin{aligned} L\delta &= \frac{3M}{b} \int_0^\pi \sin^3 \phi d\phi - \frac{2Q^2}{b^2} \int_0^\pi \sin^4 \phi d\phi \\ &= \frac{4M}{b} - \frac{3\pi Q^2}{4b^2}. \end{aligned} \quad (41)$$

This result can be found in, for example, Refs. [66, 67].

C. Kerr spacetime

The Kerr metric describes the spacetime outside a rotating body of mass M with specific angular momentum a . In Boyer–Lindquist coordinates (t, r, θ, ϕ) , the line element is given by [68]

$$\begin{aligned} ds^2 &= -\left(1 - \frac{2Mr}{\Sigma}\right) dt^2 + \frac{\Sigma}{\Delta} dr^2 + \Sigma d\theta^2 \\ &\quad + \frac{1}{\Sigma} \left[(r^2 + a^2)^2 - \Delta a^2 \sin^2 \theta \right] \sin^2 \theta d\phi^2 \\ &\quad - \frac{4Mar}{\Sigma} \sin^2 \theta dt d\phi, \end{aligned} \quad (42)$$

where

$$\Sigma = r^2 + a^2 \cos^2 \theta, \quad \Delta = r^2 - 2Mr + a^2.$$

Using the null condition $ds^2 = 0$ and restricting to the equatorial plane ($\theta = \pi/2$), the Kerr optical Randers metric takes the form [32]

$$dt = \sqrt{\alpha_{ij} dx^i dx^j} + \beta_i dx^i, \quad (43)$$

where

$$\alpha_{ij} dx^i dx^j = \frac{r^2}{\Delta - a^2} \left(\frac{r^2}{\Delta} dr^2 + \frac{r^2 \Delta}{\Delta - a^2} d\phi^2 \right), \quad (44a)$$

$$\beta_i dx^i = -\frac{2Mar}{\Delta - a^2} d\phi. \quad (44b)$$

For computational simplicity, we adopt the osculating Riemannian metric associated with the above Randers form in the (X, Y) coordinates. Since deriving it is not the focus of this work, we directly quote the result from Eq. (28) of Ref. [65]. As Ref. [65] treats the motion of massive particles, we set $E = 1$ and $v = 1$ therein, yielding

$${}^L\bar{g}_{XX} = 1 + \frac{2M}{r^3} (r^2 + X^2 - 2aY), \quad (45a)$$

$${}^L\bar{g}_{XY} = \frac{2MX}{r^3} (Y + a), \quad (45b)$$

$${}^L\bar{g}_{YY} = 1 + \frac{2M}{r^3} (r^2 + Y^2 - aY), \quad (45c)$$

where $r = \sqrt{X^2 + Y^2}$.

From the osculating metric \bar{g}_{ij} , the relevant Christoffel symbol is

$${}^L\bar{\Gamma}^Y_{XX}|_{Y=b} = \frac{M(3b^3 - 2a(X^2 + b^2))}{(X^2 + b^2)^{5/2}}. \quad (46)$$

Thus, we only need the approximations $\sqrt{\bar{g}} \simeq 1$ and $\mathcal{T}^X \simeq 1$, which lead to the following expression for the geodesic curvature

$${}^Lk_g(\gamma) = \frac{M(3b^3 - 2a(X^2 + b^2))}{(X^2 + b^2)^{5/2}} \frac{dX}{dt}. \quad (47)$$

Substituting this into Eq. (23), equivalently substituting Eq. (46) into Eq. (30), the deflection angle is found to be

$$\begin{aligned} {}^L\delta &= \int_{-\infty}^{\infty} {}^L \left[k_g(\gamma_b) \frac{dt}{dX} \right] dX \\ &= \int_{-\infty}^{\infty} {}^L \frac{M[3b^3 - 2a(X^2 + b^2)]}{(X^2 + b^2)^{5/2}} dX \\ &= \frac{4M}{b} - \frac{4Ma}{b^2}, \end{aligned} \quad (48)$$

The above expression corresponds to prograde light trajectories. The retrograde case is obtained by replacing a with $-a$ [65]. Combining both cases, the leading-order deflection angle reads [32, 69, 70]

$${}^L\delta = \frac{4M}{b} \pm \frac{4Ma}{b^2}, \quad (49)$$

where the upper (lower) sign refers to retrograde (prograde) trajectories.

V. CONCLUSION

In this work, we revisited the problem of gravitational light deflection from a fresh angle. Rather than following the usual route of tracking changes in the coordinate angle, we showed that, at leading order, the deflection angle can instead be written as an integral of the geodesic curvature of a straight line in the curved optical space. This way of looking at the problem makes clear that the deflection angle is a global, coordinate-independent quantity, and it provides a perspective that complements the classical Gibbons–Werner method.

We applied the new formula (9) to three familiar spacetimes—Schwarzschild, Reissner–Nordström, and Kerr—and in each case recovered the standard leading-order results known from the literature. Our aim is not to reproduce known results, but to emphasize the conceptual shift of this reformulation.

Although we developed the method in the context of light rays, its scope goes beyond null geodesics. The same framework can be extended to describe the motion of massive neutral or charged particles by replacing the optical metric with the Jacobi metric. For clarity, we have not pursued higher-order terms or finite-distance effects here, but the approach

provides a natural starting point for such work. Looking forward, it would be interesting to explore applications in asymptotically non-flat spacetimes and in astrophysical lensing scenarios.

ACKNOWLEDGMENTS

This work was supported by the National Natural Science Foundation of China under Grant No.12565009.

-
- [1] S. Amari, *Information Geometry and Its Applications* (Springer, Tokyo, 2016).
 - [2] F. Weinhold, J. Chem. Phys. **63**(6), 2479 (1975).
 - [3] G. Ruppeiner, Rev. Mod. Phys. **67**(3), 605 (1995).
 - [4] R. S. Ingarden, Y. Sato, K. Sugawa, et al., *Memoirs of Sagami Institute of Technology* (1979).
 - [5] H. Janyszek, J. Phys. A: Math. Gen. **23**(4), 477 (1990).
 - [6] G. Ruppeiner, Springer Proc. Phys. **153**, 179 (2014).
 - [7] S. -W. Wei, Y. -X. Liu, and R. B. Mann, Phys. Rev. D **100**, 124033 (2019).
 - [8] P. L. Antonelli (Ed.), *Handbook of Finsler Geometry*, Vol. 1 (Kluwer Academic, Dordrecht, 2003).
 - [9] M. V. Berry, Proc. R. Soc. A **392**, 45 (1984).
 - [10] M. A. Nielsen, Quantum Inf. Comput. **6**, 213 (2006).
 - [11] M. R. Dowling and M. A. Nielsen, Quantum Inf. Comput. **8**(10), 861 (2008).
 - [12] R. A. Jefferson and R. C. Myers, J. High Energy Phys. **2017**(10), 1 (2017).
 - [13] L. Susskind, *Three Lectures on Complexity and Black Holes* (Springer, Berlin/Heidelberg, 2020).
 - [14] Q. H. Liu, L. H. Tang, and D. M. Xun, Phys. Rev. A **84**(4), 042101 (2011).
 - [15] B. Russell, S. Stepney, Phys. Rev. A **90**, 012303 (2014).
 - [16] D. C. Brody, D. M. Meier, Phys. Rev. Lett. **114**, 100502 (2015).
 - [17] V. I. Arnold, *Mathematical Methods of Classical Mechanics*, 2nd ed. (Springer, New York, 1989).
 - [18] J. Awrejcewicz, *Classical Mechanics: Dynamics* (Springer, New York, 2012).
 - [19] H. Weyl, Ann. Phys. (Berlin) **359**, 117 (1917)
 - [20] V. Perlick, *Ray Optics, Fermat's Principle, and Applications to General Relativity* (Springer, New York, 2000).
 - [21] G. W. Gibbons, Classical Quantum Gravity **33**, 025004(2016).
 - [22] S. Chanda, G. W. Gibbons, P. Guha, P. Maraner, and M. C. Werner, J. Math. Phys. (N.Y.) **60**, 122501 (2019).
 - [23] P. Das, S. Kr. and S. Ghosh, Eur. Phys. J. C **77**, 735 (2017).
 - [24] M. Argañaraz and O. Lasso Andino, Class. Quant. Grav. **38**, 045004 (2021).
 - [25] C.-K. Qiao and M. Li, Phys. Rev. D **106**, 021501 (2022).
 - [26] C.-K. Qiao, Phys. Rev. D **106**, 084060 (2022).
 - [27] C.-K. Qiao, Eur. Phys. J. C **85**, 191 (2025),
 - [28] P. V. P. Cunha, C. A. R. Herdeiro and J. P. A. Novo, Class. Quant. Grav. **39**, 225007 (2022).
 - [29] B. Bermúdez-Cárdenas and O. L. Andino, arXiv:2503.21203.
 - [30] A. B. Congdon and C. R. Keeton, *Principles of Gravitational Lensing* (Springer International Publishing, Cham, 2018).
 - [31] G. W. Gibbons and M. C. Werner, Classical Quantum Gravity **25**, 235009 (2008).
 - [32] M. C. Werner, Gen. Relativ. Gravit. **44**, 3047 (2012).
 - [33] T. Ono, A. Ishihara, and H. Asada, Phys. Rev. D **96**, 104037 (2017).
 - [34] G. Crisnejo and E. Gallo, Phys. Rev. D **97**, 124016 (2018).
 - [35] G. Crisnejo, E. Gallo, and K. Jusufi, Phys. Rev. D **100**, 104045 (2019).
 - [36] Z. Li, G. He, and T. Zhou, Phys. Rev. D **101**, 044001 (2020).
 - [37] Z. Li and J. Jia, Eur. Phys. J. C **80**, 157 (2020).
 - [38] Z. Li, W. Wang, and J. Jia, Phys. Rev. D **106**, 124025 (2022).
 - [39] Z. Li and J. Jia, Eur. Phys. J. C **84**, 989 (2024).
 - [40] A. Ishihara, Y. Suzuki, T. Ono, T. Kitamura, and H. Asada, Phys. Rev. D **94**, 084015 (2016).
 - [41] T. Ono and H. Asada, Universe, **5**, 218 (2019).
 - [42] K. Takizawa, T. Ono, and H. Asada, Phys. Rev. D **101**, 104032 (2020).
 - [43] Z. Li, G. Zhang and A. Övgün, Phys. Rev. D **101**, 124058 (2020).
 - [44] Y. Huang and Z. Cao, The European Physical Journal C **83**, 80 (2023).
 - [45] Y. Huang and Z. Cao, Phys. Rev. D **106**, 104043(2022).
 - [46] Y. Huang, Z. Cao and Z. Lu, J. Cosmol. Astropart. Phys. **01** (2024) 013.
 - [47] Y. Huang, B. Sun, and Z. Cao, Phys. Rev. D **107**, 104046 (2023).
 - [48] K. Jusufi and A. Övgün, Phys. Rev. D **97**, 064030 (2018).
 - [49] T. Ono, A. Ishihara and H. Asada, Phys. Rev. D **98**, 044047 (2018).
 - [50] A. Övgün, Phys. Rev. D **98**, 044033 (2018).
 - [51] A. Övgün, I. Sakallı and J. Saavedra, J. Cosmol. Astropart. Phys. **10**, 041 (2018).
 - [52] A. Övgün, I. Sakallı and J. Saavedra, Annals Phys. **411**, 167978 (2019).
 - [53] G. Crisnejo, E. Gallo and A. Rogers, Phys. Rev. D **99**, 124001 (2019).
 - [54] G. W. Gibbons and C. M. Warnick, Phys. Rev. D **79**, 064031 (2009).
 - [55] G. W. Gibbons, C. A. R. Herdeiro, C. M. Warnick and M. C. Werner, Phys. Rev. D **79**, 044022 (2009).
 - [56] A. O. Petters and M. C. Werner, Gen. Relativ. Gravit. **42**, 2011–2046 (2010).
 - [57] M. C. Werner, The Observatory **130**, 193–194 (2010).
 - [58] H. P. Roesch and M. C. Werner, Pure Appl. Math. Q. **16**, 495–514 (2020).
 - [59] M. Halla, *Investigation of the Gravitational Lens Effect with Differential Topology*, Ph.D. Thesis, Universität Bremen (2022).
 - [60] Z. Li and T. Zhou, Phys. Rev. D **101**, 044043 (2020).
 - [61] M. P. do Carmo, *Differential Geometry of Curves and Surfaces* (Prentice Hall, Englewood Cliffs, 1976).

- [62] L. W. Tu, *Differential Geometry: Connections, Curvature, and Characteristic Classes* (Springer, Cham, 2017).
- [63] G. Randers, Phys. Rev. **59**, 195–199 (1941).
- [64] X. Cheng and Z. Shen, *Finsler Geometry, An Approach via Randers Spaces* (Springer-Verlag, Berlin, 2012).
- [65] Z. Li, Phys. Rev. D **111**, 084017 (2025).
- [66] G. He and W. Lin, Classical Quantum Gravity **33**, 095007 (2016).
- [67] X. Pang and J. Jia, Classical Quantum Gravity **36**, 065012 (2019).
- [68] R. H. Boyer, R. W. Lindquist, J. Math. Phys. (N.Y.) **8**, 265 (1967).
- [69] A. Edery and J. Godin, Gen. Relativ. Gravit. **38**, 1715 (2006).
- [70] M. Sereno, F. De Luca, Phys. Rev. D **74**, 123099 (2006).