

Computational Social Linguistics for Telugu Cultural Preservation: Novel Algorithms for Chandassu Metrical Pattern Recognition

A PREPRINT

• **Boddu Sri Pavan**

Independent Researcher
boddusripavan111@gmail.com

• **Boddu Swathi Sree**

Department of Computer Science and Engineering
RGUKT, Nuzvid
n220962@rguktn.ac.in

ABSTRACT

This research presents a computational social science approach to preserving Telugu Chandassu, the metrical poetry tradition representing centuries of collective cultural intelligence. We develop the first comprehensive digital framework for analyzing Telugu prosodic patterns, bridging traditional community knowledge with modern computational methods. Our social computing approach involves collaborative dataset creation of 4,651 annotated padyams, expert-validated linguistic patterns, and culturally-informed algorithmic design. The framework includes AksharamTokenizer for prosody-aware tokenization, LaghuvuGuruvu Generator for classifying light and heavy syllables, and PadyaBhedam Checker for automated pattern recognition. Our algorithm achieves 91.73% accuracy on the proposed Chandassu Score, with evaluation metrics reflecting traditional literary standards. This work demonstrates how computational social science can preserve endangered cultural knowledge systems while enabling new forms of collective intelligence around literary heritage. The methodology offers insights for community-centered approaches to cultural preservation, supporting broader initiatives in digital humanities and socially-aware computing systems.

Keywords Computational Social Linguistics · Natural Language Processing · Computational Linguistics · Prosodic Pattern Recognition · AksharamTokenizer · Chandassu Score

1 Introduction

Telugu, a Indian language spoken by over 75 million speakers [7], possesses a rich tradition of metrical poetry known as chandassu. Unlike free verse, chandassu poetry adheres to strict prosodic patterns that govern syllabic weight, rhythm, and structural organization. The computational analysis of such metrical systems presents unique challenges due to the complex interplay between phonological properties, orthographic representation, and traditional prosodic rules. The fundamental units of Telugu prosody are laghuvu (light syllables) and guruvu (heavy syllables), traditionally represented by the symbols "l" and "U" respectively. Every aksharam (the minimal human perceivable unit in Telugu script) is classified as either laghuvu or guruvu based on its phonological duration and adherence to classical Telugu prosodic rules [1, 13]. These binary classifications form the foundation for higher-level metrical structures.

Ganams represent sequential patterns of laghuvu-guruvu combinations that serve as the building blocks of metrical verses. Based on the number of aksharam tokens they contain, ganams are categorized into four groups, as shown in Table 1. This taxonomy encompasses the complete spectrum from minimal single-aksharam ganams (LA: l, GA: U) to complex four-aksharam patterns (NALA: llUU, NAGA: llUU, SALA: llUU).

Telugu prosody further categorizes ganams into two functional classes: *Indra Ganams* (BHA, RA, THA, NALA, NAGA, SALA) and *Surya Ganams* (HA, NA). This classification reflects traditional pedagogical approaches and influences the permissible substitutions within metrical patterns.

Telugu metrical poetry encompasses three primary structural classes, each containing multiple varieties (types) with distinct constraints, as described in Table 2. These constraints govern various aspects including the number of paadams (lines), aksharam count per each paadam (number of aksharam tokens per each line), ganam sequences, yati (caesura),

defined as the first aksharam token in each paadam, prasa (alliteration pattern), defined as the second aksharam token in each paadam, and prasa yati, a typical variant of yati. The interplay of these elements creates the complex metrical frameworks that define different poetic forms. Collections of such verses, particularly satakams (anthologies typically containing 100 or more padyams), represent significant literary achievements in Telugu tradition.

Despite the cultural and linguistic importance of chandassu, the comprehensive computational analysis of Telugu metrical poetry remains largely unexplored. Traditional manual analysis is time-intensive and requires extensive expertise in classical prosody. The lack of computational tools has hindered both preservation efforts and systematic analysis of large poetry corpora. Furthermore, the absence of standardized datasets and evaluation metrics has prevented the development of automated systems for metrical analysis and generation.

This work addresses these gaps by introducing the first comprehensive computational framework for Telugu chandassu analysis. Our contributions include: (1) a curated dataset of 4,651 padyams with LaghuvuGuruvu annotations, (2) AksharamTokenizer for prosodic analysis, (3) an algorithmic approach for automated chandassu identification, and (4) Chandassu Score as a quantitative evaluation metric. By providing these resources, we aim to advance both Telugu computational linguistics and the broader field of computational prosody, while contributing to the preservation and study of this rich literary tradition.

2 Related Work

Research in computational prosody has evolved from rule-based approaches for classical languages to modern machine learning techniques for contemporary poetry analysis. This section reviews relevant work in Telugu chandassu analysis, broader computational prosody, and evaluation methodologies.

Aksharam Token Count	Ganam Name	LaghuvuGuruvu Pattern
1	LA	I
1	GA	U
2	LAA	II
2	VA	IU
2	HA	UI
2	GAA	UU
3	NA	III
3	SA	IIU
3	JA	IUI
3	YA	IUU
3	BHA	UII
3	RA	UIU
3	THA	UUI
3	MA	UUU
4	NALA	IIII
4	NAGA	IIIU
4	SALA	IIUI

Table 1: Ganam classification by aksharam token count and laghuvu-guruvu pattern

Prosodic Class	Padyam Types
Vrutnamu	Vutpalamaala, Champakamaala, Saardulamu, Mattebhamu
Jaathi	Kandamu
Vupajaathi	Teytageethi, Aataveladi, Seesamu

Table 2: Telugu prosodic classes and types in Chandassu dataset

2.1 Telugu Tokenization Approaches

Existing Telugu tokenization research has predominantly focused on word-level and subword-level segmentation for general NLP applications. SentencePiece [8] and IndicNLP Suite [5] provide comprehensive tokenization frameworks for Telugu, employing BPE, WordPiece [15], and rule-based approaches to handle morphological complexity, script normalization, and vocabulary construction for machine translation and language modeling tasks. Recent multilingual tokenization studies [9] have evaluated Telugu tokenizer performance using efficiency metrics like Normalized Sequence Length across different encoding strategies, while approaches like [6] address agglutinative properties and syntactic boundaries in Telugu text processing. However, these existing approaches operate at granularities incompatible with prosodic analysis requirements. Conventional tokenizers optimize for computational efficiency and morpheme-based segmentation to support downstream NLP tasks, but fail to preserve the phonological properties essential for metrical pattern recognition.

2.2 Traditional Telugu Prosody

Classical Telugu prosody is comprehensively documented in foundational texts such as Chhan'doo vyaakarand-amu [1] and Telugu Vari Sampoorana Pedda Bala Siksha [13]. These works describe the theoretical framework for chandassu analysis, defining the constraints governing different padyam types, including ganam sequences, yati patterns, and prasa relationships. While these texts provide essential domain knowledge, they rely on manual analysis and lack computational formalization.

2.3 Computational Prosody

Early computational approaches to Telugu chandassu emerged in the 2010s. Rama N, and Meenakshi Lakshmanan [12] developed algorithms for metrical classification across multiple languages including Sanskrit and English, incorporating euphonic conjunction rules for verse correction. However, their approach assumes structural markers (punctuation) to identify paadams, limiting applicability to traditional Telugu texts where such markers are absent.

Raghu Korrapati, and TVVV Prasad [11] introduced a natural language application for chandassu determination and word prediction in Telugu poetry. They categorized word complexity into three levels (simple, medium, complex) but provided no quantitative evaluation metrics or systematic assessment of chandassu correctness. More recently, I. Reddy Sekhar Reddy, and M.Humera Khanam [4] proposed a Chandassu Recognizer (C.R.) system, while Nelli Ramesh, and S Vijay Kumar [10] developed VerseMetrics, a Python-based Telugu chandas analyzer. Both works claim accuracy improvements but lack detailed dataset descriptions, standardized evaluation metrics, and reproducible experimental protocols.

2.4 Computational Prosody in Other Languages

The broader field of computational prosody has seen significant advances in recent years. Navarro-Colorado B [2] demonstrated topic modeling approaches for Spanish poetry analysis, while Thomas Haider [3] developed universal tools for metrical tagging across multiple languages. These works highlight the importance of standardized datasets and robust evaluation frameworks- elements currently missing in Telugu chandassu research.

2.5 Research Gaps

Our analysis reveals several critical gaps in existing Telugu chandassu research:

1. **Dataset Limitations:** No publicly available, annotated datasets for Telugu metrical poetry analysis.
2. **Prosodic Tokenization:** Absence of specialized tokenizers for human perceivable aksharam level segmentation that preserve phonological weight properties essential for metrical analysis.
3. **Algorithmic Rigor:** Limited technical detail and reproducibility in existing approaches.
4. **Evaluation Metrics:** Absence of standardized quantitative measures for chandassu correctness assessment.
5. **Systematic Evaluation:** Lack of comprehensive experimental validation against established benchmarks.

These gaps motivate our work's focus on dataset creation, specialized tokenizer design, algorithmic development, and standardized evaluation methodologies for Telugu computational prosody.

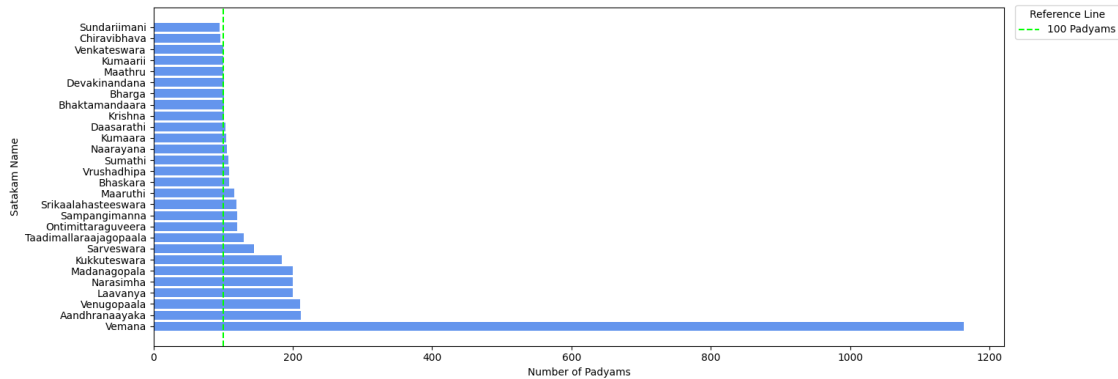


Figure 1: Distribution of padyams across satakams in Chandassu dataset

3 Data Collection

3.1 Data Acquisition

We constructed the Chandassu dataset through systematic collection and rigorous validation of Telugu metrical poetry from digital archives. Our primary data source was: <https://andhrabharati.com/>, a comprehensive repository of classical Telugu literature containing digitized satakams (poetry collections) from various historical periods and authors. The data acquisition process employed targeted web scraping techniques to extract padyams from individual satakam pages, preserving the original text formatting and metadata. We developed custom scraping scripts that respected the website’s structure while ensuring complete extraction of poetic content, including categorical classifications where available.

3.2 Quality Assurance and Validation

We implemented a two-stage validation process to ensure dataset integrity and annotation accuracy. In the first iteration, we manually verified each scraped padyam against its original source to ensure textual fidelity and correct Unicode representation. The second iteration occurred post-algorithm implementation, where we validated the automatically generated LaghuvuGuruvu sequences at the aksharam token level, verifying each prosodic annotation against classical Telugu metrical rules to ensure accurate laghuvu-guruvu classification and successful pattern generation across all 4,651 padyams.

3.3 Dataset Structure and Composition

The final Chandassu dataset comprises 4,651 carefully curated Telugu padyams spanning three primary prosodic classes and eight distinct types, as detailed in Table 2. Each entry in the dataset contains the following structured attributes:

1. *type*: type of padyam
2. *padyam*: padyam text
3. *class*: class of padyam
4. *satakam*: satakam that the padyam belongs to
5. *lg*: LaghuvuGuruvu data

The distribution across padyam classes is shown in Table 3, and padyam types is shown in Table 4, reflects both the historical prevalence of different metrical forms and the availability of digitized texts. Aataveladi consists the largest category with 995 padyams, while Saardulamu contains the fewest with 290 padyams. Figure 1 illustrates the distribution of padyams across individual satakams, revealing the diversity of sources contributing to our dataset and ensuring broad representation of Telugu metrical traditions.

Following algorithm development and evaluation (detailed in Section 4.5), we augmented the dataset with computed evaluation scores that quantify various aspects of metrical correctness. These augmented annotations transform Chandassu dataset from a simple text corpus into a comprehensive evaluation benchmark for computational

prosody research, enabling systematic assessment of algorithmic performance across multiple dimensions of metrical analysis.

To promote reproducibility and facilitate future research in Telugu computational poetry, we make the complete Chandassu dataset available on: <https://github.com/BodduSriPavan-111/chandassu>. The dataset includes detailed documentation of collection procedures, validation protocols, and annotation guidelines, ensuring transparent and reproducible research practices in this emerging field.

4 Proposed Methodology

Our computational framework for Telugu chandassu analysis employs a modular architecture that combines traditional prosodic knowledge with algorithmic processing. The system processes input padyams step-by-step: beginning with aksharam tokenization to identify human-perceivable character units, followed by prosodic pattern generation to determine laghuvu-guruvu sequences, and concluding with comprehensive metrical validation against predefined chandassu constraints. Figure 2 illustrates the complete pipeline architecture, comprising seven interconnected components that collectively enable automated chandassu verification and evaluation.

1. **nidhi**: Telugu character classification system containing the complete varnamala (alphabet) with phonological and orthographic categorizations essential for prosodic analysis.
2. **panimuttu**: Utility module providing specialized functions for vowel-consonant operations.
3. **laghuvu_guruvu**: Prosodic analysis engine integrating the AksharamTokenizer and LaghuvuGuruvu generator for syllabic weight determination.
4. **ganam**: Ganam pattern repository containing mappings between LaghuvuGuruvu sequences and traditional metrical units.
5. **padyam_config**: Configuration storing predefined constraints for each padyam type, including syllabic requirements, structural patterns, and prosodic rules.
6. **check_lakshanam**: Constraint validation module for verifying adherence to traditional prosodic requirements such as yati (caesura) and prasa (alliteration).
7. **padya_bhedam**: Integration module that orchestrates the evaluation process and generates comprehensive metrical assessments.

4.1 Aksharam Tokenizer

The AksharamTokenizer addresses the fundamental challenge of identifying perceptually meaningful units in Telugu text for prosodic analysis. Unlike conventional tokenization approaches that operate at word or morpheme levels, our

Prosodic Class	Padyam Count
Vrutnamu	1625
Jaathi	683
Vupajaathi	2343

Table 3: Distribution of padyams by prosodic class in Chandassu dataset

Padyam Type	Padyam Count
Vutpalamaala	329
Champakamaala	389
Saardulamu	290
Mattebhamu	617
Kandamu	683
Teytageethi	676
Aataveladi	995
Seesamu	672

Table 4: Distribution of padyams by type in Chandassu dataset

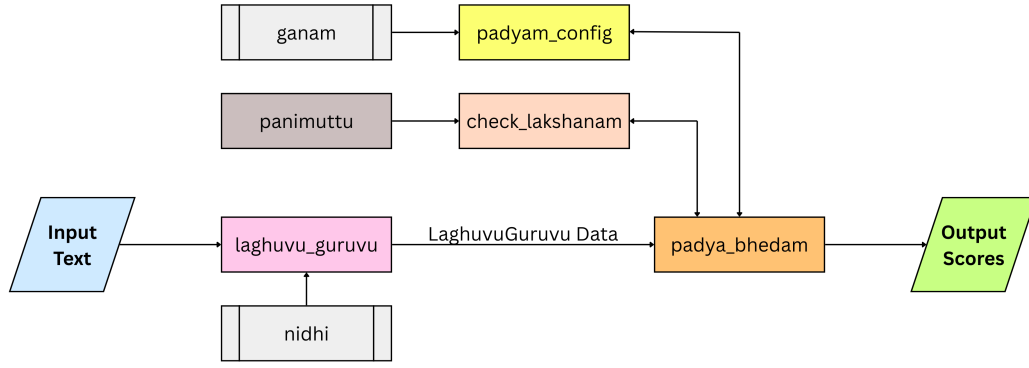


Figure 2: Proposed computational framework architecture for Telugu metrical poetry analysis

tokenizer extracts Aksharam Tokens- the minimal perceivable units that serve as the basis for metrical analysis in Telugu poetry. The tokenization process handles complex orthographic phenomena, including conjunct consonants (dwitwaaksharamulu, samyuktaaksharamulu), vowel diacritics, and grapheme clusters that are characteristic of Telugu script. The Algorithm 4.1 processes input text character by character, applying rule-based logic to group Unicode codepoints into coherent aksharam units while preserving their prosodic integrity. Word boundaries are identified through whitespace detection, enabling proper segmentation of paadams (poetic lines) essential for subsequent metrical analysis.

Algorithm 4.1: AksharamTokenizer

Input: INPUT_TEXT \in String - Telugu padyam text in Unicode format

Output: List of prosodically segmented aksharam tokens

Step 1: temp_l = re.findall(r"\X", INPUT_TEXT)

Step 2: l = Remove special characters, alphabets, and numbers from temp_l

Step 3: index = 0

Step 4: text = []

Step 5: temp = ""

Step 6: for index from 0 to len(l) do

Step 7: l[index] = Remove Ara Sunna from l[index]

Step 8: if l[index].isspace then

Step 9: pass

Step 10: else if l[index].endswith(POLLU) and temp == "" and index < (len(l)-1) and not l[index+1].isspace then

Step 11: temp += l[index]

Step 12: else if l[index].endswith(POLLU) and temp != "" and not l[index+1].isspace then

Step 13: temp += l[index]

Step 14: else if l[index].endswith(POLLU) and (index+1 == len(l) or l[index+1].isspace) then

Step 15: text[-1] += l[index]

Step 16: else if (not l[index].endswith(POLLU)) and temp != "" then

Step 17: text.append(temp+l[index])

```

Step 18:     temp= ""
Step 19:   else if (not l[index].endswith(POLLU)) and temp == "" then
Step 20:     text.append(l[index])
Step 21:     temp= ""
Step 22:   end if
Step 23: end for
Step 24: return text

```

4.2 LaghuvuGuruvu Generator

The LaghuvuGuruvu Generator, described in Algorithm 4.2, transforms the sequence of aksharam tokens into prosodic representations by classifying each unit as either Laghuvu (light- l) or Guruvu (heavy- U) based on traditional Telugu prosodic rules [1, 13]. This binary classification forms the foundation for all subsequent metrical analysis and pattern matching. The generation process incorporates phonological duration rules, orthographic conventions, and contextual factors that influence syllabic weight determination. The algorithm considers vowel length, consonant clusters, and conjunct formations that affect prosodic realization. Due to ambiguity in classical prosodic treatment of conjunct consonants containing the subscript "Ra" (Ra-vattu), we adopt a systematic approach of evaluating such aksharams without the subscript component to ensure consistent prosodic weight determination.

Algorithm 4.2: LaghuvuGuruvuGenerator

Input: INPUT_TEXT \in String - Telugu padyam text in Unicode format

Output: List of aksharam tokens with corresponding laghuvu-guruvu annotations

```

Step 1: l= AksharamTokenizer(INPUT_TEXT)
Step 2: marking= []
Step 3: for index from 0 to len(l) do
Step 4:   if index < (len(l)-1) do
Step 5:     x= re.findall(r"\X", l[index+1])
Step 6:     if x[-1].endswith("POLLU") then
Step 7:       x= "".join(x[:-1])
Step 8:     else
Step 9:       x= "".join(x)
Step 10:    end if
Step 11:    d= frequency_counter(x)
Step 12:    del d["Ra"]
Step 13:    temp_count= 0
Step 14:    for i in d do
Step 15:      if i in HALLULU then
Step 16:        temp_count+= d[i]
Step 17:      end if

```

```

Step 18:    end for
Step 19:    if "Ra" in l[index+1] and ((temp_count==0) or (temp_count == 1 and (not l[index+1].startswith("Ra"))))
then
Step 20:        marking.append(lg_map[l[index]][-1])
Step 21:    else
Step 22:        count= 0
Step 23:        for j in list(l[index+1]) do
Step 24:            if j in VARNAMALA then
Step 25:                count+= 1
Step 26:            end if
Step 27:        end for
Step 28:        if count > 1 and not l[index+1].endswith(POLLU) then
Step 29:            marking.append("U")
Step 30:        else if count > 1 and l[index+1].endswith(POLLU) and re.findall(r"\X",
l[index+1])[0].endswith(POLLU) then
Step 31:            marking.append("U")
Step 32:        else if count > 1 and l[index+1].endswith(POLLU) then
Step 33:            marking.append(lg_map[l[index]][-1])
Step 34:        else
Step 35:            marking.append(lg_map[l[index]][-1])
Step 36:        end if
Step 37:    end if
Step 38:    else if l[index][-1] in lg_map then
Step 39:        marking.append(lg_map[l[index]][-1])
Step 40:    end if
Step 41: end for
Step 42: return list(zip(l, marking))

```

4.3 PadyaBhedam Checker

The PadyaBhedam Checker, described in Algorithm 4.3, serves as the primary evaluation engine, assessing generated LaghuvuGuruvu patterns against type-specific constraints stored in the configuration. This module implements a comprehensive validation framework that examines multiple dimensions of metrical correctness. The checker evaluates structural conformity including paadam count, aksharam count per line, and overall syllabic requirements. It performs ganam sequence matching to verify adherence to prescribed metrical patterns and validates yati placement according to traditional caesura rules. Additionally, the module assesses prasa, and prasa yati patterns to ensure proper alliterative relationships within and across paadams. Each evaluation dimension generates individual scores that contribute to the overall Chandassu Score, described in Equation 1, providing granular feedback on metrical performance.

Algorithm 4.3: PadyaBhedam

Step 1: lg_data= LaghuvuGuruvuGenerator(INPUT_TEXT)

Step 2: config= CONFIGURATION_OF_PADYAM to evaluate

Step 3: ganamulu= GANAM_TO_SYMBOL_MAP

Step 4: r_ganamulu= SYMBOL_TO_GANAM_MAP

Step 5: padamwise_ganam_data= []

Step 6: gana_kramam_score= 0

Step 7: end= 0

Step 8: paadam_count= 0

Step 9: for line from 0 to len(config["gana_kramam"]) do

Step 10: ganam_data= []

Step 11: for j from 0 to len(config["gana_kramam"][line]) do

Step 12: ganam_match_flag= False

Step 13: for i in config["gana_kramam"][line][j] do

Step 14: ganam= tuple([k[1] for k in lg_data[end: end+len(ganamulu[i])])

Step 15: if r_ganamulu[ganam] equals to i then

Step 16: ganam_data.append([lg_data[end:end+len(ganamulu[i])],r_ganamulu[ganam]])

Step 17: gana_kramam_score+= 1

Step 18: ganam_match_flag= True

Step 19: break

Step 20: else if Exception occurred then

Step 21: pass

Step 22: end if

Step 23: end for

Step 24: if ganam_match_flag == False then

Step 25: ganam_data.append([lg_data[end: end+len(ganamulu[i])], "UnMatched"])

Step 26: end if

Step 27: end+= len(ganamulu[i])

Step 28: end for

Step 29: if len(ganam_data[0][0])>1 then

Step 30: paadam_count+= 1

Step 31: end if

Step 32: padamwise_ganam_data.append(ganam_data)

Step 33: if end>=len(lg_data) then

Step 34: break

Step 35: end for

Step 36: prasa_yati_match= PrasaYatiCheck(padamwise_ganam_data, type, config, config["only_generic_yati"])

Step 37: N_PAADALU= config["n_paadalu"]

Step 38: total_yati_paadalu= len(config["yati_paadalu"])

Step 39: if type== "seesamu" then

Step 40: paadam_count= paadam_count/2

Step 41: end if

Step 42: score= { "n_paadalu_score": paadam_count/ N_PAADALU, "gana_kramam_score": gana_kramam_score/ sum([len(i) for i in config["gana_kramam"]]), "yati_score": sum(prasa_yati_match)/ total_yati_paadalu }

Step 43: if n_aksharalu \in config then

Step 44: aksharam_count= 0

Step 45: for i in padamwise_ganam_data do

Step 46: for j in i do

Step 47: aksharam_count+= len(j[0])

Step 48: end for

Step 49: end for

Step 50: subtract_factor= len(lg_data) - aksharam_count

Step 51: score["n_aksharaalu_score"]= (aksharam_count-subtract_factor)/ (N_PAADALU*config["n_aksharalu"])

Step 52: end if

Step 53: if prasa \in config then

Step 54: index= 2 # Second aksharam token

Step 55: frequency= { }

Step 56: for i in padamwise_ganam_data do

Step 57: if no Exception then

Step 58: aksharam= remove_gunintha_chihnam(i[0][0][index-1][0])

Step 59: frequency[aksharam]= frequency.get(aksharam,0)+ 1

Step 60: end for

Step 61: score["prasa_score"]= max(frequency.values())/ N_PAADALU

Step 62: end if

Step 63: overall_score= sum(score.values())/ len(score)

Step 64: return { "chandassu_score": overall_score, "micro_score": score }

Algorithm 4.4: YatiCheck

Step 1: if first_letter == None and yati_sthanam_letter == None then

Step 2: first_letter= paadam[0]

Step 3: yati_sthanam_letter= paadam[yati_sthanam-1]

Step 4: end if

Step 5: first_letter= first_letter.replace([PURNA_BINDU, VISARGA], "")

Step 6: yati_sthanam_letter= yati_sthanam_letter.replace([PURNA_BINDU, VISARGA], "")

Step 7: chihnam_a= extract_gunintha_chihnam(first_letter)

Step 8: chihnam_b= extract_gunintha_chihnam(yati_sthanam_letter)

Step 9: chihna_yati= False # Yati checking for ACHHULU (Vowels)

Step 10: for i in yati do

Step 11: if chihnam_a in i then

Step 12: if chihnam_b in i then

Step 13: chihna_yati= True

Step 14: else

Step 15: return False

Step 16: end if

Step 17: end if

Step 18: end for

Step 19: akshara_yati= False # Yati check for NON-ACCHULU (Non-vowels)

Step 20: for i in list(set(extract_aksharam(first_letter))) do

Step 21: for j in yati do

Step 22: if i in j then

Step 23: for k in list(set(extract_aksharam(yati_sthanam_letter))) do

Step 24: if k in j then

Step 25: akshara_yati= True

Step 26: break

Step 27: end for

Step 28: if akshara_yati == True then

Step 29: break

Step 30: end if

Step 31: end if

Step 32: end for

Step 33: end for

Step 34: if not akshara_yati then

Step 35: return False

Step 36: end if

Step 37: if chihna_yati and akshara_yati then

Step 38: return True

Step 39: else

Step 40: return False

Step 41: end if

Utility functions: extract_gunintha_chihnam extracts vowel diacritics, and extract_aksharam extracts the alphabet from the given aksharam token.

Algorithm 4.5: PrasaYatiCheck

Step 1: if type == "kandamu" then

Step 2: padamwise_ganam_data= [padamwise_ganam_data[i-1] for i in config["yati_paadalu"]]

Step 3: end if

Step 4: yati_match= []

Step 5: for row in padamwise_ganam_data do

Step 6: if (len(row[0][0])>1) and (len(row[config["yati_sthanam"]][0]-1][0])>1) then

Step 7: first_letter= [a[0] for a in row[0][0]]

Step 8: yati_sthanam_letter= row[config["yati_sthanam"]][0]-1][0][config["yati_sthanam"]][1]]

Step 9: generic_yati= YatiCheck(first_letter[0], yati_sthanam_letter[0])

Step 10: if only_generic_yati == True then

Step 11: yati_match.append(generic_yati)

Step 12: continue

Step 13: end if

Step 14: yati_sthanam_letter= [a[0] for a in row[config["yati_sthanam"]][0]-1][0]][2]

Step 15: prasa_yati_match= False

Step 16: if generic_yati == True then

Step 17: yati_match.append(True)

Step 18: else

Step 19: hraswa_deergham_flag_1= " "

Step 20: if first_letter[0][-1] in GUNINTHA_CHIHNAM then

Step 21: hraswa_deergham_flag_1= first_letter[0][-1]

Step 22: end if

Step 23: hraswa_deergham_flag_2= ""

Step 24: if yati_sthanam_letter[0][-1] in GUNINTHA_CHIHNAM then

Step 25: hraswa_deergham_flag_2= yati_sthanam_letter[0][-1]

Step 26: else

Step 27: hraswa_deergham_flag_2= " "

Step 28: end if

```

Step 29:      l1= remove_gunintha_chihnam(first_letter[1])
Step 30:      l2= remove_gunintha_chihnam(yati_sthanam_letter[1])
Step 31:      if (hraswa_deergham_flag_1 in HRASWA_CHIHNAM and hraswa_deergham_flag_2 in
HRASWA_CHIHNAM) then
Step 32:          if l1 == l2 then
Step 33:              prasa_yati_match= True
Step 34:          end if
Step 35:      else if (hraswa_deergham_flag_1 in DEERGHYA_CHIHNAM and hraswa_deergham_flag_2 in
DEERGHYA_CHIHNAM ) then
Step 36:          if l1 == l2 then
Step 37:              prasa_yati_match= True
Step 38:          end if
Step 39:      end if
Step 40:      if prasa_yati_match then
Step 41:          yati_match.append(True)
Step 42:      end if
Step 43:      end if
Step 44:      if generic_yati == False and prasa_yati_match == False then
Step 45:          yati_match.append(False)
Step 46:      end if
Step 47:      else
Step 48:          yati_match.append(False)
Step 49:      end if
Step 50: end for
Step 51: return yati_match

```

Note: 'config' defines the pre-defined configuration for each padyam type, 'remove_gunintha_chihnam' is a utility function to remove vowel diacritics from the given aksharam token.

4.4 Integration and Processing Pipeline

The complete processing pipeline described in Figure 2, operates through seamless integration of all modules, beginning with raw padyam input and culminating in comprehensive metrical assessment. The entire framework is implemented in Python programming language [14]. Error handling mechanisms address common issues including malformed input, incomplete padyams, and edge cases in aksharam token identification. The modular design enables independent testing and validation of each component while supporting extensibility for additional prosodic features and evaluation metrics.

5 Evaluation Metrics

We propose a comprehensive evaluation framework consisting of five fine-grained metrics that assess individual prosodic constraints and an aggregated Chandassu Score for overall metrical correctness:

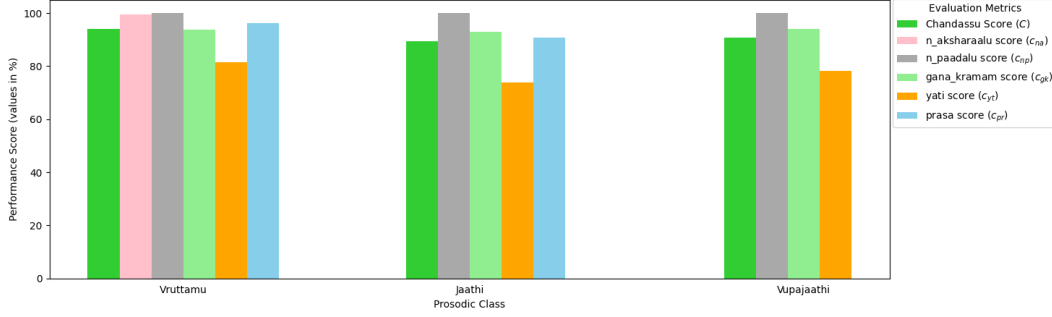


Figure 3: Performance evaluation across prosodic classes

1. *n_aksharaalu score* (c_{na}): The ratio of number of aksharam tokens present in given input text to the number of expected aksharam tokens in particular padyam.
2. *n_paadalu score* (c_{np}): The ratio of number of paadams found in the given input text to the expected number of paadams in the padyam. Note: For instance, a line is considered to be paadam if atleast one aksharam token is present during calculation of paadamwise gana kramam data.
3. *gana_kramam score* (c_{gk}): The ratio of total number of ganams matched sequentially to the total expected number of ganams for the padyam.
4. *yati score* (c_{yt}): The ratio of number of paadams of yati match to the total number of paadams expected to satisfy yati in the padyam.
5. *prasa score* (c_{pr}): The ratio of frequency of modal prasa aksharam token to the expected number of paadams for the padyam.

$$C = \frac{1}{n} \sum_{i=1}^n c_i, \quad \text{where } c_i \text{ is each fine-grained constraint and } n \text{ is the number of constraints} \quad (1)$$

Our proposed Chandassu Score (C) aggregates these individual constraints through arithmetic averaging as defined in Equation 1, providing a unified quantitative measure of metrical correctness that ranges from 0 to 1, where higher values indicate greater adherence to traditional prosodic requirements for the corresponding padyam type.

This framework evaluates structural and prosodic correctness while assuming semantic validity of the input text; semantic evaluation could be integrated into future versions of the Chandassu Score. Also, this framework focuses on individual padyam assessment rather than collection-level metrics, as our primary objective is quantifying metrical correctness at the poem level. Future extensions could incorporate satakam-level evaluation through an additional *n_padyam score* (c_{nd}) measuring completeness of poetry collections, thereby expanding the framework’s applicability to broader literary analysis tasks.

6 Results and Discussion

Our computational framework achieves strong performance across all proposed evaluation metrics, establishing the first quantitative benchmark for Telugu chandassu analysis. The algorithm attains an overall Chandassu Score of 91.73%, demonstrating robust metrical pattern recognition and validation capabilities. Individual metric performance reveals varying degrees of constraint satisfaction: structural metrics show exceptional accuracy with *n_aksharaalu score* of

Prosodic Class	c_{na}	c_{np}	c_{gk}	c_{yt}	c_{pr}	C
Vruttamu	99.43	99.94	93.78	81.38	96.12	94.13
Jaathi	-	100.00	92.85	73.94	90.78	89.39
Vupajaathi	-	99.91	94.12	78.21	-	90.75

Table 5: Performance evaluation by prosodic class (values in %)

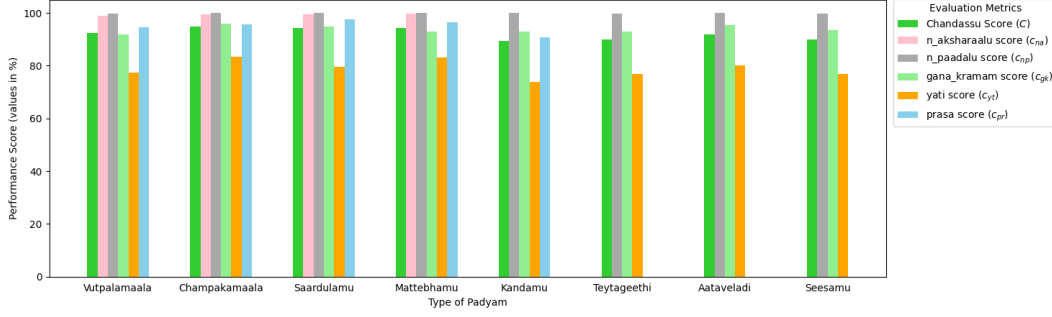


Figure 4: Performance evaluation across padyam types

99.43% and *n_paadalu* score of 99.93%, indicating near-perfect identification of syllabic count and line structure requirements. The *gana_kramam* score of 93.82% reflects strong ganam sequence matching, while the *prasa* score of 94.54% demonstrates effective alliteration pattern recognition. The *yati* score of 78.69% represents the most challenging constraint, reflecting the inherent complexity of caesura identification in traditional Telugu poetry.

Performance analysis across prosodic classes and padyam types, detailed in Table 5, 6 and Figure 3, 4 respectively, reveals systematic variations in metric performance. These variations reflect the differential constraint complexity inherent to each prosodic category: Jaathi and Vupajaathi classes lack aksharam count constraints (for the current types of padyams), while Vupajaathi additionally omits prasa requirements (for the current types of padyams), resulting in modified evaluation profiles for these categories. The class-wise and type-wise analysis provides insights into the algorithm’s effectiveness across the diverse landscape of Telugu metrical poetry and identifies specific areas for future algorithmic refinement.

7 Conclusion

This work introduces the first comprehensive computational framework for Telugu chandassu analysis, comprising four key contributions: a curated dataset of 4,651 LaghuvuGuruvu-annotated padyams, AksharamTokenizer for prosodic-aware tokenization, an algorithmic approach for automated metrical analysis, and Chandassu Score for quantitative evaluation. Our algorithm achieves a benchmark Chandassu Score of 91.73%, establishing foundational performance metrics for Telugu computational prosody. The framework addresses critical gaps in Telugu computational linguistics while providing essential resources for literary analysis, digital humanities research, and prosodic pattern recognition.

The proposed computational framework facilitates diverse applications across literary and linguistic research domains. Contemporary poets can leverage the system for real-time metrical validation during composition, while literary scholars gain quantitative tools for systematic analysis of historical poetry corpora. Computational linguists benefit from standardized resources for prosodic research, and educational institutions can integrate the framework into Telugu language pedagogy. Future work will extend the system to handle sandhi phenomena, enabling more sophisticated phonological analysis and broader applicability to classical Telugu texts.

Padyam Type	c_{na}	c_{np}	c_{gk}	c_{yt}	c_{pr}	C
Vutpalamaala	98.97	99.70	91.87	77.36	94.60	92.50
Champakamaala	99.54	100.00	96.02	83.48	95.69	94.95
Saardulamu	99.35	100.00	94.88	79.66	97.59	94.29
Mattebhamu	99.63	100.00	92.89	83.02	96.52	94.41
Kandamu	-	100.00	92.85	73.94	90.78	89.39
Teytageethi	-	99.85	92.85	76.81	-	89.84
Aataveladi	-	100.00	95.43	80.18	-	91.87
Seesamu	-	99.83	93.46	76.71	-	90.00

Table 6: Performance evaluation by padyam type (values in %)

8 Acknowledgements

We acknowledge Sesha Sai Vadapalli and Kalepu Nagabhushana Rao for their invaluable contributions in curating and maintaining the extensive Telugu literature collection on andhrabharati.com, which served as the primary data source for this research. We thank Appana Mohan Naga Phani Kumar for proofreading this article. We express sincere gratitude to our parents and family members for their continuous support throughout this work. This work was undertaken with the grace of Sri Ramalinga Chowdeswari Devi.

References

- [1] Meid'icherla Aan'janeiyamuurti. Chhan'doo vyaakarand-amu. *Digital Library Of India*, 1981.
- [2] Navarro-Colorado B. On poetic topic modeling: Extracting themes and motifs from a corpus of spanish poetry. *Frontiers in Digital Humanities*, 5:15, 2018.
- [3] Thomas Haider. Metrical tagging in the wild: Building and annotating poetry corpora with rhythmic features, 2021.
- [4] M.Humera Khanam I. Reddy Sekhar Reddy. Chandhassu recognizer for telugu poems. *International Journal of Computer Science and Information Technologies*, 7(3):1425–1434, 2016.
- [5] Divyanshu Kakwani, Anoop Kunchukuttan, Satish Golla, Gokul N.C., Avik Bhattacharyya, Mitesh M. Khapra, and Pratyush Kumar. IndicNLP Suite: Monolingual corpora, evaluation benchmarks and pre-trained multilingual language models for Indian languages. In Trevor Cohn, Yulan He, and Yang Liu, editors, *Findings of the Association for Computational Linguistics: EMNLP 2020*, pages 4948–4961, Online, November 2020. Association for Computational Linguistics.
- [6] N J Karthika, Maharaj Brahma, Rohit Saluja, Ganesh Ramakrishnan, and Maunendra Sankar Desarkar. Multilingual tokenization through the lens of indian languages: Challenges and insights, 2025.
- [7] Bhadriraju Krishnamurti. Telugu language. *Encyclopedia Britannica*, 2025.
- [8] Taku Kudo and John Richardson. SentencePiece: A simple and language independent subword tokenizer and detokenizer for neural text processing. In Eduardo Blanco and Wei Lu, editors, *Proceedings of the 2018 Conference on Empirical Methods in Natural Language Processing: System Demonstrations*, pages 66–71, Brussels, Belgium, November 2018. Association for Computational Linguistics.
- [9] Niklas Muennighoff, Thomas Wang, Lintang Sutawika, Adam Roberts, Stella Biderman, Teven Le Scao, M Saiful Bari, Sheng Shen, Zheng Xin Yong, Hailey Schoelkopf, Xiangru Tang, Dragomir Radev, Alham Fikri Aji, Khalid Almubarak, Samuel Albanie, Zaid Alyafeai, Albert Webson, Edward Raff, and Colin Raffel. Crosslingual generalization through multitask finetuning. In Anna Rogers, Jordan Boyd-Graber, and Naoaki Okazaki, editors, *Proceedings of the 61st Annual Meeting of the Association for Computational Linguistics (Volume 1: Long Papers)*, pages 15991–16111, Toronto, Canada, July 2023. Association for Computational Linguistics.
- [10] S Vijay Kumar Nelli Ramesh. Versemetrics: Telugu chandas analyzer with python. *International Journal of Scientific Research in Engineering and Management*, 8(11), 2024.
- [11] TVVV Prasad Raghu Korrapati. A natural language application to determine 'chandassu' (grammar) & predict the right word in telugu poetry. In *Allied Academies International Internet Conference*, volume 12, pages 70–76, 2010.
- [12] Meenakshi Lakshmanan Rama N. A computational algorithm for metrical classification of verse. *International Journal of Computer Science Issues*, 7(1):46–53, 2010.
- [13] Gajula Satyanarayana. Chandassu. *Telugu Vari Sampoorana Pedda Bala Siksha Part 2*, pages 243–248, 2019.
- [14] Guido Van Rossum and Fred L. Drake. *Python 3 Reference Manual*. CreateSpace, Scotts Valley, CA, 2009.
- [15] Yonghui Wu, Mike Schuster, Zhifeng Chen, Quoc V. Le, Mohammad Norouzi, Wolfgang Macherey, Maxim Krikun, Yuan Cao, Qin Gao, Klaus Macherey, Jeff Klingner, Apurva Shah, Melvin Johnson, Xiaobing Liu, Łukasz Kaiser, Stephan Gouws, Yoshikiyo Kato, Taku Kudo, Hideto Kazawa, Keith Stevens, George Kurian, Nishant Patil, Wei Wang, Cliff Young, Jason Smith, Jason Riesa, Alex Rudnick, Oriol Vinyals, Greg Corrado, Macduff Hughes, and Jeffrey Dean. Google's neural machine translation system: Bridging the gap between human and machine translation, 2016.