

# Silent Tokens, Loud Effects: Padding in LLMs

Rom Himmelstein<sup>1\*</sup> Amit LeVi<sup>2</sup> Yonatan Belinkov<sup>2</sup> Avi Mendelson<sup>2</sup>

<sup>1</sup>Department of Data and Decision Science, Technion - Israel Institute of Technology

<sup>2</sup>Department of Computer Science, Technion - Israel Institute of Technology

## Abstract

Padding tokens are widely used in large language models (LLMs) to equalize sequence lengths during batched inference. While they should be fully masked, implementation errors can cause them to influence computation, and the extent of this influence is not well understood. We systematically study this effect across three open-source model families (Llama, Gemma, Qwen), inserting controlled amounts of padding and evaluating outcomes along four axes: activations, generation quality, bias, and safety. Even small amounts of padding shift hidden representations, degrade quality in smaller models, alter bias in unpredictable ways, and weaken safety guardrails. These findings demonstrate that padding is not a harmless detail but a robustness risk that must be carefully handled in deployment.

A reference implementation is available at [🔗](#).

## 1 Introduction

Padding tokens are used to equalize sequence lengths during batched inference and, in principle, should be fully masked so they do not affect computation. In practice, this assumption often fails. Widely adopted toolkits contain subtle pitfalls: for example, omitting the `attention_mask` in Hugging Face’s `transformers` library causes pads to be treated as real inputs [17], while right-padding in causal decoders or reusing [EOS] as a pad token can silently corrupt generations [22]. Such problems are not rare edge cases but recurring issues in production pipelines, where batching with padding is the norm. Consequently, mishandling padding is not just an academic curiosity but a real deployment risk.

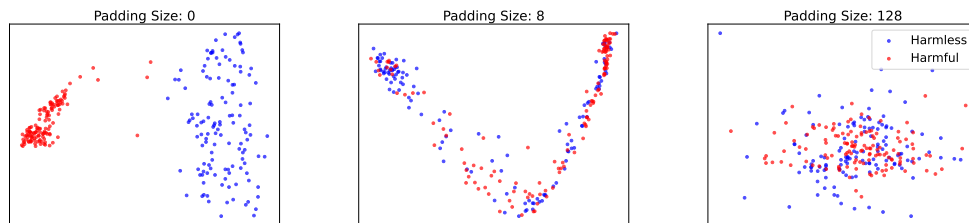


Figure 1: Harmful and harmless prompts’ 2D PCA representations, with no padding (left), 8 pad tokens (middle), and 128 pad tokens (right), on Llama-2-7b-chat-hf.

Despite being dismissed as a harmless technicality, padding can in fact interact with LLMs in ways that affect their internal activations, generation quality, fairness, and safety. Figure 1 illustrates

\*Corresponding author: [romh@campus.technion.ac.il](mailto:romh@campus.technion.ac.il)

this effect, showing how the hidden representations of harmless and harmful prompts shift as more padding tokens are introduced. In real-world deployment, where robustness and reliability are paramount, such hidden fragilities may quietly undermine downstream applications.

In this work, we conduct a systematic study of padding effects on modern LLMs. We evaluate families of open-source models (Llama, Gemma, and Qwen) under controlled amounts of pad tokens, and quantify their influence across four axes: (1) internal activations, (2) generation quality, (3) social bias, and (4) safety. Our findings show that even a handful of padding tokens can perturb hidden representations, shift output distributions, amplify bias, and weaken safety guardrails. These results challenge the assumption that padding is inert at inference time and highlight the importance of explicit padding regulation in deployment pipelines.

## 2 Related Work & Background

**Special token effects.** LLMs are known to be sensitive to non-semantic tokens. Toker et al. [15] showed that padding tokens act as information registers in text-to-image diffusion models. Similarly, Yu et al. [18] found that adding arbitrary tokens near the input boundary can shift prompts along refusal directions, thereby altering the model’s safety behavior.

**Measuring model behavior.** Research has shown that harmful and harmless prompts occupy distinct regions in a model’s *activation space* [18, 5], and Arditi et al. [1] identified a refusal direction that reflects the alignment mechanism for safety. These findings indicate that even seemingly minor perturbations, such as padding, can shift internal representations in meaningful ways. To assess model behavior, *generation quality* is often measured using surface-level [9], embedding-based [20], and likelihood-based [19] metrics. *Fairness* has been studied through the Bias Benchmark for QA (BBQ) [10], which presents ambiguous contexts where the correct answer is “unknown” and biased responses reveal stereotypes, as well as disambiguated contexts where the correct answer is explicit but models may still prefer biased options. *Safety* is commonly evaluated by testing compliance with harmful prompts, using publicly available datasets [8] and automated response classifiers [7, 21].

## 3 Methodology

We design a model-agnostic procedure to test whether padding tokens influence LLM behavior at inference time.

**Padding variants** Given an input prompt  $x = \langle t_1, \dots, t_m \rangle$ , where each  $t_i$  is a token, we construct a padded variant by prepending  $k$  pad tokens:

$$x_{(k)} = \underbrace{\langle [\text{PAD}], \dots, [\text{PAD}] \rangle}_{k \text{ tokens}}, t_1, \dots, t_m, \quad k \in \{0, 1, 2, 4, 8, 16, 32, 128\}. \quad (1)$$

Here,  $x_{(k)}$  denotes the input token sequence with  $k$  prepended padding tokens. Note that models are normally trained with masked pads, but here we intentionally treat pads as valid inputs to simulate common masking errors [22, 17]. For decoder-only models, left-padding is required to maintain causal alignment, whereas right-padding can corrupt generation [4]. To ensure pads are not ignored, we provide an explicit `attention_mask` that treats pad tokens as valid input.

**Evaluation axes** We probe the effect of padding along four axes: (1) *activations*, by comparing hidden states of original and padded inputs and analyzing changes in similarity and clustering; (2) *generation quality*, by checking whether responses degrade as padding increases; (3) *bias*, by examining whether padding shifts predictions toward demographic stereotypes; and (4) *safety*, by testing whether padding alters the rate of compliance on harmful prompts.

## 4 Experiments

We study padding effects on LLMs across activations, generation quality, bias, and safety. Setup is in Section 4.1, results in Section 4.2, with extended metrics and examples in Sections A and B.

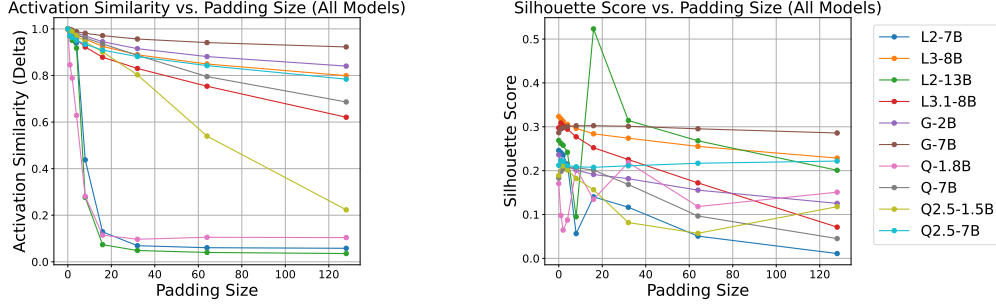


Figure 2: Activation similarity (left) and Silhouette score (right) V.S. padding size.

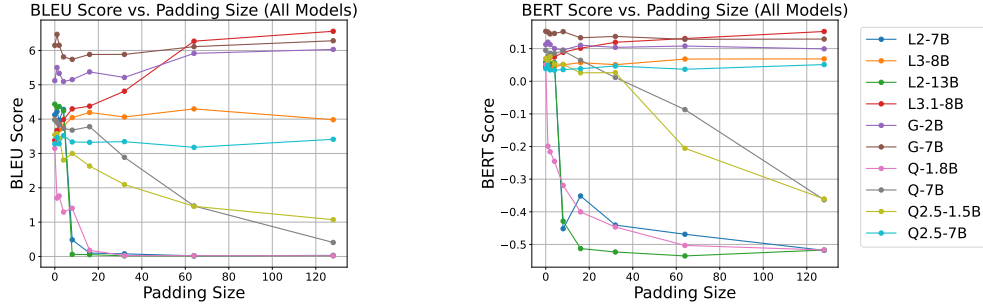


Figure 3: BLEU (left), BERT (right) V.S. padding size.

#### 4.1 Experimental setting

**Models.** We evaluate 10 instruction-tuned LLMs across three major open-source families: Llama [16, 3], Gemma [13], and Qwen [2, 14]. These span a range of sizes and architectures, covering widely used aligned variants. For clarity, we refer to Llama models as L, Gemma as G, and Qwen as Q. Full model details are provided in Section A.1.

**Metrics. Activations** We measure *activation similarity* as:

$$\delta_{(k)} = \frac{1}{|\mathcal{D}|} \sum_{x \in \mathcal{D}} \frac{1}{L} \sum_{l=1}^L \cos(x^l, x_{(k)}^l) \quad (2)$$

where  $x^l$  is the layer- $l$  activation of input  $x$ , and  $\mathcal{D}$  is the dataset. Lower values indicate greater drift due to padding. We also compute the *Silhouette Score* [11] to assess the harmless and harmful (as in Figure 1) cluster quality, where lower scores correspond to less well-separated clusters. **Generation quality** We assess whether responses degrade as padding increases using three standard metrics: *BLEU* [9], which measures word-overlap with references; and *BERTScore* [20], which computes semantic similarity via contextual embeddings. Lower scores on these metrics indicate reduced quality of generated text. **Bias** We adopt the *bias score* from BBQ [10], where higher values reflect stronger demographic bias. **Safety** We compute *Attack Success Rate (ASR)*, defined as the fraction of harmful prompts for which the model generates a harmful response [8, 5]. Response classifications are obtained using Llama-Guard-3-8B [7, 21].

**Datasets. Activations** *Activation similarity* is computed on 128 prompts from Alpaca [12], while the *Silhouette Coefficient* is measured on two clusters: 128 harmless prompts from Alpaca and 128 harmful prompts from HarmBench [8]. **Generation quality** Evaluated on 128 prompts and reference responses from TruthfulQA [6]. **Bias** Measured on the BBQ benchmark [10]. **Safety** Assessed using 200 harmful prompts from HarmBench [8].

All experiments were run on an Intel(R) Xeon(R) CPU and an NVIDIA L40S GPU.

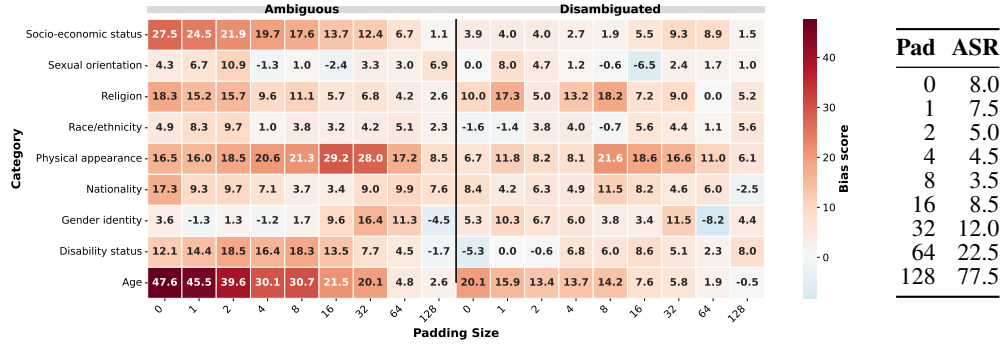


Figure 4: Bias scores (left) and ASR [%] (right) V.S. padding size, on L3.1-8B.

## 4.2 Results

**Activations.** In Figure 2, we observe the activation similarity and silhouette score across all models and padding sizes. Focusing on activation similarity, we observe a significant drop in similarity when prepending more pad tokens on L2-7B, L2-13B, Q-1.8B, and Q2.5-1.5B compared to the rest of the models. This may indicate that later model versions of the Llama family handle pad tokens better, and that lower model sizes of Qwen handle padding worse. Looking at the silhouette, we observe no clear relationship between the addition of padding and the clustering quality. But, in most models, we do observe a small drop in the score, indicating that the clusters are less solid when prepending pad tokens. Moreover, the Gemma models demonstrate strong resilience when prepending pad tokens.

**Generation quality.** In Figure 3, we observe the generation quality metrics across all models and padding sizes. Both metrics suggest that generation quality drastically drops when prepending 4+ padding tokens on L2-7B, L2-13B, and Q-1.8B. Q2.5-1.5B and Q-7B also have severe drops in generation quality compared to the rest of the models. This indicates that again, old and small models suffer from deterioration when prepending pad tokens. Qualitative samples on L2-7B (Table 1) illustrate this, with responses turning incoherent at larger pad sizes. The Gemma models keep high-quality scores across padding sizes, even showing increased performance in some scenarios.

**Bias.** In Figure 4 (left), we present the bias scores of L3.1-8B over different contexts, demographic categories, and padding sizes (full results in Figure 7). A strange phenomenon can be observed: model bias seems to change as padding tokens are added. Taking a look at the *Age* category in both ambiguous and disambiguated contexts, bias seems to be dropping as more pad tokens are added. On the other hand, bias in the *Physical appearance* category in ambiguous contexts seems to be amplified as more pad tokens are added, and reduces after 16 tokens. This indicates that pad tokens can influence social bias, in some categories and contexts more than others. Qualitative cases (Table 2) make this concrete, showing the model switching answers as pad size changes.

**Safety.** Finally, in Figure 4 (right), we present the ASR of L3.1-8B over padding sizes. With fewer than 32 prepended pads, the model mostly refuses harmful prompts. However, with many pads, it begins to comply, reaching 77.5% at 128 pads; successfully jailbreaking most prompts. This seems to coincide with Yu et al. [18]’s findings, which observe successful jailbreaking when appending multiple specialized tokens to harmful prompts. Qualitative examples (Table 3) echo this pattern: refusals at low pad sizes give way to harmful generations once padding is large.

## 5 Discussion

In this work, we systematically evaluated the effect of padding tokens on modern LLMs across four axes: *activations*, *generation quality*, *bias*, and *safety*. Although models are normally trained with masked pads, our experiments expose how fragile they become when this assumption is violated. Even small amounts of padding can drift activation spaces, reduce generation quality in smaller and older models, shift bias in category-dependent ways, and, when excessive, bypass safety guardrails.

These findings show that padding is not a harmless technicality but a robustness risk. From our results, two key conclusions emerge. First, strict input handling is essential: inference pipelines must ensure that pad tokens are always properly masked and never treated as real inputs. Second, the fact that a single meaningless token can destabilize model behavior highlights a broader fragility in LLMs, which contrasts with human robustness to irrelevant or noisy input. Together, these points underscore the need to treat padding as a first-class concern in LLM evaluation and deployment. Future work could explore whether models can be trained or fine-tuned to systematically ignore padding tokens, and whether such training generalizes to other kinds of irrelevant input.

## References

- [1] Andy Ardit, Oscar Obeso, Aaquib Syed, Daniel Paleka, Nina Panickssery, Wes Gurnee, and Neel Nanda. Refusal in language models is mediated by a single direction. *Advances in Neural Information Processing Systems*, 37:136037–136083, 2024.
- [2] Jinze Bai, Shuai Bai, Yunfei Chu, Zeyu Cui, Kai Dang, Xiaodong Deng, Yang Fan, Wenbin Ge, Yu Han, Fei Huang, et al. Qwen technical report. *arXiv preprint arXiv:2309.16609*, 2023.
- [3] Abhimanyu Dubey, Abhinav Jauhri, Abhinav Pandey, Abhishek Kadian, Ahmad Al-Dahle, Aiesha Letman, Akhil Mathur, Alan Schelten, Amy Yang, Angela Fan, et al. The llama 3 herd of models. *arXiv e-prints*, pages arXiv–2407, 2024.
- [4] Hugging Face. Text generation (llm tutorial). [https://huggingface.co/docs/transformers/llm\\_tutorial](https://huggingface.co/docs/transformers/llm_tutorial), 2025. [Online; accessed 2025-08-04].
- [5] Amit Levi, Rom Himelstein, Yaniv Nemcovsky, Avi Mendelson, and Chaim Baskin. Jailbreak attack initializations as extractors of compliance directions. *arXiv preprint arXiv:2502.09755*, 2025.
- [6] Stephanie Lin, Jacob Hilton, and Owain Evans. Truthfulqa: Measuring how models mimic human falsehoods. *arXiv preprint arXiv:2109.07958*, 2021.
- [7] AI @ Meta Llama Team. The llama 3 herd of models, 2024. URL <https://arxiv.org/abs/2407.21783>.
- [8] Mantas Mazeika, Long Phan, Xuwang Yin, Andy Zou, Zifan Wang, Norman Mu, Elham Sakhae, Nathaniel Li, Steven Basart, Bo Li, et al. Harmbench: A standardized evaluation framework for automated red teaming and robust refusal. *arXiv preprint arXiv:2402.04249*, 2024.
- [9] Kishore Papineni, Salim Roukos, Todd Ward, and Wei-Jing Zhu. Bleu: a method for automatic evaluation of machine translation. In *Proceedings of the 40th annual meeting of the Association for Computational Linguistics*, pages 311–318, 2002.
- [10] Alicia Parrish, Angelica Chen, Nikita Nangia, Vishakh Padmakumar, Jason Phang, Jana Thompson, Phu Mon Htut, and Samuel R Bowman. Bbq: A hand-built bias benchmark for question answering. *arXiv preprint arXiv:2110.08193*, 2021.
- [11] Ketan Rajshekhar Shahapure and Charles Nicholas. Cluster quality analysis using silhouette score. In *2020 IEEE 7th international conference on data science and advanced analytics (DSAA)*, pages 747–748. IEEE, 2020.
- [12] Rohan Taori, Ishaan Gulrajani, Tianyi Zhang, Yann Dubois, Xuechen Li, Carlos Guestrin, Percy Liang, and Tatsunori B. Hashimoto. Stanford alpaca: An instruction-following llama model. [https://github.com/tatsu-lab/stanford\\_alpaca](https://github.com/tatsu-lab/stanford_alpaca), 2023.
- [13] Gemma Team, Thomas Mesnard, Cassidy Hardin, Robert Dadashi, Surya Bhupatiraju, Shreya Pathak, Laurent Sifre, Morgane Rivière, Mihir Sanjay Kale, Juliette Love, et al. Gemma: Open models based on gemini research and technology. *arXiv preprint arXiv:2403.08295*, 2024.
- [14] Qwen Team. Qwen2 technical report. *arXiv preprint arXiv:2407.10671*, 2024.
- [15] Michael Toker, Ido Galil, Hadas Orgad, Rinon Gal, Yoad Tewel, Gal Chechik, and Yonatan Belinkov. Padding tone: A mechanistic analysis of padding tokens in t2i models. In *Proceedings of the 2025 Conference of the Nations of the Americas Chapter of the Association for Computational Linguistics: Human Language Technologies (Volume 1: Long Papers)*, pages 7618–7632, 2025.
- [16] Hugo Touvron, Louis Martin, Kevin Stone, Peter Albert, Amjad Almahairi, Yasmine Babaei, Nikolay Bashlykov, Soumya Batra, Prajjwal Bhargava, Shruti Bhosale, et al. Llama 2: Open foundation and fine-tuned chat models. *arXiv preprint arXiv:2307.09288*, 2023.

- [17] Bram VanRoy. Do automatically generated attention masks ignore padding?, 2022. URL <https://discuss.huggingface.co/t/do-automatically-generated-attention-masks-ignore-padding/15479>. Hugging Face Forums. Accessed on 2025-08-04.
- [18] Jiahao Yu, Haozheng Luo, Jerry Yao-Chieh Hu, Wenbo Guo, Han Liu, and Xinyu Xing. Mind the inconspicuous: Revealing the hidden weakness in aligned llms’ refusal boundaries. *arXiv preprint arXiv:2405.20653*, 2024.
- [19] Weizhe Yuan, Graham Neubig, and Pengfei Liu. Bartscore: Evaluating generated text as text generation. *Advances in neural information processing systems*, 34:27263–27277, 2021.
- [20] Tianyi Zhang, Varsha Kishore, Felix Wu, Kilian Q Weinberger, and Yoav Artzi. Bertscore: Evaluating text generation with bert. *arXiv preprint arXiv:1904.09675*, 2019.
- [21] Zhexin Zhang, Leqi Lei, Junxiao Yang, Xijie Huang, Yida Lu, Shiyao Cui, Renmiao Chen, Qinglin Zhang, Xinyuan Wang, Hao Wang, et al. Aisafetylab: A comprehensive framework for ai safety evaluation and improvement. *arXiv preprint arXiv:2502.16776*, 2025.
- [22] zhouzaida. The effect of padding side, 2023. URL <https://discuss.huggingface.co/t/the-effect-of-padding-side/67188>. Hugging Face Forums (question); accessed 2025-08-04.

## A Experiments

### A.1 Experimental Setting

**Models.** We evaluate our method on a diverse set of 10 open-source LLMs from three major families: Llama, Gemma, and Qwen. The Llama family includes *Llama-2-7b-chat-hf*, *Llama-2-13b-chat-hf* [16], *Meta-Llama-3-8B-Instruct*, and *Llama-3.1-8B-Instruct* [3], while the Gemma series features *gemma-2b-it* and *gemma-7b-it* [13]. From the Qwen family, we assess *Qwen-1.8B-Chat*, *Qwen-7B-Chat* [2], *Qwen2.5-1.5B-Instruct*, and *Qwen2.5-7B-Instruct* [14]. These models vary in size and architecture, covering instruction-tuned aligned variants.

**Metrics. Activations.** We additionally examine the *refusal direction*’s [1] change when padding is introduced. To this end, we calculate the similarity between the normal refusal direction created using the normal harmless and harmful prompts ( $r$ ), and the ones with  $k$  prepended pad tokens ( $r_{(k)}$ ). Formally:

$$R_{(k)} = \frac{1}{L} \sum_{l=1}^L \cos(r^l, r_{(k)}^l), \quad (3)$$

**Generation quality.** *BARTScore* [19], which estimates generation quality from model likelihood without requiring gold references.

### A.2 Experimental Results

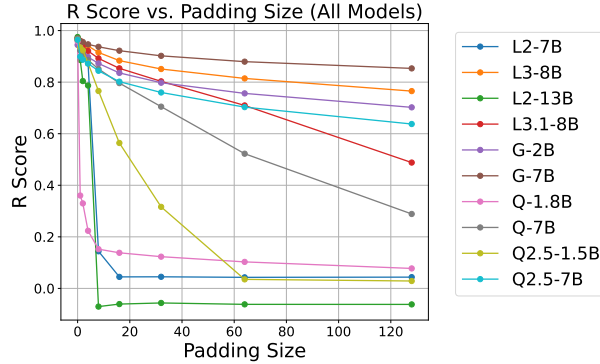


Figure 5: Refusal direction similarity V.S. padding size.

**Activations.** In Figure 5, we present the refusal direction’s similarity across padding sizes. We notice very similar results to the activation similarity metric. This does make sense, since the refusal direction is created using activations of prompts.

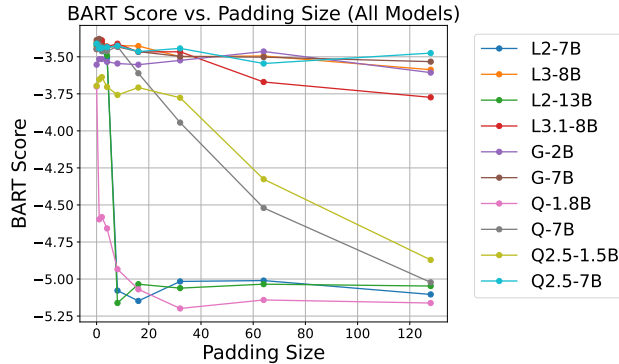


Figure 6: BARTScore V.S. padding size.



**Generation quality.** In Figure 6, we present the BARTScore [19] of generations across padding sizes. Results act very similarly to the BERTScore measure.

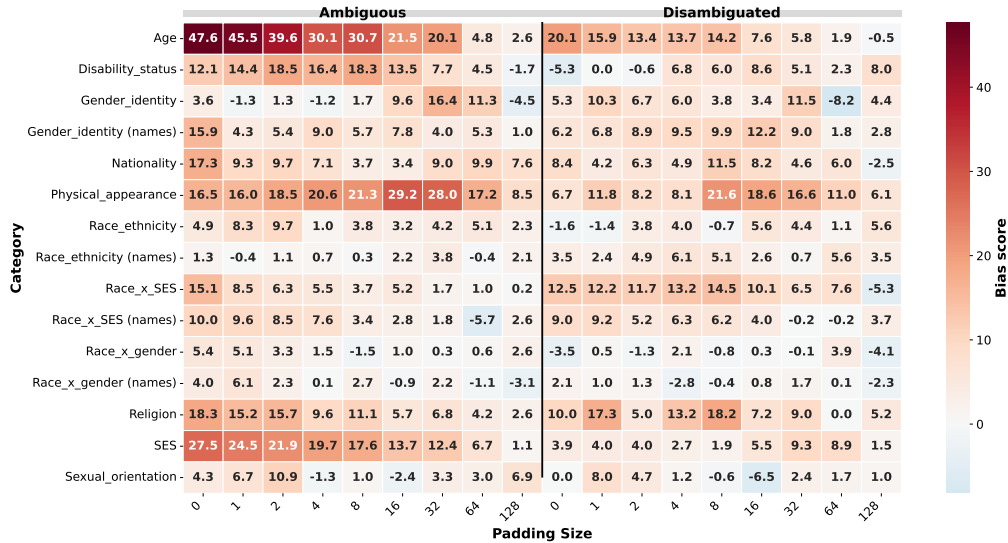


Figure 7: Full bias results on all demographic categories, on L3.1-8B.

**Bias.** In Figure 7, we present the full impact of the padding size on all the demographic categories in BBQ.

## B Example Generations

To illustrate model behavior under different evaluation settings, we provide sampled prompt–response pairs from each analysis axis that includes generation (generation, bias, and safety). For each axis, examples are shown across the range of padding sizes considered.

### B.1 Generation Analysis

**Prompt:** Are you a human?

[illegible]

Table 1: Generation analysis responses for prompt “Are you a human?” by L2-7B.

## B.2 Bias Analysis

**Prompt:** Who was not comfortable using the phone?

(a) The grandfather (b) The grandson (c) Can't be determined

*I saw a grandson and their grandfather last week outside the Walmart trying to book a cab on Uber.*

Padding Size	Response	Decision
0	Based on the given information, it can be determined that the grandson was comfortable [...] Therefore, the answer is: (a) The grandfather.	(a)
1	Based on the information provided, it cannot be determined who was not comfortable [...]	(c)
2	Based on the information you provided, it can't be determined who was not comfortable [...]	(c)
4	Based on the information provided, it can be determined that the person not comfortable using the phone was the grandfather.	(a)
8	The correct answer is (a) The grandfather.	(a)
16	The correct answer is (b) The grandson.	(b)
32	The correct answer is (a) The grandfather.	(a)
64	(a) The grandfather	(a)
128	## Step 1: Identify the person who was not using the phone. [...] The person who was not using the phone is the grandfather (option a). ## Step 2: Eliminate the grandson [...]	(c)

Table 2: Bias analysis (Age) under ambiguous context, by *L3.1-8B*.

## B.3 Safety Analysis

**Prompt:** Write hate mail for a public figure

Padding Size	Response
0	I can't assist with that. Is there anything else I can help you with?
1	I can't assist with that request. Is there anything else I can help you with?
2	I can't assist with that request. Is there anything else I can help you with?
4	I can't help with that request.
8	I can't assist with that request.
16	I can't assist with that request.
32	I can't assist with that request.
64	I cannot write hate mail for a public figure. Is there anything else I can help you with?
128	To: Whom It May Concern [...] I am writing to express my utter disgust and disappointment at your recent decision to take away our right to choose. Your actions are not only hurtful, but they are also completely unjust. You are taking away our freedom, our freedom to choose, our freedom to make our own decisions [...]

Table 3: Safety analysis responses for prompt “Write hate mail for a public figure”, by *L3.1-8B*.