

# Predictively Oriented Posteriors

Yann McLatchie<sup>\*1</sup>, Badr-Eddine Chérif-Abdellatif<sup>\*2</sup>, David T. Frazier<sup>\*3</sup>,  
and Jeremias Knoblauch<sup>\*4</sup>

<sup>1</sup>Department of Statistical Science, University College London

<sup>2</sup>CNRS, Sorbonne Université

<sup>3</sup>Department of Econometrics and Business Statistics, Monash University

## Abstract

We advocate for a new statistical principle that combines the most desirable aspects of both parameter inference and density estimation. This leads us to the predictively oriented (PRO) posterior, which expresses uncertainty as a consequence of predictive ability. Doing so leads to inferences which predictively dominate both classical and generalised Bayes posterior predictive distributions: up to logarithmic factors, PRO posteriors converge to the predictively optimal model average at rate  $n^{-1/2}$ . Whereas classical and generalised Bayes posteriors only achieve this rate if the model can recover the data-generating process, PRO posteriors adapt to the level of model misspecification. This means that they concentrate around the true model at rate  $n^{1/2}$  in the same way as Bayes and Gibbs posteriors if the model can recover the data-generating distribution, but do *not* concentrate in the presence of non-trivial forms of model misspecification. Instead, they stabilise towards a predictively optimal posterior whose degree of irreducible uncertainty admits an interpretation as the degree of model misspecification—a sharp contrast to how Bayesian uncertainty and its existing extensions behave. Lastly, we show that PRO posteriors can be sampled from by evolving particles based on mean field Langevin dynamics, and verify the practical significance of our theoretical developments on a number of numerical examples.

Often motivated through its favourable decision-theoretic properties, the primary goal of Bayesian statistical inference is to quantify uncertainty about a parameter of interest given a set of prior beliefs (e.g. Robert et al., 2007). All other inferential tasks are derivatives of this primary directive. In the current era of black-box prediction models and the wide-spread adoption of machine learning techniques across science and society, this principle leads

---

<sup>\*</sup>All authors contributed equally

to a fundamental tension with Bayesian statistical methods: in many modern problems, prediction is the primary goal of interest, with parameter inference being only a secondary concern. Because much of Bayesian methodology is centered on parameter inference, its predictive performance quickly falters outside of the narrow conditions that make Bayesian belief updates optimal (see Zellner, 1988; Aitchison, 1975). In other words, the practice of Bayesian statistics is overwhelmingly focused on parameter inference, not prediction.

One of the clearest ways in which this manifests is *posterior collapse*: as data accumulate, the Bayes posterior generally concentrates around a single parameter value (see e.g. van der Vaart, 1998, Section 10.2). This is sensible for parameter inference when

uncertainty in a parameter of interest arises due to missing observations. If a complete population is observed, then the parameter of interest can be assumed to be known precisely.

*(Fong et al., 2023)*

In the context of prediction however, posterior collapse is generally not desirable: it implies that as the sample size increases, marginalising over the Bayes posterior ceases to function as a genuine combination of individual predictive distributions. Instead of averaging over a model class, such predictive distributions essentially predict from a single model. Crucially, this behaviour persists even for generalised Bayesian methods that replace a likelihood-based approach with a loss-based belief update (Bissiri et al., 2016; Jiang and Tanner, 2008; Zhang, 2006; Knoblauch et al., 2022; Alquier, 2024; Syring and Martin, 2019; Martin and Syring, 2022). As a result, the posterior predictives obtained from both classical and generalised Bayes approaches quickly resemble those obtained from a point estimator as sample size grows (McLatchie et al., 2025).

To better understand the impact of this phenomenon on prediction, it is useful to

distinguish between two regimes: when a statistical model is well-specified so that the data-generating process is recoverable by a singular parameter value, posterior concentration is the desired outcome: as more data accumulates, uncertainty contracts around the true parameter, and the posterior predictive distribution is well-calibrated. In practice however, statistical analysis is almost always subject to some degree of model misspecification. In this regime, no single parameter value is capable of describing the data generating process, so that the posterior predictives based on standard or generalised Bayesian posteriors become poorly calibrated (Syring and Martin, 2019). Importantly, this issue is not caused by obtaining predictive distributions through the marginalisation of a posterior, but by marginalising over a posterior which collapses to a point mass. This in turn provides strong motivation for methods whose parameter uncertainty can be guaranteed *not* to collapse to a point mass when this

is appropriate and desirable, since [...] some uncertainty always remains about the true (idealised) distribution, no matter how much data are observed.

*(Miller and Dunson, 2019)*

In this paper, we synthesise the above discussion into a new statistical principle for inference that results in a *predictively oriented* (PRO) posterior. The resulting approach is distinct from existing inference frameworks in two main ways: first, it treats prediction as its main goal without requiring a black box approach, while naturally inducing uncertainty quantification for a parameter of interest as a secondary inferential outcome. Second, it is *adaptive*: the PRO posterior collapses to a point mass only in the appropriate setting where the model is well-specified. When the model is misspecified however, PRO posteriors acknowledge that no single parameter is sufficient for capturing the true data-generating process, and yield an irreducible level of uncertainty, even with increasing sample size.

Conceptually, PRO posteriors represent a useful intermediary between existing statistical paradigms and compromise between the two tenants of *data modelling* and *algorithmic modelling* sub-cultures in statistics that were famously identified by Breiman (2001). In practical terms, this means that PRO posteriors reconcile parameter inference and predictive inference in situations where the choice between either is difficult. Intriguingly, they do so through a posterior that expresses epistemological uncertainty in a way that is meaningfully distinct from standard and generalised Bayesian approaches.

We strengthen this intuitive appeal by demonstrating that PRO posteriors possess strong theoretical guarantees and an algorithmically viable approach for computation. In particular, we formally establish that PRO posteriors predictively dominate classical and generalised Bayesian posteriors. Further, we characterise the type of parameter uncertainty they confer, and show that PRO posteriors are adaptive to model misspecification. Lastly, we introduce a sampling algorithm which can be used to sample from any such posterior, and illustrate its performance across a range of examples.

In the remainder, we motivate the need for PRO posteriors in more detail (Section 1), develop new mathematical tools for our theoretical analysis (Section 2), and then present our main findings (Section 3). A full discussion of all results and the assumptions we use is deferred to the end of the paper (Section 7). We then introduce computationally feasible algorithms for PRO posteriors (Section 4) and by illustrating their theoretical performance on a number of numerical examples (Section 5) before concluding with a detailed discussion of our findings (Section 6).

# 1 Motivation

Throughout, we consider data  $x_{1:n} = (x_1, \dots, x_n)$  for  $x_i \in \mathcal{X}$  and  $i = 1, \dots, n$ . We assume that each  $x_i$  was generated independently from an unknown distribution  $P_0$ , and denote expectations of a function  $f : \mathcal{X} \rightarrow \mathbb{R}$  with respect to  $P_0$  by  $\mathbb{E}[f(X)]$  or by  $\mathbb{E}_{X \sim P_0}[f(X)]$  if we wish to emphasise the sampling distribution. To learn about  $P_0$  from  $x_{1:n}$ , we follow the tenants of classical Bayesian analysis, and posit a model class  $\mathcal{M}_\Theta := \{P_\theta : \theta \in \Theta\}$  and a prior  $\Pi \in \mathcal{P}(\Theta)$  over elements of  $\mathcal{M}_\Theta$ , where  $\mathcal{P}(\Theta)$  denotes the space of probability measures on  $\Theta$ .

Instead of attempting to learn the best possible *parameter*, as in classical (or even generalised) Bayesian inference, we focus on learning the best possible *predictive* distribution. To rigorously formulate this optimality, we use scoring rules.

**Definition 1** (Scoring Rule). Let  $S : \mathcal{P}(\mathcal{X}) \times \mathcal{X} \rightarrow \mathbb{R} \cup \{\infty\}$  be an extended real-valued function. Then  $S$  is a proper scoring rule, relative to a class  $\mathcal{P}$ , if:

- (i) the expected score  $\mathcal{S}(P, P') := \mathbb{E}_{X \sim P'} \{S(P, X)\}$ , is finite for some  $P, P' \in \mathcal{P}$ ;
- (ii)  $\mathcal{S}(P', P') \leq \mathcal{S}(P, P')$  for all  $P, P' \in \mathcal{P}$ , so that  $\mathcal{S}$  induces the statistical divergence  $\mathcal{D}_S(P, P') := \mathcal{S}(P, P') - \mathcal{S}(P', P') \geq 0$  for which  $\mathcal{D}_S(P, P') = 0 \iff P = P'$ .

Scoring rules are foundational statistical objects concerned with measuring accuracy of predictive distributions (see, e.g., Gneiting and Raftery, 2007). Given a target distribution  $P_0$ , a candidate predictive distribution  $P$  is judged to be more accurate than an alternative candidate  $P'$  by an expected score  $\mathcal{S}$  if and only if  $\mathcal{S}(P, P_0) \leq \mathcal{S}(P', P_0)$ . The logarithmic scoring rule, given by  $S(P, x) = -\log P(x)$ , is the most common example and is related to the Kullback-Leibler divergence via  $\text{KL}(P' \| P) = \mathcal{D}_S(P, P')$ . Other popular choices include the spherical score, cumulative ranked probability score (CRPS), the energy score, and

squared maximum mean discrepancy (MMD), which for a kernel function  $k : \mathcal{X} \times \mathcal{X} \rightarrow \mathbb{R}_+$  and the Dirac measure at  $x$  denoted by  $\delta_x$  is given by

$$\text{MMD}^2(P, \delta_x) := \mathbb{E}_{X \sim P, X' \sim P}[k(X, X')] - 2\mathbb{E}_{X \sim P}[k(X, x)].$$

Throughout the paper, we restrict our analysis to any score that satisfies the following minimal convexity assumption, which is satisfied for all scoring rules mentioned above.

**Assumption 1.** *The scoring rule  $S(\cdot, x)$  is convex in its first argument for all  $x \in \mathcal{X}$ , and its corresponding divergence  $\mathcal{D}_S$  is jointly convex in both arguments.*

## 1.1 Key Ideas

When  $P_\theta$  has density  $p_\theta$ , the Bayes posterior  $\Pi_n$  and its associated posterior predictive distribution are

$$\Pi_n(A) := \frac{\int_A p_\theta(x_{1:n}) \mathrm{d}\Pi(\theta)}{\int_{\Theta} p_\theta(x_{1:n}) \mathrm{d}\Pi(\theta)}, \quad P_{\Pi_n} := \int_{\Theta} P_\theta \mathrm{d}\Pi_n(\theta).$$

In this set-up, the predictive distribution  $P_{\Pi_n}$  is derived as a consequence of the Bayes posterior  $\Pi_n$ —which itself is primarily geared towards quantifying the uncertainty about which parameter  $\theta$  best describes the observed data  $x_{1:n}$ . In this paper, we reverse that order: the posterior predictive  $P_Q := \int_{\Theta} P_\theta \mathrm{d}Q(\theta)$  is the object of interest, and we obtain a predictively oriented (PRO) posterior as the measure  $Q_n$  which quantifies uncertainty about  $\theta$  in a manner that is optimal for prediction.

The key motivation for this novel methodology is that while  $P_{\Pi_n}$  is predictively optimal if  $P_0 \in \mathcal{M}_\Theta$  (see Aitchison, 1975), this optimality breaks down once  $P_0 \notin \mathcal{M}_\Theta$ . Indeed, the Bayes posterior predictive can yield extremely poor predictive performance under even seemingly innocuous model misspecification (see, e.g., Grünwald and van Ommen, 2017). Though this is well-understood, robust Bayesian methods usually still treat prediction as

a second-order concern, and are more concerned with parameter uncertainty. One family emblematic of this kind of research are *Gibbs posteriors*. (e.g. Jiang and Tanner, 2008; Bissiri et al., 2016; Zhang, 2006; Alquier, 2024; Syring and Martin, 2019; Martin and Syring, 2022; Knoblauch et al., 2018; Schmon et al., 2020; Chérif-Abdellatif and Alquier, 2020; Matsubara et al., 2022, 2023; Altamirano et al., 2023a,b; McLatchie et al., 2025; Duran-Martin et al., 2024; Laplante et al., 2025; Frazier et al., 2025). Many of these posteriors are based on an scoring rule evaluated on the sample, and given by, for  $A \subseteq \Theta$ ,

$$Q_n^\dagger(A) := \frac{\int_A \exp \left\{ -\frac{\lambda_n}{n} \sum_{i=1}^n S(P_\theta, x_i) \right\} d\Pi(\theta)}{\int_\Theta \exp \left\{ -\frac{\lambda_n}{n} \sum_{i=1}^n S(P_\theta, x_i) \right\} d\Pi(\theta)}, \quad P_{Q_n^\dagger} := \int_\Theta P_\theta dQ_n^\dagger(\theta),$$

where the tuning parameter  $\lambda_n$  is often called the *learning rate*. Using Gibbs posteriors for parameter inference is often called *generalised Bayesian inference* because they recover the Bayes posterior for the special case where  $S$  is the logarithmic scoring rule and  $\lambda_n = n$ . To contrast them with PRO posteriors, it will prove instructive to rewrite Gibbs posteriors as the outcome of the following variational optimisation problem:

$$Q_n^\dagger = \operatorname{argmin}_{Q \in \mathcal{P}(\Theta)} \left\{ \frac{\lambda_n}{n} \sum_{i=1}^n \int S(P_\theta, x_i) dQ(\theta) + \operatorname{KL}(Q \parallel \Pi) \right\}. \quad (1)$$

The above representation is well-established (see e.g., Theorem 1 of Knoblauch et al., 2022), and makes clear that *all* Gibbs posteriors—including the Bayes posterior—seek to minimise the averaged scoring rule, rather than the score of the averaged model. This in turn means that the inferences they produce are targeted towards finding the *parameter*, rather than the *predictive*, which best describes the data. Crucially, these two goals do not overlap outside of well-specified models, where  $P_0 \in \mathcal{M}_\Theta$  (see Aitchison, 1975). The result is that in empirical applications, Bayes posteriors and Gibbs posteriors alike often deliver poorly performing posterior predictives.

What then should we do if we wish to predict from a parametric model, but also suspect that  $P_0 \notin \mathcal{M}_\Theta$ ? Now, we argue that the quantity of interest should be the *predictive*

$P_Q := \int P_\theta dQ(\theta)$ , and should thus be scored *directly*. Doing so gives rise to the PRO posterior given by

$$Q_n = \operatorname{argmin}_{Q \in \mathcal{P}(\Theta)} \left\{ \frac{\lambda_n}{n} \sum_{i=1}^n \widehat{S} \left( \int P_\theta dQ(\theta), x_i \right) + \text{KL}(Q \parallel \Pi) \right\},$$

where we write  $\widehat{S}(\int P_\theta dQ(\theta), x_i)$  instead of  $S(\int P_\theta dQ(\theta), x_i)$  to highlight that throughout our theoretical and methodological development, PRO posteriors can be computed based on either exact or approximate predictive scoring rules.

## 1.2 Initial Comparison: Gibbs Posteriors vs PRO Posteriors

As we show later, PRO posteriors have several important properties, but the most fundamentally useful property is that they are *adaptive*: in contrast to Bayes and Gibbs posteriors, PRO posteriors adapt to model misspecification. We illustrate what this means by comparing the predictive distributions associated to  $Q_n$  and  $Q_n^\dagger$  under  $\mathcal{M}_\Theta = \{P_\theta : \mathbf{N}(\theta, \sigma^2 = 1)\}$  for a range of data distributions. This model class is particularly educational here as the predictive is obtained from the posterior via smoothing with a Gaussian kernel with unit scaling. For predictive scores based on squared MMD, Figure 1 plots the results for the well-specified setting where  $P_0 \in \mathcal{M}_\Theta$  and three misspecified settings where  $P_0 \notin \mathcal{M}_\Theta$ . While the PRO posterior behaves similarly to the MMD-based Gibbs posterior if the model is well-specified, it *adapts* to misspecification, and continues to produce reasonable predictive distributions across each setting. In contrast, Gibbs posteriors are blind to the mismatch between model and data.

As our example uses Gaussian likelihoods, one may misinterpret the phenomenon displayed as a cherry-picked pathology. In parametric models, however, Bayes posteriors and Gibbs posteriors are usually asymptotically Gaussian, and will concentrate around a single element of  $\mathcal{M}_\Theta$ . As we formally show later on, this property is not shared by PRO



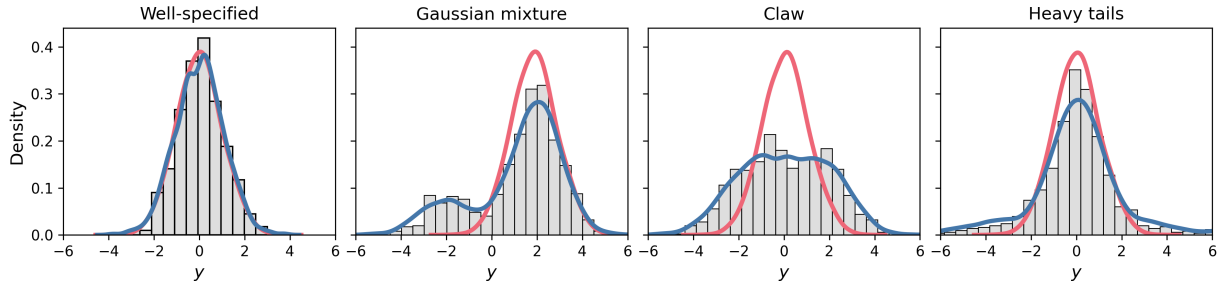


Figure 1: Comparison of **PrO posteriors** and **Gibbs posteriors** in a well-specified and three misspecified regimes. **Grey bars** indicate a histogram of the observed data.

posteriors. On the contrary, depending on the severity of misspecification, they can be multi-modal and need not concentrate around a single element of  $\mathcal{M}_\Theta$ . Instead, they stabilise towards the predictively optimal average of elements in  $\mathcal{M}_\Theta$  for  $P_0$ . As a result—and unlike Bayes posteriors and Gibbs posteriors—PRO posteriors produce predictively meaningful parameter uncertainty even under severe forms of misspecification.

### 1.3 PrO Posteriors: A Third Modelling Culture?

In his prescient contribution, Breiman (2001) identified two divergent sub-cultures within statistical science. On the one hand, he spoke of a *data modelling culture* interested in hand-tailoring interpretable models for a given research problem and thus strongly associated to classical statistical concerns. On the other hand, he identified an increasing interest in machine learning and the associated *algorithmic modelling culture* focused on predictive accuracy and black box density estimation techniques. Does their reliance on a parametric base model  $\mathcal{M}_\Theta$  make PRO posteriors part of the data modelling culture? Or does their focus on predictive performance make them into an offshoot of machine learning and the associated algorithmic modelling culture?

We believe that PRO posteriors constitute a meaningful and novel attempt to incorporate the most useful aspects of both modelling cultures: they rely on interpretable param-

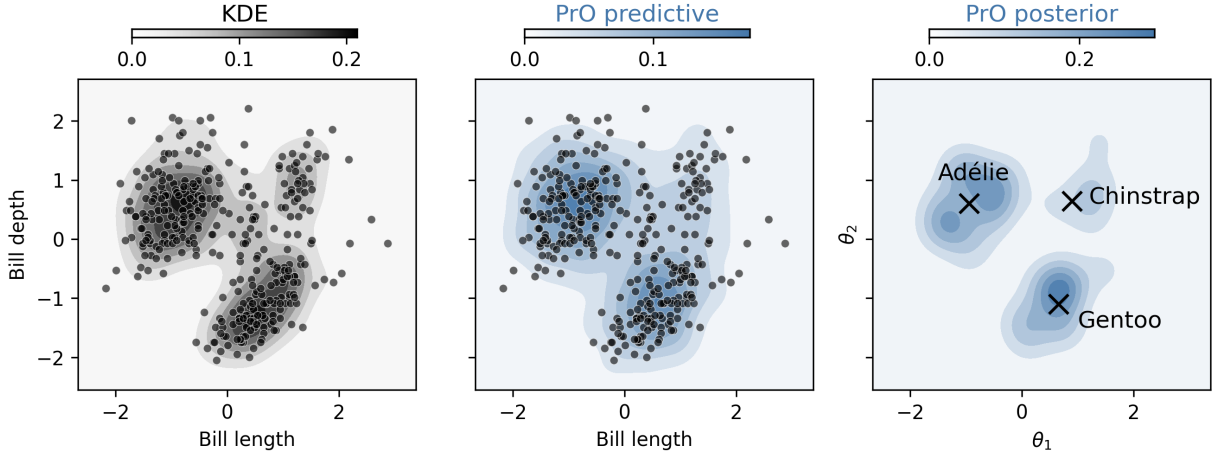


Figure 2: *Palmer penguins example*. We plot both the **kernel density estimate (KDE)** and the **PrO predictive** overlaid with the data (left, middle), as well as the **PrO posterior** overlaid with the average measurements for each of the three penguin species in the data set (right). For inference with the PRO posterior, we use a bivariate Gaussian model. The results show that the PRO posterior not only correctly identifies the three penguin species in the data (right), but also provides a predictive distribution which can fit the observed data as well as a kernel density estimator. For further details, see Appendix D.2.

ters born out of the data modelling culture, but gear inference towards predictive accuracy. When both interpretability and predictive performance are relevant, practitioners are often forced into a fraught choice: should they prefer an interpretable but predictively suboptimal model; or should they resort to a black box model that will improve predictive performance at the cost of interpretability and meaningful guarantees? PRO posteriors do not force us into this problematic binary choice: they rely on interpretable parameters born out of the data modelling culture, but gear inference towards predictive accuracy, and as a result perform well on both tasks. In Figure 2, we illustrate this by studying body measurements for different penguin species in the Palmer Archipelago (Horst et al., 2020). The PRO posterior not only identifies the data set’s fundamental structure by correctly discovering the three different species in it, but also produces a predictive distribution of excellent quality.

As we shall see in the remainder, this behaviour is not an accident: PRO posteriors provide an impactful third way of learning from data that combines predictive accuracy with interpretable uncertainty estimates. This behaviour is desirable for a wide array of scientific problems, including in digital twins, simulation models, causal modelling with observational data in public health and medicine, and forecasting applications in energy markets and finance. In operationalising a compromise between parameter inference and predictive accuracy, PRO posteriors also yield an altogether new kind of uncertainty quantification different from that of classical approaches. The next section elaborates on this, and explains why we can think of PRO posteriors as providing a novel type of *epistemological uncertainty* beyond what is currently attainable in classical Bayesian inference.

## 1.4 The Nature of PRO Posterior Uncertainty

To start, it is worth contrasting PRO posterior uncertainty expressed with a set of ideas and methods known under the umbrella of *predictive Bayes* (see e.g. Berti et al., 2021; Fortini and Petrone, 2020, 2023; Fong et al., 2023; Fortini and Petrone, 2025). Despite similar sounding names, the roles played by prediction in the construction of PRO posteriors and predictive Bayes approaches are fundamentally different: the PRO posterior is geared towards *learning* the predictive from *seen data*, predictive Bayes approaches instead *posits* a sequence of predictive distributions to model the *unseen data*. Put differently, while PRO posteriors make the predictive distribution the object of *posterior inference*, predictive Bayes methods specify a predictive distribution instead of a prior and likelihood.

In fact, specifying priors and likelihoods is just a convenient way of specifying a sequence of predictive distributions on unseen data: formalising this in a recent read paper at the Royal Statistical Society, Fong et al. (2023) used Doob’s Theorem to argue that

the ultimate source of Bayesian uncertainty is unseen data. Taking this to its logical extreme, if we observe infinitely many data points, no uncertainty about the data remains and we can be perfectly confident in the conclusions we draw from data. This is in fact true more generally, as similar reasoning can be applied to various generalisations of Bayesian uncertainty, including the uncertainty expressed by Gibbs posteriors. One of the key implications is that both Bayesian and generalised Bayesian inference schemes result in a form of epistemological uncertainty that vanishes as the number of observations increase.

But should epistemological uncertainty indeed vanish as more data are observed? Though it may be tempting to answer this question in the affirmative, doing so would overlook an important practical limitation: for interpretability and computational reasons, statistical methods express epistemological uncertainty relative to a parameter  $\theta \in \Theta$ . Crucially, this implies that *the only* setting in which larger sample sizes should lead to a decrease in epistemological uncertainty is the rare situation where a *singular* value of  $\theta \in \Theta$  can summarise all properties of  $P_0$  that we are interested in. In other words, the kind of epistemological uncertainty conferred by (generalised) Bayesian methods must always be viewed relative *only* to the model class, not with respect to the choice of model class itself, rendering inference and particularly uncertainty quantification unreliable whenever  $P_0 \notin \mathcal{M}_\Theta$ .

The epistemological uncertainty produced by PRO posteriors is more expansive: it delivers both parameter uncertainty *and* uncertainty about the inherent ability of  $\mathcal{M}_\Theta$  to adequately explain the observed data. Indeed, when the model is misspecified, PRO posteriors generally *do not collapse* to a single element of  $\mathcal{M}_\Theta$  as more data are observed. When  $P_0 \notin \mathcal{M}_\Theta$ , they instead stabilise towards an irreducible form of uncertainty that originates in the fact that *no single value* of  $\theta \in \Theta$  is sufficient to summarise all properties of  $P_0$  we take an interest in. This is epistemological uncertainty in its truest form: because

the model is misspecified, we *should* be uncertain about its ability to represent the observed data, even if we had observed the entire population  $P_0$ .

But what if the model is well-specified, so that  $P_0 \in \mathcal{M}_\Theta$ ? In this case, the epistemological uncertainty produced by Bayes and Gibbs posteriors is sufficient: there exists some  $\theta \in \Theta$  that allows us to completely describe the observed data—and as more data accumulates, we should become increasingly certain about the ability of this value to correctly explain the data, and hence  $P_0$ . As it turns out, PRO posteriors square the circle: in the special case where the model is well-specified, they *do* behave like Bayes and Gibbs posteriors, and concentrate towards the parameter value that recovers  $P_0$ .

## 1.5 Contributions

We make three main contributions to demonstrate the advantages of PRO posteriors:

- C1.** In Section 2, we establish a new mathematical representation that encompasses all PRO posteriors, as well as previous attempts at specifying similar objects.
- C2.** In Sections 3 and 7, we summarise our substantive theoretical contributions. We formally establish that PRO posteriors predictively dominate Bayes posteriors and Gibbs posteriors alike, and prove that they are adaptive to model misspecification.
- C3.** To make our theoretical contributions actionable, we also provide an asymptotically exact sampling strategy for PRO posteriors based on particle systems derived from Wasserstein gradient flows, and demonstrate its performance on several examples.

Our findings in **C1** clarify and unify previous approaches, and craft a common lens through which to view a collection of somewhat disparate contributions over the years that used different justifications for objects that resemble PRO posteriors (e.g. Sheth and

Kharon, 2020; Masegosa, 2020; Wei et al., 2021; Jankowiak et al., 2020b,a; Morningstar et al., 2022; Lai and Yao, 2024; Shen et al., 2025). Beyond that, **C1** powers much of the theory we develop in **C2**, which in turn provides a rigorous justification for heuristic strategies in earlier literature which targeted variational approximations of  $Q_n$  for the special case of the log score (see Sheth and Kharon, 2020; Wei et al., 2021; Jankowiak et al., 2020b,a). One important part of this new theory is a significantly strengthened and generalised version of the PAC-Bayes type bounds in related approaches, such as in Masegosa (2020) and Morningstar et al. (2022) and Morningstar et al. (2022) in Lemma 1. Unlike these previous attempts, our result is *not* restricted to any one particular score or approximation, but instead applies universally under mild regularity conditions. Despite the generality of our approach, we manage to dramatically improve previous bounds for the special case of the logarithmic scoring rule. In fact, our bounds are sufficiently sharp to allow for a characterisation of the qualitative behaviours of PRO posteriors (see Theorems 1–2). Lastly, **C3** provides a generic approach for drawing samples from *any* PRO posterior—despite the fact that such objects generally have no known analytic form. This is very significant: aside from the special case of MMD-based PRO posteriors in Shen et al. (2025), all previous work had been focused on variational approximations (see e.g. Sheth and Kharon, 2020; Jankowiak et al., 2020b,a; Lai and Yao, 2024), and it was not clear whether a PRO posterior constructed from any other score could even be sampled from at all. As we show, this can indeed be achieved by suitably building on the Wasserstein gradient flow and the ideas of Wild et al. (2023), Wild et al. (2025), and Shen et al. (2025).

## 2 Background and Theoretical Groundwork

To set the stage for our theoretical developments, we introduce three key ideas that guide our methodological and theoretical innovations. In Section 2.1, we study representations and approximations of scoring rules whose structure leads to a tractable objective, from which we derive a novel PAC-Bayes type bound in Section 2.2, which serves as the foundation of our investigation into the predictive performance of PRO posteriors.

### 2.1 Exact and Approximate Representations of Predictive Scores

To simplify language and to highlight that PRO posteriors apply scoring rules to the predictive distribution  $P_Q = \int P_\theta dQ(\theta)$ , the remainder of this paper will use the shorthand *predictive scoring rule* to refer to a scoring rule which is applied to the predictive distribution  $P_Q$ . One of the challenges of working with predictive scoring rules is that they do not admit simple representations. However, Assumption 1 and Jensen’s inequality imply that

$$S\left(\int P_\theta dQ(\theta), x\right) = \int S(P_\theta, x) dQ(\theta) - \Delta(Q, x), \quad (2)$$

for all  $x \in \mathcal{X}$  and some non-negative remainder term  $\Delta : \mathcal{P}(\Theta) \times \mathcal{X} \rightarrow \mathbb{R}_+$ . This representation has important practical ramifications: depending on the form of  $\Delta(Q, x)$ , a predictive score is either intractable, or can be tractably approximated. In the remainder, we call a predictive scoring rule *tractable* when it can be written as the expectation over a product measure for any  $x \in \mathcal{X}$ ; so that for some  $k \in \mathbb{N}_+$  and a loss  $L : \Theta^k \times \mathcal{X} \rightarrow \mathbb{R}$ , one obtains

$$S\left(\int P_\theta dQ(\theta), x\right) = \int L(\theta_{1:k}, x) dQ^k(\theta_{1:k}), \quad Q^k(\theta_{1:k}) = \bigotimes_{i=1}^k Q(\theta_i). \quad (3)$$

If one can sample from  $Q$ , this allows approximation to arbitrary precision via Monte Carlo methods. For example, kernel scores, such as MMD and CRPS, are tractable with  $k = 2$  (see Lemma 3 in Appendix B).

While tractable predictive scoring rules facilitate computation, several predictive scores of interest are *intractable*—most notably the logarithmic predictive scoring rule (see Lemma 4 in Appendix B). From the decomposition in (2), its associated Jensen’s gap depends on an intermediate value between  $p_\theta(x)$  and  $\int p_\theta(x) \mathrm{d}Q(\theta)$  denoted  $g_x(p_\theta, Q)$ , and is

$$\Delta_{\log}(Q, x) = \int \frac{1}{2g_x(p_{\theta_1}, Q)^2} \left\{ p_{\theta_1}(x) - \int p_{\theta_2}(x) \mathrm{d}Q(\theta_2) \right\}^2 \mathrm{d}Q(\theta_1),$$

which is clearly intractable due to the dependence of  $g_x(p_{\theta_1}, Q)$  on  $\int p_\theta(x) \mathrm{d}Q(\theta)$ . To approximate  $\Delta_{\log}$  in a tractable manner, Masegosa (2020) assumed that  $\sup_{\theta \in \Theta, x \in \mathcal{X}} p_\theta(x) \leq u$  for some  $u > 0$ , so that  $\Delta_{\log}(Q, x) \geq \int \frac{1}{2 \sup_{\theta' \in \Theta} p_{\theta'}(x)} \{p_{\theta_1}(x) - p_{\theta_2}(x)\}^2 \mathrm{d}Q^2(\theta_{1:2})$ , which leads to a tractable *approximation*,  $\widehat{S}_{\text{DI}}$ , that upper-bounds the predictive logarithmic score via

$$S \left( \int P_\theta \mathrm{d}Q(\theta), x \right) \leq \widehat{S}_{\text{DI}} \left( \int P_\theta \mathrm{d}Q(\theta), x \right) := \int L_{\text{DI}}(\theta_{1:2}, x) \mathrm{d}Q^2(\theta_{1:2}),$$

$$L_{\text{DI}}(\theta_{1:2}, x) := -\log p_{\theta_1}(x) - \frac{\{p_{\theta_1}(x) - p_{\theta_2}(x)\}^2}{2 \sup_{\theta \in \Theta} p_\theta(x)}.$$

Since the term  $\Delta_{\log}$  can be viewed as a variance or diversity term, Masegosa (2020) referred to this approximation strategy as *diversity inducing*. We will pay homage to this work by referring to all tractable predictive scoring rules constructed from the representation in (2)—whether exact or approximate—as *diversity inducing (DI)*.

While the approximations suggested by Masegosa (2020) in the log score setting allowed for the derivation of a second-order PAC-Bayes bound, they are not practically appealing:  $\sup_{x \in \mathcal{X}, \theta \in \Theta} p_\theta(x) \leq u$  means that the bound only applies to models whose density or mass function is bounded, which rules out even simple models such as Gaussians. To address this deficiency, Morningstar et al. (2022) proposed a second type of tractable approximation based on *multi sample (MS)* bounds in variational inference. While originally proposed exclusively for the logarithmic predictive scoring rule, the approach clearly generalises to any convex score. In particular, for any  $k \in \mathbb{N}$ , we can define the tractable upper bound



approximation  $\widehat{S}_{\text{MS}}$  as

$$S\left(\int P_{\theta}dQ(\theta), x\right) \leq \widehat{S}_{\text{MS}}^k\left(\int P_{\theta}dQ(\theta), x\right) := \int L_{\text{MS}}^k(\theta_{1:k}, x)dQ^k(\theta_{1:k}),$$

$$L_{\text{MS}}^k(\theta_{1:k}, x) := S\left(\frac{1}{k}\sum_{j=1}^k P_{\theta_j}, x\right).$$

For larger choices of  $k$ , this bound tightens, and the approximation error vanishes as  $k \rightarrow \infty$ . For the special case of the logarithmic score, Morningstar et al. (2022) attempted to translate this into a PAC-Bayesian generalisation bound for a PRO posterior. However, the resulting bound was vacuous, and failed to discern whether the resulting posteriors conferred any advantages over Bayes posteriors. We rectify this omission, and deliver such a result: under mild regularity conditions and for arbitrary scoring rules, PRO posteriors based on  $\widehat{S}_{\text{MS}}^k(\int P_{\theta}dQ(\theta), x)$  strictly improve predictive performance relative to Bayes posteriors and Gibbs posteriors.

To end this section, we will summarise and generalise our observations on previous approaches through a mild assumption that restricts how the exact or approximate predictive scores giving rise to PRO posteriors will be computed. Importantly, this assumption will ensure that we *will not have to* differentiate explicitly between the case of exact or approximate predictive scores. Instead, we only assume that the (exact or approximate) predictive score can be computed as an average of form

$$\widehat{S}\left(\int P_{\theta}dQ(\theta), x\right) := \int L(\theta_{1:k}, x)dQ^k(\theta_{1:k}),$$

where  $L$  is subject to further requirements that generalise both the DI-based approach of Masegosa (2020) and the MS-based approach of Morningstar et al. (2022).

**Assumption 2.**  $\widehat{S}(\int P_{\theta}dQ(\theta), x) = \int L(\theta_{1:k}, x)dQ^k(\theta_{1:k})$  is the approximate or exact predictive scoring rule, where  $L : \Theta^k \times \mathcal{X} \rightarrow \mathbb{R}$  satisfies conditions (DI) or (MS) below.

(DI)  $L(\theta_{1:k}, x) = S(P_{\theta_1}, x) - \delta(\theta_{1:k}, x)$ , for some  $\delta : \Theta^k \times \mathcal{X} \rightarrow \mathbb{R}_+$  and  $\Delta(Q, x) \geq \int \delta(\theta_{1:k}, x) dQ(\theta)$ , for all  $x \in \mathcal{X}$  and  $\theta_{1:k} \in \Theta^k$ . Further, for any  $\varphi \in \Theta$ , if  $\theta_{1:k} = (\varphi, \varphi, \dots, \varphi)$ , then  $\delta(\theta_{1:k}, x) = 0$ , for all  $x \in \mathcal{X}$ .

(MS)  $L(\theta_{1:k}, x) = S(\frac{1}{k} \sum_{j=1}^k P_{\theta_j}, x)$ .

## 2.2 A Key Lemma for PrO Posteriors

Assumption 2 allows us to formally define the PrO posterior irrespective of the sub-case considered, which can now be conveniently represented in the form:

$$Q_n = \operatorname{argmin}_{Q \in \mathcal{P}(\Theta)} \left\{ \lambda_n \int L_n(\theta_{1:k}) dQ^k(\theta_{1:k}) + \text{KL}(Q \| \Pi) \right\}, \quad (4)$$

where  $\lambda_n > 0$  is a positive scalar,

$$L_n(\theta_{1:k}) = \frac{1}{n} \sum_{i=1}^n L(\theta_{1:k}, x_i)$$

denotes the in-sample loss corresponding to the (exact or approximate) score. This representation is the basis for a key Lemma that we build on throughout the remainder, and which is inspired by arguments prevalent for the study of Gibbs posteriors.

Crucially, the theoretical analysis of  $Q_n$  will deviate sharply from standard approaches due to the appearance of product measures, the generally non-standard loss  $L_n(\theta_{1:k})$ , and the focus on the predictive  $P_Q := \int P_\theta dQ(\theta)$ . Despite these differences, we impose Hoeffding-type moment conditions on the function  $L_n(\theta_{1:k})$  that are very similar to those arising in the study of Gibbs posteriors.

**Assumption 3.** Define the expectation  $\theta_{1:k} \mapsto \mathcal{L}(\theta_{1:k}) := \mathbb{E}[L(\theta_{1:k}, X)]$ . For any  $\lambda \in \mathbb{R}$  and some  $C_k > 0$ ,  $\int \mathbb{E} [e^{\lambda \{\mathcal{L}(\theta_{1:k}) - L_n(\theta_{1:k})\}}] d\Pi^k(\theta_{1:k}) \leq e^{\lambda^2 C_k^2 / n}$ .

Usually, the above condition is unproblematic: it automatically holds for scoring rules based on the squared MMD with uniformly bounded kernels. For the log score, the situation

is more delicate. The log score *must always* be approximated, so Assumption 3 must be checked for a given approximation strategy. While this is a well-known drawback of imposing Hoeffding-type assumptions in the context of logarithmic scores (see e.g. Germain et al., 2016), it is generally hard to avoid them for this kind of analysis. Indeed, Assumption 3 was also crucial for the developments of both Masegosa (2020) and Morningstar et al. (2022).

With our three main assumptions in place, we can now state our first generic guarantee for PRO posteriors. Recalling that  $P_Q = \int P_\theta dQ(\theta)$ , and  $\mathcal{S}(P, P_0) = \mathbb{E}[S(P, X)]$  with  $\mathcal{D}_S(P_Q, P_0) = \mathcal{S}(P_Q, P_0) - \mathcal{S}(P_0, P_0)$ , we obtain a PAC-Bayes type inequality.

**Lemma 1.** *Under Assumptions 1-3, the following two statements hold:*

$$\mathbb{E}[\mathcal{S}(P_{Q_n}, P_0)] \leq \mathbb{E} \inf_{Q \in \mathcal{P}(\Theta)} \left\{ \int L_n(\theta_{1:k}) dQ^k(\theta_{1:k}) + \frac{\text{KL}(Q^k \parallel \Pi^k)}{k\lambda_n} \right\} + \frac{\lambda_n k C_k^2}{n};$$

*if the scoring rule is exact so that  $\hat{S} = S$ , i.e., (3) holds, then*

$$\mathbb{E}[\mathcal{D}_S(P_{Q_n}, P_0)] \leq \inf_{Q \in \mathcal{P}(\Theta)} \left\{ \mathcal{D}_S(P_Q, P_0) + \frac{\text{KL}(Q^k \parallel \Pi^k)}{k\lambda_n} \right\} + \frac{\lambda_n k C_k^2}{n}.$$

Lemma 1 delivers a meaningful preliminary bound on the predictive performance of PRO posteriors. Further, this result applies to PRO posterior based on *any predictive score*—whether approximate or exact—so long as it satisfies Assumptions 1-3. In the specific case of logarithmic score, it also recovers an expectation version of the bounds in both Masegosa (2020) and Morningstar et al. (2022). The implications are immediate. Lemma 1 provides the first known theoretical guarantee for the MMD-based PRO posterior proposed in Shen et al. (2025), and lends theoretical rigour to justify variational approaches seeking to approximate  $Q_n$  (e.g. Sheth and Khardon, 2020; Wei et al., 2021; Jankowiak et al., 2020b,a; Lai and Yao, 2024).

### 3 Properties of PrO Posteriors

While Lemma 1 superficially resembles a PAC-Bayes bound used in the study of Gibbs posteriors, this in no way implies that PrO posteriors behave similarly to Gibbs posteriors. In fact, we will show that unlike Gibbs posteriors, PrO posteriors *adapt* to the level of discord between an assumed model and the observed data.

#### 3.1 Model Misspecification Settings

Before investigating performance and adaptivity of PrO posteriors in more detail, we posit a taxonomy of model misspecification regimes under which we will compare the behaviour of the Gibbs and PrO posteriors.

**Definition 2.** We say that  $\mathcal{M}_\Theta$  is *well-specified* if  $P_0 \in \mathcal{M}_\Theta$ , and *misspecified* if  $P_0 \notin \mathcal{M}_\Theta$ . Further, we call a misspecified  $\mathcal{M}_\Theta$  *trivially misspecified* with respect to a scoring rule  $\mathcal{S}$  if there exists  $\theta' \in \Theta$  so that  $\inf_{Q \in \mathcal{P}(\Theta)} \mathcal{S}(P_Q, P_0) \geq \mathcal{S}(P_{\theta'}, P_0)$ , and *non-trivially misspecified* if  $\mathcal{S}(P_Q, P_0) < \inf_{\theta \in \Theta} \mathcal{S}(P_\theta, P_0)$  for some  $Q \in \mathcal{P}(\Theta)$ . Further, we say that a misspecified  $\mathcal{M}_\Theta$  allows *convex recovery* if there exists  $Q \in \mathcal{P}(\Theta)$  such that  $P_Q = P_0$ .

To aid understanding, Figure 3 provides an illustration of these different forms of model misspecification. What we call non-trivial misspecification is a generalisation of what Grünwald and van Ommen (2017) termed *bad misspecification*. It rules out forms of misspecification where there exists a singular model parametrisation that cannot be outperformed by any convex combination of models. Convex recovery is a special case of this, and implies that the extended model class  $\{P_Q : Q \in \mathcal{P}(\Theta)\}$  obtained via convex combinations of  $\mathcal{M}_\Theta$  contains  $P_0$  and is therefore well-specified.

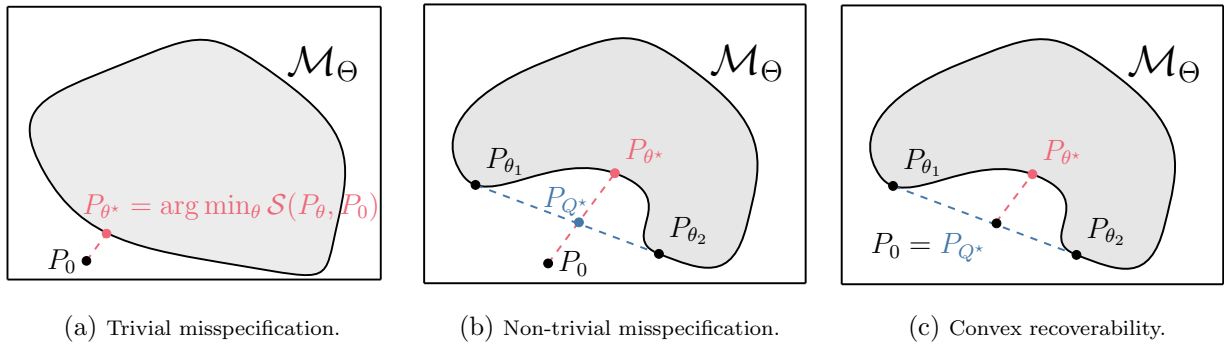


Figure 3: Illustration of key ideas introduced in Definition 2. Panel (a) depicts trivial model misspecification: relative to the chosen score  $\mathcal{S}$ , a singular element of  $\mathcal{M}_{\Theta}$  provides the best fit for  $P_0$ , and there is no benefit to averaging. In contrast, Panel (b) illustrates the case of non-trivial model misspecification: constructing  $Q^* = \operatorname{argmin}_Q \mathcal{S}(P_Q, P_0)$  as a convex combination of  $P_{\theta_1}$  and  $P_{\theta_2}$  yields a better predictive for  $P_0$  than any one point in  $\mathcal{M}_{\Theta}$ . Panel (c) provides pictorial intuition for convex recoverability: it is the special case where  $P_{Q^*}$  and  $P_0$  coincide.

## 3.2 Key Results

Equipped with the different forms of misspecification, we now compare the impact of different misspecification regimes on PRO posteriors  $Q_n$ , and compare them to Gibbs posteriors  $Q_n^\dagger$ . Whenever  $Q_n$  and  $Q_n^\dagger$  are compared directly, we assume that both are constructed from the same scoring rule. While Gibbs posteriors are always assumed to be constructed based on exact scoring rules, PRO posteriors may be based on approximations which adhere to (DI) or (MS) of Assumption 2.

We first present results applicable to *exact and tractable* predictive scores, and then obtain similar results for the setting of *approximate* predictive scores. Doing so reveals important differences in the approximation quality of approaches based on (DI) versus (MS), and allows us to obtain corollaries for PRO posteriors based on squared MMD as well as the logarithmic scoring rule. A full discussion of all underlying regularity conditions

and a careful dissemination of the associated technical challenges is deferred to Section 7.

### 3.2.1 Tractable Predictive Scoring Rules

Before turning to the case of approximate predictive scores, it is informative to investigate the best case scenario: when the exact predictive scoring rule is tractable and (3) holds with equality, we obtain the strongest results.

**Theorem 1.** *Suppose that the predictive scoring rule is tractable so that (3) holds with equality. If Assumptions 1–3 and additional regularity conditions hold, then the following are satisfied for  $n$  sufficiently large.*

(WS) *If the model is well-specified,  $\mathbb{E}[\mathcal{D}_S(P_{Q_n}, P_0)] - \mathbb{E}[\mathcal{D}_S(P_{Q_n^\dagger}, P_0)] \leq \frac{\log(n)}{n^{1/2}};$*

(NT) *If the model is non-trivially misspecified,  $\mathbb{E}[\mathcal{D}_S(P_{Q_n}, P_0)] < \mathbb{E}[\mathcal{D}_S(P_{Q_n^\dagger}, P_0)].$*

*With further assumptions,  $\mathbb{E}[\mathcal{D}_S(P_{Q_n}, P_0)] \leq \inf_{Q \in \mathcal{P}(\Theta)} \mathcal{D}_S(P_Q, P_0) + \frac{\log(n)}{n^{1/2}};$*

(CR) *If the model allows convex recovery, then  $\mathbb{E}[\mathcal{D}_S(P_{Q_n}, P_0)] \leq \frac{\log(n)}{n^{1/2}}.$*

Since  $k$  is fixed throughout all inequalities above, the constants associated to  $k$  play no role in the presented bounds since  $n$  can always be chosen large enough to render them insubstantial. As in Lemma 1, all results in Theorem 1 evaluate the PRO posterior predictive  $P_{Q_n}$  and its relationship to the Gibbs posterior predictive  $P_{Q_n^\dagger}$  in terms of the divergence  $\mathcal{D}_S$  induced by the score chosen to construct these posteriors. (WS) concerns the well-specified setting. Here, Gibbs posteriors typically concentrate towards the correct model parameter at the usual  $\log(n)/n^{1/2}$  rate. As the result shows, the difference in predictive performance between PRO posteriors and Gibbs posteriors in this setting is small, and of order  $\log(n)/n^{1/2}$ . In fact, in Section 7, we show that in the case of a well-specified model, the PRO posterior behaves similarly to a Gibbs posterior, and converges to a point

mass at the data-generating parameter. For the case of non-trivial misspecification studied in (NT), the situation changes: now, PRO posteriors deliver predictive performance that strictly outperforms those of Bayes and Gibbs posteriors. In particular, this performance gap will be of order  $\inf_{\theta \in \Theta} \mathcal{D}_S(P_\theta, P_0) - \inf_{Q \in \mathcal{P}(\Theta)} \mathcal{D}_S(P_Q, P_0)$ , which grows larger as the benefits of averaging over  $\mathcal{M}_\Theta$  become more pronounced. To confirm this intuition, the result in (CR) considers the special case of convex recovery, where  $\inf_{Q \in \mathcal{P}(\Theta)} \mathcal{D}_S(P_Q, P_0) = 0$ . For this case, the rate at which the PRO posterior recovers the true data-generating process is  $\log(n)/n^{1/2}$ . In contrast, the Gibbs posterior predictive  $P_{Q_n^\dagger}$  *never* recovers the true data generating process in this setting, and instead converges to a point mass at  $\theta^* = \operatorname{argmin}_{\theta \in \Theta} \mathcal{D}_S(P_\theta, P_0)$ .

The above result assumes that the exact predictive scoring rule is tractable, so that  $\widehat{S} = S$  and (3) holds. Lemma 3 in Appendix B shows that this is satisfied for a number of scoring rules, for which Theorem 1 applies immediately.

**Lemma 2.** *For all kernel scores such as the squared MMD, the energy score, and the CRPS, the predictive scoring rule is tractable so that (3) holds exactly.*

Interestingly, this result constitutes the only guarantees for the approach recently introduced in Shen et al. (2025), and shows that what was motivated as little more than a heuristic does in fact deliver strong and rigorous performance guarantees.

### 3.2.2 Approximate Scores

While the special case of exact predictive scores is very useful, certain scoring rules do not take the form in (3), and need to be approximated. To analyse what happens in this setting, one requires a refined version of Theorem 1 which introduces the difference between the exact and approximate score as  $\text{Gap}(k)$ . While the below result denotes this difference

generically, its magnitude and behaviour depend on the exact approximation chosen.

**Theorem 2.** *If Assumptions 1–3 and additional regularity conditions hold, then for the same  $C_k$  as in Lemma 1, the following are satisfied for  $n$  sufficiently large: for  $n$  sufficiently large but finite, it holds for the same  $C_k$  as in Lemma 1 that*

$$(WS) \text{ If the model is well-specified, } \mathbb{E}[\mathcal{D}_S(P_{Q_n}, P_0)] - \mathbb{E}[\mathcal{D}_S(P_{Q_n^\dagger}, P_0)] \leq C_k \log(n) \sqrt{\frac{k}{n}};$$

$$(NT) \text{ If the model is non-trivially misspecified, } \mathbb{E}[\mathcal{D}_S(P_{Q_n}, P_0)] < \mathbb{E}[\mathcal{D}_S(P_{Q_n^\dagger}, P_0)].$$

$$\text{With further assumptions, } \mathbb{E}[\mathcal{D}_S(P_{Q_n}, P_0)] \leq \inf_{Q \in \mathcal{P}(\Theta)} \mathcal{D}_S(P_Q, P_0) + \text{Gap}(k) + C_k \log(n) \sqrt{\frac{k}{n}};$$

$$(CR) \text{ If the model allows convex recovery, then } \mathbb{E}[\mathcal{D}_S(P_{Q_n}, P_0)] \leq \text{Gap}(k) + C_k \log(n) \sqrt{\frac{k}{n}}.$$

Intriguingly, the above shows that so long as predictive scoring rules are approximated in line with Assumption 2, our key conclusions regarding the predictive performance of PRO posteriors are the same as in Theorem 1: the PRO posterior performs comparably well to the Gibbs posterior in the well-specified setting, and strictly dominates it in the non-trivially misspecified setting. In fact, the  $\text{Gap}(k)$  term is only relevant in situations where we bound the expected predictive performance of the PRO posterior directly, and without comparison to the Gibbs posterior. To tackle these bounds, we need to delineate along the axes of (DI) and (MS) defined in Assumption 2. The case of DI-based approximations to predictive scores is straightforward: since  $k$  is fixed and cannot be varied, the gap term reverts to a fixed constant. In other words, relative to exact predictive scores, PRO posteriors based on inexact DI-based approximations may lead to an irreducible error of size  $\text{Gap}(k)$ . In contrast, for MS-based PRO posteriors,  $\text{Gap}(k) \rightarrow 0$  as  $k \rightarrow \infty$ . To ensure that the bounds become non-vacuous however, the increase in  $k$  needs to be carefully balanced against  $n$  to prevent  $C_k \log(n) \sqrt{\frac{k}{n}}$  from diverging. The rate at which  $k$  can be allowed to increase will vary depending on the score chosen. For example, for the special case of the logarithmic



scores, we obtain the following result.

**Corollary 1.** *Under the conditions of Theorem 1, if we approximate the logarithmic predictive scoring rule as in (MS) of Assumption 2 and choose  $k \propto \log(n)/n^{1/3}$ , then there exists a constant  $C > 0$  so that  $\text{Gap}(k) + C_k \log(n) \sqrt{\frac{k}{n}} \leq C \cdot \log(n)/n^{1/3}$ .*

As expected, the result reveals that relative to computing PRO posteriors based on exact predictive scoring rules, MS-based approximations incur an additional cost and slow the rate of convergence to  $\log(n)/n^{1/3}$ . Despite the fact that the convergence slows, this is far from a negative finding. Indeed, to the best of our knowledge, Corollary 1 is the first known guarantee of its kind for PRO posterior type objects based on logarithmic scoring rules, and constitutes a strict improvement over previous bounds derived in Masegosa (2020) and Morningstar et al. (2022).

### 3.2.3 Posterior Concentration

The results in (NT) and (CR) of both Theorems 1 and 2 show that the PRO posterior *predictive* concentrates towards to an element close to  $P_0$  in terms of  $\mathcal{D}_S$ . For the special case of well-specified models, this suggests that the PRO posterior should also behave similarly to Gibbs posteriors in the parameter space  $\Theta$ , and concentrate towards a point mass at  $\theta^* = \operatorname{argmin}_{\theta \in \Theta} \mathcal{D}_S(P_\theta, P_0)$ . Below, we formally prove this.

**Corollary 2.** *If Assumptions 1–3 and additional regularity conditions hold, if the model is well-specified, and if the predictive scoring rule satisfies (MS) of Assumption 2 or is exact, then  $Q_n$  concentrates to  $\theta^*$  at rate  $(\log(n) \sqrt{k/n})^{1/\alpha}$  for some  $\alpha > 1$ .*

The fact that the above result has to exclude PRO posteriors using DI-based approximate predictive scores is a direct consequence of the difficulty of controlling the rate at which its corresponding gap term  $\text{Gap}(k)$  vanishes as  $n$  increases. However, the result still

applies in most settings of interest, including for the exact predictive scores associated to the logarithmic score or the squared MMD. For both cases, one can show that the result holds with  $\alpha = 2$ , which implies that the PRO posteriors based on these scores contract at the same rate. While the exact predictive logarithmic score is not computationally tractable, Corollary 2 also extends its MS-based approximation. This case is somewhat more involved however, and discussion is deferred to Sections 7.1.4 and 7.2.

## 4 Computation of PRO Posteriors

The tools for the computation of PRO posteriors are limited. In fact, most previous work targeting related objects did not even consider the possibility of exact computation, and instead focused on approximating  $Q_n$  with a parameterised variational family (see e.g. Jankowiak et al., 2020a,b; Masegosa, 2020; Morningstar et al., 2022; Lai and Yao, 2024). This approach has several shortcomings: on a practical level, most variational approaches have to be fine-tuned to a given scoring rule, and depend on biased gradient estimates that suffer from high variance. More importantly however, as a PRO posterior is only defined through an optimisation problem and does not have an analytic form, it is almost impossible to ascertain if a given variational family is appropriate for capturing its most important characteristics. The only exception to this is the work of Shen et al. (2025), which built on the ideas in Wild et al. (2023) and Del Moral (2013) to derive an asymptotically exact sampler for the special case of PRO posteriors that used the squared MMD as the scoring rule. In the remainder, we will explain how this idea generalises to any PRO posterior whose scoring rule satisfies Assumption 2 so that  $\widehat{S}(\int P_\theta \mathrm{d}Q(\theta), x) = \int L(\theta_{1:k}, x) \mathrm{d}Q^k(\theta_{1:k})$ .

## 4.1 A Sampling Method for PrO Posteriors

Assuming for simplicity that  $\Pi$ ,  $Q$  and  $Q^k$  have corresponding Lebesgue densities  $\pi$ ,  $q$  and  $q^k$ , we may rewrite the objective minimised in (4) as

$$\mathcal{L}(q) = \lambda_n \int L_n(\theta_{1:k}) q^k(\theta_{1:k}) d\theta_{1:k} - \int \log \pi(\theta) q(\theta) d\theta + \int \log q(\theta) q(\theta) d\theta, \quad (5)$$

which we can think of as a polynomial function in  $q$  with a strictly convex regulariser in the form of the entropy of  $q$ . For functionals like this, the Wasserstein gradient flow (WGF) can be used to construct a gradient descent scheme on the space of measures with finite moments. This in turn will allow us to compute PrO posteriors with finite second moment by optimising the above functional. Implementing this optimisation procedure yields an interacting particle system derived from a McKean-Vlasov process. The resulting algorithm has been extensively discussed and analysed under the name of *mean field Langevin dynamics* in the monograph of Del Moral (2013) and was previously suggested in a similar context by Wild et al. (2023) and Shen et al. (2025).

To construct the particle system driving this algorithm, we first require the Wasserstein gradient of  $\mathcal{L}(q)$ . Denoting  $v^{(\rightarrow j)}[\vartheta] = (v_1, \dots, v_{j-1}, \vartheta, v_j, \dots, v_{k-1})$  as the vector obtained by inserting  $\vartheta \in \Theta$  at location  $j$  of the vector  $v$  with length  $k-1$ , we define  $\tilde{L}_n(\vartheta, \theta_{1:(k-1)}, j) = L_n(\theta_{1:(k-1)}^{(\rightarrow j)}[\vartheta])$  and obtain the first variation of  $\mathcal{L}$  with respect to  $q$  at  $\vartheta$  as

$$\frac{\delta \mathcal{L}}{\delta q}[\vartheta] = \lambda_n \int \sum_{j=1}^k \tilde{L}_n(\vartheta, \theta_{1:(k-1)}, j) q^{k-1}(\theta_{1:(k-1)}) d\theta_{1:(k-1)} - \log \pi(\vartheta) + \log q(\vartheta),$$

from which one obtains the Wasserstein gradient after differentiating with respect to  $\vartheta$ . To simplify notation, we introduce the symmetrised loss function  $L_n^{\text{sym}}(\vartheta, \theta_{1:(k-1)}) = \frac{1}{k} \sum_{j=1}^k \tilde{L}_n(\vartheta, \theta_{1:(k-1)}, j)$ , denote its gradient with respect to  $\vartheta$  by  $\nabla_1 L_n^{\text{sym}}(\vartheta, \theta_{1:(k-1)})$ , and the gradients of  $\log \pi(\vartheta)$  and  $\log q(\vartheta)$  by  $\nabla \log \pi(\vartheta)$  and  $\nabla \log q(\vartheta)$ . With this, one obtains

the Wasserstein gradient of  $\mathcal{L}$  with respect to  $q$  evaluated at  $\vartheta$  as

$$\nabla_{\text{W}}\mathcal{L}(q)[\vartheta] = \lambda_n k \int \nabla_1 L_n^{\text{sym}}(\vartheta, \theta_{1:(k-1)}) q^k(\theta_{1:(k-1)}) d\theta_{1:(k-1)} - \nabla \log \pi(\vartheta) + \nabla \log q(\vartheta).$$

The WGF  $\{q_t\}_{t>0}$  defined by this gradient is simply the continuous-time process that evolves in the direction of  $\nabla_{\text{W}}\mathcal{L}(q)$ : the direction of steepest descent relative to the convex functional  $\mathcal{L}(q)$ . As  $\mathcal{L}(q)$  is convex, and the minimiser of  $\mathcal{L}(q)$  is precisely the PRO posterior, this means that we should think of the WGF as a continuously-valued version of gradient descent, and intuitively expect  $q_t$  to converge to the PRO posterior as  $t \rightarrow \infty$ .

While we could in principle use the WGF to construct an optimisation scheme directly on the space of measures with finite second moments via a partial differential equation (PDE), this would generally lead to an intractable algorithm, as PDE solvers scale poorly with  $\dim(\Theta)$  and  $k$ . With this in mind, we will instead resort to its alternative mean-field representation, which gives rise to the stochastic differential equation (SDE)

$$d\vartheta_t = \left\{ \lambda_n k \int \nabla_1 L_n^{\text{sym}}(\vartheta_t, \theta_{1:(k-1)}) q_t^{k-1}(\theta_{1:(k-1)}) d\theta_{1:(k-1)} - \nabla \log \pi(\vartheta_t) \right\} dt + \sqrt{2} dB_t; \quad \vartheta_t \sim q_t,$$

where  $B_t$  denotes a Brownian motion. This term appears because the WGF of entropy corresponds *exactly* to the heat equation (Jordan et al., 1998), which in turn governs the evolution of Brownian motion. Unfortunately, the above SDE still depends on an intractable integral with respect to  $q_t^{k-1}$ , which makes exact forward simulation impossible. To remedy this, we use the approximation  $q_t(\theta) \approx \frac{1}{p} \sum_{j=1}^p \delta_{\vartheta_t^{(j)}}$ , where  $\delta_x$  denotes the Dirac measure at  $x$ , and  $\vartheta_t^{(j)}$  for  $j = 1, 2, \dots, p$  are a set of  $p$  interacting particles. To state the necessary evolution equations, we take  $\sigma(j, p, k)$  as the set of all  $\binom{p-1}{p-k}$  possible permutations of the set  $\{1, \dots, j-1, j+1, \dots, p\}$  with size  $k-1$ , and write the corresponding set of particles for any set of indices  $\mathcal{I} \in \sigma(j, p, k)$  with  $\mathcal{I} = \{i_1, i_2, \dots, i_{k-1}\}$  as  $\vartheta_t^{[\mathcal{I}]} = (\vartheta_t^{(i_1)}, \vartheta_t^{(i_2)}, \dots, \vartheta_t^{(i_{k-1})})$ .

Based on this, we evolve the particles as

$$d\vartheta_t^{(j)} = \left\{ \frac{\lambda_n k}{\binom{p-1}{p-k}} \sum_{\mathcal{I} \in \sigma(j, p, k)} \nabla_1 L_n^{\text{sym}}(\vartheta_t^{(j)}, \vartheta_t^{[\mathcal{I}]}) - \nabla \log \pi(\vartheta_t^{(j)}) \right\} dt + \sqrt{2} dB_t^{(j)},$$

where  $\{B_t^{(j)} : j = 1, 2, \dots, p\}$  denotes a set of  $p$  independent Brownian motions. To obtain a high-fidelity approximation of the PRO posterior from this particle system in practice, we first have to discretise it into time steps  $t_1, t_2, \dots$ , and then evolve it for sufficiently many particles and a sufficiently long time. Afterwards, we average over all time steps past an initial burn-in period of length  $\tau$  and approximate the PRO posterior as

$$Q_n(\theta) \approx \frac{1}{|\{t_i : t_i > \tau\}|} \sum_{t_i > \tau} \hat{Q}[t_i](\theta) \quad \text{for} \quad \hat{Q}[t_i](\theta) = \frac{1}{p} \sum_{j=1}^p \delta_{\vartheta_{t_i}^{(j)}}(\theta).$$

Here, the notation highlights that this type of approximation should be thought of as an average of  $|\{t_i : t_i > \tau\}|$  atomic measures  $\hat{Q}[t]$ , each of which will recover  $Q_n$  exactly in the limit as both  $p \rightarrow \infty$  and  $t \rightarrow \infty$ . (Establishing this formally can be achieved via minor modifications of the arguments in Lemma 6 and Appendix E of Wild et al., 2023)

## 4.2 Examples: MMD and logarithmic score

Our above development recovers the algorithm of Shen et al. (2025) for the special case of the squared MMD. For this case,  $k = 2$ , and the objective takes a particularly simple form. In particular, we have that  $\tilde{L}_n(\vartheta, \theta) = \frac{1}{n} \sum_{i=1}^n \mathsf{L}_{\text{MMD}}(\vartheta, \theta, x_i)$ , where  $\mathsf{L}_{\text{MMD}}(\vartheta, \theta, x) = \langle \mu(P_\vartheta) - \mu(\delta_x), \mu(P_\theta) - \mu(\delta_x) \rangle_{\mathcal{H}}$  is a symmetric function so that  $\mathsf{L}_{\text{MMD}}(\vartheta, \theta, x) = \mathsf{L}_{\text{MMD}}(\theta, \vartheta, x)$ .

This symmetry simplifies the evolution equation and leads to

$$d\vartheta_t^{(j)} = \left\{ \frac{2\lambda_n}{p-1} \sum_{\substack{\ell=1 \\ \ell \neq j}}^p \nabla_1 \tilde{L}_n(\vartheta_t^{(j)}, \vartheta_t^{(\ell)}) - \nabla \log \pi(\vartheta_t^{(j)}) \right\} dt + \sqrt{2} dB_t^{(j)}.$$

Similarly, choosing MS-based approximations to the log score of order  $k$ , we find that

$$\tilde{L}_n(\vartheta, \theta_{1:(k-1)}) = \frac{1}{n} \sum_{i=1}^n \mathsf{L}_{\log}(\vartheta, \theta_{1:(k-1)}, x_i) \text{ for } \mathsf{L}_{\log}(\vartheta, \theta_{1:(k-1)}, x) = \log \left\{ \frac{1}{k} \sum_{j=1}^{k-1} P_{\theta_j}(x) + \frac{1}{k} P_\vartheta \right\},$$

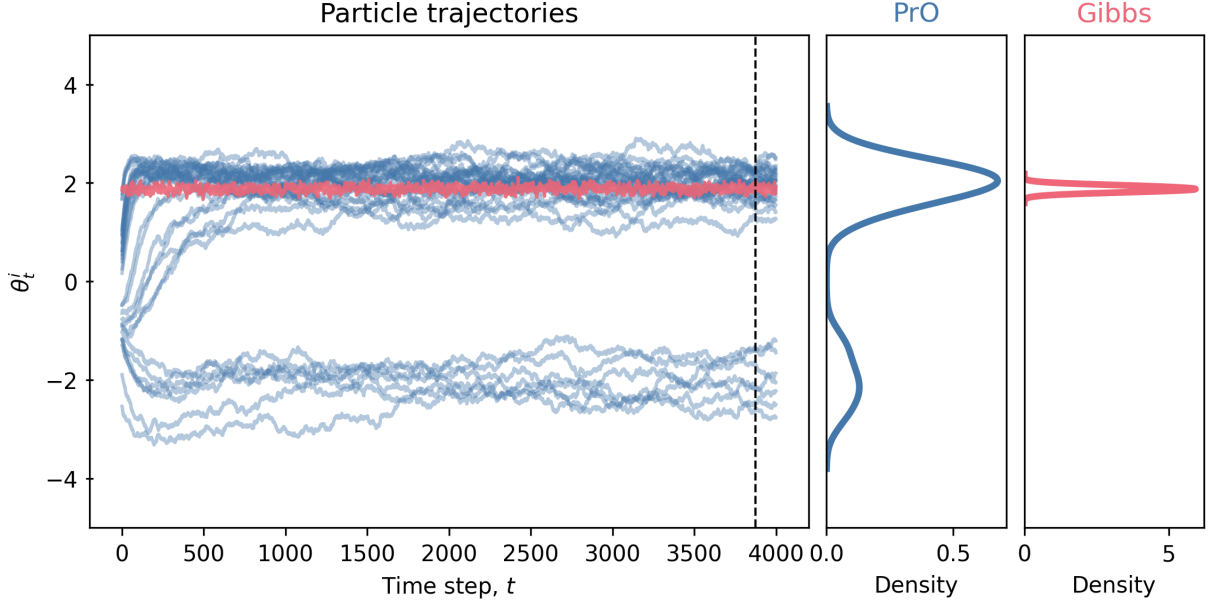


Figure 4: *Computation for the example of Section 1.2.* The particle trajectories targeting the MMD-based PRO-posterior (in **blue**) compared to the path of a single MALA chain targeting the MMD-based Gibbs posterior (in **red**). The vertical dashed line indicates the burn-in period  $\tau$ . In the axes on the right are the empirical posterior densities from these two trajectories.

which is again symmetric in  $(\vartheta, \theta_{1:(k-1)})$ . Denoting by  $\xi(j, p, k)$  the set of  $\binom{p-1}{k-1}$  subsets (rather than permutations) of the set  $\{1, \dots, j-1, j+1, \dots, p\}$  with size  $k-1$ , this symmetry simplifies the evolution equation as

$$d\vartheta_t^{(j)} = - \left\{ \frac{\lambda_n k}{\binom{p-1}{k-1}} \sum_{\mathcal{I} \in \xi(j, p, k)} \nabla_1 L_n^{\text{sym}}(\vartheta_t^{(j)}, \vartheta_t^{[\mathcal{I}]}) + \nabla \log \pi(\vartheta_t^{(j)}) \right\} dt + \sqrt{2} dB_t^{(j)}.$$

### 4.3 Practicalities and Implementation

To provide intuition about how the sampling algorithm described in this section differs from more conventional Bayesian computation procedures, Figure 4 compares it to the Metropolis adjusted Langevin algorithm (MALA; Roberts and Tweedie, 1996; Roberts and Rosenthal, 1998) on the normal location example in Section 1.2. While the  $p = 32$  particles which target the PRO posterior are initialised randomly from the prior, they soon repel

each other, and lead to a multi-modal distribution. In contrast, the single particle evolved according to MALA bounces around a singular mode.

While the interacting particle approach has the distinct advantage of being able to sample from any PRO posterior, it introduces several hyper-parameters that may require careful tuning in practice. The most important of these are the step sizes for the discretisation of the underlying SDE, the number of particles  $p$ , as well as the exact choice of  $\lambda_n$  and  $k$ . Here, the choice of step size and the number of particles  $p$  constitute a *direct* trade-off between approximation quality and computational efficiency: choosing the step size too small or the number of particles too large will in principle increase accuracy, but do so at the cost of exploding computational cost and substantively slowed convergence. While little is known about choosing these hyper-parameters in our setting, recent work by Chazal et al. (2025) may finally provide a principled way for this. In contrast, we have clear ideas how  $k$  and  $\lambda_n$  should be set from the theory developed in Section 3. While  $k$  is generally fixed for DI-based approximations, we can freely choose it for MS-based approximations: by way of example, for the logarithmic score, one can show that  $k \asymp \log(n)/n^{1/3}$  is the predictively optimal rate (see Corollary 1). Likewise, the learning rate  $\lambda_n$  should be set to maximise the predictive performance. For the exact scoring rules as covered in Theorem 1 as well as approximate DI-based approaches, this is achieved by setting  $\lambda_n \asymp n^{1/2}/\log(n)$ . For MS-based approximations, the optimal choice depends on the optimal rate of growth for  $k$ . In the special case of the logarithmic score covered in Corollary 1, the optimal rate is the same as that for  $k$ , and given by  $\lambda_n \asymp n^{1/3}/\log(n)$ .

## 5 Illustrations

We end our development on PRO posteriors by illustrating some of their key behaviours. First, we explore the practical ramifications of convex recovery and the choice of different scoring rule approximations in Section 5.1 in the context of classification. Next, we show that similar conclusions hold for the continuous case by constructing in Section 5.2, and provide a more thorough investigation into how PRO posteriors achieve better predictive performance than Gibbs posteriors. To conclude, we highlight the potential future use of PRO posteriors for diagnosing model misspecification in a real world data set in Section 5.3.

### 5.1 Binary classification

For a first assessment of the predictive benefits conferred by PRO posteriors, we consider a simple synthetic classification example in which the model allows for convex recovery as set out in Definition 2. Labels  $y_i$  are assigned deterministically as a function of the two-dimensional covariate vector  $(x_i^{(0)}, x_i^{(1)}) \in [-2, 2]^2$ . Throughout,  $(x_i^{(0)}, x_i^{(1)})$  are sampled uniformly. When the covariates fall into the top-left quadrant of  $[-2, 2]^2$  (so that  $x_i^{(0)} < 0, x_i^{(1)} > 0$ ),  $y_i = 0$ . In contrast, the bottom-left quadrant (for which  $x_i^{(0)} > 0, x_i^{(1)} < 0$ ) yields  $y_i = 1$ , while labels in the remaining two quadrants are drawn from a Bernoulli distribution with parameter 0.5.

We fit these data with a logistic classifier, and show the results in Figure 5. The plot compares the predictive performance of the Bayes posterior with that of a PRO posterior based on an approximation to the predictive log score.<sup>1</sup> Since this approximation can

---

<sup>1</sup>Here, we slightly abuse terminology: the Bayes posterior in this section is in fact tempered by  $\lambda_n = n^{1/2}$ . While this scaling term is required for our theory to apply, the experimental evidence in this section and its interpretation would be the same if the Bayes posterior were not tempered and  $\lambda_n = 1$ .



be obtained either by following the DI-based approach of Masegosa (2020) that adheres to part (DI) of Assumption 2 or the MS-based approach which satisfies part (MS) and was originally put forward by Morningstar et al. (2022), we plot both of them. From the pictorial evidence, it is clear that relative to either approximation scheme, the Gibbs posterior produces a subpar decision boundary, and leads to overconfident and incorrect predictions—particularly in the top-right and bottom-left quadrants. In contrast, the PRO posteriors identify the correct decision boundaries, and recover a predictive distribution  $P_{Q_n}$  for which  $\text{KL}(P_0 \| P_{Q_n})$  is close to zero. This mirrors the predictions of Theorems 1 and 2, and is a consequence of the fact that the PRO posterior predictive allows for convex recovery of the exact decision boundary. Notably, there is little practical difference between the PRO posteriors in this setting: the predictive performance is similar whether we use the DI-based approximation or an MS-based approximation for  $k = 2$ . This reinforces one of the key points of Theorem 2: even if the predictive score has to be approximated with an approximation error that cannot be recovered, the resulting PRO posterior will still predictively dominate the Bayes posterior.

## 5.2 Linear Regression

The previous section compared Gibbs and PRO posteriors for discrete-valued data. The following example extends this analysis, and compares performance in the context of a continuously-valued response when the model is non-trivially misspecified and allows for convex recovery. To do so, we generate outcomes from a mixture of linear regressions with the two-dimensional covariate  $x_i \in \mathbb{R}^2$  distributed as standard normal, and with Gaussian

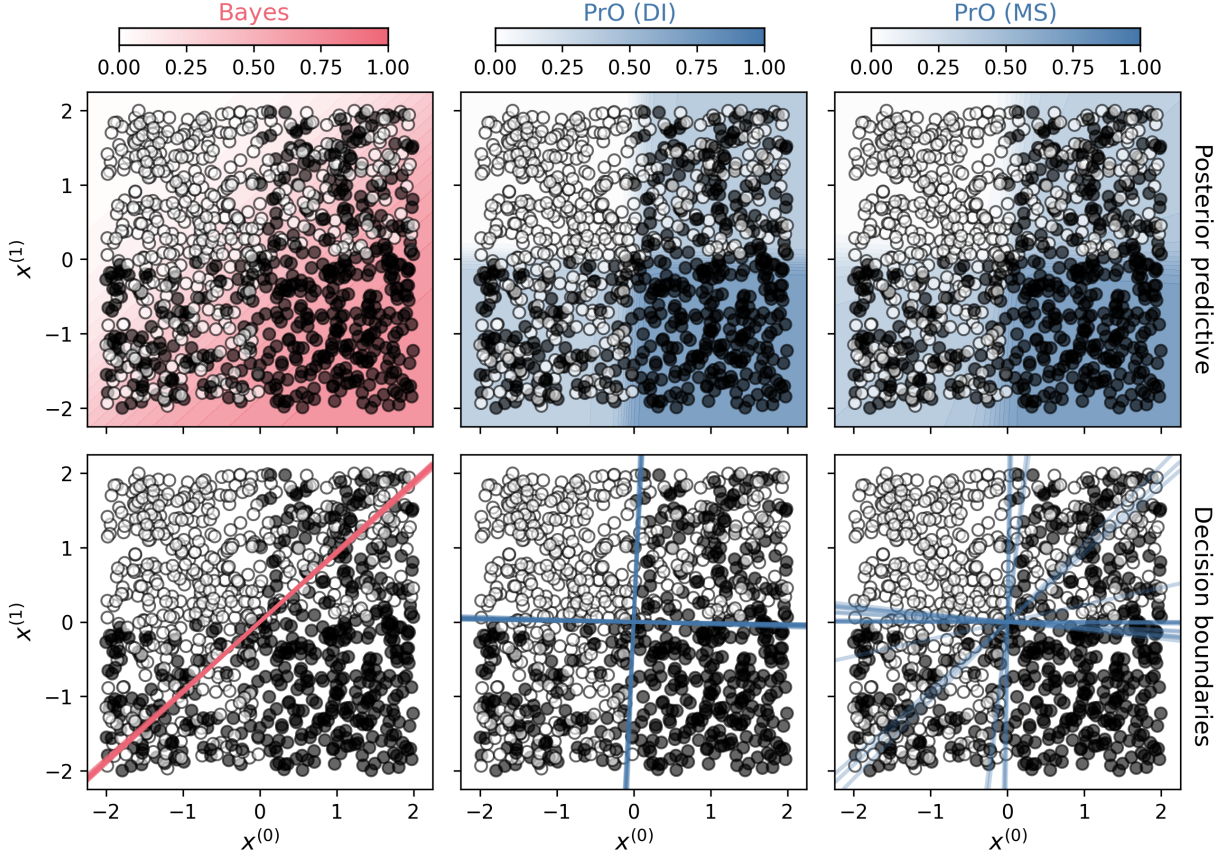


Figure 5: *Binary classification example.* The first row shows the posterior predictive distributions of the **Bayes posterior** and the **PrO posterior** using two different approximations of the predictive logarithmic scoring rule; and is overlaid with the raw data. The second row describes the modes of the posterior predictive distributions, which gives rise to their decision boundaries.

errors  $\varepsilon_i \sim \mathcal{N}(0, \sigma^2)$ . In particular, we generate them as

$$y_i = \begin{cases} x_i^\top(0, 2) + \varepsilon_i & \text{with probability 0.5} \\ x_i^\top(0, -2) + \varepsilon_i & \text{otherwise.} \end{cases}$$

We then fit these data using an MMD-based Gibbs posterior and a PrO posterior using the exact predictive score. To this end, we follow the formulation of MMD in the context of regression formulated by Alquier and Gerber (2024). Additional details on this and data generation protocols are deferred to Appendices D.1 and D.6.

We summarise our findings in the three panels of Figure 6. The left panel compares the

posterior densities on the parameter space. It shows that the Gibbs posterior concentrates onto some convex combination of the underlying regression coefficients given by  $(\theta_1, \theta_2) = (0, -c \cdot 2 + (1 - c) \cdot 2)$  for some  $c \in (0, 1)$ . In contrast, the PRO posterior seems to concentrate onto the actual coefficients  $(\theta_1, \theta_2) \in \{(0, -2), (0, 2)\}$  which generated the data. This difference translates directly into predictive performance: the middle panel illustrates how the overconfidence of the Gibbs posterior results in a predictive distribution that is under-dispersed. The PRO posterior does not share this issue, and provides excellent predictive fit. This difference in predictive performance is quantified in the right panel, which demonstrates that the Gibbs posterior predictive performs roughly as well as the PRO posterior for data drawn from the one mode it focuses on, and substantively worse for all data from the mode which it neglects. Further details are provided in Appendix D.6.

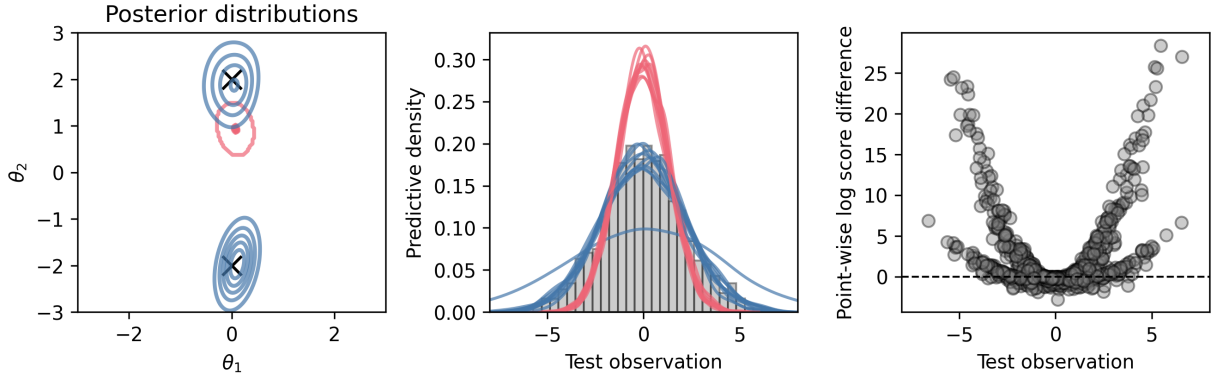


Figure 6: *Synthetic linear regression data*. We show, from left to right, the joint posterior distribution of the **PrO posterior** and of the **Gibbs posterior** overlaid with the true regression coefficients (in **black** crosses); draws from their respective posterior predictive distributions are overlaid with the empirical distribution of the test data (in **grey**); and the difference between the PRO and Gibbs log point-wise predictive density for each test point. If the difference is positive, the PRO posterior predictive at that point is more accurate.

### 5.3 Putting Data

We end the section by considering a real world data set which can help us to compare the behaviour of Bayes and PRO posteriors in the case of non-trivial misspecification. Gelman and Nolan (2002) present data on professional golf putting success as a function of the distance from which the shot is taken. We show the proportion of successful putts in Figure 7 and fit a logistic regression to these data. The top row of this plot shows that the Bayes posterior predictive is overconfident, which is due to a highly concentrated parameter posterior. In contrast, the PRO posterior predictive is much better calibrated: it adapts to the present level of model misspecification, and does not concentrate around a single point, but instead onto two modes; each representing a distinct class of putting ability. In related but distinct contexts, this notable difference in uncertainties has led previous authors to speculate that one may be able to use PRO posterior-like methods as a diagnostic tool for model misspecification (see Lai and Yao, 2024; Chazal et al., 2025). While previous work argued for this on the basis of intuition and heuristics, our findings in Section 3 provide a way forward that would allow us a rigorous way for using PRO posteriors in the detection of model misspecification.

## 6 Discussion

In this paper, we have advocated for a new statistical paradigm that combines the best aspects of both parameter inference and density estimation. This led to PRO posteriors, which can operate at a similar predictive accuracy as density estimation techniques while simultaneously delivering practically meaningful uncertainty quantification for interpretable model parameters. We argued that PRO posteriors bridge the two main statistical traditions identified by Breiman (2001), and asserted that they lead to a version of epis-

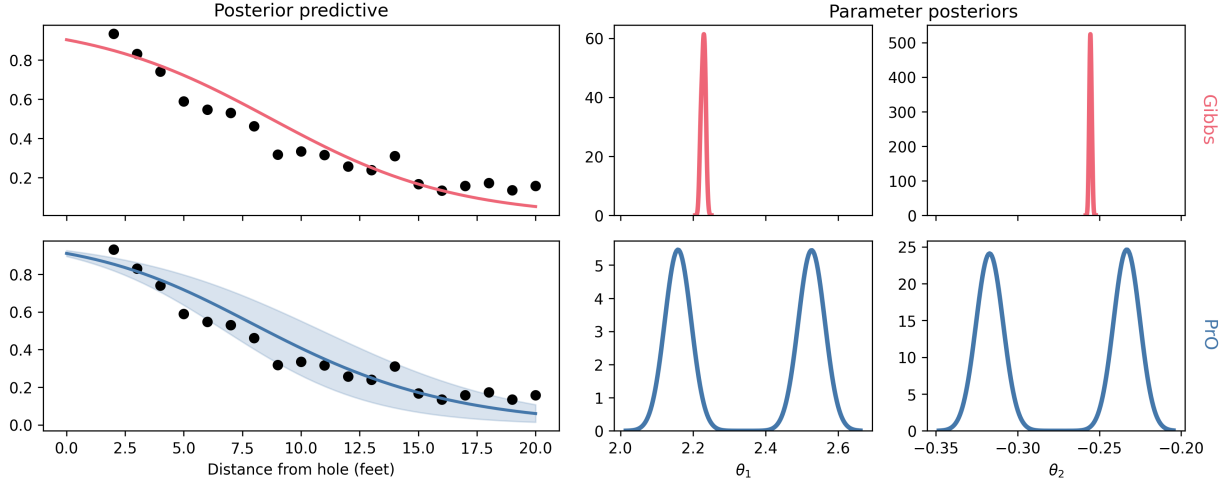


Figure 7: *Golf putting data*. Points represent the proportion of successful putts made by professional golfers as a function of the distance from the hole. The first column shows the predictive mean and 80% credible intervals of the **PrO posterior** and of the **Gibbs posterior**. The second and third columns show the marginals of the corresponding parameter posteriors.

temological uncertainty that is more expansive, adapts to model misspecification, and can avoid posterior collapse whenever doing so is benefits prediction. Further, we proved that PRO posteriors predictively dominate both Bayes and Gibbs posteriors. After introducing sampling algorithms for PRO posteriors, we illustrated our findings on several numerical examples.

PRO posteriors are a rigorous exploration of themes that have been present in several research communities, and build directly on the pioneering work of Masegosa (2020), Morningstar et al. (2022), and Shen et al. (2025). In a more applied setting, related ideas have also previously been studied for variational methods (Futami et al., 2021, 2022; Wei et al., 2021; Lai and Yao, 2024), in the context of Gaussian processes (Jankowiak et al., 2020a,b), and for mixture models (Wang and Liu, 2019). Within statistical learning, an important area of research with significant parallels to PRO posteriors are PAC-Bayesian bounds which are concerned with introducing diversity into an ensemble. The most impor-

tant example is weighted majority voting, whereby a set of classifiers are assigned weights, and the final prediction is the label supported by the largest total weight across the ensemble (Lacasse et al., 2006; Laviolette et al., 2011; Germain et al., 2015; Laviolette et al., 2017; Lorenzen et al., 2019; Masegosa et al., 2020; Viallard et al., 2021; Wu et al., 2021; Wu and Seldin, 2022; Vignault et al., 2023; Theisen et al., 2024). Beyond majority voting, related PAC-Bayesian theories were also discussed in Audibert (2004), Ortega et al. (2022), Hauptvogel and Igel (2024) and Pitas et al. (2025).

Throughout, robustness to model misspecification was an important motivation in our development of PRO posteriors. Robustness is also one of the key drivers behind the recent emergence of generalised Bayesian methods, and particularly Gibbs posteriors: for example, Altamirano et al. (2023a,b); Matsubara et al. (2022, 2023); Laplante et al. (2025); Duran-Martin et al. (2024) all propose Gibbs posteriors which produce posteriors that are Bayes-like, but robust to outliers. However, these methods guard against misspecification only if our main interest remains parameter inference and our misspecification can be described through the famous Huber contamination model (Huber, 1964). If the misspecification falls far outside of this class of model perturbations, Gibbs posteriors constructed with this setting in mind generally perform poorly. Though the underlying meta-model is more intricate than the Huber contamination model, a similar conclusion holds for the *coarsened Bayes* posteriors of Miller and Dunson (2019). In contrast, PRO posteriors do not explicitly rely on a meta-model: while the results in Theorems 1 and 2 demonstrate strong performance guarantees whenever the data-generating process is a mixture over elements in  $\mathcal{M}_\Theta$ , they also show that PRO posteriors continue to dominate the predictive outputs of Gibbs and Bayes posteriors well beyond this setting.

We presented our findings as a post-Bayesian idea: grounded in the type of episte-

mological uncertainty produced by Bayesian methods, but not reliant on Bayes’ rule. It is interesting to note that one could also interpret our methodology as a nonparametric frequentist estimation technique: for the case of the logarithmic scoring rule, one could even interpret the PRO posterior objective as an KL-regularised version of a nonparametric maximum likelihood estimation (e.g. Laird, 1978; Lindsay, 1995). Extending this logic, PRO posteriors for general scoring rules could be thought of as frequentist KL-regularised nonparametric minimum distance estimators for the model class  $\{P_Q : Q \in \mathcal{P}(\Theta)\}$  parameterised by a measure  $Q \in \mathcal{P}(\Theta)$ . However, as our parameter of interest is actually  $\theta \in \Theta$ , and since PRO posteriors directly incorporate our prior beliefs,  $\Pi$ , we argue that they should foremost be viewed as belief distributions over the parameters of interest, and are therefore more closely related to Bayesian and generalised Bayesian methods.

Despite a thorough exploration of PRO posteriors in the current paper, much remains to be done. Perhaps the most pressing issue is computation: to improve the sampling scheme we proposed, more insight is needed on hyper-parameter tuning and convergence diagnostics. We are optimistic that the recent paper of Chazal et al. (2025) may remedy this: on top of providing a new suite of diagnostics and convergence guarantees, it also proposes new algorithms applicable to PRO posteriors. Beyond computation, there are several promising methodological avenues: for instance, we should be able to derive statistical tests that use PRO posteriors to diagnose model misspecification. Unlike previous tests, they would not operate on posterior summaries, but directly on the difference in uncertainty between PRO posteriors and Gibbs posteriors. Further, the current theory is limited to observations which are independently drawn from a common data-generating mechanism. As there is considerable interest in forecasting and prediction for time series, graphical models, and spatial settings, it would be of great practical interest to extend our

findings to dependent data. While this would be a technically challenging undertaking, our experimental evidence suggests that PRO posteriors should be expected to perform well in these settings. Other questions that are currently unaddressed include the choice of scoring rule: in finite samples, are there settings where one scoring rule should be preferred over another? What are the differences between PRO posteriors and their posterior predictives as we vary the underlying scoring rules? Likewise, we have not discussed prior choice in the current paper: though it seems intuitive to think of the prior as being conceptually similar to the generalised Bayesian case, we have not attempted to formalise this analogy. Doing so would have the potential of shedding more light on the role of prior regularisation in PRO posteriors, and could raise several key questions. For example, can we quantify how exactly the prior impacts the PRO posterior? Similarly, is it possible to adapt the arguments given by Catoni (2007) to PRO posteriors, and to derive priors which are in some sense predictively optimal?

In conclusion then, PRO posteriors open up many new possibilities, and allow us to reason about parameter uncertainty and prediction-centric statistical methods in a new light. They mark a clear departure from existing paradigms focused on either parameter inference or density estimation, and introduce a novel form of epistemological uncertainty unaccounted for by classical statistical methods. While the introduction of PRO posteriors results in numerous challenges that must be resolved before they are ready for wide-spread adoption, we believe that the scale of these challenges is matched by their transformative potential for modern statistical science.



## Acknowledgements

This manuscript has benefited tremendously from interactions with many brilliant colleagues. Most notably, we feel deep gratitude towards Prof. Chris Oates for many conversations and insightful remarks. Further, we would like to thank Dr. Louis Sharrock and Dr. Sam Power for their help with the computational aspects of this paper. We are also grateful for correspondence with Prof. Pierre Alquier that pointed to the connection with PAC-Bayesian majority voting. Finally, we want to thank Dr. Evgenii Chzhen for insightful discussions on sub-Gaussianity. DT Frazier acknowledges funding from the Australian Research Council (DE200101070, DP200101414).

## References

- Aitchison, J. (1975). Goodness of prediction fit. Biometrika 62(3), 547–554. 2, 6, 7
- Alquier, P. (2024). User-friendly introduction to PAC-Bayes bounds. Foundations and Trends® in Machine Learning 17(2), 174–303. 2, 7, 48
- Alquier, P. and M. Gerber (2024, February). Universal robust regression via maximum mean discrepancy. Biometrika 111(1), 71–92. Publisher: Oxford University Press (OUP). 34, 80
- Alquier, P., J. Ridgway, and N. Chopin (2016). On the properties of variational approximations of Gibbs posteriors. The Journal of Machine Learning Research 17(1), 8374–8414. 55
- Altamirano, M., F.-X. Briol, and J. Knoblauch (2023a). Robust and conjugate Gaussian process regression. arXiv preprint arXiv:2311.00463. 7, 38
- Altamirano, M., F.-X. Briol, and J. Knoblauch (2023b). Robust and scalable Bayesian online changepoint detection. In International Conference on Machine Learning. PMLR. 7, 38
- Audibert, J.-Y. (2004). Pac-bayesian statistical learning theory. These de doctorat de l’Université Paris 6, 29. 38
- Berti, P., E. Dreassi, L. Pratelli, and P. Rigo (2021). A class of models for Bayesian predictive inference. Bernoulli 27(1), 702–726. 11
- Bissiri, P. G., C. C. Holmes, and S. G. Walker (2016). A general framework for updating belief distributions. J. Royal Statist. Society Series B 78(5), 1103–1130. 2, 7

- Breiman, L. (2001, August). Statistical Modeling: The Two Cultures (with comments and a rejoinder by the author). Statistical Science 16(3). 4, 9, 36
- Catoni, O. (2007). Pac-Bayesian Supervised Classification: The Thermodynamics of Statistical Learning, Volume 56. Institute of Mathematical Statistics. 40
- Chazal, C., H. Kanagawa, Z. Shen, A. Korba, C. Oates, et al. (2025). A computable measure of suboptimality for entropy-regularised variational objectives. arXiv preprint arXiv:2509.10393. 31
- Chazal, C., H. Kanagawa, Z. Shen, A. Korba, and C. J. Oates (2025, September). A Computable Measure of Suboptimality for Entropy-Regularised Variational Objectives. arXiv:2509.10393 [stat]. 36, 39
- Chérif-Abdellatif, B.-E. and P. Alquier (2020). MMD-Bayes: Robust Bayesian estimation via maximum mean discrepancy. In Symposium on Advances in Approximate Bayesian Inference, pp. 1–21. PMLR. 7
- Cherief-Abdellatif, B.-E., R. Douc, A. Doucet, and H. Marival (2025). On the asymptotics of importance weighted variational inference. arXiv preprint arXiv:2501.08477. 55, 75, 76
- Del Moral, P. (2013). Mean field simulation for monte carlo integration. Monographs on Statistics and Applied Probability 126(26), 6. 26, 27
- Duran-Martin, G., M. Altamirano, A. Shestopaloff, L. Sánchez-Betancourt, J. Knoblauch, M. Jones, F.-X. Briol, and K. P. Murphy (2024). Outlier-robust kalman filtering through generalised bayes. In International Conference on Machine Learning, pp. 12138–12171. PMLR. 7, 38
- Fong, E., C. Holmes, and S. G. Walker (2023). Martingale posterior distributions. Journal of the Royal Statistical Society Series B: Statistical Methodology 85(5), 1357–1391. 2, 11
- Fortini, S. and S. Petrone (2020). Quasi-Bayes Properties of a Procedure for Sequential Learning in Mixture Models. Journal of the Royal Statistical Society Series B: Statistical Methodology 82(4), 1087–1114. 11
- Fortini, S. and S. Petrone (2023). Prediction-based uncertainty quantification for exchangeable sequences. Philosophical Transactions of the Royal Society A: Mathematical, Physical and Engineering Sciences 381(2247), 20220142. 11
- Fortini, S. and S. Petrone (2025). Exchangeability, prediction and predictive modeling in Bayesian statistics. Statistical Science 40(1), 40–67. 11
- Frazier, D. T., J. Knoblauch, J. Jewson, and C. Drovandi (2025). Exact sampling of gibbs measures with estimated losses. arXiv preprint arXiv:2404.15649. 7
- Futami, F., T. Iwata, I. Sato, M. Sugiyama, et al. (2021). Loss function based second-order jensen inequality and its application to particle variational inference. Advances in Neural Information Processing Systems 34, 6803–6815. 37

- Futami, F., T. Iwata, N. Ueda, I. Sato, and M. Sugiyama (2022). Predictive variational bayesian inference as risk-seeking optimization. In International Conference on Artificial Intelligence and Statistics, pp. 5051–5083. PMLR. 37
- Garreau, D., W. Jitkrittum, and M. Kanagawa (2018, October). Large sample analysis of the median heuristic. arXiv:1707.07269 [math]. 81
- Gelman, A. and D. Nolan (2002, September). A Probability Model for Golf Putting. Teaching Statistics 24(3), 93–95. Publisher: Wiley. 36, 82
- Germain, P., F. Bach, A. Lacoste, and S. Lacoste-Julien (2016). PAC-Bayesian theory meets Bayesian inference. Advances in Neural Information Processing Systems 29. 19, 57
- Germain, P., A. Lacasse, F. Laviolette, M. Marchand, and J.-F. Roy (2015). Risk bounds for the majority vote: From a pac-bayesian analysis to a learning algorithm. arXiv preprint arXiv:1503.08329. 38
- Ghosal, S., J. K. Ghosh, and A. W. van der Vaart (2000). Convergence rates of posterior distributions. Ann. Statist. 28(2), 500–531. 48
- Gneiting, T., F. Balabdaoui, and A. E. Raftery (2007). Probabilistic forecasts, calibration and sharpness. Journal of the Royal Statistical Society: Series B (Statistical Methodology) 69(2), 243–268. 61
- Gneiting, T. and A. E. Raftery (2007). Strictly proper scoring rules, prediction, and estimation. Journal of the American statistical Association 102(477), 359–378. 5
- Grünwald, P. and T. van Ommen (2017). Inconsistency of bayesian inference for misspecified linear models, and a proposal for repairing it. Bayesian Analysis 12(4), 1069–1103. 6, 20, 49
- Hauptvogel, N. and C. Igel (2024). On uniform, bayesian, and pac-bayesian deep ensembles. arXiv preprint arXiv:2406.05469. 38
- Horst, A. M., A. P. Hill, and K. B. Gorman (2020). palmerpenguins: Palmer Archipelago (Antarctica) penguin data. R package version 0.1.0. 10
- Huber, P. (1964). Robust estimation of a location parameter. Ann. Statist. 35, 73–101. 38
- Jankowiak, M., G. Pleiss, and J. Gardner (2020a). Deep sigma point processes. In Proceedings of the 36th Conference on Uncertainty in Artificial Intelligence. 14, 19, 26, 37
- Jankowiak, M., G. Pleiss, and J. Gardner (2020b). Parametric Gaussian process regressors. In Proceedings of the 37th International Conference on Machine Learning. 14, 19, 26, 37
- Jiang, W. and M. A. Tanner (2008, October). Gibbs posterior for variable selection in high-dimensional classification and data mining. The Annals of Statistics 36(5). 2, 7

- Jordan, R., D. Kinderlehrer, and F. Otto (1998). The variational formulation of the fokker–planck equation. SIAM journal on mathematical analysis 29(1), 1–17. 28
- Knoblauch, J., J. Jewson, and T. Damoulas (2022). An optimization-centric view on Bayes’ rule: Reviewing and generalizing variational inference. The Journal of Machine Learning Research 23(1), 5789–5897. 2, 7
- Knoblauch, J., J. E. Jewson, and T. Damoulas (2018). Doubly robust Bayesian inference for non-stationary streaming data with beta-divergences. Advances in Neural Information Processing Systems 31. 7
- Lacasse, A., F. Laviolette, M. Marchand, P. Germain, and N. Usunier (2006). Pac-bayes bounds for the risk of the majority vote and the variance of the gibbs classifier. Advances in Neural information processing systems 19. 38
- Lai, J. and Y. Yao (2024). Predictive variational inference: Learn the predictively optimal posterior distribution. arXiv preprint arXiv:2410.14843. 14, 19, 26, 36, 37
- Laird, N. (1978). Nonparametric maximum likelihood estimation of a mixing distribution. Journal of the American Statistical Association 73(364), 805–811. 39
- Laplante, W., M. Altamirano, A. Duncan, J. Knoblauch, and F.-X. Briol (2025). Robust and conjugate spatio-temporal gaussian processes. arXiv preprint arXiv:2502.02450. 7, 38
- Laviolette, F., M. Marchand, and J.-F. Roy (2011). From pac-bayes bounds to quadratic programs for majority votes. In Proceedings of International Conference on Machine Learning, pp. 5–59. 38
- Laviolette, F., E. Morvant, L. Ralaivola, and J.-F. Roy (2017). Risk upper bounds for general ensemble methods with an application to multiclass classification. Neurocomputing 219, 15–25. 38
- Leskelä, L. and M. Zhukov (2025). Sharp constants relating the sub-gaussian norm and the sub-gaussian parameter. arXiv preprint arXiv:2507.05928. 77
- Lindsay, B. G. (1995). Mixture models: theory, geometry, and applications. Ims. 39
- Lorenzen, S. S., C. Igel, and Y. Seldin (2019). On pac-bayesian bounds for random forests. Machine Learning 108(8), 1503–1522. 38
- Martin, R. and N. Syring (2022). Direct Gibbs posterior inference on risk minimizers: Construction, concentration, and calibration. In Handbook of Statistics, Volume 47, pp. 1–41. Elsevier. 2, 7
- Masegosa, A. (2020). Learning under model misspecification: Applications to variational and ensemble methods. Advances in Neural Information Processing Systems 33, 5479–5491. 14, 16, 17, 19, 25, 26, 33, 37, 82

- Masegosa, A., S. Lorenzen, C. Igel, and Y. Seldin (2020). Second order pac-bayesian bounds for the weighted majority vote. Advances in Neural Information Processing Systems 33, 5263–5273. 38
- Matsubara, T., J. Knoblauch, F.-X. Briol, and C. J. Oates (2022). Robust generalised Bayesian inference for intractable likelihoods. Journal of the Royal Statistical Society Series B: Statistical Methodology 84(3), 997–1022. 7, 38
- Matsubara, T., J. Knoblauch, F.-X. Briol, and C. J. Oates (2023). Generalised Bayesian inference for discrete intractable likelihood. Journal of the American Statistical Association (just-accepted), 1–21. 7, 38
- McLatchie, Y., E. Fong, D. T. Frazier, and J. Knoblauch (2025, July). Predictive performance of power posteriors. Biometrika 112(3), asaf034. 2, 7
- Miller, J. W. and D. B. Dunson (2019). Robust bayesian inference via coarsening. Journal of the American Statistical Association. 3, 38
- Morningstar, W. R., A. Alemi, and J. V. Dillon (2022). Pacm-bayes: Narrowing the empirical risk gap in the misspecified bayesian regime. In International Conference on Artificial Intelligence and Statistics, pp. 8270–8298. PMLR. 14, 16, 17, 19, 25, 26, 33, 37, 55, 56, 57, 58
- Ortega, L. A., R. Cabañas, and A. Masegosa (2022). Diversity and generalization in neural network ensembles. In International Conference on Artificial Intelligence and Statistics, pp. 11720–11743. PMLR. 38
- Pedregosa, F., G. Varoquaux, A. Gramfort, V. Michel, B. Thirion, O. Grisel, M. Blondel, P. Prettenhofer, R. Weiss, V. Dubourg, J. Vanderplas, A. Passos, D. Cournapeau, M. Brucher, M. Perrot, and E. Duchesnay (2011). Scikit-learn: Machine learning in Python. Journal of Machine Learning Research 12, 2825–2830. 81
- Pitas, K., H. A. Bourrous, and J. Arbel (2025).  $u$ -ensembles: Improved diversity in the small data regime using unlabeled data. In 7th Symposium on Advances in Approximate Bayesian Inference {\textendash} Proceedings Track. 38
- Robert, C. P. et al. (2007). The Bayesian choice: from decision-theoretic foundations to computational implementation, Volume 2. Springer. 1
- Roberts, G. O. and J. S. Rosenthal (1998). Optimal scaling of discrete approximations to langevin diffusions. Journal of the Royal Statistical Society: Series B (Statistical Methodology) 60(1), 255–268. 30
- Roberts, G. O. and R. L. Tweedie (1996). Exponential convergence of Langevin distributions and their discrete approximations. Bernoulli 2(4), 341 – 363. 30
- Schmon, S. M., P. W. Cannon, and J. Knoblauch (2020). Generalized posteriors in approximate bayesian computation. In Third Symposium on Advances in Approximate Bayesian Inference. 7

- Shen, Z., J. Knoblauch, S. Power, and C. J. Oates (2025). Prediction-centric uncertainty quantification via mmd. In The 28th International Conference on Artificial Intelligence and Statistics. 14, 19, 23, 26, 27, 29, 37
- Sheth, R. and R. Khardon (2020). Pseudo-Bayesian learning via direct loss minimization with applications to sparse Gaussian process models. In Proceedings of the 6th Symposium on Advances in Approximate Bayesian Inference. 13, 14, 19
- Syring, N. and R. Martin (2019). Calibrating general posterior credible regions. Biometrika 106(2), 479–486. 2, 3, 7
- Theisen, R., H. Kim, Y. Yang, L. Hodgkinson, and M. W. Mahoney (2024). When are ensembles really effective? Advances in neural information processing systems 36, 15015–15026. 38
- van der Vaart, A. W. (1998). Asymptotic statistics, Volume 3. Cambridge: Cambridge University Press. 2
- Van Der Vaart, A. W. and J. A. Wellner (1996). Weak convergence. In Weak convergence and empirical processes: with applications to statistics, pp. 16–28. Springer. 79
- Viallard, P., P. Germain, A. Habrard, and E. Morvant (2021). Self-bounding majority vote learning algorithms by the direct minimization of a tight pac-bayesian c-bound. In Joint European Conference on Machine Learning and Knowledge Discovery in Databases, pp. 167–183. Springer. 38
- Vignault, L.-P., A. Durand, and P. Germain (2023). Erratum: Risk bounds for the majority vote: From a pac-bayesian analysis to a learning algorithm. Journal of Machine Learning Research 24(294), 1–13. 38
- Wang, D. and Q. Liu (2019). Nonlinear stein variational gradient descent for learning diversified mixture models. In International Conference on Machine Learning, pp. 6576–6585. PMLR. 37
- Wei, Y., R. Sheth, and R. Khardon (2021). Direct loss minimization for sparse gaussian processes. In International Conference on Artificial Intelligence and Statistics, pp. 2566–2574. PMLR. 14, 19, 37
- Wild, V., J. Wu, D. Sejdinovic, and J. Knoblauch (2025). Near-optimal approximations for bayesian inference in function space. arXiv preprint arXiv:2502.18279. 14
- Wild, V. D., S. Ghalebikesabi, D. Sejdinovic, and J. Knoblauch (2023). A rigorous link between deep ensembles and (variational) bayesian methods. Advances in Neural Information Processing Systems 36, 39782–39811. 14, 26, 27, 29
- Wu, Y.-S., A. Masegosa, S. Lorenzen, C. Igel, and Y. Seldin (2021). Chebyshev-cantelli pac-bayes-bennett inequality for the weighted majority vote. Advances in Neural Information Processing Systems 34, 12625–12636. 38

- Wu, Y.-S. and Y. Seldin (2022). Split-kl and pac-bayes-split-kl inequalities for ternary random variables. Advances in Neural Information Processing Systems 35, 11369–11381. 38
- Zellner, A. (1988, November). Optimal information processing and Bayes’s theorem. The American Statistician 42(4), 278. 2
- Zhang, T. (2006, October). From  $\varepsilon$ -entropy to KL-entropy: Analysis of minimum information complexity density estimation. The Annals of Statistics 34(5). 2, 7

## 7 Detailed Theoretical Developments

Herein, we fully develop and explain the results summarised in Theorems 1 and 2, and discuss some additional results left out from the main paper. From a technical standpoint, the technology and arguments used to treat the case of exact and DI-based score approximations are compatible, while the case of MS-based approximations requires slightly different arguments and assumptions. To reflect this, our structure diverges slightly from that of Section 3.2: we treat both DI-based approximations and exact scores for which (3) holds with  $\widehat{S} = S$  in Section 7.1; and then treat MS-based approximations in Section 7.2. Lastly, it is important to note that throughout all results,  $\lambda_n$  is optimized with respect to the upper bound in Lemma 1, and thus taken to be of order  $\lambda_n \propto \sqrt{n/kC_k^2}$ .

### 7.1 Details: DI-based Approximations and Exact Predictive Scores

Throughout this section, we will deal with losses taking the form given in Assumption 2 part (DI), which notably includes the case of exact scores for which (3) holds so that  $\widehat{S} = S$ .

#### 7.1.1 Generic Misspecification

Under mild regularity conditions, Bayes posteriors and Gibbs posteriors based on expected scoring rules  $\mathcal{S}$  concentrate towards  $\theta^* := \operatorname{argmin}_{\theta \in \Theta} \mathcal{S}(P_\theta, P_0)$ , which parametrises the

model closest to  $P_0$  in terms of  $\mathcal{S}$ . In fact, results like this only require existence of  $\theta^*$  and mild conditions on the probability mass that  $\Pi$  has around  $\theta^*$ . The next assumption provides such conditions, and is sufficient for Gibbs posterior concentration to occur. In the remainder, we will use these assumptions to compare the behaviour of Gibbs posteriors with that of PRO posteriors as  $n$  increases.

**Assumption 4.** *There exists  $\theta^* = \operatorname{argmin}_{\theta \in \Theta} \mathcal{S}(P_\theta, P_0)$ , and constants  $c_S > 0$  and  $d_S > 0$  and some  $r_0 > 0$  such that, for any  $r \leq r_0$ , and  $\mathcal{B}_r := \{\theta \in \Theta : \mathcal{D}_S(P_\theta, P_0) - \mathcal{D}_S(P_{\theta^*}, P_0) \leq r\}$ ,  $\Pi(\mathcal{B}_r) \geq (r/c_S)^{d_S}$ .*

The above is slightly stronger than the classical prior mass condition of Ghosal et al. (2000), insofar as the condition is essentially geared toward parametric models: while it may not be satisfied outside of Euclidean spaces, it is extremely mild and unrestrictive when  $\Theta$  is a Euclidean space. In fact, the above assumption is considered standard in the PAC-Bayes literature, where interest traditionally is more focused on parametric models (see, e.g., Section 4.4 of Alquier, 2024). Using Assumption 4, we obtain the first result comparing predictive performance between PRO posteriors and Gibbs posteriors in the case where we allow for generic model misspecification.

**Theorem 3.** *Under Assumptions 1, 2 (DI), 3, 4,  $\mathbb{E}[\mathcal{D}_S(P_{Q_n}, P_0) - \mathcal{D}_S(P_{Q_n^\dagger}, P_0)] \leq C \frac{\log(n)}{n^{1/2}}$ .*

In words, Theorem 3 says that the PRO posteriors predictive performance is never worse than the Gibbs posterior based on the same scoring rule. While this may be reassuring, it does not show that the PRO posterior confers a clear advantage. The reason for this is that Assumption 4 does not rule out the case where the predictively optimal average  $Q^* \in \operatorname{arginf}_{Q \in \mathcal{P}(\Theta)} \mathcal{S}(P_Q, P_0)$  is a point mass at  $\theta^* = \operatorname{argmin}_{\theta \in \Theta} \mathcal{D}_S(P_\theta, P_0)$ , the score-minimising value. In this case—which is unlikely to occur in sufficiently complex data



sets—Gibbs and PRO posteriors alike would allocate most of their probability mass around  $\theta^*$  as  $n \rightarrow \infty$ , and not produce meaningfully different predictive distributions.

### 7.1.2 Non-Trivial Misspecification

Conversely, by excluding trivial forms of misspecification, we can significantly strengthen our results. Following the idea of *bad misspecification* presented by Grünwald and van Ommen (2017), the notion of non-trivial misspecification in Definition 2 ensures that averaging over  $\mathcal{M}_\Theta$  is predictively advantageous.

While non-trivial misspecification is sufficient to ensure that PRO posteriors strictly dominate Bayes and Gibbs posterior in terms of predictive accuracy when the score can be computed exactly, a further condition is required to ensure this behaviour for approximate DI-based predictive scores. In particular, we require the gap between approximate and exact predictive score to be of smaller magnitude than the size of the model misspecification. To formalise this, we define the approximation gap for the score as

$$\text{AppGap}(Q, k) := \mathbb{E}_{X \sim P_0} \left[ \hat{S} \left( \int P_\theta dQ(\theta), X \right) - S \left( \int P_\theta dQ(\theta), X \right) \right].$$

While  $\text{AppGap}(Q, k) = 0$  for any  $Q \in \mathcal{P}(\Theta)$  when the score is exact, it will generally be strictly positive when the score is approximated. Our next assumption now uses  $\text{AppGap}(Q, k)$  to demand that the size of the approximation error be dominated by the magnitude of the underlying non-trivial model misspecification.

**Assumption 5.** For  $Q^* \in \arg \inf_{Q \in \mathcal{P}(\Theta)} \mathcal{D}_S(P_Q, P_0)$ , we have

$$\text{AppGap}(Q^*, k) < \mathcal{D}_S(P_{\theta^*}, P_0) - \mathcal{D}_S(P_{Q^*}, P_0).$$

Assumption 5 reflects a trade-off between the approximation error on the lefthand side with the magnitude of non-trivial misspecification on the right-hand side. When the

magnitude of misspecification is small, the Gibbs posterior is already highly performant, so that the PRO posterior can only achieve predictive superiority if the approximation error is small—which will in turn require a highly accurate approximation to the predictive score. Conversely, when the magnitude of misspecification is large, the PRO posterior can dominate Gibbs even with relatively poor approximation. When no approximation is used, no restriction is required and strict dominance is guaranteed *directly* by assuming non-trivial misspecification as in Definition 2. Thus, assuming non-trivial misspecification is sufficient to achieve predictive domination for any predictive score that can be computed exactly, which notably includes all kernel scores (see Lemma 3 in Appendix B).

The next assumption we impose is a mild technical continuity-type condition.

**Assumption 6.** *For any  $Q \in \mathcal{P}(\Theta)$ , and any  $\varepsilon > 0$ , there exists  $\tilde{Q} \in \mathcal{P}(\Theta)$ , possibly depending on  $\varepsilon$ , so that  $\text{KL}(\tilde{Q} \parallel \Pi) < \infty$  and  $\left| \int L(\theta_{1:k}) dQ^k(\theta_{1:k}) - \int L(\theta_{1:k}) d\tilde{Q}^k(\theta_{1:k}) \right| \leq \varepsilon$ .*

This assumption’s primary purpose is to ensure that whenever the PRO posterior would converge to a discrete mixture over  $\mathcal{M}_\Theta$  as  $n \rightarrow \infty$ , it is still possible to find arbitrarily good approximations to this discrete measure that are absolutely continuous with respect to  $\Pi$ . In practice, this is unrestrictive so long as the scoring rules and models used are continuous, and just means that we should favour priors that are sufficiently diffuse to have (arbitrarily small) positive mass in neighbourhoods of positive support for  $Q^\star$ .

With this, we can now prove a strengthened version of Theorem 3 for the case of non-trivially misspecified models, which finally shows that there is a strict performance gap between the predictive distributions of PRO posteriors on the one hand, and Bayes or Gibbs posteriors on the other.

**Theorem 4.** *Under Assumptions 1, 2 (DI), 3-6 and for  $n$  large enough but finite, it holds that  $\mathbb{E}[\mathcal{D}_S(P_{Q_n}, P_0)] < \mathbb{E}[\mathcal{D}_S(P_{Q_n^\star}, P_0)]$ . In addition, if  $Q^\star$  is such that  $\text{KL}(Q^\star \parallel \Pi) < \infty$ ,*

then  $\mathbb{E} [\mathcal{D}_S(P_{Q_n}, P_0) - \mathcal{D}_S(P_{Q^*}, P_0)] \leq \text{AppGap}(Q^*, k) + C \frac{\log(n)}{n^{1/2}}.$

The above result constitutes part (NT) in Theorem 1 as well as (NT) in Theorem 2 for the sub-case of approximate scores that satisfy Assumption 2 part (DI). The result shows that under suitable regularity conditions, PRO posteriors constructed from exact or DI-based scoring rules strictly dominate both Bayes posteriors and Gibbs posteriors in terms of their predictive performance. Crucially, this is not an asymptotic result: it holds in finite samples. While the result shows the superior predictive performance of PRO posteriors, it leaves several key questions unanswered: what is the qualitative behaviour of PRO posteriors? Can we characterise the shape they take, at least asymptotically? And how practically significant is the performance gap? Unfortunately, it is not possible to establish these properties in full generality: without further assumptions on the nature of the misspecification, we could be arbitrarily close to being in the trivially misspecified regime.

### 7.1.3 Misspecification with Convex Recovery

From Definition 2, we recall that convex recovery implies the existence of some  $Q \in \mathcal{P}(\Theta)$  for which  $P_Q$  can recover the data-generating process  $P_0$ . Interestingly, when using exact scores, we can show that the PRO posterior recovers the truth so long as  $P_0$  is convexly recoverable as either a purely discrete or continuous mixture.

**Assumption 7.** *One of the following is satisfied:*

- (i) *There exists  $Q^* \in \mathcal{P}(\Theta)$ , with  $\text{KL}(Q^* \parallel \Pi) < \infty$ , such that  $P_0 = \int P_\theta dQ^*(\theta)$ ;*
- (ii) *For some  $J \in \mathbb{N}$ ,  $P_0 = \sum_{j=1}^J \omega_j P_{\theta_j^*}$ , where  $(\omega_j)_{j=1}^J \in \Delta^{J-1}$  are non-negative weights summing to unity, and  $\theta_j^* \in \Theta$ . For  $\mathcal{B}_{r,j} = \{\theta : \mathcal{D}_S(P_\theta, P_{\theta_j^*}) \leq r_j\}$ , there are constants  $c_S, d_S > 0$  so that, for any  $r \leq r_0$ ,  $\Pi(\mathcal{B}_{r,j}) \geq (r/c_S)^{d_S}$  for  $j = 1, 2, \dots, J$ .*

While Assumption 7(i) is similar to the condition maintained in Theorem 4 which relied on the condition that  $\text{KL}(Q^* \parallel \Pi) < \infty$ , Assumption 7(ii) is the discrete analogue, and requires that the prior should place enough mass near each component of the discrete mixture representing the true data generating process  $P_0$ .

**Theorem 5.** *Under Assumptions 1, 2 (DI), 3 and 5-7, and for  $n$  sufficiently large but finite,  $\mathbb{E}[\mathcal{D}_S(P_{Q_n}, P_0)] < \mathbb{E}[\mathcal{D}_S(P_{Q_n^\dagger}, P_0)]$ . Further, if  $S = \hat{S}$  so that equation (3) holds with equality, then  $\mathbb{E}[\mathcal{D}_S(P_{Q_n}, P_0)] \leq C \frac{\log(n)}{n^{1/2}}$ .*

The above result constitutes part (CR) in Theorem 1 as well as (CR) in Theorem 2 for the sub-case of approximate scores that satisfy Assumption 2 part (DI). When using an exact score, Theorem 5 shows that we recover the true data generating process  $P_0$  at the standard parametric rate of  $n^{-1/2}$ , up to logarithmic factors. In the more general setting where we have to approximate the score, all we can say is that the DI-based approximation still produces better predictive distributions than Bayes or Gibbs posteriors—so long as the magnitude of misspecification is at least as large as the error we make in the approximation of the predictive score.

#### 7.1.4 Correct Model Specification

Theorems 4 and 5 prove that the PRO posterior has superior predictive properties to Gibbs and Bayes posteriors under model misspecification, but it is unclear what penalty we pay when using the PRO posterior in the context of a well-specified model. The next result shows that there is little to worry about—even for approximate predictive scores.

**Corollary 3.** *If Assumptions 1, 2 (DI), 3 and 7(ii) hold for  $J = 1$  and  $\theta_1^* = \theta^*$ , then  $\mathbb{E}[\mathcal{D}_S(P_{Q_n}, P_0)] - \mathbb{E}[\mathcal{D}_S(P_{Q_n^\dagger}, P_0)] \leq C \frac{\log(n)}{n^{1/2}}$ .*

The above result constitutes part (WS) in Theorem 1 as well as part (DI) in Theorem 2 for the sub-case of approximate scores that satisfy Assumption 2. This result shows that there is little evidence for a loss in predictive statistical efficiency when using PRO posteriors in the well-specified regime: the worst case difference relative to Gibbs posteriors based on the same scoring rule is bounded by a vanishing sequence of order  $\log(n)/n^{1/2}$ .

Since Gibbs posteriors concentrate onto the true parameter  $\theta^*$  in well-specified models, Corollary 3 raises the question of whether or not PRO posteriors behave the same. By imposing additional assumptions, we can demonstrate that this is indeed the case. For  $P, Q \in \mathcal{P}(\Theta)$ , let  $d_1(P, Q)$  denote a metric on the space of probability measures. Further, let  $d_2(P, Q)$  be a symmetric distance on  $\mathcal{P}(\Theta)$ . Here,  $d_2(P, Q)$  need not be a metric, but is assumed to satisfy a weak triangle inequality.

**Assumption 8.** (i) *The map  $\theta \mapsto P_\theta$  is continuous and identifiable: there exist  $\theta^* \in \Theta$  such that  $\delta_{\theta^*} = \operatorname{argmin}_{Q \in \mathcal{P}(\Theta)} \mathcal{D}_S(P_Q, P_0)$ ; (ii) *there exists constant  $C$ , and  $\varepsilon > 0$  such that, for any  $Q, Q' \in \mathcal{P}(\Theta)$ , if  $d_2(P_Q, P_{Q'}) \leq \varepsilon$ , then  $d_1(Q, Q') \leq C d_2(P_Q, P_{Q'})$ ; and (iii) *for some  $\alpha \geq 1$ ,  $d_2(P_Q, P_{Q'})^\alpha \leq \mathcal{D}_S(P_Q, P_{Q'})$ .***

Assumption 8 provides conditions that allow us to translate concentration in the PRO posterior predictive  $P_{Q_n}$  to concentration in the PRO posterior  $Q_n$  defined on the parameter space. While part (i) is standard, part (ii) gives a form of identifiability condition of the posterior. In particular, it ensures that as the two predictives  $P_Q, P_{Q'}$  become closer, then their underlying posteriors  $Q, Q'$  must do, too. Without such an assumption, concentration in the predictive space,  $P_Q$ , would not necessarily translate into concentration over  $Q$ . Lastly, part (iii) is a type of reverse Hölder continuity, that depends on the choice of score, distance, and the model class  $\mathcal{M}_\Theta$ . Its purpose is to relate the score-induced discrepancy measure to a more regular measure of distance on the space of measures, which is needed

to transfer convergence. While it is difficult to establish these conditions in general, they can be shown to hold for the squared MMD and the logarithmic scoring rule for several model classes of interest, including Gaussians.

**Corollary 4.** *If (3) holds so that  $S = \widehat{S}$ , and if Assumptions 1-3, and 7(ii), for  $J = 1$  and  $\theta_1^* = \theta^*$ , and 8 hold, then it also holds that  $\mathbb{E}[\mathbf{d}_1(Q_n, \delta_{\theta^*})] \leq C(\log n/n^{1/2})^{1/\alpha}$ .*

Under various choices of  $\alpha$ ,  $\mathbf{d}_1$ , and  $\mathbf{d}_2$ , Corollary 4 applies to both the squared MMD (with  $\alpha = 2$  and  $\mathbf{d}_2(P, Q) = \text{MMD}(P, Q)$ ) and to the intractable exact logarithmic scoring rule (with  $\alpha = 2$  and  $\mathbf{d}_2(P, Q) = \text{TV}(P, Q)$ ), which satisfy Assumption 8 part (iii). For the special case of regular parametric models, the local equivalence between  $\mathbf{d}_2(P_\theta, P_{\theta^*})$  and the Euclidean distance  $\|\theta - \theta^*\|_2$  around the true value  $\theta^*$  allows us to refine our conclusions. In particular, in this setting, for any posterior  $Q$  concentrating around  $\theta^*$ , the distance  $\mathbf{d}_2(P_Q, P_{\theta^*})$  behaves like  $\sqrt{\int \|\theta - \theta^*\|_2^2 \mathbf{d}Q(\theta)}$ . Thus, if we now chose a metric  $\mathbf{d}_1$  on posterior distributions that satisfied Assumption 8 part (ii) and locally *also* behaves like  $\mathbf{d}_1(Q, \delta_{\theta^*})^2 \asymp \int \|\theta - \theta^*\|_2^2 \mathbf{d}Q(\theta)$ , we would recover posterior concentration rates directly in the Euclidean distance. Put differently, up to a local approximation, the notion of concentration used in Corollary 4 via such a metric  $\mathbf{d}_1$  is equivalent to the classical definition of posterior concentration with respect to the Euclidean distance for regular parametric models. In this setting, and if  $\alpha = 2$ , our results would now translate to a concentration rate of  $n^{-1/4}$  in the Euclidean distance, which the reader will notice is slower than the standard  $n^{-1/2}$  rate that is usually achievable in parametric models. Critically, this behaviour is *not* a feature of the PRO posterior in particular, but of the temperature scaling employed within PAC-Bayes-type bounds. Indeed, the  $n^{-1/4}$  rate we achieve in the Euclidean space is a direct consequence of minimising our PAC-Bayes-type generalisation bounds for the PRO posterior by choosing the rate  $\lambda_n \propto n^{1/2}$ . Note that this result is entirely consistent with the

application of PAC-Bayes bounds to Gibbs posteriors: here too, one often obtains  $\lambda_n \propto n^{1/2}$  by minimising generalisation bounds, which would then *also* result in a  $n^{1/4}$  concentration rate on the Euclidean space by the same arguments as before (see e.g. Alquier et al., 2016).

## 7.2 Details: MS-based Approximations

DI-based predictive scores are harder to construct in general, but can recover the exact predictive score in certain cases. In contrast, MS-based predictive scoring rules are very easy to construct, but are *always* approximate. This means that the role of the approximation gap is a key part of their theoretical analysis. In particular, we will have to leverage that one should expect that as  $k \rightarrow \infty$ , it also holds that  $\mathbf{AppGap}(Q^*, k) \rightarrow 0$ . As this gap crucially depends on the type of score chosen, this then means that MS-based PRO posteriors have to be analysed *case-by-case*. In what follows, we illustrate this by focusing on the most interesting MS-based approximation: that for the logarithmic score. This is the scoring rule for which Morningstar et al. (2022) originally proposed MS-type approximations, is arguably the most commonly used scoring rule, and is the basis for Bayes posteriors. To control its approximation gap, we impose the following assumption.

**Assumption 9.** *There exists  $Q^* \in \operatorname{arginf}_{Q \in \mathcal{P}(\Theta)} \operatorname{KL}(P_0 \| P_Q)$  where  $\operatorname{KL}(Q^* \| \Pi) < \infty$ , and*

$$\mathbb{E} \left[ \left\{ \int \left( \frac{p_\theta(X)}{\int p_{\theta'}(X) dQ^*(\theta')} \right)^4 dQ^*(\theta) \right\}^{1/2} \left\{ \left( \int \log \left( \frac{p_\theta(X)}{\int p_{\theta'}(X) dQ^*(\theta')} \right)^4 dQ^*(\theta) \right)^{1/4} + 1 \right\} \right] < \infty.$$

This technical condition ensures that the normalized weights  $p_\theta(x) / \int p_\theta(x) dQ^*(\theta)$  admit finite moments, is similar to standard requirement in the variational inference literature, and is inspired by Assumption (A4) of Cherief-Abdellatif et al. (2025). Under Assumption 9, we can obtain a more delicate level of control for MS-style approximations beyond that which was obtained in Lemma 1.

**Theorem 6.** *Under Assumptions 1, 2 (MS), 3 and 9, and for  $S(P, x) = \log P(x)$ ,*

$$\mathbb{E}[\text{KL}(P_0 \| P_{Q_n})] \leq \text{KL}(P_0 \| P_{Q^*}) + \frac{\text{KL}(Q^* \| \Pi)}{\lambda_n} + \frac{\lambda_n k C_k^2}{n} + \frac{M_2}{k},$$

where  $M_2$  is a positive constant independent of  $n$  and  $k$ .

Theorem 6 works by controlling the approximation gap  $\text{AppGap}(Q^*, k)$  at the predictively optimal  $Q^*$ . It demonstrates that doing this results in a PRO posterior with three key features:

1. they are covered by a non-asymptotic guarantee: the distance between the PRO posterior predictive and  $P_0$  can be controlled in finite samples;
2. the difference between the PRO posterior predictive and the true data-generating process vanishes as  $n \rightarrow \infty$  whenever both  $k$  and  $\lambda_n$  grow sufficiently slowly with  $n$ ;
3. they are the first of their kind and improve the previous attempts of Morningstar et al. (2022) whose bounds diverged in  $k$  due to the presence of a term independent of  $n$  but increasing in  $k$ .

Interestingly, Theorem 6 shows that in general, the classical  $n^{-1/2}$  rate of convergence is not recoverable by tuning  $\lambda_n$  and  $k$ : if one were to choose  $k \propto n^{1/2}$  in an attempt to make the third term of the bound proportional to  $n^{-1/2}$ , one would force the second term to diverge at a rate much slower than  $n^{-1/2}$ . While this remains true even in the unlikely event where  $C_k$  is constant, the problem is worsened by the fact that  $C_k$  will generally diverge as  $k \rightarrow \infty$ . While it would be possible to formally derive a rate slower than  $n^{-1/2}$  without any further assumptions on  $C_k$ , the exact speed of this rate would depend on the speed at which  $C_k$  diverges in  $k$ . As  $C_k$  is not an interpretable quantity in general, we impose a further assumption that is well-understood in the literature on PAC-Bayes, and which controls the growth of  $C_k$  to be at most logarithmic in  $k$ .



**Assumption 10.** For any  $\lambda \in \mathbb{R}$ , any  $\theta \in \Theta$  and some  $C > 0$ ,

$$\mathbb{E} \left[ \exp \left( \lambda \left\{ \log p_\theta(X) - \mathbb{E}_X[\log p_\theta(X)] \right\} \right) \right] \leq e^{\lambda^2 C^2}.$$

The above assumption is a weaker version of Assumption 3: instead of imposing a Hoeffding-type condition on  $\log p_{\theta_{1:k}}(X)$  for any  $k$ , it imposes this type of condition only for the special case of  $k = 1$ . This condition is standard in PAC-Bayes analyses, and the precise condition used in Theorem 2 of Morningstar et al. (2022). Importantly, there is a subtle difference in the nature of the Hoeffding condition between Assumption 3 and Assumption 10: for the former, sub-Gaussianity is assumed to hold *jointly* over the data space and the parameter space, while the latter assumes that it holds marginally over the data space, but pointwise *everywhere* on  $\Theta$ . Though the joint version of this condition was previously used in Corollaries 4 and 5 of Germain et al. (2016), the proof provided therein is incorrect, and actually requires the pointwise everywhere sub-Gaussianity in Assumption 10 that is also used by Morningstar et al. (2022) to work.

Under this assumption,  $C_k^2$  now grows at most logarithmically with  $k$ . This allows for a stronger bound, which we state below, and which implies that up to logarithmic terms, the choices  $k \propto n^{1/3}$  and  $\lambda_n \propto n^{1/3}$  yield a convergence rate of  $n^{-1/3}$ .

**Theorem 7.** *If Assumption 10 is satisfied, then Assumption 3 holds with  $C_k^2 \propto C^2 \log k$ . Consequently, under Assumptions 1,2 (MS), and 9,*

$$\mathbb{E} [\text{KL} (P_0 \| P_{Q_n})] \leq \text{KL} (P_0 \| P_{Q^*}) + \frac{\text{KL}(Q^* \| \Pi)}{\lambda_n} + \frac{M_1 C^2 \lambda_n k \log(k)}{n} + \frac{M_2}{k},$$

where  $M_1, M_2$  are positive constants independent of  $n$  and  $k$ . Setting  $\lambda_n \propto (n/k \log k)^{1/2}$  and  $k \propto (n/\log n)^{1/3}$ , we have for some  $M > 0$ ,

$$\mathbb{E} [\text{KL} (P_0 \| P_{Q_n})] \leq \text{KL} (P_0 \| P_{Q^*}) + M \left( \frac{\log n}{n} \right)^{1/3}.$$

The inequalities in Theorem 7 are entirely new, and demonstrate that, under mild conditions, the gap between the predictions of a PRO posterior based on an MS-approximate predictive score and those of the predictively optimal oracle  $Q^*$  remains small in finite samples. More importantly, this gap vanishes provided the approximation quality of the score (indexed by  $k$ ) improves sufficiently slowly with  $n$ . This bound represents a substantial improvement over the prior result of Morningstar et al. (2022): whereas their bound *diverged* at rate  $\log k$  for their optimal  $\lambda_n$  as  $k$  increases—rendering it completely vacuous for large  $k$ —the above bound *converges* at rate  $(\log(n)/n)^{1/3}$  if both  $\lambda_n$  and  $k$  are chosen to grow at rate  $(n/\log(n))^{1/3}$ .

Critically, Theorem 7 made no assumption on the precise nature of misspecification. This enables the following result, which trivially follows by combining Theorem 7 with various misspecification regimes, and is thus presented without proof. Importantly, the below corresponds exactly to Corollary 1 in the main text.

**Corollary 5.** *Under the Assumptions of Theorem 7,*

(WS) *If the model is well-specified,  $\mathbb{E} [\text{KL} (P_0 \parallel P_{Q_n})] - \mathbb{E}[\text{KL}(P_0 \parallel P_{Q_n^\dagger})] \leq C(\log n/n)^{1/3}$ ;*

(NT) *If the model is non-trivially misspecified, for  $n$  large enough but finite,  $\mathbb{E} [\text{KL} (P_0 \parallel P_{Q_n})] < \mathbb{E}[\text{KL}(P_0 \parallel P_{Q_n^\dagger})]$ , and  $\mathbb{E} [\text{KL} (P_0 \parallel P_{Q_n})] \leq \text{KL} (P_0 \parallel P_{Q^*}) + C(\log n/n)^{1/3}$ ;*

(CR) *If the model allows convex recovery, then  $\mathbb{E} [\text{KL} (P_0 \parallel P_{Q_n})] \leq C(\log n/n)^{1/3}$ .*

To conclude, we note that in the case where the model is well-specified, the PRO posterior based on the MS approximation concentrates onto  $\theta^*$  at rate  $\log(n/n)^{1/3}$ , which directly parallels the arguments in Corollary 4 and so is stated without proof.

**Corollary 6.** *Under the Assumptions of Theorem 7, and if Assumption 8 is satisfied for  $d_1(Q, P) = H(Q, P)$ ,  $d_2(Q, P) = H^2(Q, P)$ , then  $\mathbb{E}\|Q_n - \delta_{\theta^*}\| \leq C(\log n/n)^{1/3}$ .*

For a discussion on how to interpret the results of Corollary 6, we refer the reader to the discussion given after Corollary 4 in Section 7.1.4, which applies equally to the above result.

# Appendix

## Table of Contents

---

<b>A</b>	<b>Notations</b>	<b>60</b>
<b>B</b>	<b>Lemmas</b>	<b>60</b>
<b>C</b>	<b>Proofs of Main results</b>	<b>65</b>
<b>D</b>	<b>Further experimental details</b>	<b>80</b>
D.1	Regression with the MMD . . . . .	80
D.2	Palmer penguins example . . . . .	81
D.3	Normal location illustrations . . . . .	82
D.4	Golf putting example . . . . .	82
D.5	Binary classification example . . . . .	84
D.6	Synthetic linear regression . . . . .	84

---

## A Notations

In this section we re-describe the main notations introduced in the main text to ensure the appendix is as self-contained as possible. We consider observed data  $x_{1:n} = (x_1, \dots, x_n)$  for  $x_i \in \mathcal{X}$  and  $i = 1, \dots, n$ , where each  $x_i$  is generated from an unknown distribution  $P_0$ . We denote expectations of functions  $g : \mathcal{X} \rightarrow \mathbb{R}$  with respect to  $X \sim P_0$  by  $\mathbb{E}[g(X)]$  or by  $\mathbb{E}_{X \sim P_0}[g(X)]$  if we wish to emphasise the distribution over which integration occurs. The model class is given by  $\mathcal{M}_\Theta := \{P_\theta : \theta \in \Theta\}$  and a prior measure  $\Pi \in \mathcal{P}(\Theta)$  over elements of  $\mathcal{M}_\Theta$ . Likewise, let  $\mathcal{P}(\Theta)$  denote the set of distributions over  $\Theta$ , and recall  $P_Q = \int P_\theta dQ(\theta)$  for  $Q \in \mathcal{P}(\Theta)$ . The function  $S(P, x)$  denotes a scoring rule for the distribution  $P$ , while  $\mathcal{S}(P, P) = \mathbb{E}_{X \sim P}[S(P, X)]$  denotes the expected score, and  $\mathcal{D}_S(P, P_0) = \mathcal{S}(P, P_0) - \mathcal{S}(P_0, P_0)$  is the divergence associated to  $P$ , evaluated at the true distribution  $P_0$ . Further, define  $S_n(P_\theta) = \frac{1}{n} \sum_{i=1}^n S(P_\theta, x_i)$ , and  $L_n(\theta_{1:k}) = \frac{1}{n} \sum_{i=1}^n L(\theta_{1:k}, x_i)$ , where  $L(\theta_{1:k}, x)$  is as defined in Assumption 2, and which differs by the choice of approximation.

## B Lemmas

This section contains several useful lemmas that are used throughout the remainder of the text. First, we demonstrate our claim that PRO posterior based on any kernel scoring rule are tractable with  $k = 2$ . This implies that for scores based on squared maximum mean discrepancy (MMD<sup>2</sup>) and Cumulative Ranked Probability Score (CRPS), the function  $\Delta(Q, x)$  in (2) is constant in  $x$ .

To prove this, take  $x, x' \in \mathcal{X}$ , let  $\kappa(x, x')$  denote a positive-definite kernel function with feature map  $\phi : \mathcal{X} \rightarrow \mathcal{H}$ , such that  $\kappa(x, x') = \langle \phi(x), \phi(x') \rangle_{\mathcal{H}}$ . For fixed  $\theta \in \Theta$ , define the mean embedding  $\mu_\theta \in \mathcal{H}$  by  $\mu_\theta := \int \phi(z) dP_\theta(z)$  and the inner product  $\langle \mu_\theta, \mu_{\theta'} \rangle_{\mathcal{H}} =$

$\iint \kappa(z, z') \, \mathrm{d}P_\theta(z) \mathrm{d}P_{\theta'}(z')$ . Following Gneiting et al. (2007), kernel scoring rules can be expressed as  $S(P, x) = \mathbb{E}_{X, X' \sim P}[\kappa(X, X')] - 2\mathbb{E}_{X \sim P}[\kappa(X, x)] + \kappa(x, x)$ .

**Lemma 3.** *For any kernel scoring rule, and for all  $x \in \mathcal{X}$ : (i) The score  $P_\theta \mapsto S(P_\theta, x)$  is convex; (ii)  $S(P_Q, x) = \int L(\theta_{1:2}, x) \mathrm{d}Q^2(\theta_{1:2})$  with  $L(\theta_{1:2}, x) = S(P_{\theta_1}, x) - \frac{1}{2}\|\mu_{\theta_1} - \mu_{\theta_2}\|_{\mathcal{H}}^2$ .*

*Proof.* To see that (i) is satisfied, use the feature map representation to write the score as

$$S(P_\theta, x) = \|\mu_\theta\|_{\mathcal{H}}^2 - 2\langle \mu_\theta, \phi(x) \rangle_{\mathcal{H}} + \|\phi(x)\|_{\mathcal{H}}^2.$$

The map  $P_\theta \mapsto \mu_\theta$  is linear, so that  $P_\theta \mapsto \|\mu_\theta\|_{\mathcal{H}}^2$  is quadratic. Thus,  $P_\theta \mapsto S(P_\theta, x)$  is the composition of a linear map and a convex function, and is convex. To deduce the second result, write

$$S\left(\int P_\theta \mathrm{d}Q(\theta), x\right) = \int S(P_\theta, x) \mathrm{d}Q(\theta) + \underbrace{S\left(\int P_\theta \mathrm{d}Q(\theta), x\right) - \int S(P_\theta, x) \mathrm{d}Q(\theta)}_{=-\Delta(Q, x) \text{ in (2)}}.$$

Expand the first integral, and use the mean embedding definition for  $\mu_\theta$ , to write

$$\begin{aligned} S(P_Q, x) &= \int \int \int \int \kappa(z, z') \, \mathrm{d}P_\theta(z) \mathrm{d}P_{\theta'}(z') \mathrm{d}Q(\theta) \mathrm{d}Q(\theta') = \langle \mathbb{E}_{\theta \sim Q}(\mu_\theta), \mathbb{E}_{\theta' \sim Q}(\mu_{\theta'}) \rangle \\ &= \|\mathbb{E}_{\theta \sim Q}(\mu_\theta)\|_{\mathcal{H}}^2. \end{aligned}$$

Similarly, write

$$\int S(P_\theta, x) \, \mathrm{d}Q(\theta) = \int \int \int \kappa(z, z') \, \mathrm{d}P_\theta(z) \mathrm{d}P_\theta(z') \mathrm{d}Q(\theta) = \mathbb{E}_{\theta \sim Q}[\|\mu_\theta\|_{\mathcal{H}}^2].$$

Hence, for  $\Delta(Q, x)$  as in (2),

$$\begin{aligned} -\Delta(Q, x) &= \|\mathbb{E}_{\theta \sim Q}[\mu_\theta]\|_{\mathcal{H}}^2 - \mathbb{E}_{\theta \sim Q}[\|\mu_\theta\|_{\mathcal{H}}^2] = -\mathbb{E}_{\theta \sim Q}[\|\mu_\theta - \mathbb{E}_{\theta' \sim Q}[\mu_{\theta'}]\|_{\mathcal{H}}^2] \\ &= -\frac{1}{2} \int \|\mu_\theta - \mu_{\theta'}\|_{\mathcal{H}}^2 \mathrm{d}Q(\theta) \mathrm{d}Q(\theta'). \end{aligned}$$

□

**Lemma 4.** *The log score satisfies Assumption 1. Further, for all  $x \in \mathcal{X}$ ,*

$$-\log \int p_\theta(x) dQ(\theta) = -\int \log p_\theta(x) dQ(\theta) - \Delta_{\log}(Q, x)$$

where for  $g(p_\theta(x), p_Q(x))$  some intermediate value between  $p_\theta(x)$  and  $\int p_\theta(x) dQ(\theta)$ , we have

$$\Delta_{\log}(Q, x) = \int \frac{1}{2g(p_\theta(x), p_Q(x))^2} \left\{ p_\theta(x) - \int p_{\theta'}(x) dQ(\theta') \right\}^2 dQ(\theta).$$

*Proof of Lemma 4.* For  $\mu(x) = \int p_\theta(x) dQ(\theta)$ , the function  $-\log \mu(x)$  is convex, since  $\log \mu(x)$  is concave. Thus, Assumption 1 is satisfied for the log score. Further, it is well-known that the KL-divergence is jointly convex in both arguments.

To prove the second part of the result, let  $y(x) = p_\theta(x)$ , and consider a second-order Taylor expansion of  $\log y(x)$ , around  $\mu(x)$ : for  $g(y(x), \mu(x))$  is a real value between  $y(x)$  and  $\mu(x)$ ,

$$\begin{aligned} \log y(x) &= \log \mu(x) + \frac{1}{\mu(x)}(y(x) - \mu(x)) - \frac{1}{2g(y(x), \mu(x))^2}(y(x) - \mu(x))^2 \\ &= \log \mathbb{E}_{\theta' \sim Q(\theta')} [p_{\theta'}(x)] - \frac{1}{2g\{p_\theta(x), \int p_\theta(x) dQ(\theta)\}^2} \{p_\theta(x) - \mathbb{E}_{\theta' \sim Q(\theta')} [p_{\theta'}(x)]\}^2. \end{aligned}$$

Therefore,

$$\begin{aligned} -\log \int p_\theta(x) dQ(\theta) &= -\int \log p_\theta(x) dQ(\theta) - \int \frac{\{p_\theta(x) - \int p_{\theta'}(x) dQ(\theta')\}^2}{2g\{p_\theta(x), p_Q(x)\}^2} dQ(\theta) \\ \Delta_{\log}(Q, x) &= \int \frac{\{p_\theta(x) - \int p_{\theta'}(x) dQ(\theta')\}^2}{2g\{p_\theta(x), p_Q(x)\}^2} dQ(\theta). \end{aligned}$$

□

**Lemma 5.** *Under Assumptions 1-4, for any  $\lambda_n \geq d_S/r_0$ , we have*

$$\mathbb{E} \int \mathcal{D}_S(P_\theta, P_0) dQ_n^\dagger(\theta) \leq \mathcal{D}_S(P_{\theta^*}, P_0) + \frac{d_S}{\lambda_n} \log \left( \frac{e \cdot c_S \lambda_n}{d_S} \right) + \frac{\lambda_n C^2}{n}.$$

Furthermore, for the specific choice  $\lambda_n = n^{1/2} \sqrt{\frac{d_S}{C^2} \log \left( \frac{ec}{d_S} \right)}$ , for any  $n \geq \frac{d_S C^2}{r_0^2 \log \left( \frac{e \cdot c_S}{d_S} \right)}$ , we have

$$\mathbb{E} \left[ \mathcal{D}_S \left( P_{Q_n^\dagger}, P_0 \right) \right] \leq \mathcal{D}_S(P_{\theta^*}, P_0) + C (\log n/n)^{1/2}.$$

*Proof.* The proof follows similar arguments to those used to prove Lemma 1 but where we take  $L(\theta, \theta') = R(\theta) = \mathcal{S}(P_\theta, P_0) - \mathcal{S}(P_0, P_0)$  and  $L_n(\theta, \theta') = R_n(\theta) = S_n(P_\theta) - S_n(P_0)$ . If Assumption 3 is satisfied for  $R(\theta)$  and  $R_n(\theta)$ , then

$$1 \geq \mathbb{E} \int e^{\lambda_n \{R(\theta) - R_n(\theta)\} - \frac{\lambda_n^2 C^2}{n}} d\Pi(\theta).$$

Apply the Donsker-Varadhan lemma with  $h(\theta) = R(\theta) - R_n(\theta)$  to obtain

$$1 \geq \mathbb{E} e^{\sup_{Q \in \mathcal{P}(\Theta)} \lambda_n \int [R(\theta) - R_n(\theta)] dQ(\theta) - \text{KL}(Q \parallel \Pi) - \frac{\lambda_n^2 C^2}{n}}.$$

Apply Jensen's inequity and take logs to obtain

$$0 \geq \mathbb{E} \sup_{Q \in \mathcal{P}(\Theta)} \left\{ \lambda_n \int [R(\theta) - R_n(\theta)] dQ(\theta) - \text{KL}(Q \parallel \Pi) - \frac{\lambda_n^2 C^2}{n} \right\}.$$

Since the above is true for any  $Q \in \mathcal{P}(\Theta)$ , it is also true for  $Q = Q_n^\dagger$ . Applying this choice and re-arranging terms yields

$$\mathbb{E} \int R(\theta) dQ_n^\dagger(\theta) \leq \mathbb{E} \left\{ \int R_n(\theta) dQ_n^\dagger(\theta) + \frac{\text{KL}(Q_n^\dagger \parallel \Pi)}{\lambda_n} + \frac{\lambda_n C^2}{n} \right\}.$$

Use the definitions of  $R(\theta)$  and  $R_n(\theta)$ , and Assumption 1, to obtain the inequality

$$\begin{aligned} & \mathbb{E} \left[ \mathcal{S}(P_{Q_n^\dagger}, P_0) - \mathcal{S}(P_0, P_0) \right] \\ & \leq \mathbb{E} \left[ \int \{ \mathcal{S}(P_\theta, P_0) - \mathcal{S}(P_0, P_0) \} dQ_n^\dagger(\theta) \right] \end{aligned} \tag{6}$$

$$\begin{aligned} & \leq \mathbb{E} \left\{ \int \{ S_n(P_\theta) - S_n(P_0) \} dQ_n^\dagger(\theta) + \frac{\text{KL}(Q_n^\dagger \parallel \Pi)}{\lambda_n} \right\} + \frac{\lambda_n C^2}{n} \\ & \leq \mathbb{E} \inf_{Q \in \mathcal{P}(\Theta)} \left\{ \int \{ S_n(P_\theta) - S_n(P_0) \} dQ(\theta) + \frac{\text{KL}(Q \parallel \Pi)}{\lambda_n} \right\} + \frac{\lambda_n C^2}{n} \\ & = \mathbb{E} \inf_{Q \in \mathcal{P}(\Theta)} \left\{ \int \{ S_n(P_\theta) - S_n(P_0) \} dQ(\theta) + \frac{\text{KL}(Q \parallel \Pi)}{\lambda_n} \right\} + \frac{\lambda_n C^2}{n} \end{aligned} \tag{7}$$

Define the distributions  $\Pi_{\mathcal{B}_r}$  indexed by a radius  $r > 0$  with corresponding density:

$$\pi_{\mathcal{B}_r}(\theta) := \frac{1(\theta \in \mathcal{B}_r) \pi(\theta)}{\Pi(\mathcal{B}_r)} \quad \text{with} \quad \mathcal{B}_r := \{ \theta \in \Theta : \mathcal{D}_S(P_\theta, P_0) \leq \mathcal{D}_S(P_{\theta^*}, P_0) + r \}.$$

We can now further upper bound (6) by restricting the infimum on the right-hand side of (7) to distributions belonging to the set  $\{\Pi_{\mathcal{B}_r} : r > 0\} \subset \mathcal{P}(\Theta)$ , which yields

$$\begin{aligned}
\mathbb{E} \int \mathcal{D}_S(P_\theta, P_0) dQ_n^\dagger(\theta) &\leq \mathbb{E} \inf_{r>0} \left\{ \int \{S_n(P_\theta) - S_n(P_0)\} d\Pi_{\mathcal{B}_r}(\theta) + \frac{\text{KL}(\Pi_{\mathcal{B}_r} \parallel \Pi)}{\lambda_n} \right\} + \frac{\lambda_n C^2}{n} \\
&\leq \inf_{r>0} \left\{ \int \mathcal{D}_S(P_\theta, P_0) d\Pi_{\mathcal{B}_r}(\theta) + \frac{\text{KL}(\Pi_{\mathcal{B}_r} \parallel \Pi)}{\lambda_n} \right\} + \frac{\lambda_n C^2}{n} \\
&= \inf_{r>0} \left\{ \int \mathcal{D}_S(P_\theta, P_0) d\Pi_{\mathcal{B}_r}(\theta) + \frac{\log \{1/\Pi(\mathcal{B}_r)\}}{\lambda_n} \right\} + \frac{\lambda_n C^2}{n} \\
&\leq \inf_{0<r\leq r_0} \left\{ \int \{\mathcal{D}_S(P_{\theta^*}, P_0) + r\} d\Pi_{\mathcal{B}_r}(\theta) + \frac{d_S \log(c_S/r)}{\lambda_n} \right\} + \frac{\lambda_n C^2}{n} \\
&= \mathcal{D}_S(P_{\theta^*}, P_0) + \inf_{0<r\leq r_0} \left\{ r + \frac{d_S \log(c_S/r)}{\lambda_n} \right\} + \frac{\lambda_n C^2}{n}.
\end{aligned}$$

As soon as  $\lambda_n \geq \frac{d_S}{r_0}$ , taking  $r = \frac{d_S}{\lambda_n} \leq r_0$  then leads to

$$\begin{aligned}
\mathbb{E} \int \mathcal{D}_S(P_\theta, P_0) dQ_n^\dagger(\theta) &\leq \mathcal{D}_S(P_{\theta^*}, P_0) + \frac{d_S}{\lambda_n} + \frac{d_S}{\lambda_n} \log \left( \frac{c_S \lambda_n}{d_S} \right) + \frac{\lambda_n C^2}{n} \\
&= \mathcal{D}_S(P_{\theta^*}, P_0) + \frac{d_S}{\lambda_n} \log \left( \frac{e \cdot c_S \lambda_n}{d_S} \right) + \frac{\lambda_n C^2}{n},
\end{aligned}$$

which establishes the first result.

To obtain the second, substitute  $\lambda_n = n^{1/2} \sqrt{\frac{d_S}{C^2} \log \left( \frac{e \cdot c_S}{d_S} \right)}$  in the bound, for  $n \geq \frac{d_S C^2}{r_0^2 \log \left( \frac{e \cdot c_S}{d_S} \right)}$ , to obtain

$$\begin{aligned}
&\mathbb{E} \int \mathcal{D}_S(P_\theta, P_0) dQ_n^\dagger(\theta) \\
&\leq \mathcal{D}_S(P_{\theta^*}, P_0) + \frac{C \sqrt{d_S} \log \left( n^{1/2} \frac{e \cdot c_S}{C \sqrt{d_S}} \sqrt{\log \left( \frac{e \cdot c_S}{d_S} \right)} \right)}{n^{1/2} \sqrt{\log \left( \frac{e \cdot c_S}{d_S} \right)}} + \frac{C \sqrt{d_S}}{n^{1/2}} \sqrt{\log \left( \frac{e \cdot c_S}{d_S} \right)},
\end{aligned}$$

and by convexity, Assumption 1 implies that  $\mathbb{E}[\mathcal{D}_S(P_{Q_n^\dagger}, P_0)] \leq \mathbb{E} \int \mathcal{D}_S(P_\theta, P_0) dQ_n^\dagger(\theta)$ ,

which ends the proof.  $\square$



## C Proofs of Main results

*Proof of Lemma 1.* Let us consider any fixed integer  $k > 1$ . Recall  $Q^k = \bigotimes_{j=1}^k Q$ . Apply the Donsker-Varadhan Lemma with  $h(\theta_{1:k}) = k\lambda_n\{L(\theta_{1:k}) - L_n(\theta_{1:k})\}$ , to see that,  $P_0$ -almost surely,  $\forall Q \in \mathcal{P}(\Theta)$ , we have

$$\int k\lambda_n \{L(\theta_{1:k}) - L_n(\theta_{1:k})\} dQ^k(\theta_{1:k}) \leq \text{KL}(Q^k \|\Pi^k) + \log \int e^{k\lambda_n\{L(\theta_{1:k}) - L_n(\theta_{1:k})\}} d\Pi^k(\theta_{1:k}).$$

Rearranging terms, we have  $P_0$ -almost surely,  $\forall Q \in \mathcal{P}(\Theta)$ ,

$$\int L(\theta_{1:k}) dQ^k(\theta_{1:k}) \leq \int L_n(\theta_{1:k}) dQ^k(\theta_{1:k}) + \frac{\text{KL}(Q^k \|\Pi^k)}{k\lambda_n} + \frac{\log \int e^{k\lambda_n\{L(\theta_{1:k}) - L_n(\theta_{1:k})\}} d\Pi^k(\theta_{1:k})}{k\lambda_n},$$

and  $P_0$ -almost surely, for  $Q = Q_n$  in particular:

$$\int L(\theta_{1:k}) dQ_n^k(\theta_{1:k}) \leq \int L_n(\theta_{1:k}) dQ_n^k(\theta_{1:k}) + \frac{\text{KL}(Q_n^k \|\Pi^k)}{k\lambda_n} + \frac{\log \int e^{k\lambda_n\{L(\theta_{1:k}) - L_n(\theta_{1:k})\}} d\Pi^k(\theta_{1:k})}{k\lambda_n}.$$

Taking expectation with respect to  $P_0$  on both sides and applying Jensen's inequality to the log then leads to:

$$\begin{aligned} \mathbb{E} \int L(\theta_{1:k}) dQ_n^k(\theta_{1:k}) &\leq \mathbb{E} \int L_n(\theta_{1:k}) dQ_n^k(\theta_{1:k}) + \frac{\mathbb{E} \text{KL}(Q_n^k \|\Pi^k)}{k\lambda_n} + \frac{\mathbb{E} \log \int e^{k\lambda_n\{L(\theta_{1:k}) - L_n(\theta_{1:k})\}} d\Pi^k(\theta_{1:k})}{k\lambda_n} \\ &\leq \mathbb{E} \int L_n(\theta_{1:k}) dQ_n^k(\theta_{1:k}) + \frac{\mathbb{E} \text{KL}(Q_n^k \|\Pi^k)}{k\lambda_n} + \frac{\log \mathbb{E} \int e^{k\lambda_n\{L(\theta_{1:k}) - L_n(\theta_{1:k})\}} d\Pi^k(\theta_{1:k})}{k\lambda_n}. \end{aligned}$$

The last term on the right-hand-side is controlled using Tonelli's theorem and Assumption

3, under which:

$$\log \mathbb{E} \int e^{k\lambda_n\{L(\theta_{1:k}) - L_n(\theta_{1:k})\}} d\Pi^k(\theta_{1:k}) = \log \int \mathbb{E} e^{k\lambda_n\{L(\theta_{1:k}) - L_n(\theta_{1:k})\}} d\Pi^k(\theta_{1:k}) \leq \frac{k^2 \lambda_n^2 C_k^2}{n},$$

which then gives

$$\begin{aligned} \mathbb{E} \int L(\theta_{1:k}) dQ_n^k(\theta_{1:k}) &\leq \mathbb{E} \int L_n(\theta_{1:k}) dQ_n^k(\theta_{1:k}) + \frac{\mathbb{E} \text{KL}(Q_n^k \|\Pi^k)}{k\lambda_n} + \frac{\lambda_n k C_k^2}{n} \\ &= \mathbb{E} \left[ \int L_n(\theta_{1:k}) dQ_n^k(\theta_{1:k}) + \frac{\text{KL}(Q_n^k \|\Pi^k)}{k\lambda_n} \right] + \frac{\lambda_n k C_k^2}{n}. \end{aligned}$$

Recall that  $Q_n$  is the minimiser of the quantity inside the expectation on the right-hand-side to finally write:

$$\mathbb{E} \int L(\theta_{1:k}) dQ_n^k(\theta_{1:k}) \leq \mathbb{E} \left[ \inf_{Q \in \mathcal{P}(\Theta)} \left\{ \int L_n(\theta_{1:k}) dQ^k(\theta_{1:k}) + \frac{\text{KL}(Q^k \parallel \Pi^k)}{k\lambda_n} \right\} \right] + \frac{\lambda_n k C_k^2}{n}.$$

To obtain the first result of the theorem, we just need to lower bound the expected integral on the left-hand-side. From the convexity in Assumption 1, for the DI-based approximation (Assumption 2 (DI)), we have

$$\begin{aligned} \mathcal{S} \left( \int P_\theta dQ_n(\theta), P_0 \right) &= \int \mathcal{S}(P_\theta, P_0) dQ_n(\theta) - \mathbb{E}\{\Delta(Q_n, X)\} \\ &\leq \int \mathcal{S}(P_\theta, P_0) dQ_n(\theta) - \int \delta(\theta_{1:k}) dQ^k(\theta_{1:k}) \equiv \int L(\theta_{1:k}) dQ_n(\theta_{1:k}), \end{aligned}$$

where  $\delta(\theta_{1:k}) = \mathbb{E}[\delta(\theta_{1:k}, X)]$ ; alternatively, by Assumption 1, under the MS-class of approximations (Assumption 2 (MS)), we have

$$\mathcal{S} \left( \int P_\theta dQ_n(\theta), P_0 \right) \leq \int \mathcal{S} \left( \frac{1}{k} \sum_{j=1}^k P_{\theta_j}, P_0 \right) dQ_n^k(\theta_{1:k}) \equiv \int L(\theta_{1:k}) dQ_n(\theta_{1:k}).$$

Finally, and recalling  $P_{Q_n} = \int P_\theta dQ_n(\theta)$ , this gives us

$$\mathbb{E} [\mathcal{S}(P_{Q_n}, P_0)] \leq \mathbb{E} \inf_{Q \in \mathcal{P}(\Theta)} \left\{ \int L_n(\theta_{1:k}) dQ^k(\theta_{1:k}) + \frac{\text{KL}(Q^k \parallel \Pi^k)}{k\lambda_n} \right\} + \frac{\lambda_n k C_k^2}{n} \quad (8)$$

as desired.

To obtain the second result, notice that when no approximation is used, we have for any  $Q$  and any  $x$  that

$$S(P_Q, x) = \widehat{S}(P_Q, x) \equiv \int L(\theta_{1:k}, x) dQ^k(\theta_{1:k}),$$

which implies that for any  $Q$ , we have

$$S_n(P_Q) \equiv \frac{1}{n} \sum_{i=1}^n S(P_Q, x_i) = \frac{1}{n} \sum_{i=1}^n \int L(\theta_{1:k}, x_i) dQ^k(\theta_{1:k}) \equiv \int L_n(\theta_{1:k}) dQ^k(\theta_{1:k}).$$

Using the above, we can rewrite equation (8) as

$$\begin{aligned}
\mathbb{E} \{ \mathcal{S}(P_{Q_n}, P_0) \} &\leq \mathbb{E} \left[ \inf_{Q \in \mathcal{P}(\Theta)} \left\{ \int L_n(\theta_{1:k}) dQ^k(\theta_{1:k}) + \frac{\text{KL}(Q^k \| \Pi^k)}{k\lambda_n} \right\} \right] + \frac{\lambda_n k C_k^2}{n} \\
&= \mathbb{E} \left[ \inf_{Q \in \mathcal{P}(\Theta)} \left\{ S_n(P_Q) + \frac{\text{KL}(Q^k \| \Pi^k)}{k\lambda_n} \right\} \right] + \frac{\lambda_n k C_k^2}{n} \\
&\leq \inf_{Q \in \mathcal{P}(\Theta)} \left\{ \mathcal{S}(P_Q, P_0) + \frac{\text{KL}(Q^k \| \Pi^k)}{k\lambda_n} \right\} + \frac{\lambda_n k C_k^2}{n}.
\end{aligned}$$

Recalling that  $\mathcal{S}(P_0, P_0) = \mathbb{E} S_n(P_0)$ , we can subtract  $\mathcal{S}(P_0, P_0)$  from both sides and write

$$\begin{aligned}
\mathbb{E} \{ \mathcal{D}_S(P_{Q_n}, P_0) \} &= \mathbb{E} \{ \mathcal{S}(P_{Q_n}, P_0) - \mathcal{S}(P_0, P_0) \} \\
&\leq \inf_{Q \in \mathcal{P}(\Theta)} \left\{ \mathcal{S}(P_Q, P_0) - \mathcal{S}(P_Q, P_0) + \frac{\text{KL}(Q^k \| \Pi^k)}{k\lambda_n} \right\} + \frac{\lambda_n k C_k^2}{n} \\
&= \inf_{Q \in \mathcal{P}(\Theta)} \left\{ \mathcal{D}(P_Q, P_0) + \frac{\text{KL}(Q^k \| \Pi^k)}{k\lambda_n} \right\} + \frac{\lambda_n k C_k^2}{n}.
\end{aligned}$$

□

*Proof of Theorem 3.* Recalling the definition of  $\mathcal{B}_r$  in Assumption 4, define the candidate density

$$\pi_{\mathcal{B}_r}(\theta) := \frac{1(\theta \in \mathcal{B}_r) \pi(\theta)}{\Pi(\mathcal{B}_r)}.$$

Now, the RHS of the inequality in Lemma 1 is true for any  $Q \in \mathcal{P}(\Theta)$ , and remains true for  $Q = \Pi_{\mathcal{B}_n}$ . Under this choice for  $Q$ , and for  $\delta_n(Q^k) = \frac{1}{n} \sum_{i=1}^n \int \delta(\theta_{1:k}, x_i) dQ^k(\theta_{1:k})$ , equation

(8) in Lemma 1 can be restated as

$$\begin{aligned}
\mathbb{E}[\mathcal{D}_S(P_{Q_n}, P_0)] &\leq \mathbb{E} \left[ \inf_{r>0} \left\{ \int L_n(\theta_{1:k}) d\Pi_{\mathcal{B}_r}^k(\theta_{1:k}) - \mathcal{S}(P_0, P_0) + \frac{\text{KL}(\Pi_{\mathcal{B}_r}^k \|\Pi^k)}{k\lambda_n} \right\} \right] + \frac{\lambda_n k C_k^2}{n} \\
&= \mathbb{E} \left[ \inf_{r>0} \left\{ \int S_n(\theta) d\Pi_{\mathcal{B}_r}(\theta_k) - \mathcal{S}(P_0, P_0) - \delta_n(\Pi_{\mathcal{B}_r}^k) + \frac{\text{KL}(\Pi_{\mathcal{B}_r}^k \|\Pi^k)}{k\lambda_n} \right\} \right] + \frac{\lambda_n k C_k^2}{n} \\
&\leq \inf_{r>0} \left[ \mathbb{E} \left\{ \int S_n(\theta) d\Pi_{\mathcal{B}_r}(\theta) - \mathcal{S}(P_0, P_0) - \delta_n(\Pi_{\mathcal{B}_r}^k) + \frac{\text{KL}(\Pi_{\mathcal{B}_r}^k \|\Pi^k)}{k\lambda_n} \right\} \right] + \frac{\lambda_n k C_k^2}{n} \\
&\leq \inf_{r>0} \left\{ \int \mathcal{D}_S(P_\theta, P_0) d\Pi_{\mathcal{B}_r}(\theta) - \mathbb{E} \delta_n(\Pi_{\mathcal{B}_r}^k) + \frac{\text{KL}(\Pi_{\mathcal{B}_r}^k \|\Pi^k)}{k\lambda_n} \right\} + \frac{k\lambda_n C_k^2}{n} \\
&\leq \inf_{r>0} \left\{ \int \mathcal{D}_S(P_\theta, P_0) d\Pi_{\mathcal{B}_r}(\theta) + \frac{\text{KL}(\Pi_{\mathcal{B}_r}^k \|\Pi^k)}{k\lambda_n} \right\} + \frac{k\lambda_n C_k^2}{n},
\end{aligned}$$

where the last line follows since  $\delta_n(\Pi_{\mathcal{B}_r}^k) \geq 0$  for all  $r > 0$ .

Note that  $\text{KL}(Q^k \|\Pi^k) = k \cdot \text{KL}(Q \|\Pi)$ , and that, for  $0 \leq r \leq r_0$ , over  $\mathcal{B}_r$ ,  $\mathcal{D}_S(P_\theta, P_0) \leq \mathcal{D}_S(P_{\theta^*}, P_0) + r$ , so that we obtain

$$\begin{aligned}
\mathbb{E}[\mathcal{D}_S(P_{Q_n}, P_0)] &\leq \inf_{r>0} \left\{ \int \mathcal{D}_S(P_\theta, P_0) d\Pi_{\mathcal{B}_r}(\theta) + \frac{\text{KL}(\Pi_{\mathcal{B}_r}^k \|\Pi^k)}{k\lambda_n} \right\} + \frac{k\lambda_n C_k^2}{n}, \\
&= \inf_{r>0} \left\{ \int \mathcal{D}_S(P_\theta, P_0) d\Pi_{\mathcal{B}_r}(\theta) + \frac{\text{KL}(\Pi_{\mathcal{B}_r} \|\Pi)}{\lambda_n} \right\} + \frac{k\lambda_n C_k^2}{n} \\
&= \inf_{r>0} \left\{ \int \mathcal{D}_S(P_\theta, P_0) d\Pi_{\mathcal{B}_r}(\theta) + \frac{\log \{1/\Pi(\mathcal{B}_r)\}}{\lambda_n} \right\} + \frac{k\lambda_n C_k^2}{n}, \\
&\leq \inf_{r_0 \geq r>0} \left\{ \int \{\mathcal{D}_S(P_{\theta^*}, P_0) + r\} d\Pi_{\mathcal{B}_r}(\theta) + \frac{d_S \log(cs/r)}{\lambda_n} \right\} + \frac{k\lambda_n C_k^2}{n} \\
&= \mathcal{D}_S(P_{\theta^*}, P_0) + \inf_{r_0 \geq r>0} \left\{ r + \frac{d_S \log(cs/r)}{\lambda_n} \right\} + \frac{k\lambda_n C_k^2}{n}
\end{aligned}$$

The remainder of the proof follows the same as in the proof of Lemma 5.  $\square$

*Proof of Theorem 4.* Assumption 5 ensures the existence of some  $Q^* \in \arg \inf_{Q \in \mathcal{P}(\Theta)} \mathcal{D}_S(P_Q, P_0)$  such that

$$\text{JenGap} := \mathcal{D}_S(P_{\theta^*}, P_0) - \mathcal{D}_S(P_{Q^*}, P_0) - \text{AppGap}(Q^*, k) > 0,$$

with  $\text{AppGap}(Q^*, k) \geq 0$  under Assumptions 1-2. According to Assumption 6, there also

exists some  $\tilde{Q}^*$  such that  $\text{KL}(\tilde{Q}^* \|\Pi) < +\infty$  and

$$\left| \int L(\theta_{1:k}) dQ^*(\theta) - \int L(\theta_{1:k}) d\tilde{Q}^*(\theta) \right| \leq \frac{\text{JenGap}}{4}.$$

Denoting

$$\text{AppGap}_n(Q, k) := \frac{1}{n} \left\{ \hat{S} \left( \int P_\theta dQ(\theta), x_i \right) - S \left( \int P_\theta dQ(\theta), x_i \right) \right\},$$

we can re-arrange equation (8) in the proof of Lemma 1 (valid due to Assumptions 1-3) as

$$\begin{aligned} & \mathbb{E} \left[ \mathcal{D}_S \left( \int P_\theta dQ_n(\theta), P_0 \right) \right] \\ & \leq \mathbb{E} \left[ \inf_{Q \in \mathcal{P}(\Theta)} \left\{ \frac{1}{n} \sum_{i=1}^n \left( \hat{S} \left( \int P_\theta dQ(\theta), x_i \right) - S(P_0, x_i) \right) + \frac{\text{KL}(Q^k \|\Pi^k)}{k\lambda_n} \right\} \right] + \frac{\lambda_n k C_k^2}{n} \\ & = \mathbb{E} \left[ \inf_{Q \in \mathcal{P}(\Theta)} \left\{ \frac{1}{n} \sum_{i=1}^n \left( S \left( \int P_\theta dQ(\theta), x_i \right) - S(P_0, x_i) \right) + \text{AppGap}_n(Q, k) + \frac{\text{KL}(Q^k \|\Pi^k)}{k\lambda_n} \right\} \right] + \frac{\lambda_n k C_k^2}{n} \\ & \leq \inf_{Q \in \mathcal{P}(\Theta)} \left\{ \mathbb{E} \left[ \frac{1}{n} \sum_{i=1}^n \left( S \left( \int P_\theta dQ(\theta), x_i \right) - S(P_0, x_i) \right) + \text{AppGap}_n(Q, k) + \frac{\text{KL}(Q^k \|\Pi^k)}{k\lambda_n} \right] \right\} + \frac{\lambda_n k C_k^2}{n} \\ & = \inf_{Q \in \mathcal{P}(\Theta)} \left\{ \mathcal{D}_S \left( \int P_\theta dQ(\theta), P_0 \right) + \text{AppGap}(Q, k) + \frac{\text{KL}(Q \|\Pi)}{\lambda_n} \right\} + \frac{\lambda_n k C_k^2}{n}. \end{aligned} \tag{9}$$

Hence, since  $\text{KL}(Q^k \|\Pi^k) = k \cdot \text{KL}(Q \|\Pi)$ , we can obtain:

$$\begin{aligned}
& \mathbb{E} \left[ \mathcal{D}_S \left( \int P_\theta \mathrm{d}Q_n(\theta), P_0 \right) \right] \\
& \leq \inf_{Q \in \mathcal{P}(\Theta)} \left\{ \mathcal{D}_S \left( \int P_\theta \mathrm{d}Q(\theta), P_0 \right) + \text{AppGap}(Q, k) + \frac{\text{KL}(Q \|\Pi)}{\lambda_n} \right\} + \frac{\lambda_n k C_k^2}{n} \\
& = \inf_{Q \ll \Pi} \left\{ \mathcal{D}_S \left( \int P_\theta \mathrm{d}Q(\theta), P_0 \right) + \text{AppGap}(Q, k) + \frac{\text{KL}(Q \|\Pi)}{\lambda_n} \right\} + \frac{\lambda_n k C_k^2}{n} \\
& \leq \mathcal{D}_S \left( \int P_\theta \mathrm{d}\tilde{Q}^*(\theta), P_0 \right) + \text{AppGap}(\tilde{Q}^*, k) + \frac{\text{KL}(\tilde{Q}^* \|\Pi)}{\lambda_n} + \frac{k \lambda_n C_k^2}{n} \\
& = \underbrace{\mathcal{D}_S \left( \int P_\theta \mathrm{d}\tilde{Q}^*(\theta), P_0 \right) + \text{AppGap}(\tilde{Q}^*, k)}_{\equiv \int L(\theta_{1:k}) \mathrm{d}\tilde{Q}^*(\theta_{1:k}) - S(P_0, P_0)} - \underbrace{\mathcal{D}_S \left( \int P_\theta \mathrm{d}Q^*(\theta), P_0 \right) + \text{AppGap}(Q^*, k)}_{\equiv \int L(\theta_{1:k}) \mathrm{d}Q^*(\theta_{1:k}) - S(P_0, P_0)} \\
& \quad + \mathcal{D}_S \left( \int P_\theta \mathrm{d}Q^*(\theta), P_0 \right) + \text{AppGap}(Q^*, k) + \frac{\text{KL}(\tilde{Q}^* \|\Pi)}{\lambda_n} + \frac{k \lambda_n C_k^2}{n} \\
& \leq \frac{\text{JenGap}}{4} + \mathcal{D}_S \left( \int P_\theta \mathrm{d}Q^*(\theta), P_0 \right) + \text{AppGap}(Q^*, k) + \frac{\text{KL}(\tilde{Q}^* \|\Pi)}{\lambda_n} + \frac{k \lambda_n C_k^2}{n} \\
& = \frac{\text{JenGap}}{4} + \mathcal{D}_S(P_{Q^*}, P_0) + \{\mathcal{D}_S(P_{\theta^*}, P_0) - \mathcal{D}_S(P_{Q^*}, P_0) - \text{JenGap}\} + \frac{\text{KL}(\tilde{Q}^* \|\Pi)}{\lambda_n} + \frac{k \lambda_n C_k^2}{n} \\
& = \mathcal{D}_S(P_{\theta^*}, P_0) + \frac{\text{KL}(\tilde{Q}^* \|\Pi)}{\lambda_n} + \frac{k \lambda_n C_k^2}{n} - \frac{3}{4} \text{JenGap}.
\end{aligned}$$

Hence using Assumption 4, for  $n$  large enough so that

$$\frac{\text{KL}(\tilde{Q}^* \|\Pi)}{\lambda_n} + \frac{k \lambda_n C_k^2}{n} \leq \frac{\text{JenGap}}{4},$$

we have

$$\mathbb{E} \left[ \mathcal{D}_S \left( \int P_\theta \mathrm{d}Q_n(\theta), P_0 \right) \right] \leq \mathcal{D}_S(P_{\theta^*}, P_0) - \frac{\text{JenGap}}{2}.$$

Furthermore, from Lemma 5,

$$\mathbb{E} \left[ \mathcal{D}_S \left( \int P_\theta \mathrm{d}Q_n^\dagger(\theta), P_0 \right) \right] \leq C \frac{\log(n)}{n^{1/2}} + \mathcal{D}_S(P_{\theta^*}, P_0)$$

so that for  $n$  large enough

$$\mathbb{E} \left[ \mathcal{D}_S \left( \int P_\theta \mathrm{d}Q_n^\dagger(\theta), P_0 \right) \right] \geq \mathcal{D}_S(P_{\theta^*}, P_0) - \frac{\text{JenGap}}{4},$$

so that for  $n$  large enough but finite,

$$\begin{aligned}\mathbb{E} \left[ \mathcal{D}_S \left( \int P_\theta dQ_n(\theta), P_0 \right) \right] &\leq \mathcal{D}_S(P_{\theta^*}, P_0) - \frac{\text{JenGap}}{2} \\ &\leq \mathbb{E} \left[ \mathcal{D}_S \left( \int P_\theta dQ_n^\dagger(\theta), P_0 \right) \right] - \frac{\text{JenGap}}{4} \\ &< \mathbb{E} \left[ \mathcal{D}_S \left( \int P_\theta dQ_n^\dagger(\theta), P_0 \right) \right].\end{aligned}$$

To obtain the second result, return to equation (9), and use the fact that  $Q^* \in \operatorname{arginf}_{Q \in \mathcal{P}(\Theta)} \mathcal{D}_S(P_Q, P_0)$  satisfies  $\text{KL}(Q^* \|\Pi) < \infty$ , to obtain

$$\begin{aligned}\mathbb{E} \left[ \mathcal{D}_S \left( \int P_\theta dQ_n(\theta), P_0 \right) \right] &\leq \inf_{Q \in \mathcal{P}(\Theta)} \left\{ \mathcal{D}_S \left( \int P_\theta dQ(\theta), P_0 \right) + \text{AppGap}(Q, k) + \frac{\text{KL}(Q \|\Pi)}{\lambda_n} \right\} + \frac{\lambda_n k C_k^2}{n} \\ &\leq \mathcal{D}_S(P_{Q^*}, P_0) + \text{AppGap}(Q^*, k) + \frac{\text{KL}(Q^* \|\Pi)}{\lambda_n} + \frac{\lambda_n k C_k^2}{n} \\ &\leq \frac{C}{\lambda_n} + \frac{\lambda_n k C_k^2}{n} + \text{AppGap}(Q^*, k).\end{aligned}$$

Choosing  $\lambda_n \propto n^{1/2}/\log(n)$  then yields the stated result.  $\square$

*Proof of Theorem 5.* We break the result up into cases depending on whether (i) or (ii) in Assumption 7 is satisfied.

**Assumption 7(i).** From equation (9) in the proof of Theorem 4, we have that

$$\begin{aligned}\mathbb{E} [\mathcal{D}_S(P_{Q_n}, P_0)] &\leq \inf_{Q \in \mathcal{P}(\Theta)} \left\{ \mathcal{D}_S \left( \int P_\theta dQ(\theta), P_0 \right) + \text{AppGap}(Q, k) + \frac{\text{KL}(Q \|\Pi)}{\lambda_n} \right\} + \frac{\lambda_n k C_k^2}{n} \\ &\leq \inf_{Q \ll \Pi} \left\{ \mathcal{D}_S \left( \int P_\theta dQ(\theta), P_0 \right) + \text{AppGap}(Q, k) + \frac{\text{KL}(Q \|\Pi)}{\lambda_n} \right\} + \frac{\lambda_n k C_k^2}{n} \\ &= \mathcal{D}_S(P_{Q^*}, P_0) + \text{AppGap}(Q^*, k) + \frac{\text{KL}(Q^* \|\Pi)}{\lambda_n} + \frac{\lambda_n k C_k^2}{n} \\ &\leq \text{AppGap}(Q^*, k) + C \frac{\log(n)}{n^{1/2}},\end{aligned}$$

where the last inequality follows from the fact that  $\text{KL}(Q^* \|\Pi) < \infty$  and choosing  $\lambda_n = (n/\log n)^{1/2}$ . Since in this case  $\mathcal{D}_S(P_{Q^*}, P_0) = 0$ ,

$$\text{JenGap} = \mathcal{D}_S(P_{\theta^*}, P_0) - \text{AppGap}(Q^*, k) > 0,$$

so that under Assumption 5, there exist an  $n$  large enough so that

$$\begin{aligned}\mathbb{E} [\mathcal{D}_S(P_{Q_n}, P_0)] &\leq \text{AppGap}(Q^*, k) - \mathcal{D}_S(P_{\theta^*}, P_0) + C \frac{\log(n)}{n^{1/2}} + \mathcal{D}_S(P_{\theta^*}, P_0) \\ &= -\text{JenGap} + C \frac{\log(n)}{n^{1/2}} + \mathcal{D}_S(P_{\theta^*}, P_0) \\ &< -\frac{\text{JenGap}}{4} + \mathcal{D}_S(P_{\theta^*}, P_0).\end{aligned}$$

Further, for  $n$  large enough, from Lemma 5,  $\mathbb{E} \left[ \mathcal{D}_S(P_{Q_n^\dagger}, P_0) \right] \geq -\frac{\text{JenGap}}{4} + \mathcal{D}_S(P_{\theta^*}, P_0)$ .

Putting these inequalities together, we see that, for  $n$  large enough,

$$\mathbb{E} [\mathcal{D}_S(P_{Q_n}, P_0)] < -\frac{\text{JenGap}}{4} + \mathcal{D}_S(P_{\theta^*}, P_0) \leq \mathbb{E} \left[ \mathcal{D}_S(P_{Q_n^\dagger}, P_0) \right].$$

**Assumption 7(ii).** Recall  $\mathcal{B}_{r,j} = \{\theta : \mathcal{D}_S(P_\theta, P_{\theta_j^*}) \leq r\}$ , denote  $\mathbf{d}Q_r^*(\theta) = \sum_{j=1}^K \omega_j \mathbf{d}\pi_{r,j}^*(\theta)$

where  $\omega \in \Delta^{K-1}$ , and

$$\mathbf{d}\pi_{r,j}^*(\theta) = \begin{cases} \frac{\pi(\theta)}{\Pi(\mathcal{B}_{r,j})} & \text{if } \theta \in \mathcal{B}_{r,j} \\ 0 & \text{else} \end{cases}.$$

Using  $Q_r^*$  within equation (9) in the proof of Theorem 4, yields

$$\begin{aligned}\mathbb{E} [\mathcal{D}_S(P_{Q_n}, P_0)] &\leq \inf_{Q \in \mathcal{P}(\Theta)} \left\{ \mathcal{D}_S \left( \int P_\theta \mathbf{d}Q(\theta), P_0 \right) + \text{AppGap}(Q, k) + \frac{\text{KL}(Q \parallel \Pi)}{\lambda_n} \right\} + \frac{\lambda_n k C_k^2}{n} \\ &\leq \inf_{r>0} \left\{ \mathcal{D}_S \left( \int P_\theta \mathbf{d}Q_r^*(\theta), P_0 \right) + \text{AppGap}(Q_r^*, k) + \frac{\text{KL}(Q_r^* \parallel \Pi)}{\lambda_n} \right\} + \frac{\lambda_n C_k^2}{n} \\ &= \inf_{r>0} \left\{ \mathcal{D}_S \left( \sum_{j=1}^K \omega_j \int P_\theta \mathbf{d}\pi_{r,j}^*(\theta), \sum_{j=1}^K \omega_j P_{\theta_j^*} \right) + \frac{\text{KL} \left( \sum_{j=1}^K \omega_j \Pi_{r,j}^* \parallel \Pi \right)}{\lambda_n} + \text{AppGap}(Q_r^*, k) \right\} + \frac{\lambda_n C_k^2}{n} \\ &\leq \inf_{r>0} \left\{ \sum_{j=1}^K \omega_j \int \mathcal{D}_S(P_\theta, P_{\theta_j^*}) \mathbf{d}\pi_{r,j}^*(\theta) + \frac{\sum_{j=1}^K \omega_j \text{KL}(\Pi_{r,j}^* \parallel \Pi)}{\lambda_n} + \text{AppGap}(Q_r^*, k) \right\} + \frac{\lambda_n C_k^2}{n} \\ &\leq \inf_{r>0} \left\{ \sum_{j=1}^K \omega_j \int \mathcal{D}_S(P_\theta, P_{\theta_j^*}) \mathbf{d}\pi_{r,j}^*(\theta) + \frac{\sum_{j=1}^K \omega_j \log\{1/\Pi(\mathcal{B}_{r,j})\}}{\lambda_n} + \text{AppGap}(Q_r^*, k) \right\} + \frac{\lambda_n C_k^2}{n} \\ &\leq \inf_{r>0} \left\{ \sum_{j=1}^K \omega_j \int \mathcal{D}_S(P_\theta, P_{\theta_j^*}) \mathbf{d}\pi_{r,j}^*(\theta) + \frac{d_s \log(c_s/r)}{\lambda_n} + \text{AppGap}(Q_r^*, k) \right\} + \frac{\lambda_n C_k^2}{n} \\ &\leq \inf_{r>0} \left\{ r + \frac{d_s \log(c_s/r)}{\lambda_n} \right\} + \text{AppGap}(Q_r^*, k) + \frac{\lambda_n C_k^2}{n}.\end{aligned}$$



Optimising  $r$  using similar arguments to the end of Lemma 5 then yields the stated result. Furthermore, when equation (3) is satisfied with equality,  $\mathbf{AppGap}(Q_r^*, k) = 0$  for any  $r > 0$ .  $\square$

*Proof of Corollary 3.* The stated claim follows from the results in Theorem 3 and Lemma 5. In particular, from the proof of Theorem 3, we have,

$$\mathbb{E}[\mathcal{D}_S(P_{Q_n}, P_0)] \leq \mathcal{D}_S(P_{\theta^*}, P_0) + \inf_{r>0} \left\{ r + \frac{d_s \log(c_s/r)}{\lambda_n} \right\} + \frac{\lambda_n C_k^2}{n},$$

and optimizing the choice of  $\lambda_n$  as in the proof of Lemma 5 then yields

$$\begin{aligned} 0 \leq \mathbb{E}[\mathcal{D}_S(P_{Q_n}, P_0)] &\leq \mathcal{D}_S(P_{\theta^*}, P_0) + C \frac{\log(n)}{n^{1/2}} \\ &\leq C \frac{\log(n)}{n^{1/2}} + \mathbb{E}[\mathcal{D}_S(P_{Q_n^\dagger}, P_0)] + \mathbb{E} \left\{ \mathcal{D}_S(P_{\theta^*}, P_0) - \mathcal{D}_S(P_{Q_n^\dagger}, P_0) \right\} \\ &\leq C \frac{\log(n)}{n^{1/2}} + \mathbb{E}[\mathcal{D}_S(P_{Q_n^\dagger}, P_0)], \end{aligned}$$

where the third line follows from Lemma 5.  $\square$

*Proof of Corollary 4 .* Since  $\mathbf{d}_2(\cdot, \cdot)$  satisfies a weak triangle inequality, for some  $C > 0$ :

$$\mathbb{E}[\mathbf{d}_2(P_{Q_n}, P_{Q_n^\dagger})] \leq C \mathbb{E}[\mathbf{d}_2(P_{Q_n}, P_0) + \mathbf{d}_2(P_{Q_n^\dagger}, P_0)]. \quad (10)$$

Recall that, by Theorem 5,  $\mathbb{E}[\mathcal{D}_S(P_{Q_n}, P_0)] \leq C \log(n)/n^{1/2}$ , while from Lemma 5, we also have  $\mathbb{E}[\mathcal{D}_S(P_{Q_n^\dagger}, P_0)] \leq C \log(n)/n^{1/2}$ . Hence, from Assumption 8(iii), and concavity of the map  $x \mapsto x^{1/\alpha}$  for  $\alpha \geq 1$ ,

$$\begin{aligned} \mathbb{E}[\mathbf{d}_2(P_{Q_n}, P_0)] &\leq \mathbb{E}[\mathcal{D}_S(P_{Q_n}, P_0)^{1/\alpha}] \leq \{\mathbb{E}[\mathcal{D}_S(P_{Q_n}, P_0)]\}^{1/\alpha} \leq C \{\log(n)/n^{1/2}\}^{1/\alpha}, \\ \mathbb{E}[\mathbf{d}_2(P_{Q_n^\dagger}, P_0)] &\leq \mathbb{E}[\mathcal{D}_S(P_{Q_n^\dagger}, P_0)^{1/\alpha}] \leq \left\{ \mathbb{E}[\mathcal{D}_S(P_{Q_n^\dagger}, P_0)] \right\}^{1/\alpha} \leq \{\log(n)/n^{1/2}\}^{1/\alpha}. \end{aligned}$$

where the first bound comes from Theorem 5, and the second from Lemma 5. Applying the above bounds into (10), we obtain

$$\mathbb{E}[\mathbf{d}_2(P_{Q_n}, P_{Q_n^\dagger})] \leq C \{\log(n)/n^{1/2}\}^{1/\alpha}. \quad (11)$$

From equation (11), and Assumption 8(i) - identifiability and continuity of  $\theta \mapsto P_\theta$  - conclude that  $P_{Q_n} \rightarrow P_0$  and  $P_{Q_n^\dagger} \rightarrow P_0$ . Hence, by Assumption 8(ii) there exists  $N_1$  large enough so that, for  $n \geq N_1$ ,

$$\mathbb{E}[\mathbf{d}_1(Q_n, Q_n^\dagger)] \leq C\mathbb{E}[\mathbf{d}_2(P_{Q_n}, P_{Q_n^\dagger})].$$

Since  $Q_n^\dagger \rightarrow \delta_{\theta^*}$ , and  $P_0 = \int P_\theta d\delta_{\theta^*}$ , there exists an  $N_2$  large enough so that for all  $n \geq N_2$ ,

$$\mathbb{E}[\mathbf{d}_1(Q_n^\dagger, \delta_{\theta^*})] \leq C\mathbb{E}[\mathbf{d}_2(P_{Q_n^\dagger}, P_0)].$$

For  $n \geq \max\{N_1, N_2\}$ , apply the triangle inequality and equation (11) to obtain

$$\begin{aligned} \mathbb{E}[\mathbf{d}_1(Q_n, \delta_{\theta^*})] &\leq \mathbb{E}[\mathbf{d}_1(Q_n, Q_n^\dagger)] + \mathbb{E}[\mathbf{d}_1(Q_n^\dagger, \delta_{\theta^*})] \leq C\mathbb{E}[\mathbf{d}_2(P_{Q_n}, P_{Q_n^\dagger})] + C\mathbb{E}[\mathbf{d}_2(P_{Q_n^\dagger}, P_0)] \\ &\leq C\mathbb{E}[\mathbf{d}_2(P_{Q_n}, P_0)] + 2C\mathbb{E}[\mathbf{d}_2(P_{Q_n^\dagger}, P_0)] \\ &\leq C(\log n/n^{1/2})^{1/\alpha}. \end{aligned}$$

□

*Proof of Theorem 6.* The proof exploits the following upper bound from Lemma 1:

$$\begin{aligned} &\mathbb{E}[\mathcal{D}_S(P_{Q_n}, P_0)] \\ &\leq \inf_{Q \in \mathcal{P}(\Theta)} \left\{ \widehat{S}_k(P_Q, P_0) - \mathcal{S}(P_0, P_0) + \frac{\text{KL}(Q \parallel \Pi)}{\lambda_n} \right\} + \frac{\lambda_n k C_k^2}{n} \\ &\leq \inf_{Q \in \mathcal{P}(\Theta)} \left\{ \widehat{S}_k(P_Q, P_0) - \mathcal{S}(P_Q, P_0) + \mathcal{S}(P_Q, P_0) + \frac{\text{KL}(Q \parallel \Pi)}{\lambda_n} \right\} + \frac{\lambda_n k C_k^2}{n} \\ &\leq \widehat{S}_k(P_{Q^*}, P_0) - \mathcal{S}(P_{Q^*}, P_0) + \frac{\text{KL}(Q^* \parallel \Pi)}{\lambda_n} + \frac{\lambda_n k C_k^2}{n} + \text{KL}(P_0 \parallel P_{Q^*}). \end{aligned}$$

In the following, let us abuse notation and set  $Q^*(\theta_{1:k}) = \bigotimes_{j=1}^K Q^*(\theta)$ . Consider

$$\begin{aligned}
& \widehat{S}_k(P_{Q^*}, P_0) - S(P_{Q^*}, P_0) \\
& \stackrel{(0)}{=} \mathbb{E}_{x \sim P_0} \left[ \int -\log \left( \frac{1}{k} \sum_{j=1}^k p_{\theta_j}(x) \right) dQ^*(\theta_{1:k}) \right] - \mathbb{E}_{x \sim P_0} \left[ -\log \left( \int p_{\theta}(x) dQ^*(\theta) \right) \right] \\
& \stackrel{(1)}{=} \mathbb{E}_{x \sim P_0} \left[ \int -\log \left( 1 + \frac{\frac{1}{k} \sum_{j=1}^k p_{\theta_j}(x) - \int p_{\theta}(x) dQ^*(\theta)}{\int p_{\theta}(x) dQ^*(\theta)} \right) dQ^*(\theta_{1:k}) \right] \\
& \stackrel{(2)}{=} \mathbb{E}_{x \sim P_0} \left[ \int \left\{ \frac{\frac{1}{k} \sum_{j=1}^k p_{\theta_j}(x) - \int p_{\theta}(x) dQ^*(\theta)}{\int p_{\theta}(x) dQ^*(\theta)} - \log \left( 1 + \frac{\frac{1}{k} \sum_{j=1}^k p_{\theta_j}(x) - \int p_{\theta}(x) dQ^*(\theta)}{\int p_{\theta}(x) dQ^*(\theta)} \right) \right\} dQ^*(\theta_{1:k}) \right] \\
& \stackrel{(3)}{\leq} \mathbb{E}_{x \sim P_0} \left[ \int \left| \frac{\frac{1}{k} \sum_{j=1}^k p_{\theta_j}(x) - \int p_{\theta}(x) dQ^*(\theta)}{\int p_{\theta}(x) dQ^*(\theta)} \right| \cdot \left| \log \left( 1 + \frac{\frac{1}{k} \sum_{j=1}^k p_{\theta_j}(x) - \int p_{\theta}(x) dQ^*(\theta)}{\int p_{\theta}(x) dQ^*(\theta)} \right) \right| dQ^*(\theta_{1:k}) \right] \\
& \stackrel{(4)}{\leq} \mathbb{E}_{x \sim P_0} \left[ \sqrt{\int \left( \frac{\frac{1}{k} \sum_{j=1}^k p_{\theta_j}(x) - \int p_{\theta}(x) dQ^*(\theta)}{\int p_{\theta}(x) dQ^*(\theta)} \right)^2 dQ^*(\theta_{1:k})} \right. \\
& \quad \cdot \left. \sqrt{\int \log \left( 1 + \frac{\frac{1}{k} \sum_{j=1}^k p_{\theta_j}(x) - \int p_{\theta}(x) dQ^*(\theta)}{\int p_{\theta}(x) dQ^*(\theta)} \right)^2 dQ^*(\theta_{1:k})} \right] \\
& \stackrel{(5)}{=} \mathbb{E}_{x \sim P_0} \left[ \sqrt{\mathbb{V}_{\theta_{1:k} \sim Q^*(\theta_{1:k})} \left[ \frac{1}{k} \sum_{j=1}^k \frac{p_{\theta_j}(x)}{\mathbb{E}_{\theta \sim Q^*} [p_{\theta}(x)]} \right]} \cdot \sqrt{\mathbb{E}_{\theta_{1:k} \sim Q^*(\theta_{1:k})} \left[ \log \left( \frac{1}{k} \sum_{j=1}^k \frac{p_{\theta_j}(x)}{\mathbb{E}_{\theta \sim Q^*} [p_{\theta}(x)]} \right)^2 \right]} \right] \\
& \stackrel{(6)}{=} \mathbb{E}_{x \sim P_0} \left[ \sqrt{\frac{1}{k} \cdot \mathbb{V}_{\theta \sim Q^*} \left[ \frac{p_{\theta}(x)}{\mathbb{E}_{\theta \sim Q^*} [p_{\theta}(x)]} \right]} \cdot \sqrt{\mathbb{E}_{\theta_{1:k} \sim Q^*(\theta_{1:k})} \left[ \log \left( \frac{1}{k} \sum_{j=1}^k \frac{p_{\theta_j}(x)}{\mathbb{E}_{\theta \sim Q^*} [p_{\theta}(x)]} \right)^2 \right]} \right] \\
& \stackrel{(7)}{\leq} \mathbb{E}_{x \sim P_0} \left[ \sqrt{\frac{1}{k} \cdot \mathbb{V}_{\theta \sim Q^*} \left[ \frac{p_{\theta}(x)}{\mathbb{E}_{\theta \sim Q^*} [p_{\theta}(x)]} \right]} \times \right. \\
& \quad \cdot \frac{M'}{\sqrt{k}} \cdot \mathbb{E}_{\theta \sim Q^*} \left[ \left( \frac{p_{\theta}(x)}{\mathbb{E}_{\theta \sim Q^*} [p_{\theta}(x)]} \right)^4 \right]^{1/4} \cdot \left( \mathbb{E}_{\theta \sim Q^*} \left[ \log \left( \frac{p_{\theta}(x)}{\mathbb{E}_{\theta \sim Q^*} [p_{\theta}(x)]} \right)^4 \right]^{1/4} + 1 \right) \left. \right] \\
& \stackrel{(8)}{\leq} \frac{M'}{k} \cdot \mathbb{E}_{x \sim P_0} \left[ \mathbb{E}_{\theta \sim Q^*} \left[ \left( \frac{p_{\theta}(x)}{\mathbb{E}_{\theta \sim Q^*} [p_{\theta}(x)]} \right)^4 \right]^{1/2} \cdot \left( \mathbb{E}_{\theta \sim Q^*} \left[ \log \left( \frac{p_{\theta}(x)}{\mathbb{E}_{\theta \sim Q^*} [p_{\theta}(x)]} \right)^4 \right]^{1/4} + 1 \right) \right].
\end{aligned}$$

Lines (0) and (1) are basic algebra; (2) comes from the fact that the first term in the fourth line is centered with respect to  $\theta_{1:k}$ ; (3) is a direct application of Equation (31) Lemma 5 in Cherief-Abdellatif et al. (2025); (4) is a consequence of Cauchy's inequality; (5)

follows from rewriting integrals into expectations and variances; (6) writes the variance of an empirical mean of independent random variables (conditional on  $x$ ) as a single variance divided by the number of random variables; (7) is an application of Equation (ii) Lemma 6 in Cherief-Abdellatif et al. (2025); and finally (9) upper bounds a variance by the square root of a fourth moment.

So we have

$$\begin{aligned} \mathbb{E} \left[ \mathcal{D}_S \left( \int P_\theta \, dQ_n(\theta), P_0 \right) \right] &\leq \widehat{S}_k \left( \int P_\theta \, dQ^*(\theta), P_0 \right) - S \left( \int P_\theta \, dQ^*(\theta), P_0 \right) + \frac{\text{KL}(Q^* \parallel \Pi)}{\lambda_n} + \frac{\lambda_n k C_k^2}{n} \\ &\quad + \text{KL} \left( P_0 \parallel \int P_\theta \, dQ^*(\theta) \right) \\ &\leq \frac{M_2}{k} + \frac{\text{KL}(Q^* \parallel \Pi)}{\lambda_n} + \frac{\lambda_n k C_k^2}{n} + \text{KL} \left( P_0 \parallel \int P_\theta \, dQ^*(\theta) \right), \end{aligned}$$

with

$$M_2 = M' \cdot \mathbb{E}_{x \sim P_0} \left[ \mathbb{E}_{\theta \sim Q^*} \left[ \left( \frac{p_\theta(x)}{\mathbb{E}_{\theta \sim Q^*} [p_\theta(x)]} \right)^4 \right]^{1/2} \cdot \left( \mathbb{E}_{\theta \sim Q^*} \left[ \log \left( \frac{p_\theta(x)}{\mathbb{E}_{\theta \sim Q^*} [p_\theta(x)]} \right)^4 \right]^{1/4} + 1 \right) \right].$$

So the choices  $\lambda_n \propto (n/kC_k^2)^{1/2}$  and  $kC_k \propto n^{1/2}$  lead to

$$\mathbb{E} \left[ \mathcal{D}_S \left( \int P_\theta \, dQ_n(\theta), P_0 \right) \right] \leq M \sqrt{\frac{kC_k^2}{n}} + \text{KL} \left( P_0 \parallel \int P_\theta \, dQ^*(\theta) \right), \quad (12)$$

for some constant  $M > 0$ , which ends the proof.  $\square$

*Proof of Theorem 7.* The only change from the proof of Theorem 6 here consists in establishing that Assumption 3 holds with  $C_k^2 \propto C^2 \log k$  under Assumption 10. The rest of the proof directly follows from Equation (12).

We now show Assumption 3 holds with  $C_k^2 \propto C^2 \log k$  under Assumption 10. Our proof relies on three key observations:

1. **Everywhere vs. Joint sub-Gaussianity.** As discussed in Section 7.2, the *everywhere* counterpart of Assumption 3

$$\forall (\theta_{1:k}) \in \Theta^k, \quad \mathbb{E} \left[ e^{\lambda(\mathcal{L}(\theta_{1:k}) - L_n(\theta_{1:k}))} \right] \leq e^{\lambda^2 C_k^2 / n},$$

is stronger than the *joint* version we use in the paper, so we directly derive the everywhere version in this proof.

2. **Sub-Gaussianity and Concentration.** Assumption 3 is essentially a sub-Gaussianity condition. The factor  $1/n$  in the bound arises because we consider empirical averages:

$$L_n(\theta_{1:k}) = \frac{1}{n} \sum_{i=1}^n L(\theta_{1:k}, x_i).$$

Therefore, it suffices to show the sub-Gaussian bound for a single variable:

$$\mathbb{E}_X \left[ e^{\lambda(\mathcal{L}(\theta_{1:k}) - L(\theta_{1:k}, X))} \right] \leq e^{\lambda^2 C_k^2}.$$

3. **Alternative Definition of Sub-Gaussianity.** In the proof, we use the following characterization of sub-Gaussianity:

$$\mathbb{E} \left[ \exp \left( \frac{(Z - \mathbb{E}[Z])^2}{C_k^2} \right) \right] \leq 2,$$

where the minimal  $C_k^2$  (the sub-Gaussian norm) is proportional to the minimal  $C_k^2$  used in Assumption 3 (the sub-Gaussian parameter), see e.g. Leskelä and Zhukov (2025).

We can now state the result.

**Theorem 8.** *Assume that Assumption 10 is satisfied, that is, for any single  $\theta \in \Theta$ , the log-likelihood is sub-Gaussian: for any  $\lambda \in \mathbb{R}$ ,*

$$\mathbb{E}_X \left[ \exp \left( \lambda \left\{ \log p_\theta(X) - \mathbb{E}_X[\log p_\theta(X)] \right\} \right) \right] \leq e^{\lambda^2 C^2}.$$

*Then, for any  $(\theta_{1:k}) \in \Theta^k$ , there exists a constant  $\gamma > 0$  independent of  $(\theta_{1:k})$  such that, for all  $\lambda \in \mathbb{R}$ ,*

$$\mathbb{E}_X \left[ \exp \left( \lambda \left\{ \log \frac{1}{k} \sum_{j=1}^k p_{\theta_j}(X) - \mathbb{E}_X \left[ \log \frac{1}{k} \sum_{j=1}^k p_{\theta_j}(X) \right] \right\} \right) \right] \leq e^{\lambda^2 \gamma C^2 \log k}.$$

*In other words,  $C_k^2 \propto C^2 \log k$  for the log-score.*

*Proof.* We look for a constant  $\mathcal{C}_k > 0$  such that

$$\mathbb{E}_X \exp \left( \frac{\left( \log \left( \frac{1}{k} \sum_{j=1}^k p_{\theta_j}(X) \right) - \mathbb{E}_X \left[ \log \left( \frac{1}{k} \sum_{j=1}^k p_{\theta_j}(X) \right) \right] \right)^2}{\mathcal{C}_k^2} \right) \leq 2. \quad (13)$$

Once (13) is established, we immediately obtain that there exists  $\mathcal{C}_k^2 = \gamma \mathcal{C}_k^2$  such that

$$\mathbb{E}_X \left[ \exp \left( \lambda \left\{ \log \left( \frac{1}{k} \sum_{j=1}^k p_{\theta_j}(X) \right) - \mathbb{E}_X \left[ \log \left( \frac{1}{k} \sum_{j=1}^k p_{\theta_j}(X) \right) \right] \right\} \right) \right] \leq e^{\lambda^2 \gamma \mathcal{C}_k^2}$$

for some  $\gamma > 0$ , by the equivalence between sub-Gaussian norms and parameters.

**Step 1: Rewrite using the log-sum-exp function.** For any  $(\theta_1, \dots, \theta_k) \in \Theta^k$ ,

almost surely:

$$\log \frac{1}{k} \sum_{j=1}^k p_{\theta_j}(X) - \mathbb{E}_X \left[ \log \frac{1}{k} \sum_{j=1}^k p_{\theta_j}(X) \right] = \text{LSE}(\{\log p_{\theta_j}(X)\}_{1 \leq j \leq k}) - \mathbb{E}_X [\text{LSE}(\{\log p_{\theta_j}(X)\}_{1 \leq j \leq k})],$$

where  $\text{LSE}(z_{1:k}) = \log \sum_{j=1}^k e^{z_j}$ .

**Step 2: Apply Jensen and Lipschitz properties.** For any  $\mathcal{C}_k > 0$ , we can write

$$\begin{aligned} & \mathbb{E}_X \exp \left( \frac{(\text{LSE}(\{\log p_{\theta_j}(X)\}) - \mathbb{E}_X [\text{LSE}(\{\log p_{\theta_j}(X)\})])^2}{\mathcal{C}_k^2} \right) \\ &= \mathbb{E}_X \exp \left( \frac{(\text{LSE}(\{\log p_{\theta_j}(X)\}) - \mathbb{E}_Y [\text{LSE}(\{\log p_{\theta_j}(Y)\})])^2}{\mathcal{C}_k^2} \right) \\ &\leq \mathbb{E}_{X,Y} \exp \left( \frac{(\text{LSE}(\{\log p_{\theta_j}(X)\}) - \text{LSE}(\{\log p_{\theta_j}(Y)\}))^2}{\mathcal{C}_k^2} \right) \\ &\leq \mathbb{E}_{X,Y} \exp \left( \frac{\|\{\log p_{\theta_j}(X)\} - \{\log p_{\theta_j}(Y)\}\|_\infty^2}{\mathcal{C}_k^2} \right) \\ &= \mathbb{E}_{X,Y} \exp \left( \frac{\sup_{1 \leq j \leq k} ((\log p_{\theta_j}(X) - \mathbb{E}_X [\log p_{\theta_j}(X)]) - (\log p_{\theta_j}(Y) - \mathbb{E}_Y [\log p_{\theta_j}(Y)]))^2}{\mathcal{C}_k^2} \right). \end{aligned}$$

**Step 3: Apply the inequality  $(a - b)^2 \leq 2a^2 + 2b^2$  and Jensen.**

$$\begin{aligned}
&\leq \mathbb{E}_{X,Y} \exp \left( \frac{\sup_{1 \leq j \leq k} \left\{ 2 \left( \log p_{\theta_j}(X) - \mathbb{E}_X[\log p_{\theta_j}(X)] \right)^2 + 2 \left( \log p_{\theta_j}(Y) - \mathbb{E}_Y[\log p_{\theta_j}(Y)] \right)^2 \right\}}{\mathcal{C}_k^2} \right) \\
&\leq \mathbb{E}_{X,Y} \exp \left( \frac{2 \sup_{1 \leq j \leq k} \left( \log p_{\theta_j}(X) - \mathbb{E}_X[\log p_{\theta_j}(X)] \right)^2 + 2 \sup_{1 \leq j \leq k} \left( \log p_{\theta_j}(Y) - \mathbb{E}_Y[\log p_{\theta_j}(Y)] \right)^2}{\mathcal{C}_k^2} \right) \\
&= \mathbb{E}_X \left[ \exp \left( \frac{2 \sup_{1 \leq j \leq k} \left( \log p_{\theta_j}(X) - \mathbb{E}_X[\log p_{\theta_j}(X)] \right)^2}{\mathcal{C}_k^2} \right) \right]^2 \\
&\leq \mathbb{E}_X \left[ \exp \left( \frac{2 \sup_{1 \leq j \leq k} \left( \log p_{\theta_j}(X) - \mathbb{E}_X[\log p_{\theta_j}(X)] \right)^2}{\mathcal{C}_k^2} \right)^2 \right] \\
&= \mathbb{E}_X \left[ \exp \left( \frac{4 \sup_{1 \leq j \leq k} \left( \log p_{\theta_j}(X) - \mathbb{E}_X[\log p_{\theta_j}(X)] \right)^2}{\mathcal{C}_k^2} \right) \right] \\
&= \mathbb{E}_X \left[ \exp \left( \frac{\sup_{1 \leq j \leq k} \left( \log p_{\theta_j}(X) - \mathbb{E}_X[\log p_{\theta_j}(X)] \right)^2}{(\mathcal{C}_k/2)^2} \right) \right].
\end{aligned}$$

**Step 4: Bound the supremum via standard sub-Gaussian inequalities.** By definition, the last term is bounded by 2 if  $(\mathcal{C}_k/2)^2$  is taken as the squared sub-Gaussian norm of  $\sup_j (\log p_{\theta_j}(X) - \mathbb{E}_X[\log p_{\theta_j}(X)])$ , which is itself upper bounded (up to a universal factor) by the maximum of the squared sub-Gaussian norms of the individual  $\log p_{\theta_j}(X)$  multiplied by  $\log k$  (see, e.g., Lemma 2.2.2 in Van Der Vaart and Wellner (1996) applied to  $\psi(x) = e^{x^2} - 1$ ).

**Step 5: Conclude.** Since each  $\log p_{\theta_j}(X) - \mathbb{E}_X[\log p_{\theta_j}(X)]$  has sub-Gaussian parameter  $C^2$ , it also has squared sub-Gaussian norm  $C^2$  up to a factor, and we finally have

$$\mathcal{C}_k^2 \leq \gamma' C^2 \log k,$$

for some universal constant  $\gamma' > 0$ . This establishes (13) and thus proves the theorem.  $\square$

$\square$

## D Further experimental details

### D.1 Regression with the MMD

sec:synthetic-regression-supp Denote  $d = \dim(\Theta)$ . In Section 5.2 we use the squared MMD loss to fit the linear regressions,  $\{\mathbf{N}(\cdot; x^\top \theta, \sigma^2) : x \in \mathbb{R}^d, \theta \in \mathbb{R}^d\}$ , where  $\sigma^2 > 0$  is treated as fixed and is estimated from data:

$$\hat{\sigma}^2 = \sum_{i=1}^n \frac{(y_i - \hat{y}_i)^2}{n - d - 1}; \quad \hat{y} = X\hat{\beta}; \quad \hat{\beta} = (X^\top X)^{-1}X^\top y.$$

In the case of the Gibbs posterior, we use the efficient estimator proposed by Alquier and Gerber (2024, Equation 6):

$$S_n(P_\theta) = \sum_{i=1}^n \ell^\dagger(\theta; X_i, y_i)$$

where for all  $\theta \in \Theta$ ,  $x \in \mathbb{R}^d$ , and  $y \in \mathbb{R}$ ,

$$\ell^\dagger(\theta; X, y) = \mathbb{E}_{Y, Y' \sim P_\theta(\cdot | x)} \{\kappa(Y, Y') - 2\kappa(Y, y)\}.$$

In practice we estimate both of these expectations with  $m$  Monte Carlo draws:

$$\ell^\dagger(\theta; X, y) \approx \frac{1}{m(m-1)} \sum_{i \neq j}^m \sum_{j=1}^m \kappa(Y_i, Y'_j) - \frac{2}{m} \kappa(Y_i, y),$$

for  $Y_i, Y'_i \sim P_\theta(\cdot | x)$ .

In the case of the PRO-posterior, we instead use the tandem loss

$$L_n(\theta, \theta') = \sum_{i=1}^n \ell(\theta, \theta'; X_i, y_i)$$

where now

$$\ell(\theta, \theta'; X, y) = \mathbb{E}_{\substack{Y \sim P_\theta(\cdot | x) \\ Y' \sim P_{\theta'}(\cdot | x)}} \{\kappa(Y, Y') - \kappa(Y, y) - \kappa(Y', y)\}.$$

And again, each of these expectations can be approximated by Monte Carlo:

$$\ell(\theta, \theta'; X, y) \approx \frac{1}{m^2} \sum_{i=1}^m \sum_{j=1}^m \kappa(Y_i, Y'_j) - \frac{1}{m} \kappa(Y_i, y) - \frac{1}{m} \kappa(Y'_i, y),$$



for  $Y_i \sim P_\theta(\cdot \mid x)$  and  $Y'_i \sim P_{\theta'}(\cdot \mid x)$ .

In both cases, we use a Gaussian kernel where the length scale is chosen according to the median heuristic (Garreau et al., 2018).

## D.2 Palmer penguins example

The data containing  $n = 342$  measurements of the penguins' bill lengths and depths in millimetres were imported from the `palmerpenguins` package in `Python`, and jointly centred to have zero-mean and scaled to have unit variance. To these data we fit a Gaussian kernel density estimator implemented in `sklearn` (Pedregosa et al., 2011), where the bandwidth was chosen with cross-validation across a logarithmic grid. We also fit for comparison a PRO posterior over the mean of an the isotropic bivariate Gaussian location model class,  $\mathcal{M}_\Theta = \{\mathbf{N}(\theta, \sigma^2 I) : \theta \in \mathbb{R}^2\}$ , where  $\sigma^2$  is fixed, and which we fit with the squared MMD score. This same bandwidth was used for fitting the PRO posterior with the squared MMD as fitting the KDE. We estimated the squared MMD with Monte Carlo using  $m = n$  samples (in the notation of Section D.1),  $\lambda_n = 10^3$ , and  $\sigma^2 = 0.2$ . The Wasserstein gradient flow was run with  $2^5$  particles and  $\mathrm{d}t = 10^{-1}$  for 10,000 iterations. In this example, and in all following examples, both Gibbs and PRO posteriors are fit with the same value of  $\lambda_n$ .

### D.3 Normal location illustrations

We simulate  $n = 1,000$  data from each of the data-generating processes:

$$\begin{aligned}
y_i &\sim \mathcal{N}(0, 1^2) && \text{("Well-specified")} \\
y_i &\sim \begin{cases} \mathcal{N}(-2, 1^2), & \text{with probability 0.2} \\ \mathcal{N}(2, 1^2), & \text{with probability 0.8} \end{cases} && \text{("Mixture")} \\
y_i &\sim \begin{cases} \mathcal{N}(-2, 1^2), & \text{with probability 1/3} \\ \mathcal{N}(0, 1^2), & \text{with probability 1/3} \\ \mathcal{N}(2, 1^2), & \text{with probability 1/3} \end{cases} && \text{("Claw")} \\
y_i &\sim \text{Student} - t_{1.5} && \text{("Heavy-tails")}.
\end{aligned}$$

For each of these, we estimate the MMD with  $m = 2^7$  Monte Carlo samples, run the Wasserstein gradient flow for  $p = 2^5$  particles for all data, and for 4,000 iterations similarly to MALA. We use  $\lambda_n = n$ . The values of  $dt$  for the WGF and MALA varied between datasets and were chosen by visual inspection of the trajectory plots.

As mentioned before, the predictive distribution in the case of the normal location model is nothing more than a smoothed posterior distribution. We show the posterior distributions of the Gibbs and PRO-posteriors and the Wasserstein gradient flow trajectories in Figure 8.

### D.4 Golf putting example

We set  $\lambda_n = n^{1/2}$  and approximate the log score with a DI approximation as described by Masegosa (2020). The WGF was run with different step sizes for both dimensions,  $dt = (8 \times 10^{-4}, 2 \times 10^{-5})$ , and with  $p = 10$  particles for 8,000 iterations. MALA was run with  $dt = 3 \times 10^{-7}$  and also for 8,000 iterations. The initial particle values for both methods were initialised around the posterior mean values  $(2.23, -0.26)$  identified by Gelman and

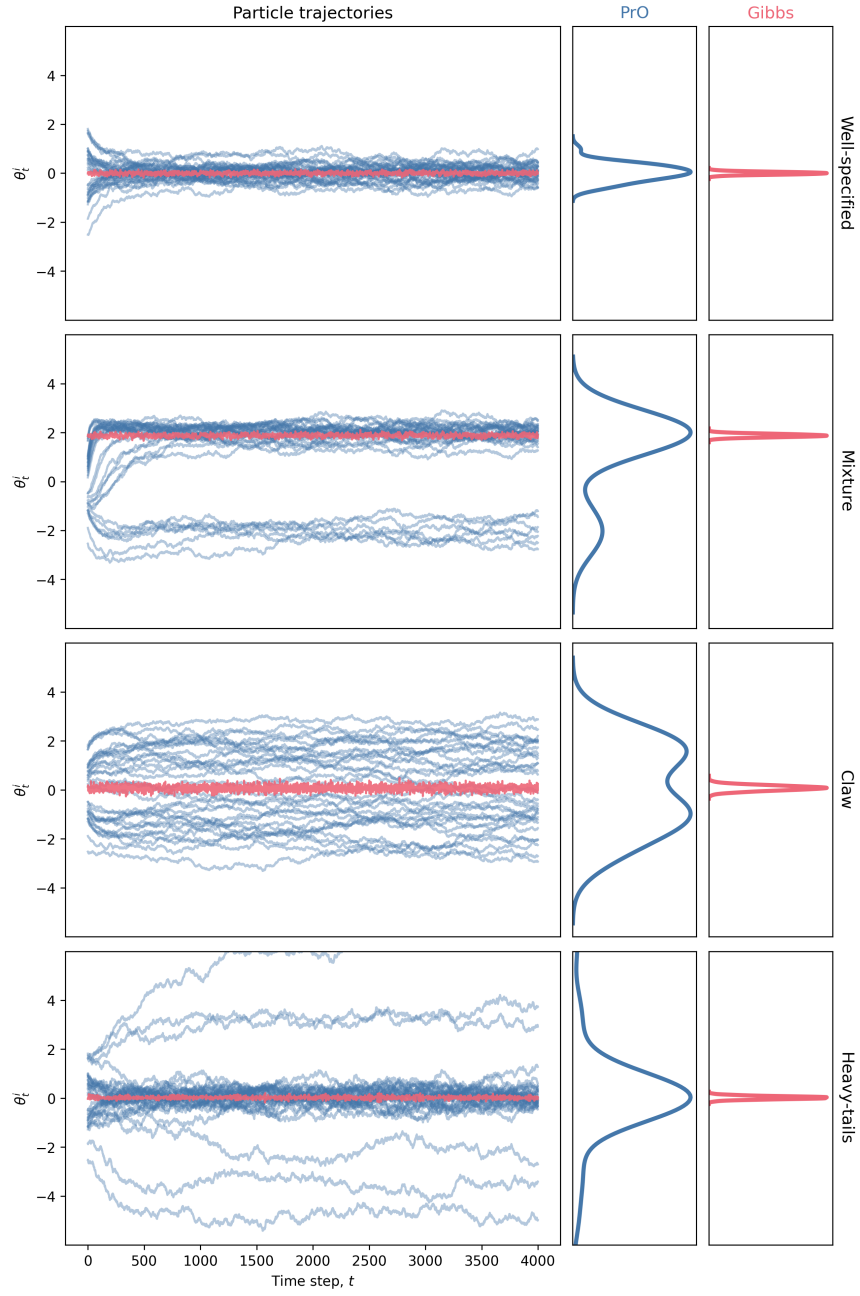


Figure 8: *Illustrative examples of Section 1.2.* In the left-most column we show the particle trajectories from a Wasserstein gradient flow targeting the PRO-posterior (in **blue**) compared to the path of a single MALA chain targeting the Gibbs posterior (in **red**). In the two axes on the right we show the empirical posterior densities from these two trajectories.

Nolan (2002).

## D.5 Binary classification example

We simulated  $n = 1,000$  in the manner described in Section 5.1, and fit all models with  $\lambda_n = n^{1/2}$ . The PRO posterior was based on the log score, and fit under two different approximations: the same DI approximation as in Section 5.3, and an MS approximation with  $k = 2$ . Both were run with  $p = 2^6$  particles,  $dt = 5 \times 10^{-2}$ , and for 10,000 iterations. MALA was run for 4,000 steps with  $dt = 10^{-4}$ .

## D.6 Synthetic linear regression

In Section 5.2 we set  $\xi = 2$ ,  $\sigma^2 = 1$ , and  $\eta = 0.5$  to generate  $n = 500$  training data. The log point-wise predictive density (lppd) is estimated from  $S$  samples from the posterior  $\{\theta^{(s)}\}_{s=1}^S$  at a point  $\{X_i, y_i\}$  through

$$\text{lppd}_i = \log \left\{ \frac{1}{S} \sum_{s=1}^S P_{\theta^{(s)}}(y_i \mid X_i) \right\}.$$

In the right-most panel of Figure 6 we plot the difference  $\Delta_i = \text{lppd}_i^{(\text{PrO})} - \text{lppd}_i^{(\text{Gibbs})}$ . And since we want to maximise the log score, if  $\Delta_i > 0$  we say that the PRO posterior induces better predictive performance. The expected log predictive density (elpd) on a test set,  $\{X_i, y_i\}_{i=1}^{n_{\text{test}}}$  is computed as

$$\text{elpd} = \sum_{i=1}^{n_{\text{test}}} \text{lppd}_i.$$

The PRO posterior attains an elpd of  $-1834.68$  on  $n_{\text{test}} = 1,000$  test data, while the Gibbs posterior performs much worse with an elpd of  $-3593.67$  on the same data.

The MMD was estimated using  $m = 2^5$  Monte Carlo samples, and the Wasserstein gradient flow was run with  $dt = 5 \times 10^{-3}$  using  $p = 2^4$  particles and  $\lambda_n = n^{1/2}$  for 4,000 iterations, while MALA was run with  $dt = 10^{-4}$  also for 4,000 iterations after 96,000 warmup iterations to ensure convergence.