

# Language, Culture, and Ideology: Personalizing Offensiveness Detection in Political Tweets with Reasoning LLMs

Dzmitry Pihulski and Jan Kocoń

*Department of Artificial Intelligence, Wrocław Tech, Poland*

{dzmitry.pihulski, jan.kocoon}@pwr.edu.pl

**Abstract**—We explore how large language models (LLMs) assess offensiveness in political discourse when prompted to adopt specific political and cultural perspectives. Using a multilingual subset of the MD-Agreement dataset centered on tweets from the 2020 US elections, we evaluate several recent LLMs – including DeepSeek-R1, o4-mini, GPT-4.1-mini, Qwen3, Gemma, and Mistral – tasked with judging tweets as offensive or non-offensive from the viewpoints of varied political personas (far-right, conservative, centrist, progressive) across English, Polish, and Russian contexts. Our results show that larger models with explicit reasoning abilities (e.g., DeepSeek-R1, o4-mini) are more consistent and sensitive to ideological and cultural variation, while smaller models often fail to capture subtle distinctions. We find that reasoning capabilities significantly improve both the personalization and interpretability of offensiveness judgments, suggesting that such mechanisms are key to adapting LLMs for nuanced sociopolitical text classification across languages and ideologies.

**Index Terms**—stance detection, hate-speech detection, language/cultural bias analysis, NLP tools for social analysis, quantitative analyses of news and/or social media, frame detection and analysis

## I. INTRODUCTION

Detecting offensive language is vital for fostering respectful discourse, particularly on social media. Yet, offensiveness is inherently subjective – shaped by individual ideologies, cultural backgrounds, and values [1], [2]. Supervised models rely on ground-truth labels that reflect annotators’ biases, complicating efforts to build fair and robust systems [3]. Political discourse, marked by polarization, offers a compelling lens: individuals often tolerate combative language from their own side while labeling opposing views as offensive [4].

Recent advances in large language models (LLMs) – from GPT-based to instruction-tuned variants – have improved context-sensitive understanding [5]–[8]. But standard LLMs often align with general consensus, limiting their ability to reflect individual interpretations of offensive speech. Personalization demands not only semantic comprehension but also simulation of reasoning grounded in specific ideological and cultural viewpoints [9], [10]. Personalization in NLP is a well-studied challenge for classical models, including encoder-only transformers [11]–[26]. However, research on personalization for large language models (LLMs) remains limited and under-explored [27]–[29].

This work explores whether reasoning helps LLMs better personalize offensiveness detection, particularly in politically charged contexts. We hypothesize that reasoning-equipped models more effectively simulate perspective-taking when prompted with ideological and cultural cues. We compare SOTA models on a corpus of political tweets translated into English, Polish, and Russian. These include large reasoning-enabled models (DeepSeek-R1, OpenAI o4-mini), large non-reasoning model (DeepSeek-V3), and smaller ones (Qwen3-8B with reasoning, Qwen3-4B, Gemma 3-4B-IT, Mistral 7B Instruct v0.3, GPT-4.1-mini).

We build detailed ideological profiles (far-right, moderate conservative, progressive left, centrist) to assess how simulated political alignment and nationality affect model judgments. Our evaluation highlights both the promise and pitfalls of incorporating explicit reasoning into LLMs for personalized classification of offensive language.

Our main contributions are:

- We introduce a novel framework for evaluating personalization in offensiveness detection across political, ideological, and cultural dimensions.
- We demonstrate that reasoning mechanisms significantly enhance LLMs’ ability to simulate diverse ideological perspectives.
- We provide a comparative analysis of state-of-the-art models, showing the superior performance of reasoning-enabled models like DeepSeek-R1 and OpenAI’s o4-mini.
- We release a multilingual dataset derived from the MD-Agreement corpus for reasoning and personalization in offensive language classification.

## II. RELATED WORK

Offensive language detection has drawn attention for its role in curbing online harm and promoting civil discourse [30]–[34]. Early work relied on supervised learning with annotated datasets, though these often encoded annotators’ biases and judgments [31], [35], [36]. Later research highlighted the inadequacy of general models in capturing individual and contextual nuances in perceived offensiveness [1], [3], [37].

Transformer-based models like BERT and GPT have significantly advanced text classification tasks, including offensive speech detection [5]–[7], [38]–[40]. However, their training on

broad corpora limits their ability to model user-specific, personalized, or culturally grounded interpretations of offensive content [2], [11], [41].

Incorporating cultural and ideological variation has proven essential. The MD-Agreement dataset [2] revealed annotator disagreement rooted in ideological diversity, while personalization improves performance over general models [11].

Recent work also explores the role of explicit reasoning in LLMs [42], [43]. Models that generate reasoning traces improve both performance and interpretability in tasks involving bias and stereotypes [9], [10], with intermediate reasoning steps shown to enhance classification consistency [43], [44].

Cross-cultural perspectives are increasingly emphasized in NLP, recognizing that perceptions of offensiveness vary widely across languages and societies [45], [46]. Multilingual models like XLM-R [47] have enabled more culturally sensitive and nuanced analyses [48], [49].

Our work builds on these developments by examining how reasoning-enabled LLMs handle political ideology, cultural context, and multilingualism in personalized offensiveness detection. We aim to address persistent gaps by explicitly modeling these factors in both input prompts and evaluation.

### III. DATA

#### A. Source Dataset

For our experiments, we used a subset of the MD-Agreement dataset [2]. The MD-Agreement dataset contains over 10,000 tweet IDs, each labeled as offensive or non-offensive by five different annotators via Amazon Mechanical Turk. The tweets are drawn from multiple domains (MD), including COVID-19, BLM (Black Lives Matter), and the US 2020 elections. The dataset includes the tweet text, individual annotations, and anonymized annotator IDs. For our research, we used a subset of 300 samples from the US 2020 elections domain, without relying on the provided annotations.

#### B. Translations

Each tweet in our subset was translated from the original language (English) into Polish and Russian using the DeepL API [50]. Not every translation was accurate. After manual review, we found that approximately 7% of translations contained errors, most commonly where only the first part or sentence was translated, while the rest remained in the original language. Since tweets on X (Twitter) can contain user tags, all user references in the dataset were replaced with the placeholder “<user>” to protect personal information. However, these placeholders sometimes confused the DeepL API, resulting in untranslated tweets when “<user>” tags appeared at the start of the text. After manually correcting the translations, we reduced the error rate to just 1% (three samples). Tweets with ambiguous meanings or unclear abbreviations were left untranslated and were not used in further research. Examples include: “<user> <user> DeeZ Nuts,” “<user> <user> AIMS???U+1F974” and “<user> <user> Just take the L g, or find better evidence”.

### IV. EXPERIMENTAL SETUP

#### A. Language Models and Inference

To evaluate the influence of model size and reasoning capabilities on classification behavior, we compared four categories of language models based on two variables: model size (small vs. large) and reasoning capability (enabled vs. disabled).

- **Large models with reasoning:** DeepSeek-R1 [51] and OpenAI’s o4-mini – o4-mini-2025-04-16 [52]. While o4-mini is a closed-source model with unspecified size, DeepSeek-R1 has over 600B parameters [51].
- **Large model without reasoning:** DeepSeek-V3 [53].
- **Small models with reasoning:** Qwen3-8B, evaluated with reasoning capabilities enabled [54].
- **Small models without reasoning:** Qwen3-4B (with reasoning capabilities explicitly disabled), Gemma 3 4B IT, Mistral 7B Instruct v0.3 and GPT-4.1-mini – gpt-4.1-mini-2025-04-14 [54]–[57].

This categorization allowed us to examine the interplay between reasoning ability and model capacity in handling offensive content classification across different political and linguistic contexts.

Each model was asked to classify a tweet into one of two categories – *offensive* or *not offensive* – as it might be judged by a person described in the prompt. The prompt, including detailed personality descriptions, is provided in the GitHub repository (see the `data/personalities/`, `data/prompts/` in the repository [58]).

Another variable modified in the prompts was the nationality of the simulated individual. To explore how cultural background may influence classification, we varied both the language and the stated nationality of the person in the prompt. Specifically, American nationality was paired with English prompts, Polish nationality with Polish translations, and Russian nationality with Russian translations. This allowed us to examine whether the model’s judgments differed when simulating individuals from distinct national contexts.

To explore different perspectives, four personality profiles representing diverse political groups were created: far-right conservative, moderate conservative, progressive left, and centrist/independent. In addition to political affiliation, each profile included other personality traits. As a result, the large language models were given a well-rounded representation of each hypothetical person (see Fig. 1).

The answers from the models with reasoning capabilities were collected five times for each sample to reduce the impact of randomness in the response distribution. Ideally, this randomness could be eliminated by setting the temperature parameter to 0; however, this option was not available for these models. In contrast, the answers from smaller models without reasoning capabilities were collected in the form of probabilities for predicting 0 or 1. The final classification was determined based on which outcome had the higher probability.

All datasets and models used in this study are publicly available under open licenses for research purposes. However,

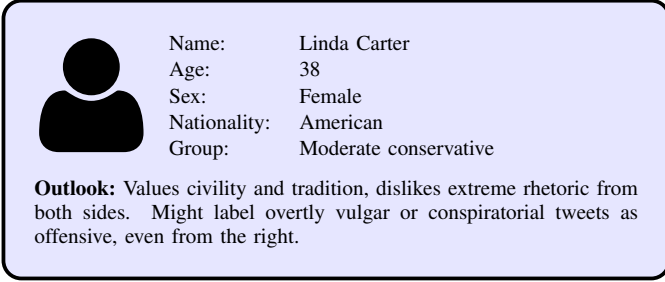


Figure 1: Example personality representation used in the prompt. The model receives not only the name, age, sex, and political affiliation, but also the nationality, allowing us to explore how individuals from different nationalities might respond to the same text.

the datasets may include harmful content such as offensive language or personal information. Its presence underscores the importance of ethical filtering and responsible handling when working with large-scale web data for training language models.

### B. Data Preprocessing and Analysis

For our experiments, we used an H200 GPU for 7 hours and an H100 GPU for 10 hours, both accessed via the Vast.ai platform. Implementation and analysis were conducted using Python libraries including transformers, pandas, matplotlib, scipy, numpy, scikit-learn, and statsmodels. The experiment was structured so the model’s answer is binary: 1 for an offensive tweet and 0 for a non-offensive one. For simplicity, outputs (collected five times for reasoning-enabled models) are treated as samples from a binomial distribution, with each answer a Bernoulli trial  $B(1, p)$ . Formally, the model’s response for each input prompt  $n_i$  is given by:

$$F(F_k(\dots F_2(F_1(n_i))\dots)) = \begin{cases} 1, & \text{with probability } p \\ 0, & \text{with probability } 1 - p \end{cases}$$

where:

- $p \in [0, 1]$  is the probability of generating the token that represents 1 (offensive).
- $F(x)$  denotes the overall function representing the Bernoulli trial.
- $F_i(x)$ ,  $i \in \{1, \dots, k\}$ , represents intermediate functions corresponding to multinomial distribution trials when sampling the next token in the model’s reasoning process.
- $n_i, i \in \{1, 3564\}$  is the order number of the prompt (297 tweets in 3 languages with 4 versions of personalities).

The final answer is not always a Bernoulli trial from the same binomial distribution. The probability  $p$  is heavily influenced by the model’s reasoning—e.g., if it deems a tweet offensive,  $p$  increases. Since LLM reasoning can be seen as a sequence of multinomial trials, each answer is a sample from one of many underlying Bernoulli distributions. We formalize this idea and show the resulting distribution remains binomial under certain conditions.

Let  $X$  be the outcome of a single composite trial where a model first selects an index  $i \in \{1, \dots, n\}$  with probability  $w_i$ , and then draws  $X \sim \text{Bernoulli}(p_i)$ . By the law of total expectation, the overall probability of success is:

$$\begin{aligned} \mathbb{P}(X = 1) &= \sum_{i=1}^n w_i \cdot \mathbb{P}(X = 1 | i) = \\ &= \sum_{i=1}^n w_i p_i = p. \end{aligned}$$

Thus,  $X \sim \text{Bernoulli}(p)$ , where  $p$  is the weighted average of the individual success probabilities  $p_i$ . Repeating this process independently  $m$  times yields a binomial distribution  $\text{Binomial}(m, p)$ . To draw further conclusions, we need to estimate the true probability that the model assigns one of the two possible answers: an offensive or a non-offensive tweet. To do this, we generated answers to the same question five times and then estimated the probability  $p_{n_k}$  by dividing the sum of positive outcomes by the count:

$$\hat{p}_{n_k} = \frac{\sum_{i=1}^5 X_i^{n_k}}{5}$$

where  $X_i^{n_k}$  is the  $i$ -th answer for prompt  $n_k$ . After estimating  $\hat{p}_{n_k}$ , we calculated the Wald confidence interval (CI) at significance level  $\alpha = 10\%$  as follows. Given five independent observations from a binomial distribution Wald confidence interval is defined as follows:

$$p_{n_k} \in \left[ \hat{p}_{n_k} - z_{1-\alpha/2} \sqrt{\frac{\hat{p}_{n_k}(1-\hat{p}_{n_k})}{5}}, \hat{p}_{n_k} + z_{1-\alpha/2} \sqrt{\frac{\hat{p}_{n_k}(1-\hat{p}_{n_k})}{5}} \right]$$

where  $z_{1-\alpha/2}$  is the  $1 - \frac{\alpha}{2}$  quantile of a standard normal distribution (e.g., 1.645 for 90% confidence). In our scenario, where each response consists of 5 Bernoulli trials, the possible values of  $\hat{p}_{n_k}$  and their corresponding Wald CIs at a significance level of  $\alpha = 10\%$  are:

$$\hat{p}_{n_k} = \begin{cases} 0.0, & \text{Wald CI: } [0, 0] \\ 0.2, & \text{Wald CI: } [0, 0.49] \\ 0.4, & \text{Wald CI: } [0.03, 0.76] \\ 0.6, & \text{Wald CI: } [0.23, 0.96] \\ 0.8, & \text{Wald CI: } [0.51, 1.0] \\ 1.0, & \text{Wald CI: } [1.0, 1.0] \end{cases}$$

In cases where  $\hat{p}_{n_k} \in \{0.4, 0.6\}$ , the Wald confidence intervals are too wide to confidently determine whether  $p_{n_k} > 0.5$  or  $p_{n_k} < 0.5$  at the given level of significance. As a result, these intervals provide insufficient evidence to infer the model’s preference with respect to offensive classification.

After data collection, we excluded uncertain results using this rule: if for a sample  $n_k$ , the estimated probability  $\hat{p}_{n_k} \in \{0.4, 0.6\}$ , it was removed due to low classification confidence. The proportion of excluded samples was:

- **DeepSeek-R1:** 9.3% (331 samples excluded)
- **OpenAI’s o4-mini:** 9.3% (329 samples excluded)

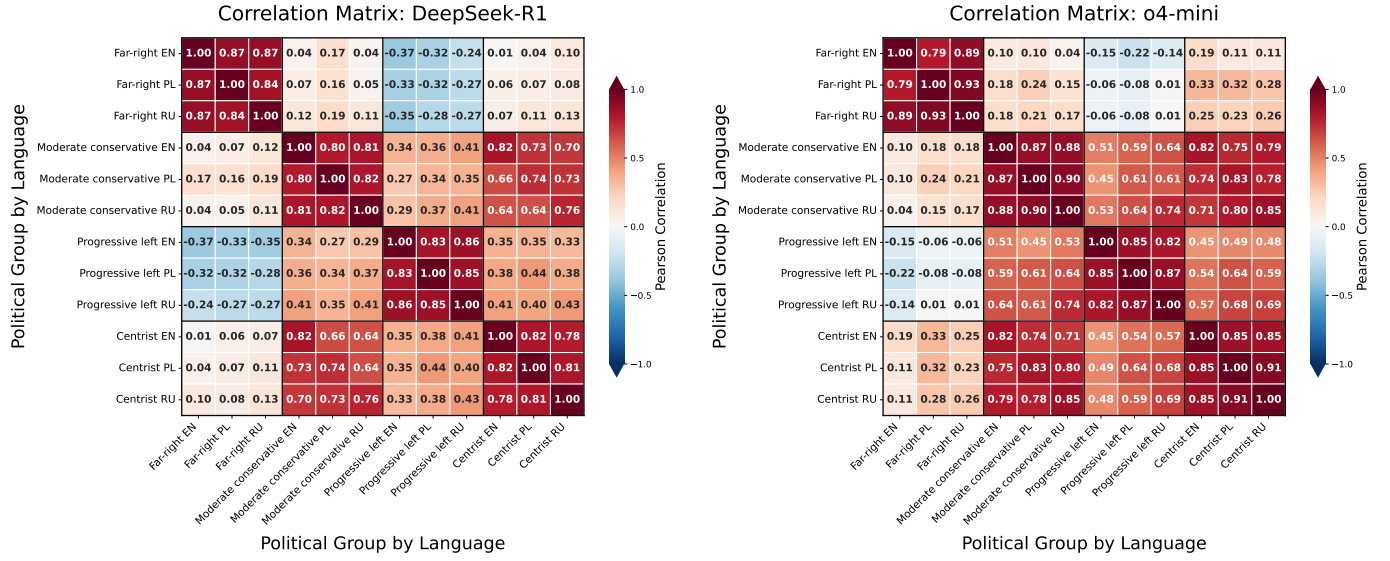


Figure 2: Correlation plots showing the agreement in tweet classifications across different political perspectives for two reasoning-enabled language models: DeepSeek-R1 and OpenAI’s o4-mini. Each plot visualizes how consistently each model assigns offensive/non-offensive labels based on the provided personality profiles, highlighting alignment or divergence across political viewpoints.

- **Qwen3-8B:** 22.6% (802 samples excluded)

The final step involved aggregating the statistically sufficient data into a unified dataset based on the following rule:

- Samples with  $\hat{p}_{n_k} \in \{0.0, 0.2\}$  were assigned a ground truth label of 0 (not offensive).
- Samples with  $\hat{p}_{n_k} \in \{0.8, 1.0\}$  were assigned a ground truth label of 1 (offensive).

## V. RESULTS

### A. Large Models with Reasoning Capabilities

We observe consistently high correlations ( $r > 0.8$ ) among reasoning models (DeepSeek-R1, o4-mini) within the same political groups (main diagonal blocks), suggesting that language and nationality have minimal effect on model outputs. This stability aligns with the uniformity of the prompt structure across languages, where nationality was the only major variable.

Correlations within political groups remain stable across languages (EN, PL, RU), suggesting model judgments are consistent for a given ideology regardless of language. This is evident in the correlation matrices, where similar-intensity blocks highlight language-invariant ideological patterns.

Though not perfect, the observed correlations show strong cross-linguistic consistency. The far-right group has the highest internal coherence ( $0.79 \leq r \leq 0.93$ ) and lowest cross-group correlations, especially with the progressive left ( $-0.37 \leq r \leq 0.01$ ). Moderate conservatives show strong internal consistency ( $0.80 \leq r \leq 0.90$ ) and align closely with centrists ( $0.64 \leq r \leq 0.85$ ). The progressive left also exhibits high internal cohesion ( $0.82 \leq r \leq 0.87$ ).

The far-right stands out with markedly lower intergroup correlations to all other groups ( $-0.37 \leq r \leq 0.33$ ), reflecting

distinct classification patterns and reinforcing the ideological divide—especially with the progressive left, where the most negative correlation was observed.

Because the classifications are binary (0 = non-offensive, 1 = offensive), correlation must be interpreted carefully. Low correlations don’t necessarily indicate low agreement. Binary variables can have near-zero correlation while showing substantial agreement in many cases. This is illustrated in the DeepSeek-R1 correlation matrix (Fig. 2), where the correlation between ‘Progressive Left EN’ and ‘Moderate Conservative PL’ is  $r = 0.27$ , yet their upset plot (Fig. 3) shows agreement on 135 out of 252 samples (54%).

The upset plot (Fig. 4) shows that disagreement across languages within each political group is minimal for the DeepSeek-R1 model, affecting only about 8–9% of samples. Similar patterns are observed for OpenAI’s o4-mini, suggesting strong cross-language consistency and minimal influence of simulated nationality on classification.

A key strength of DeepSeek-R1 is its generation of detailed reasoning traces, while o4-mini typically provides brief, often absent, summary-like responses. To mitigate randomness, five outputs were collected per model. DeepSeek-R1 frequently explores multiple hypothetical scenarios to justify its decisions, enhancing interpretability. In contrast, o4-mini relies on templated conclusions (e.g., “The person... would likely label this as...”), offering limited insight. Notably, despite prompt language being evenly distributed (English, Polish, Russian), the language of the reasoning responses varied:

- **DeepSeek-R1:** Reasoning was in English for 86% of prompts and in Russian for 14%. No responses were given in Polish; prompts in Polish still received reasoning in English.

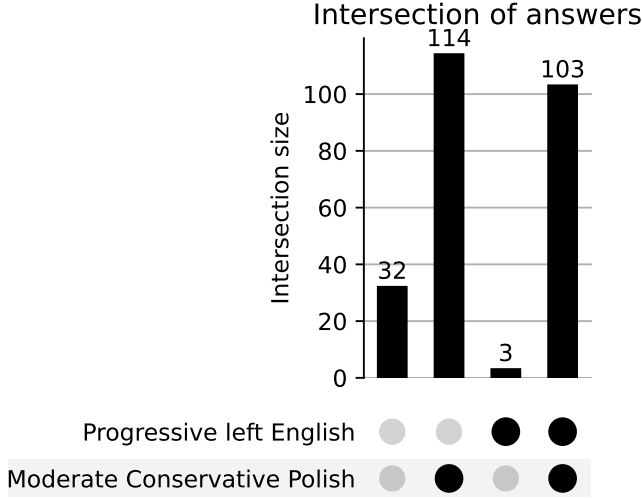


Figure 3: Upset plot showing the overlap in classification decisions between the 'Moderate Conservative Polish' and 'Progressive Left English' personalities using the DeepSeek-R1 model. Despite a relatively low Pearson correlation ( $r = 0.27$ ), the two groups agree on approximately 54% of the samples, highlighting the limitations of using correlation alone to assess agreement in binary classification tasks.

- **OpenAI's o4-mini:** Among the 253 reasoning summaries retrieved out of 17,820 total responses, 100% were written in English.

These findings suggest that even when models are prompted in a given language, their internal reasoning generation may default to a more dominant or better-supported language, typically English.

To quantitatively compare the two correlation matrices shown in Fig. 2, we introduce two heuristics: one for cross-language consistency and one for inter-group differentiation. These two metrics are defined as follows:

Let  $C_{ij} = \text{CorrelationSquare}(g_i, g_j)$ .

$$\text{CLC} = \frac{\sum_{i=1}^4 \sum_{j=i}^4 \text{Var}(C_{ij})}{10^{-3} \sum_{i=1}^4 \sum_{j=i}^4 1}$$

$$\text{IGD} = \frac{\text{Var}(\{\text{Mean}(C_{ij}) \mid 1 \leq i < j \leq 4\})}{10^{-3}}$$

- **CLC** (Cross-Language Consistency) measures the variability of correlations within and between political groups across different languages.
- **IGD** (Inter-Group Differentiation) measures how distinct the model's responses are between different political groups, based on the average correlation values.
- $g_i$  refers to a political group from the set  $\{\text{far-right}, \text{moderate conservative}, \text{progressive left}, \text{centrist}\}$ .
- $C_{ij}$  is the  $3 \times 3$  block of correlation values representing the correlations between group  $g_i$  and group  $g_j$  across the three languages.

- $\text{Var}(C_{ij})$  is the population variance (i.e., without Bessel's correction) of the 9 scalar entries in the matrix  $C_{ij}$ , i.e.,

$$\text{Var}(C_{ij}) = \frac{1}{9} \sum_{a=1}^3 \sum_{b=1}^3 (C_{ij}^{(a,b)} - \mu_{ij})^2$$

where  $\mu_{ij}$  is the mean of all 9 entries of  $C_{ij}$ .

- $\text{Mean}(C_{ij})$  is the arithmetic mean of the 9 values in  $C_{ij}$ .
- $\text{Var}(\{\cdot\})$  denotes the population variance over the set of scalar values inside.

Lower **CLC** values indicate greater cross-language consistency, while higher **IGD** values reflect better ideological separation – i.e., more distinct correlation patterns between political groups. **CLC** includes both intra- and inter-group comparisons, whereas **IGD** considers only inter-group pairs.

In our results (Table I), DeepSeek-R1 achieves a **CLC** of 3.92 and **IGD** of 100.03, compared to o4-mini's 4.85 and 89.28, respectively. This indicates that DeepSeek-R1 is more consistent across languages and better at distinguishing between political ideologies.

Overall, both models show strong consistency (Fig. 2). They capture political context effectively, producing structured, coherent, and personalized classification outputs, with DeepSeek-R1 showing a slight edge in clarity and stability.

#### B. Large Models without Reasoning Capabilities

Despite its size, the non-reasoning model DeepSeek-V3 produces largely uninformative correlation plots (Fig. 5), with all values positive and high (lowest  $r = 0.41$ ). As discussed in Section V-A, high correlation can sometimes mask important differences; here, it reflects broad agreement across outputs rather than meaningful differentiation.

A key concern is that intra-group correlations (same ideology across languages) are nearly identical to inter-group correlations (different ideologies), suggesting minimal ideological differentiation. For instance, far-right responses correlate almost equally with progressive left outputs, highlighting DeepSeek-V3's limited ability to personalize.

This is further confirmed by the **CLC** and **IGD** scores: DeepSeek-V3 yields 15.31 (CLC) and 1.58 (IGD) (Table I). Overall, DeepSeek-V3 underperforms compared to reasoning-enabled models, showing high consistency across outputs but poor discrimination between ideological groups.

#### C. Smaller Model with Reasoning Capabilities

Integrated reasoning in LLMs is a recent innovation, primarily appearing in large-scale models. Few small models currently support explicit reasoning. In our study, we evaluated Qwen3-8B – one of the newest small models with configurable reasoning, which we enabled for all experiments.

Qwen3-8B demonstrates reasoning ability in the prompt language, though with a strong English bias. Across evenly distributed prompts (English, Polish, Russian), reasoning outputs were in English for 62.8% of samples, Russian for 33.0%, and Polish for just 4.2%.

The model's correlation plot (Fig. 6) shows mostly positive values, with one negative outlier. The strongest between-group

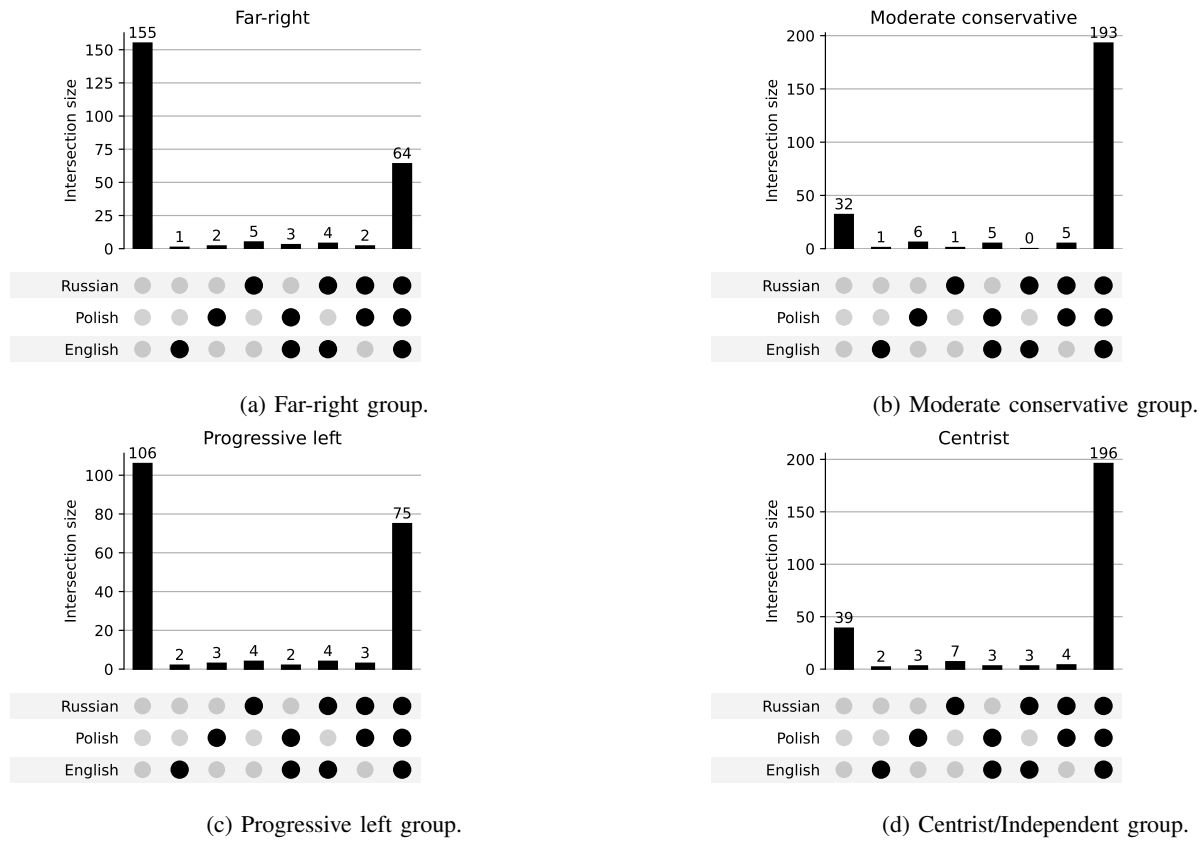


Figure 4: Upset plots showing the intersection of classification decisions across English, Polish, and Russian for each political group for the DeepSeek-R1 model’s responses. These plots visualize how consistently the model classified tweets as offensive or not across different nationalities and languages within each personality profile.

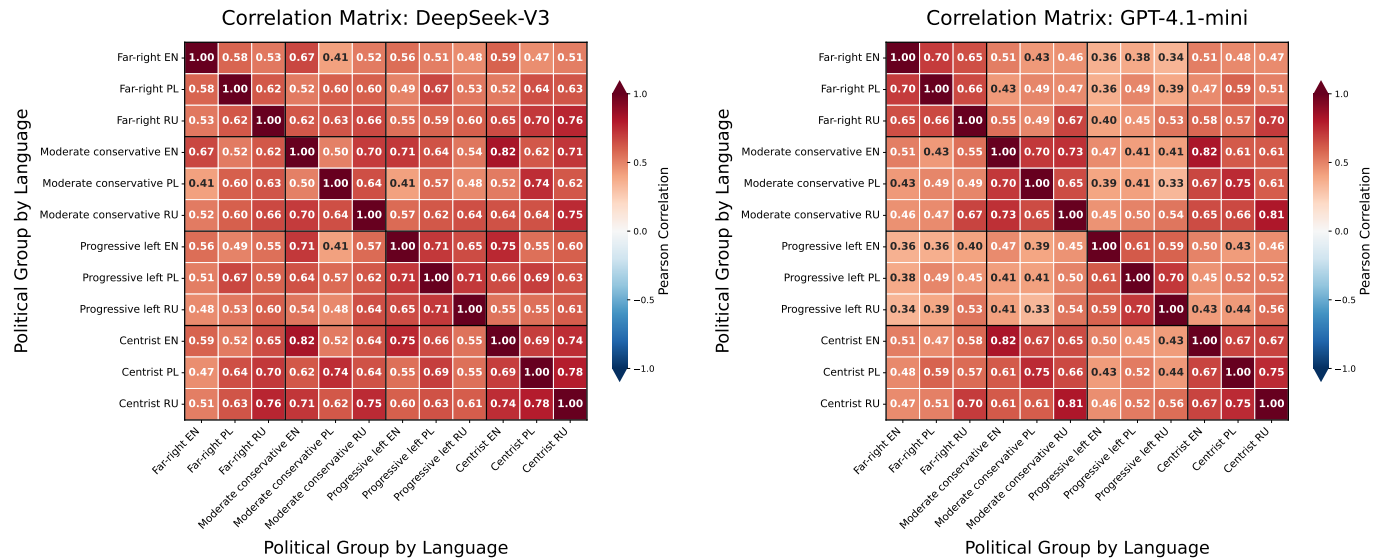


Figure 5: Correlation plots showing the agreement in tweet classifications across different political perspectives for two reasoning-disabled language models: DeepSeek-V3 and OpenAI’s GPT-4.1-mini. Each plot visualizes how consistently each model assigns offensive/non-offensive labels based on the provided personality profiles, highlighting alignment or divergence across political viewpoints.



	DeepSeek-R1	OpenAI's o4-mini	DeepSeek-V3	Qwen3-8B	OpenAI's GPT-4.1-mini	Qwen3-4B	Gemma3-4B-IT	Mistral-7B-Instruct-v0.3
Category	Big reasoning	Big reasoning	Big non-reasoning	Small reasoning	Small non-reasoning	Small non-reasoning	Small non-reasoning	Small non-reasoning
Percentage of valid responses (%)	90.7	90.7	100	77.4	100	100	100	100
Cross-Language Consistency (CLC) (lower is better)	<b>3.92</b>	4.85	15.31	22.20	12.32	33.43	28.29	65.64
Inter-Group Differentiation (IGD) (higher is better)	<b>100.03</b>	89.28	1.58	32.23	8.09	4.77	3.46	1.37

Table I: Comparison of models

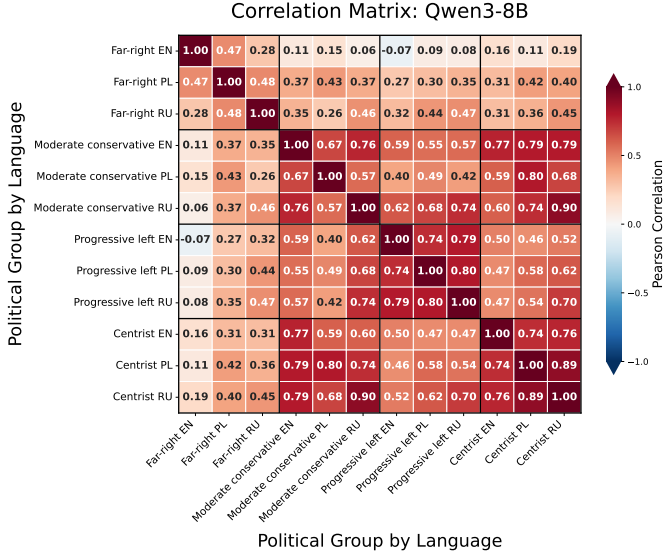


Figure 6: Correlation plots showing the agreement in tweet classifications across different political perspectives for reasoning-enabled Qwen3-8B model.

similarity is between Moderate Conservative and Centrist groups, while the Far-Right group shows the lowest average correlation with others – indicating greater differentiation in its personalized classifications.

#### D. Smaller Models without Reasoning Capabilities

We evaluated several non-reasoning models, ranging from small LLMs to larger variants, including Gemma 3-4B-IT (Google), Qwen3-4B (Alibaba), Mistral-7B-Instruct-v0.3 [56], [59], and GPT-4.1-mini [57].

As shown in Fig. 7, all small models exhibit uniformly positive correlations, indicating alignment across prompts regardless of language, personality, or nationality. This suggests limited ability to distinguish nuanced political perspectives.

Gemma3-4B-IT and Qwen3-4B show consistently high correlations, whereas Mistral-7B-Instruct-v0.3 displays more variability ( $0.04 \leq r \leq 0.69$ ), indicating less stable behavior. Notably, all models show a high correlation between 'Moderate Conservative Russian' and 'Centrist Russian' responses, which is likely due to random variation rather than meaningful ideological similarity.

Extending the analysis to GPT-4.1-mini, it exhibits broadly positive correlations similar to the models above but with slightly more variability, suggesting modest improvements in distinguishing outputs across ideological groups. Compared to DeepSeek-V3, which shows minimal differentiation, GPT-4.1-mini achieves better group separation while maintaining relatively high consistency.

This trend is also reflected in the **CLC** and **IGD** scores: models like Gemma3-4B-IT, Qwen3-4B, and Mistral-7B-Instruct-v0.3 have modest scores, whereas GPT-4.1-mini achieves 12.32 (CLC) and 8.09 (IGD) (Table I), indicating improved but still limited ideological discrimination. Overall, small non-reasoning models fall short of reasoning-enabled models in capturing nuanced political distinctions.

## VI. DISCUSSION

Our results show reasoning capabilities are crucial for large language models (LLMs) to simulate ideologically and culturally grounded interpretations of offensive content. Models like DeepSeek-R1 and o4-mini aligned more closely with ideological framing in prompts, generating outputs that varied meaningfully across far-right, centrist, and progressive personas. Correlation analyses confirmed strong within-group consistency and clear ideological separation, with this effect persisting across English, Polish, and Russian prompts, highlighting the role of reasoning in cross-linguistic coherence.

DeepSeek-R1 stood out for detailed, coherent output, offering interpretable insights into its decision-making. In contrast, o4-mini produced more generic, templated explanations, indicating reasoning depth and variability—not just presence—are essential for simulating personalized language understanding.

Non-reasoning models like DeepSeek-V3 and GPT-4.1-mini showed little sensitivity to ideological framing, with outputs mostly uniform across personas. This suggests that model scale alone doesn't yield sociopolitical nuance. Even smaller reasoning-enabled models struggled with ideological differentiation, though Qwen3-8B showed modest gains.

A notable pattern was the dominance of English in reasoning outputs, even when prompts were in Polish or Russian. This reflects a multilingual alignment gap that may hinder interpretability for non-English users.

The primary risk of this work lies in reinforcing ideological biases through simulated personas, which may inadvertently legitimize harmful viewpoints if not carefully framed. Additionally, reliance on LLM-generated reasoning in sensitive po-

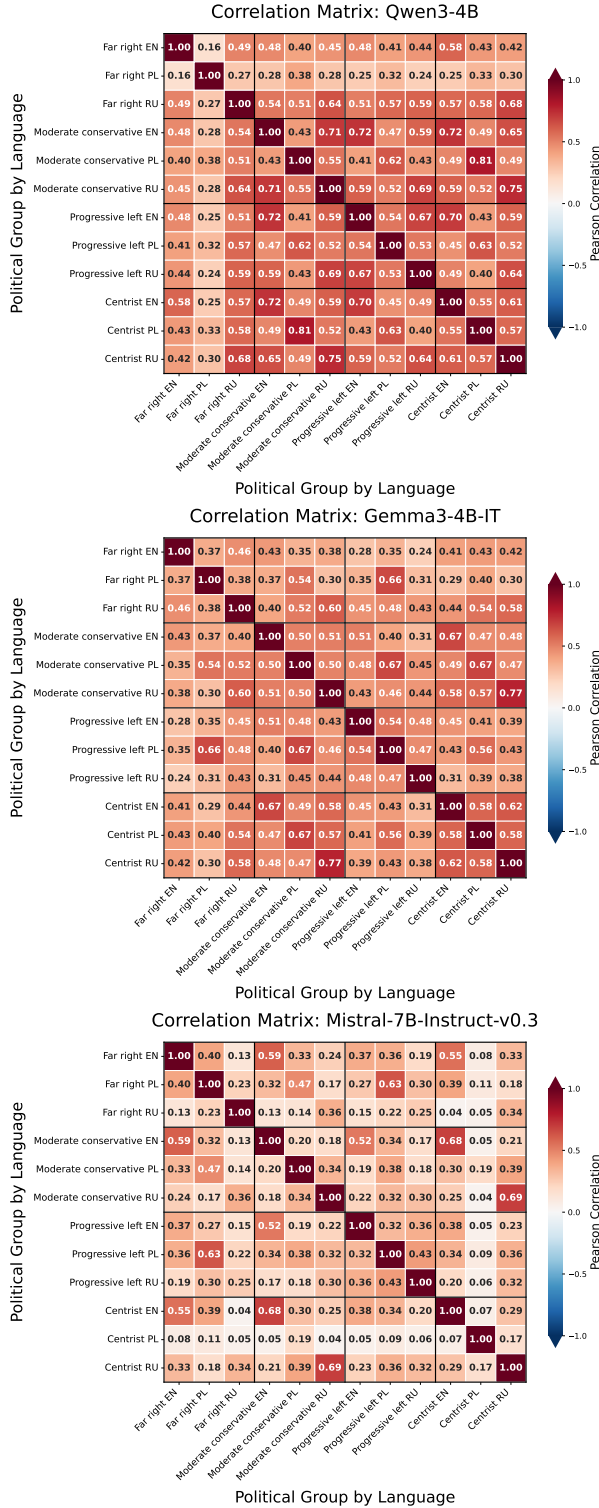


Figure 7: Correlation matrices for small non-reasoning models: Qwen3-4B, Gemma3-4B-IT, and Mistral-7B-Instruct-v0.3. All models exhibit generally high positive correlations, suggesting limited differentiation between political viewpoints.

litical contexts could amplify existing stereotypes or overlook nuanced cultural interpretations, especially given the models’ tendency to default to English reasoning.

Finally, we found that Pearson correlations, while helpful, can be misleading in binary tasks. High agreement can coincide with low correlation, reinforcing the value of complementary tools like upset plots for analyzing model behavior.

## VII. CONCLUSIONS AND FUTURE WORK

This study examined how large language models can simulate personalized offensiveness judgments based on ideological and cultural cues. We proposed a novel framework combining persona-based prompting, multilingual analysis, and reasoning-driven classification. Results highlight reasoning as a key factor for producing ideologically sensitive and interpretable outputs. Models like DeepSeek-R1 not only captured political perspectives effectively but also showed consistent behavior across languages and nationalities.

These findings underscore the importance of reasoning for nuanced, human-like judgments, especially in politically or culturally sensitive contexts. Reasoning-enabled models provide more transparent justifications, which are vital for trustworthy NLP applications.

Future work should expand the dataset to cover more sociopolitical viewpoints and languages, and consider real user data or crowd-annotated profiles for realism. Exploring few-shot and retrieval-augmented techniques could further personalize responses. There’s also a need for better benchmarks to evaluate reasoning quality, especially in multilingual settings where disparities remain challenging.

This study was also conducted as a pilot within the InteGra system, focusing on methods for defining different personas and analyzing decision-making differences between them in identical contexts. Future work will extend into game studies, incorporating additional psychological aspects of characters as well as their roles in dialogue contexts.

## LIMITATIONS

While our findings provide compelling evidence for the value of reasoning in personalized offensiveness detection, several limitations must be considered. First, the dataset used in this study consisted of a relatively small sample – 300 tweets from a single political domain. This limited scope may constrain the generalizability of our results and does not capture the full spectrum of offensive content.

Second, the personas were manually constructed and necessarily idealized. Although this allowed for controlled experimentation, it does not fully reflect the diversity, inconsistency, and contextual variation of real-world individuals. Future work should aim to incorporate more empirically grounded or dynamically generated persona representations.

Third, while translations were carefully reviewed, a small number of errors and edge cases may have influenced the multilingual evaluation. Cultural subtleties are difficult to preserve in translation, and it remains possible that some



tweets were interpreted differently due to linguistic artifacts rather than genuine ideological reasoning.

We also acknowledge limitations imposed by the models themselves. For instance, models like o4-mini are proprietary and offer limited control over generation parameters such as temperature, affecting reproducibility and interpretability. Furthermore, we observed a consistent bias toward generating reasoning in English, regardless of input language. This reduces authenticity of multilingual outputs and hinders inclusive evaluation across diverse language communities.

Lastly, the binary classification framing used in this study simplifies offensiveness into a yes/no decision, ignoring gradations of harm, context, or intent. While useful for structured analysis, this dichotomy overlooks the complexity inherent in real-world moderation and annotation. Addressing these issues in future work will be essential for building more comprehensive and equitable personalization frameworks.

#### ACKNOWLEDGMENTS

This work was financed by (1) the European Regional Development Fund as part of the 2021–2027 European Funds for a Modern Economy (FENG) programme, project no. FENG.02.04-IP.040004/24: CLARIN – Common Language Resources and Technology Infrastructure; (2) CLARIN-PL (POIR.04.02.00-00C002/19); (3) DARIAH-PL (POIR.04.02.00-00-D006/20, KPOD.01.18-IW.03-0013/23); (4) CLARIN ERIC – European Research Infrastructure Consortium: Common Language Resources and Technology Infrastructure (period: 2024-2026) funded by the Polish Minister of Science under the programme: "Support for the participation of Polish scientific teams in international research infrastructure projects", agreement number 2024/WK/01; (5) Polish Minister of Digital Affairs under a special purpose subsidy No. 1/WII/DBI/2025: HIVE AI: Development and Pilot Deployment of Large Language Models in the Polish Public Administration; (6) the statutory funds of the Department of Artificial Intelligence, Wrocław University of Science and Technology; (7) the National Science Centre, Poland, project no. 2021/41/B/ST6/04471; (8) project no. FENG.01.01-IP.02-2061/23, co-financed by the European Union under the European Funds for Smart Economy 2021–2027 programme.

AI-based tools, including ChatGPT, Grammarly Premium, and Writeful, were used exclusively to support linguistic clarity and improve the readability of the manuscript.

#### REFERENCES

- [1] M. Sap, D. Card *et al.*, "The risk of racial bias in hate speech detection," in *Proc. of the 57th ACL*, 2019.
- [2] S. Leonardelli, Elisa and. Menini, A. Palmero Aprosio, M. Guerini, and S. Tonelli, "Agreeing to disagree: Annotating offensive language datasets with annotators' disagreement," in *EMNLP*, 2021.
- [3] R. Binns, "On the apparent conflict between individual and group fairness," in *Proceedings of the 2020 conference on fairness, accountability, and transparency*, 2020, pp. 514–524.
- [4] C. A. Bail, L. P. Argyle *et al.*, "Exposure to opposing views on social media can increase political polarization," *Proceedings of the National Academy of Sciences*, vol. 115, no. 37, 2018.
- [5] A. Vaswani, N. Shazeer, N. Parmar, J. Uszkoreit, L. Jones, A. N. Gomez, L. Kaiser, and I. Polosukhin, "Attention is all you need," in *Advances in neural information processing systems*, vol. 30, 2017.
- [6] J. Devlin, M.-W. Chang, K. Lee, and K. Toutanova, "Bert: Pre-training of deep bidirectional transformers for language understanding," in *Proceedings of NAACL-HLT*, Minneapolis, Minnesota, 2019.
- [7] T. Brown, B. Mann, N. Ryder *et al.*, "Language models are few-shot learners," *Advances in neural information processing systems*, 2020.
- [8] A. Grattafiori, A. Dubey, A. Jauhri, A. Pandey, A. Kadian *et al.*, "The llama 3 herd of models," *arXiv preprint arXiv:2407.21783*, 2024.
- [9] M. Nadeem, A. Bethke, and S. Reddy, "Stereoset: Measuring stereotypical bias in pretrained language models," in *Proceedings of the 59th ACL and the 11th IJCNLP*, 2021, pp. 5356–5371.
- [10] A. Davani, M. Díaz, D. Baker, and V. Prabhakaran, "Disentangling perceptions of offensiveness: Cultural and moral correlates," in *ACM Conference on Fairness, Accountability, and Transparency*, 2024.
- [11] J. Kocoń, A. Figas, M. Gruza, D. Puchalska, T. Kajdanowicz, and P. Kazienko, "Offensive, aggressive, and hate speech analysis: From data-centric to human-centered approach," *Information Processing & Management*, vol. 58, no. 5, p. 102643, 2021.
- [12] J. Kocoń, M. Gruza, J. Bielaniec, D. Grimling, K. Kanclerz, P. Miłkowski, and P. Kazienko, "Learning personal human biases and representations for subjective tasks in natural language processing," in *2021 IEEE international conference on data mining (ICDM)*. IEEE, 2021, pp. 1168–1173.
- [13] P. Kazienko, J. Bielaniec, M. Gruza, K. Kanclerz, K. Karanowski, P. Miłkowski, and J. Kocoń, "Human-centered neural reasoning for subjective content processing: Hate speech, emotions, and humor," *Information Fusion*, vol. 94, pp. 43–65, 2023.
- [14] P. Miłkowski, M. Gruza *et al.*, "Personal bias in prediction of emotions elicited by textual opinions," in *ACL*, 2021.
- [15] K. Kanclerz, A. Figas, M. Gruza *et al.*, "Controversy and conformity: from generalized to personalized aggressiveness detection," in *ACL*, 2021.
- [16] K. Kanclerz, M. Gruza, K. Karanowski *et al.*, "What if ground truth is subjective? personalized deep neural hate speech detection," in *LREC*, 2022.
- [17] A. Ngo, A. Candri, T. Ferdinan *et al.*, "Studemo: A non-aggregated review dataset for personalized emotion recognition," in *LREC*, 2022.
- [18] P. Miłkowski, S. Saganowski, M. Gruza *et al.*, "Multitask personalized recognition of emotions evoked by textual content," in *PerCom Workshops*. IEEE, 2022.
- [19] W. Mieleczenko-Kowszewicz, K. Kanclerz *et al.*, "Capturing human perspectives in nlp: Questionnaires, annotations, and biases," in *NLPerspectives@ ECAI*, 2023.
- [20] K. Kanclerz, K. Karanowski, J. Bielaniec, M. Gruza, P. Miłkowski, J. Kocoń, and P. Kazienko, "Pals: Personalized active learning for subjective tasks in nlp," in *Proceedings of the 2023 Conference on Empirical Methods in Natural Language Processing*, 2023.
- [21] K. Kanclerz, J. Bielaniec, M. Gruza, J. Kocoń, S. Woźniak, and P. Kazienko, "Towards model-based data acquisition for subjective multi-task nlp problems," in *2023 IEEE International Conference on Data Mining Workshops (ICDMW)*. IEEE, 2023, pp. 726–735.
- [22] P. Miłkowski, K. Karanowski, P. Wielopolski, J. Kocoń, P. Kazienko, and M. Zięba, "Modeling uncertainty in personalized emotion prediction with normalizing flows," in *2023 IEEE International Conference on Data Mining Workshops (ICDMW)*. IEEE, 2023.
- [23] J. Kocoń, J. Baran *et al.*, "Differential dataset cartography: Explainable artificial intelligence in comparative personalized sentiment analysis," in *ICCS*. Springer, 2023.
- [24] J. Kocon, J. Baran, and K. Kanclerz, "Multi-modal personalized hate speech analysis using differential dataset cartography," in *DE-FACTIFY@ AAAI*, 2023.
- [25] A. Ngo and J. Kocoń, "Integrating personalized and contextual information in fine-grained emotion recognition in text: A multi-source fusion approach with explainability," *Information Fusion*, vol. 118, 2025.
- [26] T. Ferdinan and J. Kocoń, "Fortifying nlp models against poisoning attacks: The power of personalized prediction architectures," *Information Fusion*, vol. 114, 2025.
- [27] J. Kocoń, I. Cichecki, O. Kaszyca, M. Kochanek, D. Szydło, J. Baran, J. Bielaniec, M. Gruza, A. Janz, K. Kanclerz *et al.*, "Chatgpt: Jack of all trades, master of none," *Information Fusion*, vol. 99, p. 101861, 2023.

- [28] S. Woźniak, B. Koptyra, A. Janz, P. Kazienko, and J. Kocoń, “Personalized large language models,” in *2024 IEEE International Conference on Data Mining Workshops (ICDMW)*. IEEE, 2024, pp. 511–520.
- [29] S. Woźniak, J. Duszynski, J. Kocoń, and P. Kazienko, “Improving llm-based recommender systems with user-controllable profiles,” in *Companion Proceedings of the ACM on Web Conference 2025*, 2025, pp. 2102–2111.
- [30] A. Schmidt and M. Wiegand, “A survey on hate speech detection using natural language processing,” in *5th international workshop on natural language processing for social media*, 2017.
- [31] T. Davidson, D. Warmley, M. Macy, and I. Weber, “Automated hate speech detection and the problem of offensive language,” in *Proceedings of the international AAAI conference on web and social media*, 2017.
- [32] L. Li, L. Fan, S. Atreja, and L. Hemphill, “‘hot’ chatgpt: The promise of chatgpt in detecting and discriminating hateful, offensive, and toxic comments on social media,” *ACM Transactions on the Web*, 2024.
- [33] M. Zampieri, S. Rosenthal, P. Nakov, A. Dmonte, and T. Ranasinghe, “Offenseval 2023: Offensive language identification in the age of large language models,” *Natural Language Engineering*, 2023.
- [34] M. Ge, R. Mao, and E. Cambria, “Discovering the cognitive bias of toxic language through metaphorical concept mappings,” *Cognitive Computation*, 2025.
- [35] Z. Waseem and D. Hovy, “Hateful symbols or hateful people? predictive features for hate speech detection on Twitter,” in *Proceedings of the NAACL SRW*. Association for Computational Linguistics, 2016.
- [36] Z. Waseem, “Are you a racist or am I seeing things? annotator influence on hate speech detection on Twitter,” in *Proceedings of the First Workshop on NLP and Computational Social Science*. Austin, Texas: Association for Computational Linguistics, 2016.
- [37] B. Kennedy, X. Jin, A. Mostafazadeh Davani, M. Dehghani, and X. Ren, “Contextualizing hate speech classifiers with post-hoc explanation,” in *Proceedings of the 58th Annual Meeting of the Association for Computational Linguistics*, 2020.
- [38] J. Achiam, S. Adler, S. Agarwal, L. Ahmad, I. Akkaya, F. L. Aleman, D. Almeida, J. Altschmidt, S. Altman, S. Anadkat *et al.*, “Gpt-4 technical report,” *arXiv preprint arXiv:2303.08774*, 2023.
- [39] B. Vidgen and L. Derczynski, “Directions in abusive language training data, a systematic review: Garbage in, garbage out,” *Plos one*, vol. 15, no. 12, p. e0243300, 2020.
- [40] T. Caselli, V. Basile, J. Mitrovic, M. Granitzer *et al.*, “Hatebert: Retraining bert for abusive language detection in english,” in *Proceedings of the 5th Workshop on Online Abuse and Harms (WOAH 2021)*. Association for Computational Linguistics, 2021, pp. 17–25.
- [41] M. Sap, S. Gabriel, L. Qin, D. Jurafsky, N. A. Smith, and Y. Choi, “Social bias frames: Reasoning about social and power implications of language,” in *Proceedings of the 58th Annual Meeting of the Association for Computational Linguistics*, 2020, pp. 5477–5490.
- [42] S. Wiegrefe and A. Marasović, “Teach me to explain: A review of datasets for explainable natural language processing,” *arXiv preprint arXiv:2102.12060*, 2021.
- [43] J.-J. Tian, O. Dige, D. B. Emerson, and F. K. Khattak, “On the role of reasoning in the identification of subtle stereotypes in natural language,” *arXiv preprint arXiv:2308.00071*, 2024.
- [44] X. Wang, J. Wei, D. Schuurmans, Q. Le, E. H. Chi, and D. Zhou, “Self-consistency improves chain of thought reasoning in language models,” *ArXiv*, vol. abs/2203.11171, 2022.
- [45] T. Ranasinghe and M. Zampieri, “MUDES: Multilingual detection of offensive spans,” in *NAACL: Human Language Technologies: Demonstrations*, 2021.
- [46] K. Mnassri, R. Farahbakhsh, R. Chalehchaleh, P. Rajapaksha, A. R. Jafari, G. Li, and N. Crespi, “A survey on multi-lingual offensive language detection,” *PeerJ Computer Science*, vol. 10, p. e1934, 2024.
- [47] A. Conneau, K. Khandelwal, N. Goyal, V. Chaudhary *et al.*, “Unsupervised cross-lingual representation learning at scale,” in *ACL*, 2020.
- [48] X. Shi, X. Liu, C. Xu, Y. Huang, F. Chen, and S. Zhu, “Cross-lingual offensive speech identification with transfer learning for low-resource languages,” *Computers and Electrical Engineering*, 2022.
- [49] T. Ranasinghe and M. Zampieri, “Multilingual offensive language identification for low-resource languages,” *Transactions on Asian and Low-Resource Language Information Processing*, 2021.
- [50] D. GmbH, “DeepL api translator,” <https://www.deepl.com/docs-api>, 2025.
- [51] D. Guo, D. Yang, H. Zhang *et al.*, “Deepseek-r1: Incentivizing reasoning capability in llms via reinforcement learning,” *arXiv preprint arXiv:2501.12948*, 2025.
- [52] OpenAI, “Introducing openai o3 and o4-mini,” <https://openai.com/index/introducing-o3-and-o4-mini/>, 2025.
- [53] A. Liu, B. Feng, B. Xue, B. Wang, B. Wu, C. Lu, C. Zhao, C. Deng, C. Zhang, C. Ruan *et al.*, “Deepseek-v3 technical report,” *arXiv preprint arXiv:2412.19437*, 2024.
- [54] Q. Team, “Qwen3,” April 2025. [Online]. Available: <https://qwenlm.github.io/blog/qwen3/>
- [55] G. Team, “Gemma 3,” 2025. [Online]. Available: <https://goo.gle/Gemma3Report>
- [56] A. Q. Jiang, A. Sablayrolles *et al.*, “Mistral 7b,” 2023. [Online]. Available: <https://arxiv.org/abs/2310.06825>
- [57] OpenAI, “Introducing gpt-4.1 in the api,” <https://openai.com/index/gpt-4-1/>, 2025.
- [58] “Data repository for conference submission,” [https://github.com/DzmitryPihulski/2025\\_SENTIRE\\_data](https://github.com/DzmitryPihulski/2025_SENTIRE_data), 2025.
- [59] M. AI, “Mistral-7b-instruct-v0.3,” <https://huggingface.co/mistralai/Mistral-7B-Instruct-v0.3>, 2024.

## APPENDIX

Additionally, we extracted the probabilities of generating the response 1 (offensive) and 0 (non-offensive) from the smaller models without reasoning capabilities (Gemma3-4B-IT, Qwen3-4B, Mistral-7B-Instruct-v0.3). While the final output of a language model is technically a multinomial distribution over all tokens, we observed that in only 0.4% of cases (5 samples), the combined probability of generating either 0 or 1 differed from 1.0 by more than 0.01. This suggests that the assumption of a near-binomial distribution between the two target classes is accurate for the purpose of this analysis.

We also plotted the distributions of probabilities for generating the response 1 (offensive) from each of the three models, across all 12 different prompt configurations (4 political personas in 3 languages) (see the plots at Gemma3\_4b plot, Mistral\_7b plot, Qwen3\_4b plot in our GitHub repository [58]). The analysis of these plots suggests that the models are generally very confident in their predictions. Specifically, in 84% of the evaluated cases, the predicted probability for the offensive class was either very high ( $\geq 0.95$ ) or very low ( $\leq 0.05$ ), indicating strong classification certainty across most inputs. Among the three models, Gemma3-4B-IT is the most confident on average, with 89% of evaluated cases having predicted probabilities for the offensive class either very high ( $\geq 0.95$ ) or very low ( $\leq 0.05$ ) (see the plot at Gemma3\_4b plot in the repository [58]). However, an inspection of the probability distributions reveals a strong bias toward classifying tweets as offensive across all political groups and languages. This suggests that the model exhibits a generally low tolerance for hate speech, even when prompted to act as a persona that downplays offensiveness. Specifically, Gemma3-4B-IT produced a probability  $> 0.5$  for the offensive class in 2,621 out of 3,564 samples. The Qwen3-4B model exhibits a nearly identical behavior to Gemma3-4B-IT in terms of confidence and classification patterns (see the plot at Qwen3\_4b plot in the repository [58]). The only model that assigns low probabilities to the offensive class ( $\leq 0.05$ ) in a notable number of samples is Mistral-7B-Instruct-v0.3 (see the plot at Mistral\_7b plot in the repository [58]). In particular, for two categories – *Far-right English* and *Centrist English* – the number of samples with low offensive probabilities exceeds those with high probabilities.