

# REVISITING DIRECT SPEECH-TO-TEXT TRANSLATION WITH SPEECH LLMs: BETTER SCALING THAN COT PROMPTING?

Oriol Pareras<sup>1</sup>, Gerard I. Gállego<sup>1,2</sup>, Federico Costa<sup>1,2</sup>, Cristina España-Bonet<sup>1,3</sup>, Javier Hernando<sup>1,2</sup>

<sup>1</sup>Barcelona Supercomputing Center, Spain <sup>2</sup>Universitat Politècnica de Catalunya, Spain

<sup>3</sup>DFKI GmbH, Saarland Informatics Campus, Saarbrücken, Germany

oriol.pareras@bsc.es, gerard.gallego@bsc.es

## ABSTRACT

Recent work on Speech-to-Text Translation (S2TT) has focused on LLM-based models, introducing the increasingly adopted Chain-of-Thought (CoT) prompting, where the model is guided to first transcribe the speech and then translate it. CoT typically outperforms direct prompting primarily because it can exploit abundant Automatic Speech Recognition (ASR) and Text-to-Text Translation (T2TT) datasets to explicitly model its steps. In this paper, we systematically compare CoT and Direct prompting under increasing amounts of S2TT data. To this end, we pseudo-label an ASR corpus by translating its transcriptions into six European languages, and train LLM-based S2TT systems with both prompting strategies at different data scales. Our results show that Direct improves more consistently as the amount of data increases, suggesting that it may become a more effective approach as larger S2TT resources are created.

**Index Terms**— speech-to-text translation, speech large language models

## 1. INTRODUCTION

End-to-End (E2E) S2TT is increasingly preferred over the traditional cascaded pipeline of ASR followed by T2TT. Unlike cascaded approaches, E2E systems avoid error propagation across modules and can in principle exploit acoustic and prosodic cues that are lost in intermediate transcripts. Recent studies show that the performance of E2E systems is approaching that of cascaded methods, with some works even reporting improvements beyond them [1].

A popular strategy for building E2E systems is to adapt a backbone LLM already fine-tuned for T2TT to the speech modality [2, 3]. Within this framework, recent works adopt CoT prompting, where the model is guided to first transcribe and then translate [4, 5, 6]. CoT has gained attention because it outperforms DIRECT translation (without intermediate steps). More importantly, CoT allows to leverage widely available ASR and T2TT data by explicitly modeling these steps.

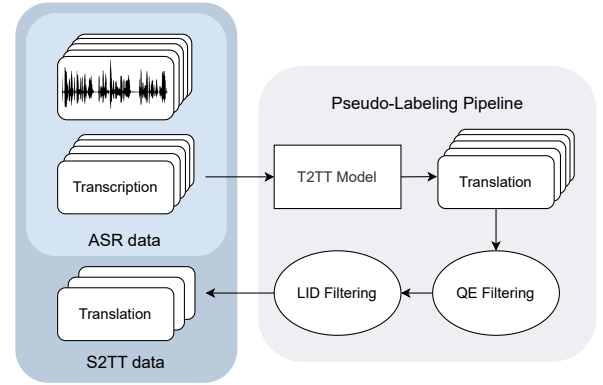


Fig. 1: Overview of the pseudo-labeling pipeline.

In this work, we revisit this comparison and argue that the advantage of CoT is mainly tied to the large quantity of ASR and T2TT data currently used for training. We show that as S2TT data becomes increasingly available, direct translation may emerge as a stronger alternative. To the best of our knowledge, this is the only systematic study that compares DIRECT and CoT prompting under large-scale pseudo-labeled S2TT data with this much language coverage.

The dominant trend for creating S2TT resources is to translate existing ASR corpora into target languages [7, 8]. Following this approach, we construct a pseudo-labeled dataset through a translation pipeline (Figure 1), and train models with both DIRECT and CoT while scaling the amount of data. Our results demonstrate that DIRECT exhibits more stable scaling than CoT.

This finding mirrors the evolution of ASR itself, where early phoneme- or grapheme-based pipelines were replaced by E2E models that directly map speech to text [9]. We presume that, by enforcing an intermediate transcription, CoT may constrain the model to a fixed alignment between speech and text, which may limit the potential of E2E models of leveraging paralinguistic information. While this work does not explore such signals here, it highlights DIRECT prompting as a viable strategy and points toward future scenarios where richer speech annotations could further enhance E2E S2TT.

## 2. METHODOLOGY

We systematically compare how CoT and DIRECT prompting strategies scale in S2TT. To do so, we generate pseudo-labeled S2TT data (S2TT<sub>pl</sub>) and evaluate a series of models trained with varying amounts of it.

### 2.1. Translation pseudo-labeling

We generate pseudo-labeled data by translating the transcriptions of an ASR dataset (Figure 1). We use the same translation LLM employed as backbone for the S2TT model. To filter out generation errors or low-quality translations, we first score the samples with a Quality Estimation (QE) system. We use BLASER 2.0 [10] for this task because it provides reference-free, sentence-level translation scores that correlate strongly with human judgments. We compute the scores by evaluating the similarity of the transcription and translation with `blaser_2.0_qe`<sup>1</sup> and remove samples below 3.75, which was chosen after inspecting samples in multiple languages. Despite estimating the quality of the translation, BLASER 2.0 is based on SONAR [11] embeddings, which have a shared representation space for speech and text across languages. For this reason, we next use a Language Identification (LID) system to discard possible targets in the wrong language. We use GlotLID v3 [12] to compute the probabilities of each of the  $L$  considered languages  $\mathbf{p} = (p_1, \dots, p_L)$ , and remove samples in which the expected target language  $p_e < 0.5$ .

### 2.2. Speech Translation Model

We build an LLM-based E2E S2TT system for our experimentation, following a similar approach as [13, 14]. Each speech utterance  $x$  is first encoded with a self-supervised model  $f_{\text{enc}}$ , extracting continuous representations. These features are quantized into a sequence of discrete tokens:  $\mathbf{s} = (s_1, \dots, s_T) = q(f_{\text{enc}}(x))$ ,  $s_t \in V_s$ , where  $q(\cdot)$  is the quantization function and  $V_s$  is the speech token vocabulary. To adapt the pretrained LLM for speech inputs, its original vocabulary  $V_o$  is expanded to  $V = V_o \cup V_s$ , alongside its corresponding token embedding matrix  $E = [E_o; E_s] \in \mathbb{R}^{|V| \times d}$ , where  $E_s$  is randomly initialized.

Training is performed in two stages. In stage 1, the backbone LLM is frozen and only the token embedding layer is trained on speech utterances from the ASR corpora, using next-token prediction. In stage 2, the entire LLM is trained on the data described in § 3.1.

For the backbone model we use `salamandraTA-7B-Instruct`,<sup>2</sup> a highly multilingual LLM fine-tuned for translation and proficient in 35 European languages. The speech encoder is mHuBERT<sup>3</sup> from TWIST [15], together

<sup>1</sup><https://huggingface.co/facebook/blaser-2.0-qe>

<sup>2</sup><https://huggingface.co/BSC-IT/salamandraTA-7b-instruct>

<sup>3</sup><https://huggingface.co/slpr1/mhubert-base-25hz>

CoT Prompt Template	Direct Prompt Template
{audio} Transcribe in {src language} <b>{transcription}</b> Translate to {tgt language} <b>{translation}</b>	{audio} Translate to {tgt language} <b>{translation}</b>

Fig. 2: Prompt templates (model outputs are in bold)

with its trained k-means quantizer. This encoder was chosen because: (1) it supports multilingual speech and (2) it down-samples to 25 Hz, halving the temporal resolution compared to standard HuBERTs [16]. Discrete speech tokens are obtained by clustering the 11<sup>th</sup>-layer representations into 500 groups.

To fully leverage ASR and T2TT performance in S2TT, CoT models use prompts derived from the template shown in Figure 2. The same template is applied during inference, and generation is performed with beam search using five beams.

## 3. EXPERIMENTAL SETUP

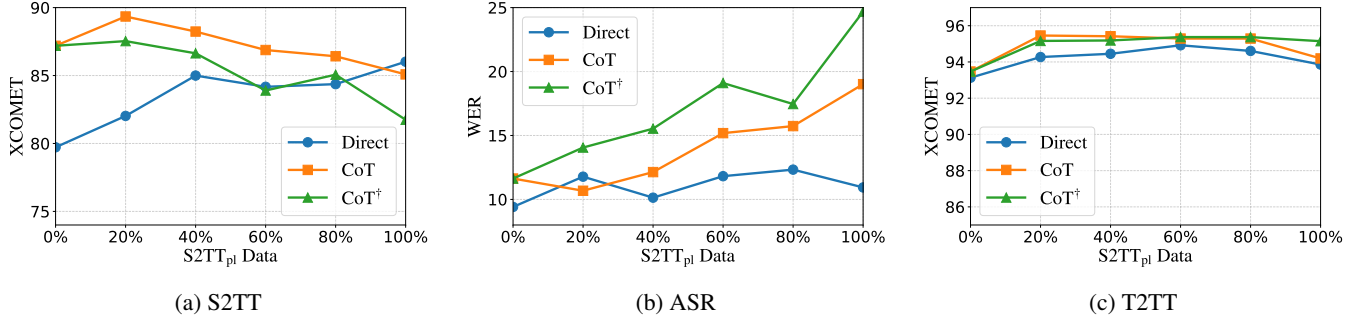
### 3.1. Data

Our training framework includes four types of datasets: ASR, T2TT, S2TT and pseudo-labeled S2TT (S2TT<sub>pl</sub>) in six languages: Catalan (*ca*), German (*de*), English (*en*), Spanish (*es*), French (*fr*), and Italian (*it*). Table 1 reports the amount of data per language. For ASR, we use the train splits of Common Voice 21.0 [17] and Multilingual LibriSpeech [18], totaling approximately 6,000 and 48,900 hours, respectively. For T2TT, we use Wikimedia [19] samples with 5 to 100 words, filtered using the same pipeline applied to pseudo-labeled S2TT data. For S2TT, we consider the train splits of Europarl-ST v1.1 [20] and CoVoST 2 [21], totaling around 630 and 1,600 hours, respectively. Finally, S2TT<sub>pl</sub> data is generated by translating all Common Voice 21.0 samples into all possible target languages. We evaluate our models in CoVoST 2 and Fleurs [22] test sets.

### 3.2. Experiments

We train two baseline models using all the ASR, T2TT and S2TT data described in § 3.1, with direct (**DIRECT**<sub>BASE</sub>) and CoT (**CoT**<sub>BASE</sub>) prompting.

To analyze the impact of scaling S2TT data, we incrementally add S2TT<sub>pl</sub> samples to each baseline, training 5 new systems with 20%, 40%, 60%, 80% and 100% of the full dataset respectively. We refer to these models as **DIRECT**<sub>AUGXX</sub> and **CoT**<sub>AUGXX</sub>, where XX is the percentage of pseudo-labeled data used. These models are trained independently, they are not checkpoints of a single experiment.



**Fig. 3:** Performance on Fleurs (xCOMET) when scaling the amount of S2TT<sub>pl</sub> data. Results are averaged across all the considered language directions.

**Table 1:** Amount of data per language and total target tokens (considering transcriptions and translations as target in S2TT). The number of hours for S2TT<sub>pl</sub> corresponds to repeated utterances (one for each of the five target languages).

	ca	de	en	es	fr	it	tgt tok.
<i>Languages as Source (hours)</i>							
ASR	1,775	2,900	46,422	1,412	1,895	493	610M
S2TT	136	265	1,163	173	355	141	48M
S2TT <sub>pl</sub>	8,875	4,670	8,810	2,470	4,090	1,230	384M
<i>Languages as Target (samples)</i>							
T2TT	289k	48k	76k	668k	508k	160k	134M
S2TT	289k	341k	585k	54k	50k	48k	48M
S2TT <sub>pl</sub>	1.35M	2.05M	2.63M	2.18M	2.10M	2.36M	384M

In the CoT setting, each speech–transcription pair in the pseudo-labeled data is repeated six times, one for each target language. We hypothesize this repetition may bias the model and harm the ASR performance, which is particularly critical for CoT prompting. To validate this, we train two variants of CoT<sub>AUGXX</sub>: in CoT<sup>†</sup><sub>AUGXX</sub>, the transcription step contributes to the loss, whereas in CoT<sub>AUGXX</sub> it does not.

We evaluate the models using Word Error Rate (WER) for ASR, and with BLEU [23], computed with SacreBLEU [24],<sup>4</sup> as well as xCOMET [25]<sup>5</sup> for T2TT and S2TT.

### 3.3. Training Details

Both stage 1 and stage 2 last one epoch and employ AdamW optimizer, a cosine learning rate scheduler, and gradient clipping with a maximum norm of 1.0.

In stage 1, we use a learning rate of  $7 \cdot 10^{-5}$ , a warm up during the first 3% of updates, and set a maximum sequence length of 1024. Tokens from different sequences are packed into full-length sequences to improve efficiency, fol-

lowing [13]. Training is run on 16 GPUs with a per-device batch size of 64, yielding an effective batch size of 256.

In stage 2, we increase the maximum sequence length to 2048 (without sequence packing) and lower the learning rate to  $4 \cdot 10^{-5}$ , with warmup over the first 10% of updates. We train on 16 GPUs with a per-device batch size of 32, resulting in an effective batch size of 512.

All experiments are implemented in the `transformers` library with DeepSpeed for distributed training, and run on NVIDIA H100 GPUs. To optimize memory usage, we apply mixed precision (bfloat16), gradient checkpointing, and Liger Kernel, which further improves efficiency and throughput.

## 4. RESULTS

**Initial CoT<sub>BASE</sub> superiority** We first verify that our baselines reproduce trends reported in prior work [4]. As expected, Table 2 shows that the CoT<sub>BASE</sub> outperforms the DIRECT<sub>BASE</sub> across all languages, confirming the benefit of decomposing the task into transcription and translation in this scenario. The average baseline gap is approximately 5 BLEU points and 7 xCOMET points.

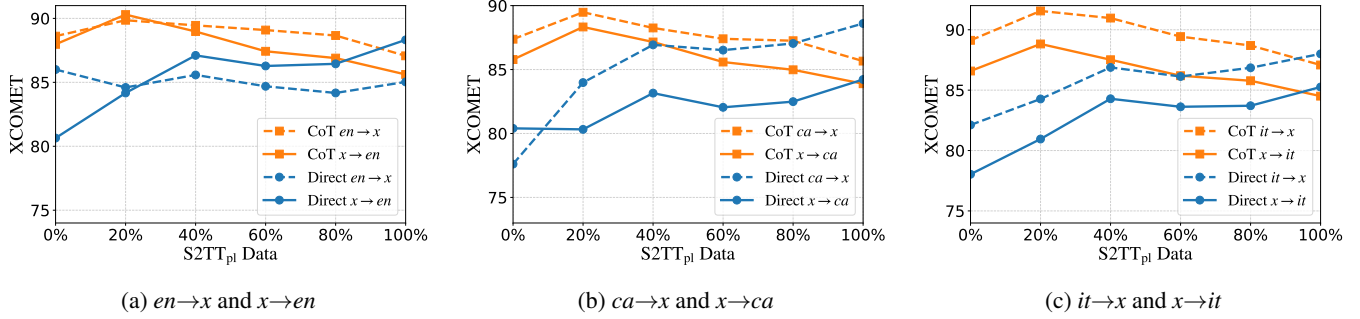
**Table 2:** Baselines evaluation on FLEURS.

	BLEU			xCOMET		
	x→x	x→en	en→x	x→x	x→en	en→x
DIRECT <sub>BASE</sub>	21.04	22.80	30.32	80.6	79.7	86.0
CoT <sub>BASE</sub>	<b>26.39</b>	<b>29.76</b>	<b>33.24</b>	<b>88.0</b>	<b>87.2</b>	<b>88.6</b>

**DIRECT scales better than CoT** Figure 3a shows that the two CoT<sub>AUG</sub> variants peak at 20% of the S2TT<sub>pl</sub> data and then degrade as more data is added. In contrast, DIRECT<sub>AUG</sub> consistently improves, achieving a better score with DIRECT<sub>AUG100</sub>. Although the peaks of CoT<sup>†</sup><sub>AUG</sub> and CoT<sub>AUG</sub> are still higher, DIRECT<sub>AUG</sub> demonstrates a steadier scaling trend, suggesting that this gap could be closed with additional data. These results indicate a potential advantage of direct prompting when sufficient S2TT<sub>pl</sub> data is available.

<sup>4</sup>signature:nrefs:1|case:mixed|eff:no|tok:13a|smooth:exp|version:2.5.1

<sup>5</sup><https://huggingface.co/Unbabel/XCOMET-XL>



**Fig. 4:** S2TT results evaluated on Fleurs test set with xCOMET. The x-axis represents the percentage of the S2TT<sub>pl</sub> data with which the different DIRECT and CoT models were trained.

**CoT degrades ASR as data scales** Figure 3b shows that WER remains stable with DIRECT<sub>AUG</sub> across all S2TT<sub>pl</sub> data scales, whereas both CoT<sub>AUG</sub> and CoT<sup>†</sup><sub>AUG</sub> gradually increase it by up to +7.4% and +13% relative to their baseline. These trends correlate with the steady decrease of S2TT performance, reflecting their critical reliance on the ASR sub-task. This is also observed at 20% of S2TT<sub>pl</sub> data, where CoT<sub>AUG</sub> reaches its minimum WER alongside its highest xCOMET score. Additionally, CoT<sub>BASE</sub> shows a WER 2% lower than its counterpart strategy. This confirms the findings of [8], indicating that direct S2TT data improve ASR performance.

Figure 3c shows that DIRECT performs slightly worse on T2TT, likely due to the lower proportion of this task in the training recipe (in DIRECT<sub>AUG</sub>, S2TT<sub>pl</sub> samples do not contain the T2TT sub-task). Nevertheless, performance for all three methods remains stable around +2 xCOMET points. These results make DIRECT appealing, showing that ASR and T2TT remain stable as pseudo-labeled S2TT data scales.

**CoT<sup>†</sup><sub>AUG</sub> lags behind CoT<sub>AUG</sub>** Figures 3a and 3b support the hypothesis from § 3.2 that training the transcription step may negatively impact the model, as CoT<sup>†</sup><sub>AUG</sub> consistently underperforms CoT<sub>AUG</sub> in ASR and S2TT. Nonetheless, CoT<sub>AUG</sub> also leads to some degradation. A possible explanation is that, by not training the transcription step, all S2TT<sub>pl</sub> data is treated as T2TT with speech as context, effectively reducing the proportion of the ASR task.

**Results are consistent across languages** To assess whether these results hold across languages, Figure 4 shows S2TT performance for *en*, *ca*, and *it*. We selected these languages because *en* benefits from the the majority of ASR data and typically achieves strong translation performance due to the abundance of English-centric datasets. The other two are extremes in S2TT<sub>pl</sub> data quantity (see Table 1): *ca* has the most and *it* the least.

Figure 4a shows that *en* follows a similar trend to Figure 3a, though performance on  $en \rightarrow x$  remains nearly constant. This is likely due to the large amount of ASR data in *en*, which, similarly to [8], allows DIRECT<sub>BASE</sub> (at 0% S2TT<sub>pl</sub> data) to perform close to CoT<sub>BASE</sub>. Both *ca* and *it* exhibit the

same overall trend, confirming that the results are consistent across languages. Notably, for  $ca \rightarrow x$ , DIRECT<sub>AUG100</sub> nearly matches the peak of CoT<sub>AUG20</sub>. This supports the hypothesis that, with sufficient S2TT<sub>pl</sub> data, DIRECT can reach CoT performance.

## 5. CONCLUSIONS AND FUTURE DIRECTIONS

In this work, we systematically compare CoT and DIRECT prompting strategies for S2TT using pseudo-labeled data, which has become the standard approach for scaling this task. Our experiments show that CoT struggles to improve with more data, regardless of whether the transcription step is trained or not. In contrast, DIRECT prompting demonstrates a consistent scaling trend: although its absolute performance has not yet surpassed CoT, it steadily improves as more pseudo-labeled data is added, indicating strong potential for larger scale trainings.

These findings position DIRECT prompting as a promising strategy for future research. Beyond its favorable scaling behavior, DIRECT also offers practical advantages: it requires roughly half the computational resources of CoT and is simpler to implement. Moreover, the observed trends raise important questions about its limits: it remains to be validated whether DIRECT could not only match but eventually surpass CoT with an even larger scale of data, clarifying its potential as a primary strategy for S2TT training.

Finally, beyond the current setup, a particularly relevant direction is paralinguistic-aware translation. E2E S2TT systems are not constrained by the transcription bottleneck, which gives them the potential to produce richer translations that reflect linguistic cues uniquely present in speech, such as prosody. However, because current training largely relies on ASR and T2TT datasets, especially in CoT prompting, this capacity is unlikely to emerge naturally. Progress may therefore require training with direct translations annotated for speech-specific cues, and it would be valuable to investigate whether DIRECT prompting can better exploit the full richness of the speech signal compared to CoT.

## 6. ACKNOWLEDGEMENTS

This work is funded by the Ministerio para la Transformación Digital y de la Función Pública and Plan de Recuperación, Transformación y Resiliencia – Funded by EU – NextGenerationEU within the framework of the project Modelos del Lenguaje. FC and CEB acknowledge their AI4S fellowship within the “Generación D” initiative by Red.es, Ministerio para la Transformación Digital y de la Función Pública, for talent attraction (C005/24-ED CV1), funded by NextGenerationEU through PRTR.

## 7. REFERENCES

- [1] Y. Du, Y. Pan, Z. Ma, et al., “Making LLMs better many-to-many speech-to-text translators with curriculum learning,” in *Proceedings of the 63rd Annual Meeting of the Association for Computational Linguistics (Volume 1: Long Papers)*, W. Che, J. Nabende, E. Shutova, and M. T. Pilehvar, Eds., Vienna, Austria, July 2025, pp. 12466–12478, Association for Computational Linguistics.
- [2] J. Wu, Y. Gaur, Z. Chen, et al., “On decoder-only architecture for speech-to-text and large language model integration,” in *2023 IEEE Automatic Speech Recognition and Understanding Workshop (ASRU)*, 2023, pp. 1–8.
- [3] X. Chen, S. Zhang, Q. Bai, et al., “LLaST: Improved end-to-end speech translation system leveraged by large language models,” in *Findings of the Association for Computational Linguistics: ACL 2024*, L.-W. Ku, A. Martins, and V. Srikumar, Eds., Bangkok, Thailand, Aug. 2024, pp. 6976–6987, Association for Computational Linguistics.
- [4] K. Hu, Z. Chen, C.-H. H. Yang, et al., “Chain-of-thought prompting for speech translation,” in *ICASSP 2025 - 2025 IEEE International Conference on Acoustics, Speech and Signal Processing (ICASSP)*, 2025, pp. 1–5.
- [5] Z. Huang, R. Ye, T. Ko, et al., “Speech Translation with Large Language Models: An Industrial Practice,” Dec. 2023, arXiv:2312.13585 [cs].
- [6] Y. Du, Z. Ma, Y. Yang, et al., “CoT-ST: Enhancing LLM-based Speech Translation with Multimodal Chain-of-Thought,” Sept. 2024, arXiv:2409.19510 [cs].
- [7] J. Pino, L. Puzon, J. Gu, et al., “Harnessing indirect training data for end-to-end automatic speech translation: Tricks of the trade,” in *Proceedings of the 16th International Conference on Spoken Language Translation*, J. Niehues, R. Cattoni, S. Stüker, et al., Eds., Hong Kong, Nov. 2–3 2019, Association for Computational Linguistics.
- [8] C. Wang, J. Pino, and J. Gu, “Improving cross-lingual transfer learning for end-to-end speech recognition with speech translation,” in *Interspeech 2020*, 2020, pp. 4731–4735.
- [9] A. Y. Hannun, C. Case, J. Casper, et al., “Deep speech: Scaling up end-to-end speech recognition,” *arXiv preprint arXiv:1412.5567*, 2014.
- [10] D. Dale and M. R. Costa-jussà, “BLASER 2.0: a metric for evaluation and quality estimation of massively multilingual speech and text translation,” in *Findings of the Association for Computational Linguistics: EMNLP 2024*, Y. Al-Onaizan, M. Bansal, and Y.-N. Chen, Eds., Miami, Florida, USA, Nov. 2024, pp. 16075–16085, Association for Computational Linguistics.
- [11] P.-A. Duquenne, H. Schwenk, and B. Sagot, “SONAR: sentence-level multimodal and language-agnostic representations,” 2023.
- [12] A. H. Kargaran, A. Imani, F. Yvon, and H. Schütze, “GlotLID: Language identification for low-resource languages,” in *The 2023 Conference on Empirical Methods in Natural Language Processing*, 2023.
- [13] D. Zhang, S. Li, X. Zhang, et al., “SpeechGPT: Empowering Large Language Models with Intrinsic Cross-Modal Conversational Abilities,” in *Findings of the Association for Computational Linguistics: EMNLP 2023*, H. Bouamor, J. Pino, and K. Bali, Eds., Singapore, Dec. 2023, pp. 15757–15773, Association for Computational Linguistics.
- [14] P. K. Rubenstein, C. Asawaroengchai, D. D. Nguyen, et al., “AudioPaLM: A Large Language Model That Can Speak and Listen,” June 2023, arXiv:2306.12925 [cs].
- [15] M. Hassid, T. Remez, T. A. Nguyen, et al., “Textually Pre-trained Speech Language Models,” in *Thirty-seventh Conference on Neural Information Processing Systems*, Nov. 2023.
- [16] W.-N. Hsu, B. Bolte, Y.-H. H. Tsai, et al., “HuBERT: Self-Supervised Speech Representation Learning by Masked Prediction of Hidden Units,” *IEEE/ACM Trans. Audio, Speech and Lang. Proc.*, vol. 29, pp. 3451–3460, Oct. 2021.
- [17] R. Ardila, M. Branson, K. Davis, et al., “Common Voice: A Massively-Multilingual Speech Corpus,” in *Proceedings of the Twelfth Language Resources and Evaluation Conference*, N. Calzolari, F. Béchet, P. Blache, et al., Eds., Marseille, France, May 2020, pp. 4218–4222, European Language Resources Association.
- [18] V. Pratap, Q. Xu, A. Sriram, et al., “Mls: A large-scale multilingual dataset for speech research,” *ArXiv*, vol. abs/2012.03411, 2020.
- [19] J. Tiedemann, “Parallel data, tools and interfaces in opus,” in *Proceedings of the Eight International Conference on Language Resources and Evaluation (LREC’12)*, N. C. C. Chair, K. Choukri, T. Declerck, et al., Eds., Istanbul, Turkey, may 2012, European Language Resources Association (ELRA).
- [20] J. Iranzo-Sánchez, J. A. Silvestre-Cerdà, J. Jorge, et al., “Europarl-st: A multilingual corpus for speech translation of parliamentary debates,” in *ICASSP 2020 - 2020 IEEE International Conference on Acoustics, Speech and Signal Processing (ICASSP)*, 2020, pp. 8229–8233.
- [21] C. Wang, A. Wu, J. Gu, and J. Pino, “CoVoST 2 and Massively Multilingual Speech Translation,” in *Proc. Interspeech 2021*, 2021, pp. 2247–2251.
- [22] A. Conneau, M. Ma, S. Khanuja, et al., “FLEURS: Few-Shot Learning Evaluation of Universal Representations of Speech,” in *2022 IEEE Spoken Language Technology Workshop (SLT)*, Jan. 2023, pp. 798–805.
- [23] K. Papineni, S. Roukos, T. Ward, and W.-J. Zhu, “Bleu: a Method for Automatic Evaluation of Machine Translation,” in *Proceedings of the 40th Annual Meeting of the ACL*, P. Isabelle, E. Charniak, and D. Lin, Eds., Philadelphia, Pennsylvania, USA, July 2002, pp. 311–318, Association for Computational Linguistics.
- [24] M. Post, “A Call for Clarity in Reporting BLEU Scores,” in *Proceedings of the Third Conference on Machine Translation: Research Papers*, O. Bojar, R. Chatterjee, C. Federmann, et al., Eds., Brussels, Belgium, Oct. 2018, pp. 186–191, Association for Computational Linguistics.
- [25] N. M. Guerreiro, R. Rei, D. v. Stigt, et al., “xcomet: Transparent machine translation evaluation through fine-grained error detection,” *Transactions of the Association for Computational Linguistics*, vol. 12, pp. 979–995, 2024.