

# Optimizing Fine-Tuning through Advanced Initialization Strategies for Low-Rank Adaptation

Yongfu Xue  
xueyongfu@tongji.edu.cn  
Tongji University  
Shanghai, China

## Abstract

The rapid development of parameter-efficient fine-tuning methods has noticeably improved the efficiency of adapting large language models. Among these, LoRA has gained widespread popularity due to its strong balance of effectiveness and parameter efficiency. However, LoRA relies on initializing two low-rank matrices whose product is zero, which limits its ability to effectively activate and leverage the original model weights—creating a potential bottleneck for optimal performance. To address this limitation, we propose **IniLoRA**, a novel initialization strategy that initializes the low-rank matrices to closely approximate the original model weights. Experimental results indicate that IniLoRA achieves better performance than LoRA across a range of models and tasks. Additionally, we introduce two variants, IniLoRA- $\alpha$  and IniLoRA- $\beta$ , both leveraging distinct initialization methods to enhance performance further. Code is available at <https://github.com/xueyongfu11/IniLoRA>

## CCS Concepts

• Computing methodologies → Neural networks.

## Keywords

parameter-efficient fine-tuning, LLM fine-tuning

## ACM Reference Format:

Yongfu Xue. 2025. Optimizing Fine-Tuning through Advanced Initialization Strategies for Low-Rank Adaptation. In *2025 The 9th International Conference on Computer Science and Artificial Intelligence (CSAI 2025)*, December 12–15, 2025, Beijing, China. ACM, New York, NY, USA, 7 pages. <https://doi.org/10.1145/3788149.3788198>

## 1 Introduction

Parameter-efficient fine-tuning (PEFT) methods, such as LoRA, reduce memory and computational overhead by updating only a subset of model parameters, typically through low-rank adaptations [7, 11, 14, 20]. However, research on low-rank matrix initialization remains limited. PiSSA [12] and MiLoRA [21] explore different strategies for initializing low-rank matrices based on singular value decomposition (SVD). LoftQ [8] jointly optimizes quantized weights and low-rank matrices to enhance fine-tuning performance in quantized models. Beyond these approaches, we propose several novel strategies for low-rank matrix initialization.

This paper introduces IniLoRA, a parameter-efficient fine-tuning (PEFT) method that approximates model weights using a product of two low-rank matrices. These matrices are optimized via gradient descent to closely match the original weights, thereby fully activating and leveraging the capacity of the pretrained model. Like LoRA, only the low-rank components are updated during fine-tuning. The difference between the original and approximated weights is captured in a residual matrix, which remains fixed during training. While prior works have explored low-rank initialization strategies [8, 12, 21], IniLoRA adopts a fundamentally different approach. IniLoRA leverages the differences in weight updates between full parameter fine-tuning and LoRA-based fine-tuning during the initial training phase. By aligning the initial weight adjustments with those of full parameter fine-tuning, IniLoRA facilitates convergence to a better local optimum compared to the LoRA method. IniLoRA's effectiveness is validated across benchmarks like GLUE, GSM8K, MATH, MMLU, and HumanEval.

To investigate the influence of weight initialization on performance, we propose two novel methods. First, IniLoRA- $\alpha$ , which employs a broader initialization distribution, is designed to assess the role of initialization in fine-tuning. This variant consistently surpasses both standard LoRA and IniLoRA across benchmarks, highlighting the importance of initialization strategies in fully realizing the potential of parameter-efficient fine-tuning. Second, we introduce IniLoRA- $\beta$ , which is based on the Kaiming distribution [5] and further explores the effect of initialization distributions on model performance.

In conclusion, the main contributions are summarized as follows:

- This paper introduces IniLoRA, a novel parameter-efficient fine-tuning method. IniLoRA approximates the original model weights by utilizing the product of two low-rank matrices.
- Extensive experiments were conducted across multiple models for various tasks. The results highlight IniLoRA's robust performance.
- IniLoRA- $\alpha$  and IniLoRA- $\beta$  were introduced. A systematic analysis of initialization strategies with varying standard deviations and distributions was performed. The findings indicate that low-rank matrices initialized with relatively larger standard deviations and the Kaiming distribution outperform both LoRA and IniLoRA.

## 2 Related work

Parameter-efficient fine-tuning (PEFT) addresses the computational challenges of full parameter fine-tuning by adjusting only a small subset of parameters, making it more efficient for large language models. PEFT has garnered significant attention in AI research, with methods like LoRA [7] tuning low-rank matrices to approximate

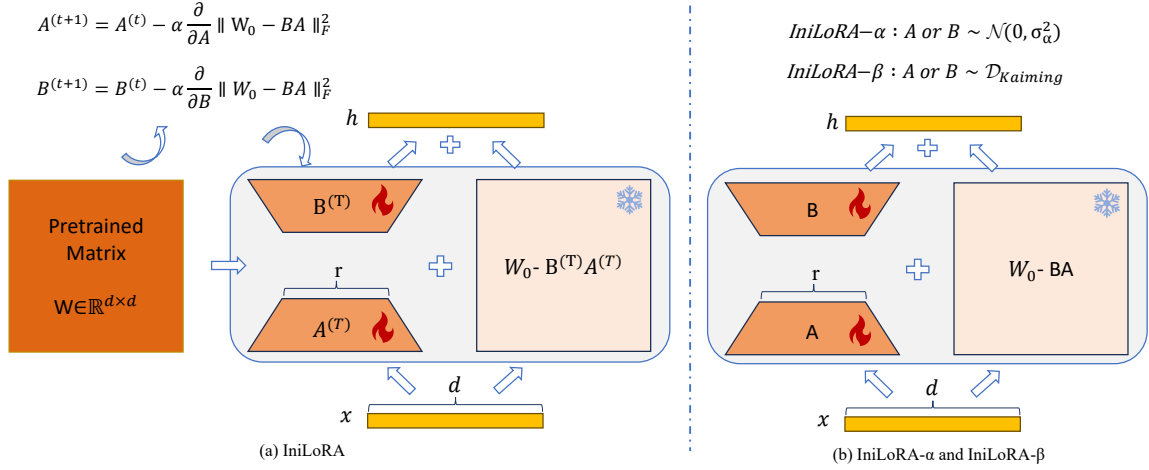


This work is licensed under a Creative Commons Attribution 4.0 International License. CSAI 2025, Beijing, China

© 2025 Copyright held by the owner/author(s).

ACM ISBN 979-8-4007-1962-2/2025/12

<https://doi.org/10.1145/3788149.3788198>



**Figure 1: Our IniLoRA method and its two variants extend the LoRA framework by introducing an advanced initialization for the low-rank matrices  $A$  and  $B$ .**

weight changes and merging them with pre-trained weights before inference.

## 2.1 Variants of LoRA

Zhang et al. [24] used Singular Value Decomposition (SVD) to prune less important singular values for more efficient updates. Yeh et al. [23] introduced LoHa, which uses Hadamard products to increase weight update ranks while maintaining the original number of trainable parameters, and LoKr, which uses the Kronecker product for the same purpose. Nikdan et al. [13] proposed RoSA, combining low-rank and sparse components to capture both primary and less prominent update directions. Other approaches include adjusting learning rates for LoRA’s low-rank matrices [4], mimicking full fine-tuning by decomposing weights into magnitude and direction [22], and proving that gradients are low-rank [25]. Ren et al. [16] introduced MELoRA, which creates and splices small LoRAs, resembling sparse LoRA methods.

## 2.2 Related Work on Low-Rank Matrix Initialization

Several studies have enhanced LoRA’s initialization. LoftQ [8] combines quantization and low-rank approximation, using SVD to better align models with pretrained weights, improving both initialization and downstream task performance. Similarly, Meng et al. [12] initialize low-rank matrices with principal singular values via SVD, freezing the residual matrix, and find tuning principal components more effective. MiLoRA [21] also employs SVD but updates only secondary components, reducing computational costs while preserving pretrained knowledge. Experiments show that MiLoRA outperforms LoRA and PiSSA in both performance and efficiency.

## 3 Method

The LoRA method updates pre-trained weights  $W_0 \in \mathbb{R}^{d \times k}$  using low-rank matrices  $A \in \mathbb{R}^{r \times k}$  and  $B \in \mathbb{R}^{d \times r}$ , such that  $\Delta W = BA$

and  $r \ll \min(d, k)$ . Only  $A$  and  $B$  are fine-tuned via gradient descent, reducing memory use and speeding up training. IniLoRA, proposed in this paper, follows the same low-rank structure but introduces a novel initialization strategy for  $A$  and  $B$ , using matrix decomposition optimized by gradient descent (as shown in Figure 1).

To approximate the weight matrix  $W_0$ , two low-rank matrices  $A^{(0)} \in \mathbb{R}^{r \times k}$  and  $B^{(0)} \in \mathbb{R}^{d \times r}$  are initialized using a normal distribution. Rather than deriving the initialization parameters directly from  $W_0$ , a global approach is adopted for stability: the mean  $\mu_i$  and standard deviation  $\sigma_i$  of each layer’s weight matrix  $W^i$  (for  $i = 1, \dots, n$ ) are computed, and their averages are used to define a unified initialization distribution for  $A^{(0)}$  and  $B^{(0)}$ . This leverages the observed similarity in weight distributions across layers to streamline the initialization process.

$$\mu_i = \frac{1}{|W^i|} \sum_{w \in W^i} w ; \quad \sigma_i = \sqrt{\frac{1}{|W^i|} \sum_{w \in W^i} (w - \mu_i)^2} \quad (1)$$

The average of the means and standard deviations across all layers is then computed as:

$$\bar{\mu} = \frac{1}{n} \sum_{i=1}^n \mu_i ; \quad \bar{\sigma} = \frac{1}{n} \sum_{i=1}^n \sigma_i \quad (2)$$

The averaged values  $\bar{\mu}$  and  $\bar{\sigma}$  serve as global initialization parameters, setting  $\mu_{\text{init}} = \bar{\mu}$  and  $\sigma_{\text{init}} = \bar{\sigma}$  for all layers when initializing matrices  $A$  and  $B$ . A low-rank approximation is then optimized by minimizing the mean squared error between  $BA$  and the target weight matrix  $W_0$ , using gradient descent with sufficient iterations, according to the following update rules for  $A$  and  $B$ :

$$A^{(t+1)} = A^{(t)} - \alpha \frac{\partial}{\partial A} \|W_0 - BA\|_F^2 ; \quad B^{(t+1)} = B^{(t)} - \alpha \frac{\partial}{\partial B} \|W_0 - BA\|_F^2 \quad (3)$$

where  $\alpha$  is the learning rate, and  $t$  represents the  $t$ -th iteration step. After  $T$  iterations, assuming the loss has converged, the

**Table 1: Comparison of performance across different parameter-efficient fine-tuning methods on the GLUE benchmark using RoBERTa Base and RoBERTa Large models. The table reports average scores and parameter counts for full parameter fine-tuning (FT), BitFit [1], Adapter tuning [6, 9, 15, 17], LoRA [7], and the proposed IniLoRA method. Results show that IniLoRA achieves competitive performance compared to other methods. The symbol \* indicates results reported in the LoRA paper.**

Model & Method	# Params	CoLA	MRPC	QNLI	RTE	STS-B	SST-2	Avg.
RoBase(FT)*	125M	63.6	90.2	92.8	78.7	91.2	94.8	85.2
RoBase(BitFit)*	0.1M	62.0	<b>92.7</b>	91.8	<b>81.5</b>	90.8	93.7	85.4
RoBase(Adpt <sup>D</sup> )*	0.3M	60.8 $\pm$ 0.4	88.5 $\pm$ 1.1	93.1 $\pm$ 0.1	71.5 $\pm$ 2.7	89.7 $\pm$ 0.3	94.2 $\pm$ 0.1	83.0
RoBase(Adpt <sup>D</sup> )*	0.9M	62.6 $\pm$ 0.9	88.4 $\pm$ 0.1	93.0 $\pm$ 0.2	75.9 $\pm$ 2.2	90.3 $\pm$ 0.1	94.7 $\pm$ 0.3	84.2
RoBase(LoRA)	0.3M	63.5 $\pm$ 0.8	88.9 $\pm$ 0.6	92.9 $\pm$ 0.2	80.3 $\pm$ 0.2	90.7 $\pm$ 0.1	94.7 $\pm$ 0.5	85.2
RoBase(IniLoRA)	0.3M	<b>63.7<math>\pm</math>0.9</b>	91.4 $\pm$ 0.5	<b>93.8<math>\pm</math>0.1</b>	79.0 $\pm$ 1.9	<b>91.7<math>\pm</math>0.2</b>	<b>95.1<math>\pm</math>0.2</b>	<b>85.8</b>
RoLarge(FT)*	356M	68.0	<b>90.9</b>	94.7	86.6	<b>92.4</b>	96.4	88.2
RoLarge(Adpt <sup>P</sup> )*	3M	68.3 $\pm$ 1.0	90.2 $\pm$ 0.7	<b>94.8<math>\pm</math>0.2</b>	83.8 $\pm$ 2.9	92.1 $\pm$ 0.7	96.1 $\pm$ 0.3	87.6
RoLarge(Adpt <sup>P</sup> )*	0.8M	67.8 $\pm$ 2.5	89.7 $\pm$ 1.2	<b>94.8<math>\pm</math>0.3</b>	80.1 $\pm$ 2.9	91.9 $\pm$ 0.4	96.6 $\pm$ 0.2	86.8
RoLarge(Adpt <sup>H</sup> )*	6M	66.5 $\pm$ 4.4	88.7 $\pm$ 2.9	94.7 $\pm$ 0.2	83.4 $\pm$ 1.1	91.0 $\pm$ 1.7	96.2 $\pm$ 0.3	86.8
RoLarge(Adpt <sup>H</sup> )*	0.8M	66.3 $\pm$ 2.0	87.7 $\pm$ 1.7	94.7 $\pm$ 0.2	72.9 $\pm$ 2.9	91.5 $\pm$ 0.5	96.3 $\pm$ 0.5	84.9
RoLarge(LoRA)	0.8M	67.8 $\pm$ 1.6	90.1 $\pm$ 1.8	94.6 $\pm$ 0.2	87.7 $\pm$ 0.7	91.9 $\pm$ 0.1	96.5 $\pm$ 0.1	88.1
RoLarge(IniLoRA)	0.8M	<b>69.4<math>\pm</math>0.6</b>	90.0 $\pm$ 0.4	94.6 $\pm$ 0.3	<b>88.1<math>\pm</math>0.9</b>	92.1 $\pm$ 0.3	<b>97.0<math>\pm</math>0.1</b>	<b>88.5</b>

final matrices  $A^{(T)}$  and  $B^{(T)}$  are used to initialize the low-rank matrices  $A$  and  $B$  for subsequent fine-tuning. However, even after sufficient iterations, a residual may exist between  $B^{(T)}A^{(T)}$  and  $W_0$ . To address this, we define the residual matrix  $R \in \mathbb{R}^{d \times k}$ , where  $R = W_0 - B^{(T)}A^{(T)}$ . During fine-tuning, only the matrices  $A$  and  $B$  are updated, while the residual matrix  $R$  remains fixed.

IniLoRA exploits differences in weight updates between full parameter fine-tuning and LoRA-based fine-tuning during the initial training phase. IniLoRA ensures that the weight adjustments during the initial training phase closely resemble those obtained through full parameter fine-tuning, as the matrix product  $BA$  closely approximates the initial weight matrix  $W_0$ . However, IniLoRA introduces an additional weight approximation step optimized using gradient descent. For any large foundational model, this weight approximation is performed only once, with the resulting matrices  $A^{(T)}$  and  $B^{(T)}$  being cached. As a result, whenever IniLoRA fine-tuning is performed, the pre-approximated weights are retrieved directly from the local cache, eliminating the need for repeated calculations before each fine-tuning session, noticeably enhancing efficiency.

When weight approximation iterations are set to zero, IniLoRA relies on randomly initialized low-rank matrices. Unlike LoRA’s zero-initialized product, this leads to a non-zero product. As shown in Table 7 in the Appendix, IniLoRA still achieves competitive results on the GSM8K dataset under this setting with the LLaMA2-7B model, directly challenging LoRA’s initialization strategy. Motivated by this observation, we propose IniLoRA- $\alpha$ , which further improves initialization by adjusting the standard deviation. Specifically, IniLoRA- $\alpha$  employs a broader initialization distribution for the low-rank matrices  $A$  and  $B$ , using

$$A, B \sim \mathcal{N}(0, \sigma_\alpha^2), \quad \sigma_\alpha > \sigma_{\text{init}} \quad (4)$$

where  $\sigma_\alpha$  is set to a relatively larger standard deviation ( $\sigma_\alpha = 0.5$ ), in contrast to the standard IniLoRA initialization with  $\sigma_{\text{init}} = \bar{\sigma}$ . Once the low-rank matrices  $A$  and  $B$  are initialized, fine-tuning can

begin directly. This adjustment increases the variance of the initial weight distribution, allowing the low-rank matrices to explore a wider region of the parameter space.

By contrast, IniLoRA- $\beta$  employs low-rank matrices initialized using the Kaiming distribution, which better aligns with the requirements of weight initialization and gradient propagation in deep networks, stabilizes input-output variance, and demonstrates superior performance compared to both LoRA and IniLoRA.

## 4 Experiments

### 4.1 Weight approximation experiments

We approximate the weights of several models—RoBERTa [10], LLaMA2-7B/13B [19], Gemma-7B [18], and LLaMA3-8B [3]—by applying low-rank decomposition to the query and value projections in their self-attention layers. To ensure stable training, we initialize the low-rank matrices using parameters aligned with the original weight distribution, as detailed in Section 3. Following [2], since the weight means are near zero but standard deviations vary, we simplify initialization by sampling from a normal distribution with zero mean.

The weight approximation experiments, applied to the query and value projections, use a learning rate of  $5e-4$ , the Adam optimizer, and a StepLR scheduler over 20000 steps. Loss decreases rapidly early on, converging around 4000 iterations, but all experiments run the full 20000 steps to ensure adequate weight approximation across all layers.

To improve the efficiency of weight approximation and optimize computational resource usage, this experiment adopts a concurrent strategy that performs weight approximation across multiple model layers simultaneously. Table 5 in the Appendix presents the time and memory requirements of the model evaluated in the experiment. The experiments were conducted on an NVIDIA 4090 GPU with a concurrency level of 64 and a rank value of 8. The results show that applying weight approximation to models with many

**Table 2: Performance comparison of different PEFT approaches across various tasks.**

Model	Method	GSM8K	MATH	MMLU	HumanEval	
					P@1	P@10
LLaMA2-7B	PiSSA	20.4	2.8	<b>44.0</b>	14.9	17.3
	MiLoRA	19.1	2.6	43.6	14.7	18.4
	LoRA	20.5	2.4	43.6	14.2	18.3
	IniLoRA	<b>22.5</b>	<b>2.9</b>	43.4	<b>15.3</b>	<b>18.6</b>
Gemma-7B	PiSSA	65.2	25.2	61.0	36.6	63.2
	MiLoRA	64.7	24.4	<b>61.2</b>	36.0	62.4
	LoRA	64.5	<b>24.8</b>	61.1	36.8	<b>64.3</b>
	IniLoRA	<b>66.9</b>	23.9	61.1	<b>38.0</b>	64.0
LLaMA3-8B	PiSSA	59.7	<b>17.8</b>	60.8	<b>42.5</b>	55.1
	MiLoRA	58.0	14.7	60.7	41.4	51.2
	LoRA	59.6	16.3	<b>61.3</b>	40.8	50.0
	IniLoRA	<b>60.1</b>	17.5	60.1	41.9	<b>55.3</b>
LLaMA2-13B	PiSSA	37.3	5.4	53.1	<b>20.2</b>	<b>25.8</b>
	MiLoRA	34.5	5.3	53.0	18.7	24.6
	LoRA	35.9	<b>5.5</b>	53.1	17.9	24.4
	IniLoRA	<b>37.4</b>	5.3	<b>53.2</b>	20.1	25.6

layers or to self-attention layers with higher hidden dimensions substantially increases both memory consumption and computational time. In contrast, when the model employs a grouped-query attention mechanism, the number of weight parameters in the value module is considerably reduced.

## 4.2 Main Results

**4.2.1 IniLoRA: Performance on NLU.** We fine-tuned RoBERTa on six GLUE tasks—CoLA, MRPC, QNLI, RTE, STS-B, and SST-2—using consistent settings for fair comparison [7]. The model was trained for 100 epochs with AdamW (learning rate  $3e-4$ , warm-up ratio 0.06), a batch size of 32, and max sequence length of 512, with the best result selected across the 100 epochs. We used a rank of 8 and five random seeds (0, 11, 22, 33, 44) to ensure robustness, averaging results over five runs. Fine-tuning updated low-rank matrices in the query and value layers, plus the classification head. As shown in Table 1, IniLoRA delivers competitive results on RoBERTa Base while maintaining parameter efficiency.

**4.2.2 IniLoRA: Performance on NLG.** This study evaluates IniLoRA on LLaMA2-7B, LLaMA2-13B, LLaMA3-8B, and Gemma-7B across GSM8K, MATH, HumanEval, and MMLU. Models were trained for 3 epochs using the AdamW optimizer (learning rate  $2e-5$ , warmup ratio 0.03), with a batch size of 64. Low-rank adaptation (rank 8) was applied exclusively to the query and value layers. MetaMathQA was used to train models evaluated on GSM8K and MATH, with a maximum sequence length of 512. CodeAlpaca was employed for models tested on HumanEval, also with a maximum sequence length of 512. We fine-tuned on ShareGPT for MMLU, with a maximum sequence length of 2048.

We present a comparative analysis of baseline methods, including PiSSA, MiLoRA, and LoRA, with results shown in Table 2. The

findings reveal that IniLoRA shows better performance than existing PEFT methods across most tasks and models, underscoring its effectiveness in enhancing model adaptability and task-specific performance.

**Table 3: Performance comparison of IniLoRA- $\alpha$  and IniLoRA- $\beta$  with LoRA and IniLoRA on LLaMA2-7B and LLaMA2-13B.**

Model	Method	Rank 8	Rank 16	Rank 32
LLaMA2-7B	LoRA	20.3 $\pm$ 0.2	22.2 $\pm$ 0.6	25.2 $\pm$ 0.4
	IniLoRA	22.4 $\pm$ 0.4	25.2 $\pm$ 0.8	27.5 $\pm$ 0.8
	IniLoRA- $\alpha$	28.2 $\pm$ 1.3	30.6 $\pm$ 1.1	30.9 $\pm$ 1.0
	IniLoRA- $\beta$ (K-N)	22.8 $\pm$ 1.1	27.5 $\pm$ 0.9	29.9 $\pm$ 0.4
	IniLoRA- $\beta$ (K-U)	23.4 $\pm$ 1.2	28.3 $\pm$ 1.5	28.1 $\pm$ 0.7
LLaMA2-13B	LoRA	35.9 $\pm$ 0.3	37.9 $\pm$ 0.6	38.2 $\pm$ 0.9
	IniLoRA	37.4 $\pm$ 0.4	39.2 $\pm$ 0.5	40.6 $\pm$ 0.4
	IniLoRA- $\alpha$	45.6 $\pm$ 0.7	48.1 $\pm$ 0.9	46.5 $\pm$ 0.8
	IniLoRA- $\beta$ (K-N)	38.2 $\pm$ 0.5	40.4 $\pm$ 0.4	45.0 $\pm$ 0.5
	IniLoRA- $\beta$ (K-U)	39.7 $\pm$ 0.4	42.3 $\pm$ 1.0	43.1 $\pm$ 0.7

**4.2.3 IniLoRA- $\alpha$  and IniLoRA- $\beta$ : Performance on NLG.** We trained on MetaMathQA and evaluated on GSM8K, with results summarized in Table 3. IniLoRA- $\alpha$ , which employs a higher initialization standard deviation (0.5), delivers notable performance improvements, consistently surpassing both LoRA and IniLoRA. IniLoRA- $\beta$  enhances low-rank adaptation by initializing both matrices with the same Kaiming distribution—either normal (K-N) or uniform (K-U). Across evaluations, both variants of IniLoRA- $\beta$  outperform LoRA and IniLoRA, achieving superior results.

### 4.3 Analysis

#### 4.3.1 Evaluating IniLoRA: Performance, Scalability, and Robustness.

Table 6 in the Appendix shows that IniLoRA consistently surpasses other methods across all ranks on the GSM8K dataset with the LLaMA2-7B model, achieving the best overall performance. Figure 5 in the Appendix further compares the losses of IniLoRA and LoRA under different ranks, demonstrating that IniLoRA consistently maintains lower loss than LoRA.

To evaluate scalability, we trained IniLoRA on the MetaMathQA dataset with 10K, 50K, and 100K samples (one epoch) using LLaMA2-7B model, and averaged GSM8K test accuracy over multiple trials. As shown in Table 4, both LoRA and IniLoRA improve with more data, but IniLoRA consistently achieves higher accuracy, confirming its effectiveness—especially with larger datasets and higher ranks. Further work could explore its broader scalability.

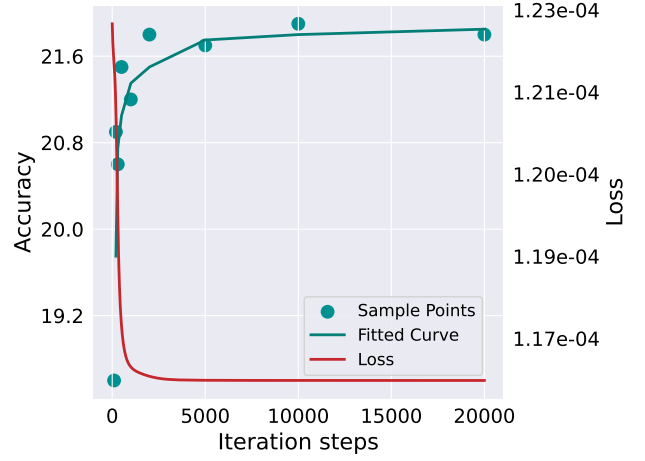
**Table 4: Performance comparison of LoRA and IniLoRA with different data sizes and ranks.**

Data Size	Method	Rank 8	Rank 16	Rank 32
10k	LoRA	20.5	21.8	25.2
	IniLoRA	22.5	25.8	27.2
50k	LoRA	23.2	25.8	27.4
	IniLoRA	24.7	27.2	31.3
100k	LoRA	26.9	28.6	30.7
	IniLoRA	28.0	32.3	32.5

We also tested robustness across learning rates and found IniLoRA outperforms LoRA in most cases, particularly at higher rates and ranks (Figure 6 in the Appendix). IniLoRA demonstrates stronger adaptability and optimization across varied conditions.

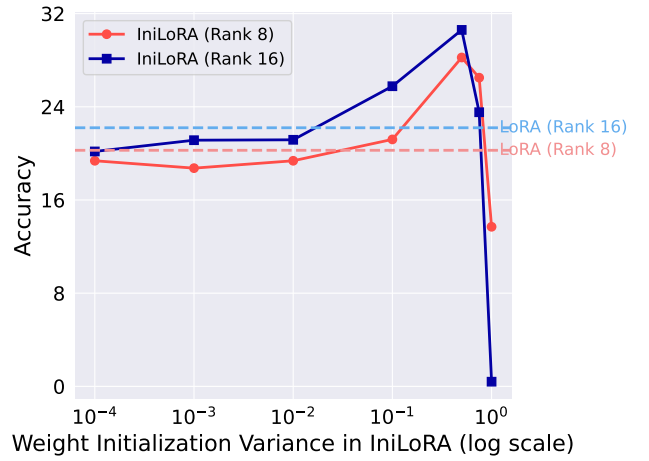
**4.3.2 Impact of the degree of weight approximation on IniLoRA performance.** The fine-tuning process of IniLoRA begins with approximating the original model weights through gradient descent. A key question is: how does the degree of weight approximation affect performance? This approximation degree is quantified using the mean squared error (MSE) between BA and original weights, which serves as the loss function during gradient descent.

We conducted experiments with the LLaMA2-7B model on MetaMathQA and evaluated downstream performance on GSM8K. Figure 2 illustrates the relationship between weight approximation and downstream task accuracy. A reduction in loss reflects improved approximation quality. To assess IniLoRA, we examined checkpoints sampled between 100 and 20000 iterations, followed by subsequent task-specific training and validation. Each point corresponds to the performance of an individual checkpoint, while the fitted green curve denotes the moving average. The results demonstrate a pronounced decline in loss within the first 4000 iterations, yielding substantial gains in approximation and task performance. Beyond this stage, loss values plateau, suggesting that the approximation has reached a stable equilibrium with respect to performance.



**Figure 2: Correlation between performance and the degree of weight approximation in IniLoRA fine-tuning.**

**4.3.3 IniLoRA- $\alpha$ : relatively larger initialization variance, better performance.** Further experiments on LLaMA2-7B (trained on MetaMathQA and evaluated on GSM8K) investigate the role of initialization variance. As shown in Figure 3, increasing the initialization standard deviation from 0.0001 up to 0.5 consistently enhances performance. However, when the variance exceeds 0.5, performance drops sharply, highlighting the sensitivity of model quality to initialization scale. Thus, 0.5 emerges as an optimal balance point for IniLoRA- $\alpha$ .

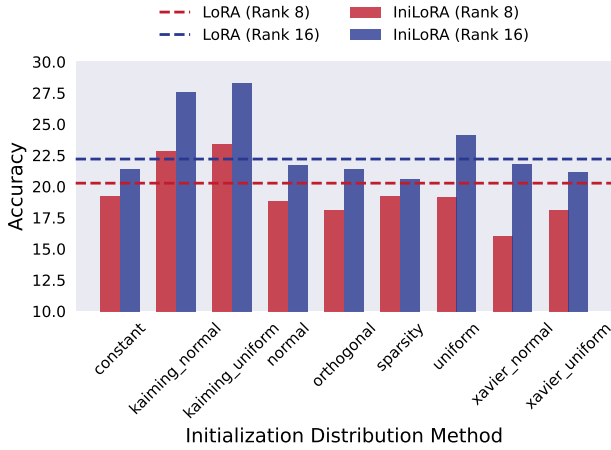


**Figure 3: Impact of increasing Gaussian initialization standard deviation on model performance for LLaMA2-7B.**

Larger initialization weights introduce greater randomness, enabling the model to explore a broader parameter space and potentially improve performance on complex tasks. They also generate larger gradients, leading to faster updates and accelerated learning. However, proper tuning is essential—too small, and learning slows; too large, and the model may collapse.



**4.3.4 IniLoRA- $\beta$ : impact of different initialization distributions.** We also examined the influence of different initialization distributions. Using LLaMA2-7B trained on MetaMathQA and evaluated on GSM8K, we compared multiple initialization strategies. As illustrated in Figure 4, Kaiming initialization consistently yields superior results. This indicates its effectiveness in enhancing model capacity, improving generalization, and increasing robustness against distribution shifts.



**Figure 4: Performance comparison of different weight initialization methods, highlighting the consistent superior performance of Kaiming initialization.**

## 5 Conclusion

This paper introduces IniLoRA, a novel parameter-efficient fine-tuning method that enhances LoRA by employing a weight approximation technique. IniLoRA minimizes the mean squared error between the product of decomposed low-rank matrices and the original weights to initialize low-rank matrices. Extensive experiments on various models and tasks show that IniLoRA outperforms LoRA. In addition, IniLoRA- $\alpha$  and IniLoRA- $\beta$  are introduced. IniLoRA- $\alpha$  initializes the low-rank matrices with a normal distribution with a relatively larger standard deviation (0.5), while IniLoRA- $\beta$  employs the Kaiming initialization. Both methods outperform LoRA and IniLoRA, offering promising directions for future research in parameter-efficient fine-tuning (PEFT) techniques.

## References

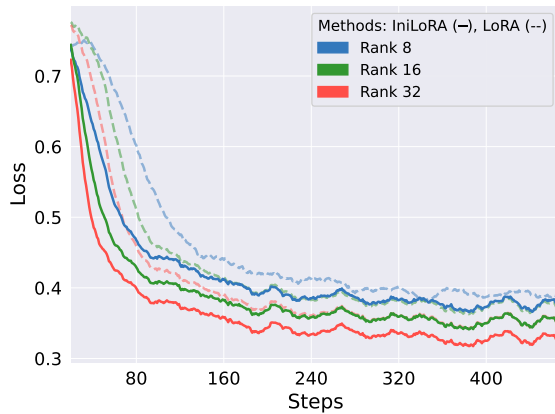
- [1] Elad Ben Zaken, Yoav Goldberg, and Shauli Ravfogel. 2022. BitFit: Simple Parameter-efficient Fine-tuning for Transformer-based Masked Language-models. In *Proceedings of the 60th Annual Meeting of the Association for Computational Linguistics (Volume 2: Short Papers)*, Smaranda Muresan, Preslav Nakov, and Aline Villavicencio (Eds.). Association for Computational Linguistics, Dublin, Ireland, 1–9. doi:10.18653/v1/2022.acl-short.1
- [2] Xavier Glorot and Yoshua Bengio. 2010. Understanding the difficulty of training deep feedforward neural networks. In *Proceedings of the thirteenth international conference on artificial intelligence and statistics*. JMLR Workshop and Conference Proceedings, 249–256.
- [3] Aaron Grattafiori, Abhimanyu Dubey, Abhinav Jauhri, Abhinav Pandey, Abhishek Kadian, Ahmad Al-Dahle, Aiesha Letman, Akhil Mathur, Alan Schelten, Alex Vaughan, et al. 2024. The llama 3 herd of models. *arXiv preprint arXiv:2407.21783* (2024).
- [4] Soufiane Hayou, Nikhil Ghosh, and Bin Yu. 2024. LoRA+: Efficient Low Rank Adaptation of Large Models. In *Forty-first International Conference on Machine Learning*. <https://openreview.net/forum?id=NEv8YqBROO>
- [5] Kaiming He, Xiangyu Zhang, Shaoqing Ren, and Jian Sun. 2015. Delving deep into rectifiers: Surpassing human-level performance on imagenet classification. In *Proceedings of the IEEE international conference on computer vision*. 1026–1034.
- [6] Neil Houlsby, Andrei Giurgiu, Stanislaw Jastrzebski, Bruna Morrone, Quentin De Laroussilhe, Andrea Gesmundo, Mona Attariyan, and Sylvain Gelly. 2019. Parameter-efficient transfer learning for NLP. In *International conference on machine learning*. PMLR, 2790–2799.
- [7] Edward J Hu, yelong shen, Phillip Wallis, Zeyuan Allen-Zhu, Yuanzhi Li, Shean Wang, Lu Wang, and Weizhu Chen. 2022. LoRA: Low-Rank Adaptation of Large Language Models. In *International Conference on Learning Representations*. <https://openreview.net/forum?id=nZeVKeeFYf9>
- [8] Yixiao Li, Yifan Yu, Chen Liang, Nikos Karampatziakis, Pengcheng He, Weizhu Chen, and Tuo Zhao. 2024. LoftQ: LoRA-Fine-Tuning-aware Quantization for Large Language Models. In *The Twelfth International Conference on Learning Representations*. <https://openreview.net/forum?id=LzPWwPAdY4>
- [9] Zhaojiang Lin, Andrea Madotto, and Pascale Fung. 2020. Exploring Versatile Generative Language Model Via Parameter-Efficient Transfer Learning. In *Findings of the Association for Computational Linguistics: EMNLP 2020*, Trevor Cohn, Yulan He, and Yang Liu (Eds.). Association for Computational Linguistics, Online, 441–459. doi:10.18653/v1/2020.findings-emnlp.41
- [10] Yinhan Liu. 2019. Roberta: A robustly optimized bert pretraining approach. *arXiv preprint arXiv:1907.11692* (2019).
- [11] Zequan Liu, Jiawen Lyn, Wei Zhu, Xing Tian, and Yvette Graham. 2024. ALORA: Allocating Low-Rank Adaptation for Fine-tuning Large Language Models. In *Proceedings of the 2024 Conference of the North American Chapter of the Association for Computational Linguistics: Human Language Technologies (Volume 1: Long Papers)*, Kevin Duh, Helena Gomez, and Steven Bethard (Eds.). Association for Computational Linguistics, Mexico City, Mexico, 622–641. doi:10.18653/v1/2024.naacl-long.35
- [12] Fanxu Meng, Zhaohui Wang, and Muhann Zhang. 2024. PiSSA: Principal Singular Values and Singular Vectors Adaptation of Large Language Models. In *Advances in Neural Information Processing Systems*, A. Globerson, L. Mackey, D. Belgrave, A. Fan, U. Paquet, J. Tomczak, and C. Zhang (Eds.), Vol. 37. Curran Associates, Inc., 121038–121072. [https://proceedings.neurips.cc/paper\\_files/paper/2024/file/db36f4d603cc9e3a2a5e10b93e6428f2-Paper-Conference.pdf](https://proceedings.neurips.cc/paper_files/paper/2024/file/db36f4d603cc9e3a2a5e10b93e6428f2-Paper-Conference.pdf)
- [13] Mahdi Nikdan, Soroush Tabesh, Elvir Crnčević, and Dan Alistarh. 2024. RoSA: Accurate Parameter-Efficient Fine-Tuning via Robust Adaptation. In *Forty-first International Conference on Machine Learning*. <https://openreview.net/forum?id=FYvpxyS43U>
- [14] Rui Pan, Xiang Liu, SHIZHE DIAO, Renjie Pi, Jipeng Zhang, Chi Han, and Tong Zhang. 2024. LISA: Layerwise Importance Sampling for Memory-Efficient Large Language Model Fine-Tuning. In *Advances in Neural Information Processing Systems*, A. Globerson, L. Mackey, D. Belgrave, A. Fan, U. Paquet, J. Tomczak, and C. Zhang (Eds.), Vol. 37. Curran Associates, Inc., 57018–57049. [https://proceedings.neurips.cc/paper\\_files/paper/2024/file/687163285b8affc8ee933bdca8e75747-Paper-Conference.pdf](https://proceedings.neurips.cc/paper_files/paper/2024/file/687163285b8affc8ee933bdca8e75747-Paper-Conference.pdf)
- [15] Jonas Pfeiffer, Aishwarya Kamath, Andreas Rücklé, Kyunghyun Cho, and Iryna Gurevych. 2021. AdapterFusion: Non-Destructive Task Composition for Transfer Learning. In *Proceedings of the 16th Conference of the European Chapter of the Association for Computational Linguistics: Main Volume*, Paola Merlo, Jorg Tiedemann, and Reut Tsarfay (Eds.). Association for Computational Linguistics, Online, 487–503. doi:10.18653/v1/2021.eacl-main.39
- [16] Pengjie Ren, Chengshun Shi, Shiguang Wu, Mengqi Zhang, Zhaochun Ren, Maarten de Rijke, Zhumin Chen, and Jiahuan Pei. 2024. MELoRA: Mini-Ensemble Low-Rank Adapters for Parameter-Efficient Fine-Tuning. In *Proceedings of the 62nd Annual Meeting of the Association for Computational Linguistics (Volume 1: Long Papers)*, Lun-Wei Ku, Andre Martins, and Vivek Srikumar (Eds.). Association for Computational Linguistics, Bangkok, Thailand, 3052–3064. doi:10.18653/v1/2024.acl-long.168
- [17] Andreas Rücklé, Gregor Geigle, Max Glockner, Tilman Beck, Jonas Pfeiffer, Nils Reimers, and Iryna Gurevych. 2021. AdapterDrop: On the Efficiency of Adapters in Transformers. In *Proceedings of the 2021 Conference on Empirical Methods in Natural Language Processing*, Marie-Francine Moens, Xuanjing Huang, Lucia Specia, and Scott Wen-tau Yih (Eds.). Association for Computational Linguistics, Online and Punta Cana, Dominican Republic, 7930–7946. doi:10.18653/v1/2021.emnlp-main.626
- [18] Gemma Team, Thomas Mesnard, Cassidy Hardin, Robert Dadashi, Surya Bhupatiraju, Shreya Pathak, Laurent Sifre, Morgane Rivière, Mihir Sanjay Kale, Juliette Love, et al. 2024. Gemma: Open models based on gemini research and technology. *arXiv preprint arXiv:2403.08295* (2024).
- [19] Hugo Touvron, Louis Martin, Kevin Stone, Peter Albert, Amjad Almahairi, Yasmine Babaei, Nikolay Bashlykov, Soumya Batra, Prajwal Bhargava, Shruti Bhosale, et al. 2023. Llama 2: Open foundation and fine-tuned chat models. *arXiv preprint arXiv:2307.09288* (2023).

- [20] Mojtaba Valipour, Mehdi Rezagholizadeh, Ivan Kobzyev, and Ali Ghodsi. 2023. DyLoRA: Parameter-Efficient Tuning of Pre-trained Models using Dynamic Search-Free Low-Rank Adaptation. In *Proceedings of the 17th Conference of the European Chapter of the Association for Computational Linguistics*, Andreas Vlachos and Isabelle Augenstein (Eds.). Association for Computational Linguistics, Dubrovnik, Croatia, 3274–3287. doi:10.18653/v1/2023.eacl-main.239
- [21] Hanqing Wang, Zeguan Xiao, Yixia Li, Shuo Wang, Guanhua Chen, and Yun Chen. 2024. MiLoRA: Harnessing Minor Singular Components for Parameter-Efficient LLM Finetuning. *arXiv preprint arXiv:2406.09044* (2024).
- [22] Shih-yang Liu, Chien-Yi Wang, Hongxu Yin, Pavlo Molchanov, Yu-Chiang Frank Wang, Kwang-Ting Cheng, and Min-Hung Chen. 2024. DoRA: Weight-Decomposed Low-Rank Adaptation. In *Forty-first International Conference on Machine Learning*. <https://openreview.net/forum?id=3d5CIRG1n2>
- [23] Shih-Ying Yeh, Yu-Guan Hsieh, Zhidong Gao, Bernard BW Yang, Giyeong Oh, and Yanmin Gong. 2023. Navigating text-to-image customization: From lycoris fine-tuning to model evaluation. In *The Twelfth International Conference on Learning Representations*.
- [24] Qingru Zhang, Minshuo Chen, Alexander Bukharin, Pengcheng He, Yu Cheng, Weizhu Chen, and Tuo Zhao. 2023. Adaptive Budget Allocation for Parameter-Efficient Fine-Tuning. In *The Eleventh International Conference on Learning Representations*. <https://openreview.net/forum?id=lq62uWRJjiY>
- [25] Jiawei Zhao, Zhenyu Zhang, Beidi Chen, Zhangyang Wang, Anima Anandkumar, and Yuandong Tian. 2024. GaLore: Memory-Efficient LLM Training by Gradient Low-Rank Projection. In *Forty-first International Conference on Machine Learning*. <https://openreview.net/forum?id=hYHsrKDIX7>

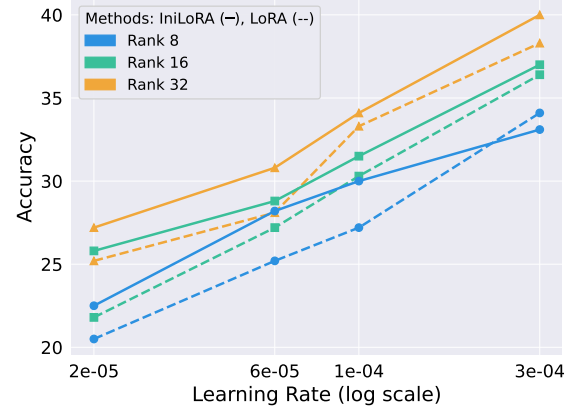
## A Additional Results

**Table 5: Computation time and memory usage of weight approximation in different models**

Model	Layers	Q/K/V Heads	Hidden Dim.	Time (min)	Memory (GB)
RoBERTa Base	12	12, 12, 12	768	2.0	0.8
RoBERTa Large	24	16, 16, 16	1024	4.1	1.3
LLaMA2-7B	32	32, 32, 32	4096	25.8	16.2
Gemma-7B	28	16, 16, 16	3072	18.2	12.4
LLaMA3-8B	32	32, 8, 8	4096	15.7	10.9
LLaMA2-13B	40	40, 40, 40	5120	54.6	24.4



**Figure 5: Comparison of training loss between IniLoRA and LoRA at various ranks, demonstrating faster convergence and lower final loss for IniLoRA.**



**Figure 6: Impact of learning rate on IniLoRA performance.**

**Table 6: Performance comparison of different methods across various ranks.**

Method	Rank 8	Rank 16	Rank 32
PiSSA	20.4	24.8	27.2
MiLoRA	19.1	20.8	23.7
LoRA	20.5	21.8	25.2
IniLoRA	22.5	25.8	27.2

**Table 7: Performance comparison of IniLoRA with random initialization and LoRA.**

Method	Rank 8	Rank 16	Rank 32
LoRA	20.5	21.8	25.2
IniLoRA (Iter=0)	17.8	22.2	25.2