

Elucidation of the Correlation between Molecular Conformation and Shear Viscosity of Polymer Melts under Steady-State Shear Flow

Yuhi Sakamaki, Shota Goto, Kang Kim,^{a)} and Nobuyuki Matubayasi^{b)}

Division of Chemical Engineering, Department of Materials Engineering Science, Graduate School of Engineering Science, The University of Osaka, Toyonaka, Osaka 560-8531, Japan

The rheological behavior of polymer melts is strongly influenced by parameters such as chain length, chain stiffness, and architecture. In particular, shear thinning, characterized by a power-law decrease in shear viscosity with increasing shear rate, has been widely investigated through molecular dynamics simulations. A central question is the connection between molecular conformation under steady flow and the resulting shear-thinning response. In this study, we employed coarse-grained molecular dynamics simulations of linear and ring polymers with varying chain stiffness to examine this relationship, with chain conformations quantified by the gyration tensor. We identified a strong correlation between the velocity-gradient direction component of the gyration tensor and shear viscosity, which exhibits a clear scaling relationship. This indicates that chain extension along the velocity-gradient direction governs the effective frictional force. Notably, this behavior emerges as a general feature, independent of chain architecture and chain stiffness. In addition, shear viscosity was found to correlate with the component of the gyration tensor corresponding to the direction that is not directly influenced by advective effects of shear flow. Because advection is absent in the direction, polymer chains can be regarded as diffusing freely, and the extent of this diffusion appears to be controlled by the shear viscosity.

I. INTRODUCTION

Polymer melts exhibit shear thinning, characterized by a decrease in shear viscosity η with increasing shear rate $\dot{\gamma}$, described by $\eta \sim \dot{\gamma}^{-\alpha}$, where α is the shear-thinning exponent.¹ This non-linear rheological behavior has primarily been investigated for linear polymers of varying chain lengths using non-equilibrium molecular dynamics (NEMD) simulations.^{2–6} Under shear flow, polymer chains are expected to elongate along the flow direction while contracting along the velocity-gradient direction. Consequently, understanding shear thinning from the perspective of molecular conformation is essential. Notably, although the shear-thinning power-law exponent depends on polymer architecture, simulation studies have examined only whether relationships exist between shear viscosity and structural descriptors that characterize molecular conformation.

Xu, Chen, and An reported NEMD simulation results of linear, ring, star, and H-shaped polymer melts, demonstrating the universal relationship between zero-shear viscosity and mean-squared gyration of radius, expressed as $\eta_0 \propto \langle R_g^2 \rangle$.⁷ They further examined the relationship between polymer structure and shear viscosity under steady-state shear flow.⁸ Specifically, a simple relationship, $\eta \propto \langle G_{yy} \rangle^{3/2}$, was demonstrated in both the linear and nonlinear rheological regimes. Here, $\langle G_{yy} \rangle$ represents the y -component of the gyration tensor, which is calculated by expressing each monomer bead's position as a vector relative to the chain's center of mass and averaging the corresponding tensor products. Among the resulting components, $\langle G_{xx} \rangle$, $\langle G_{yy} \rangle$, and $\langle G_{zz} \rangle$ represent the squared ellipsoidal radii along the x , y , and z axes when the polymer chain is approximated as an ellipsoid. Note that the x -axis corresponds to

the flow direction, and the y -axis corresponds to the velocity-gradient direction.

Nikoubashman and Howard investigated the effect of chain stiffness on the rheological properties and molecular conformations of linear polymer melts.⁹ They found that increasing chain stiffness leads to higher zero-shear viscosity η_0 , which is attributed to enhanced intermolecular steric interactions. In contrast, at high shear rates, the rheological response becomes largely independent of chain stiffness. Analysis of polymer conformations under shear revealed that, at high shear rates, chains exhibit a pronounced tendency to elongate and align along the flow direction. They also identified scaling relationships, $\langle G_{xx} \rangle \propto \text{Wi}^{-0.45}$ and $\langle G_{yy} \rangle \propto \text{Wi}^{-0.3}$, where the Weissenberg number is defined as $\text{Wi} = \dot{\gamma}\tau_c$ with the time scale τ_c determined from the mean-squared displacement of the monomers, $g_1(t)$, such that $g_1(\tau_c) = \langle R_g^2 \rangle$.

Gürel and Gintoli investigated the relationship between shear thinning and molecular conformation under shear flow.¹⁰ Specifically, they examined the shear-rate dependence of viscosity η in polymers with linear, bottlebrush, and star-shaped architectures. It was demonstrated that shear thinning behavior varies with chain architecture. They further reported significant correlation coefficients between the shear viscosity η of each polymer melt obtained and several molecular conformation descriptors. In particular, a strong correlation was observed between shear viscosity η and both the y -component of the gyration tensor, $\langle G_{yy} \rangle$, and the bond orientational order parameter, P_2 , defined by the second-order Legendre polynomial.

Very recently, Uneyama analyzed the stress tensor and gyration tensor of an unentangled polymer melt under flow using a Rouse-type single-chain model.¹¹ In this bead-spring model, the monomer beads are assumed to follow the Langevin equation with a constant friction coefficient. He derived straightforward relations linking the stress tensor and the gyration tensor in this Rouse-type model. Under simple shear flow, the steady-state shear viscosity η is governed by the gy-

^{a)}Electronic mail: kk@cheng.es.osaka-u.ac.jp

^{b)}Electronic mail: nobuyuki@cheng.es.osaka-u.ac.jp

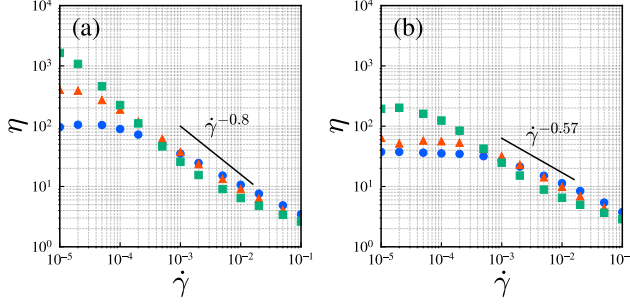


FIG. 1. Shear rate $\dot{\gamma}$ dependence of shear viscosity η for (a) linear (b) and ring polymers, with the chain stiffness $\varepsilon_\theta = 0$ (circle), 1.5 (triangle), and 3 (square). The straight lines indicate the slopes corresponding to 0.8 for linear polymers (a) and 0.57 for ring polymers (b), respectively.

ration radius along the velocity-gradient direction, specifically $\langle G_{yy} \rangle$.

In this study, we extend previous investigation of the relationship between shear viscosity η and $\langle G_{yy} \rangle$ under steady shear flow by exploring scaling relationships across different chain architectures (linear and ring) and chain stiffness using NEMD simulations. We further analyzed the presence or absence of scaling relationships involving the flow-direction component, $\langle G_{xx} \rangle$, and the component unaffected by advection, $\langle G_{zz} \rangle$, and examined their underlying mechanisms. In addition, correlations between each component of the diagonalized gyration tensor and shear viscosity were assessed.

II. SIMULATION METHOD

The Kremer-Grest model, a representative bead-spring model, was employed to conduct NEMD simulations¹². Each polymer chain is modeled by N monomer beads of mass m and diameter σ . The system comprised M polymer chains contained within a three-dimensional cubic box with volume of V and periodic boundary conditions. Interactions between monomer beads were governed by three types of interparticle potentials: the Lennard-Jones (LJ) potential, applied to all bead pairs,

$$U_{\text{LJ}}(r) = 4\varepsilon_{\text{LJ}} \left[\left(\frac{\sigma}{r} \right)^{12} - \left(\frac{\sigma}{r} \right)^6 \right] + C, \quad (1)$$

where r denotes the distance between two beads and ε_{LJ} specifies the LJ energy scale. The LJ potential was truncated at a cut-off distance $r_c = 2^{1/6}\sigma$, with the constant C added to shift the potential such that $U_{\text{LJ}}(r_c) = 0$. The second interparticle potential was the finite extensible nonlinear elastic (FENE) model, applied between two adjacent monomer beads and expressed as

$$U_{\text{FENE}}(r) = -\frac{1}{2}KR_0^2 \ln \left[1 - \left(\frac{r}{R_0} \right)^2 \right], \quad (2)$$

for $r < R_0$. Here, K represents the spring constant, and R_0 specifies the maximum bond extension between two beads.

The conventional parameter values $K = 30\varepsilon_{\text{LJ}}/\sigma^2$ and $R_0 = 1.5\sigma$ were employed. Finally, a bending elastic potential

$$U_{\text{bend}}(\theta) = \varepsilon_\theta (1 - \cos \theta) \quad (3)$$

was incorporated for the bond angle θ , with chain stiffness controlled by the parameter ε_θ . It should be noted that the semiflexible chain with $\varepsilon_\theta/\varepsilon_{\text{LJ}} = 1.5$ is a commonly employed parameter in simulations of both linear^{13–15} and ring^{15–19} polymers. Furthermore, the influence of the chain stiffness on the polymer structure and dynamics was investigated for both linear^{20–24} and ring^{25–27} polymers. Hereafter, length, energy, and time are expressed in units of σ , ε_{LJ} , and $\sqrt{m\sigma^2/\varepsilon_{\text{LJ}}}$, respectively, while temperature is given in units of $\varepsilon_{\text{LJ}}/k_B$.

In this study, NEMD simulations were performed by applying shear flow to the melt of both linear and ring molecular chains, with chain stiffness varied as $\varepsilon_\theta = 0, 1.5$, and 3. Note that the rheological entanglement length, N_e^{theo} , corresponding to the Kuhn length of primitive paths, was estimated to be 80.5, 28.4, and 13.2 for each value of ε_θ in the linear polymer systems, respectively.²⁸ The system was equilibrated at a fixed conditions of temperature $T = 1$ and a bead number density of $\rho = 0.85$. The number of beads per chain and the number of chains were set to $N = 100$ and $M = 100$, respectively. The equilibrium structure was used as the initial configuration, to which a constant shear rate $\dot{\gamma}$ was applied. The SLLOD equations of motion were integrated under Lees-Edwards boundary conditions to impose shear flow, with the flow direction along the x -axis and the velocity-gradient direction along the y -axis.²⁹ The temperature was kept at $T = 1$ using the Nosé–Hoover thermostat during NEMD simulations. The shear viscosity η was calculated from the xy component of the stress tensor σ_{xy} in the steady state using the formula $\eta = \sigma_{xy}/\dot{\gamma}$. The NEMD simulations in this study were carried out using the `fix nvt/sllod` command in the Large-scale Atomic/Molecular Massively Parallel Simulator (LAMMPS).³⁰

III. RESULTS AND DISCUSSION

First, we show the results of shear-thinning behavior in linear and ring polymers by varying the chain stiffness ε_θ . Figure 1 presents the simulation results of the shear viscosity η as a function of shear rate $\dot{\gamma}$ in both linear and ring polymers. Parisi *et al.* reported NEMD simulation results for η as a function of $\dot{\gamma}$ for linear and ring polymers with chain stiffness $\varepsilon_\theta = 1.5$, varying the chain length N .¹⁹ The results for $\varepsilon_\theta = 1.5$ with $N = 100$, shown in Fig. 1, are consistent with those reported in their study. When comparing linear and ring polymers, it was observed that ring polymers exhibit lower viscosity than their linear counterparts at low shear rates. This behavior can be attributed to the absence of chain ends in ring polymers and the enhanced chain tumbling dynamics, which lead to lower viscosity compared to linear polymers.¹⁹ Notably, the tumbling events under shear flow were directly identified by analyzing the time correlation function of the end-to-end vector for a chain section. In particular, the sudden decay

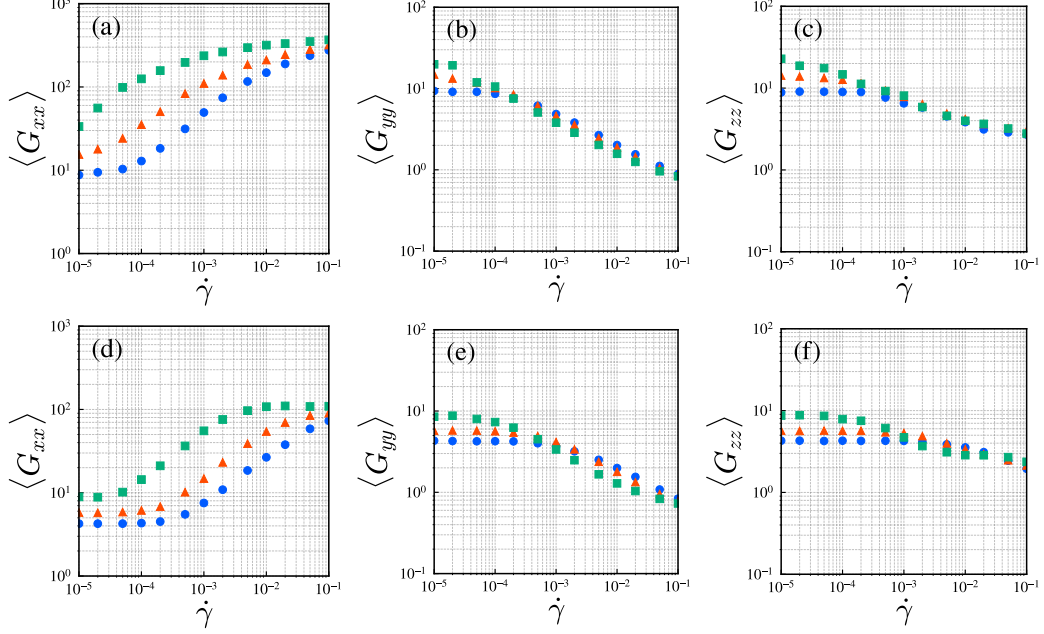


FIG. 2. Shear rate $\dot{\gamma}$ dependence of $\langle G_{xx} \rangle$ [(a) and (d)], $\langle G_{yy} \rangle$ [(b) and (e)], and $\langle G_{zz} \rangle$ [(c) and (f)] for linear [(a)-(c)] and ring [(d)-(f)] polymers. Chain stiffness values are $\varepsilon_\theta = 0$ (circle), 1.5 (triangle), and 3 (square).

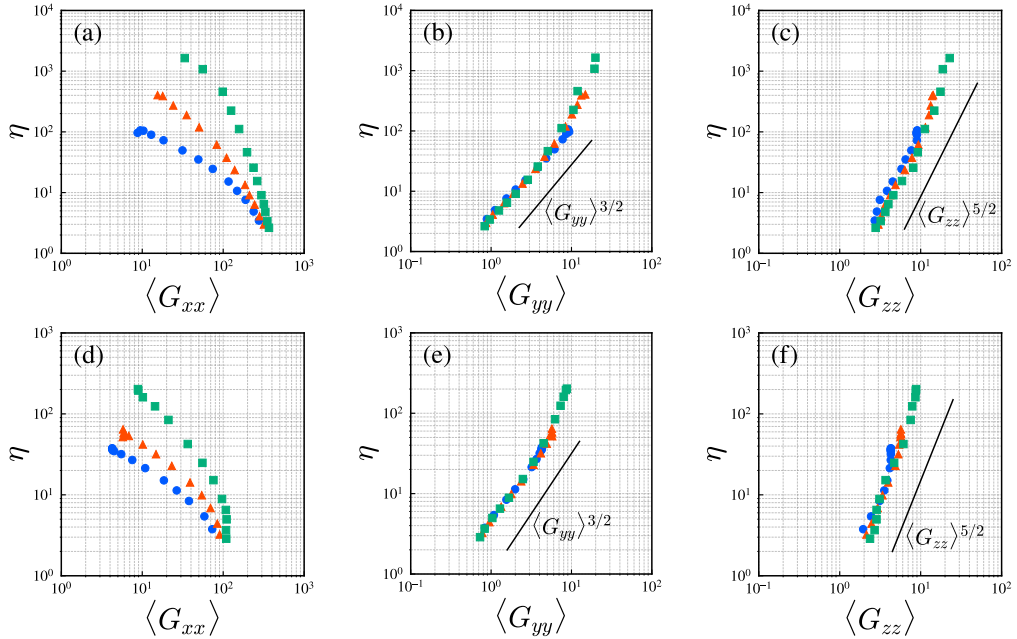


FIG. 3. Relationships between shear viscosity η and $\langle G_{xx} \rangle$ [(a) and (d)], $\langle G_{yy} \rangle$ [(b) and (e)], and $\langle G_{zz} \rangle$ [(c) and (f)] for linear [(a)-(c)] and ring [(d)-(f)] polymers. The straight lines indicate the slopes corresponding to 3/2 in (b) and (e), and 5/2 in (c) and (f), respectively. Chain stiffness values are $\varepsilon_\theta = 0$ (circle), 1.5 (triangle), and 3 (square).

of time correlation along the flow direction was found to characterize the tumbling motions.¹⁹ In contrast, the values of η for linear and ring polymers converge as the shear rate increases. This trend is also consistent with the previous study.¹⁹ Furthermore, the shear-thinning behavior was characterized by expo-

nent of $\alpha = 0.80$ for linear polymers and $\alpha = 0.57$ for ring polymers.¹⁹ Figure 1 also demonstrates the shear-thinning behavior in the large- $\dot{\gamma}$ regime, with consistent exponent values observed for linear and ring polymers. Focusing on the dependence on ε_θ in Fig. 1, both linear and polymer chains exhibit

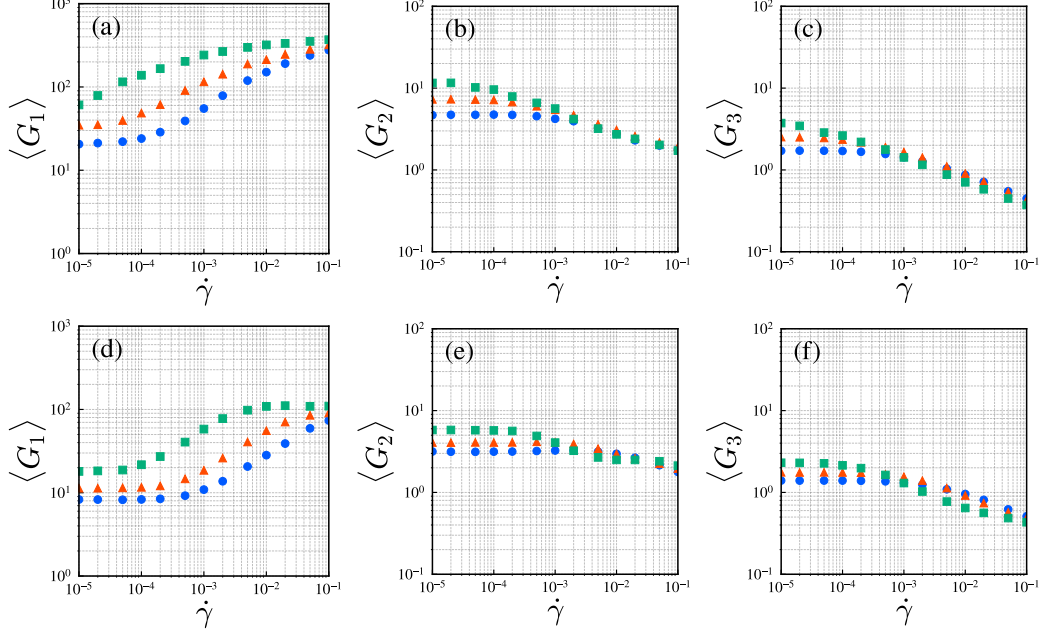


FIG. 4. Shear rate $\dot{\gamma}$ dependence of $\langle G_1 \rangle$ [(a) and (d)], $\langle G_2 \rangle$ [(b) and (e)], and $\langle G_3 \rangle$ [(c) and (f)] for linear [(a)-(c)] and ring [(d)-(f)] polymers. Chain stiffness values are $\varepsilon_\theta = 0$ (circle), 1.5 (triangle), and 3 (square).

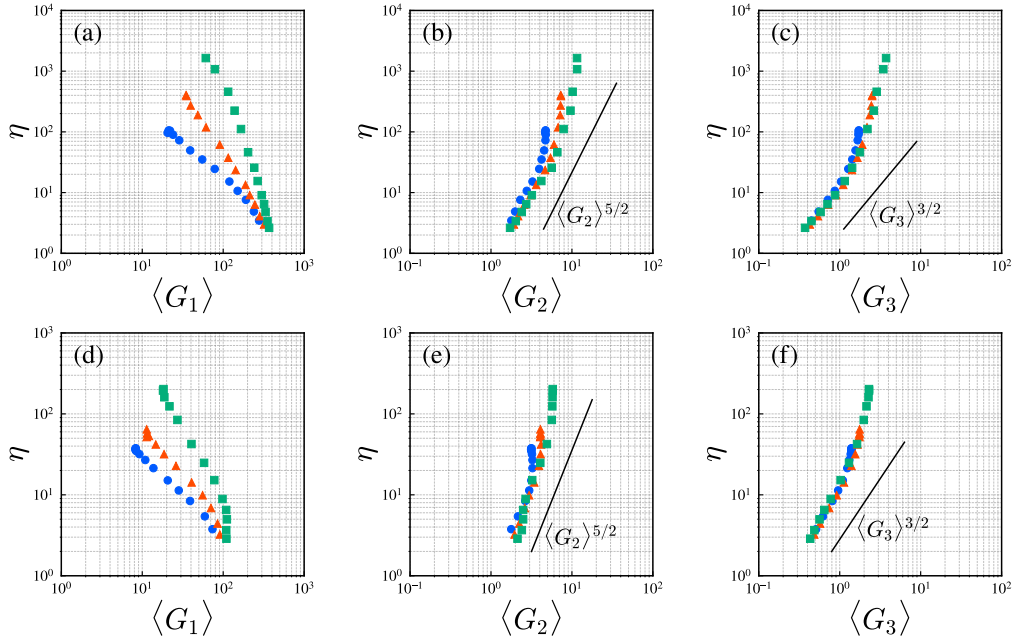


FIG. 5. Relationships between shear viscosity η and $\langle G_1 \rangle$ [(a) and (d)], $\langle G_2 \rangle$ [(b) and (e)], and $\langle G_3 \rangle$ [(c) and (f)] for linear [(a)-(c)] and ring [(d)-(f)] polymers. The straight lines indicate the slopes corresponding to 3/2 in (b) and (e), and 5/2 in (c) and (f), respectively. Chain stiffness values are $\varepsilon_\theta = 0$ (circle), 1.5 (triangle), and 3 (square).

an increase in η and enhanced non-linearity as ε_θ increases to 3, leading to the onset of shear thinning at lower shear rate regimes.

We calculated the gyration tensor for each polymer chain,

defined as

$$G_{\alpha\beta} = \frac{1}{N} \sum_{i=1}^N (\alpha_i - \alpha_{CM})(\beta_i - \beta_{CM}), \quad (4)$$

where α_i (β_i) denotes the α (β) component of monomer bead

i with $\alpha, \beta = (x, y, z)$. Furthermore, α_{CM} (β_{CM}) represents α (β) component of the polymer chain's center of mass. The square of gyration radius R_g^2 is calculated as the sum of the eigenvalues of the gyration tensor: $R_g^2 = G_1 + G_2 + G_3$, where the principal axes are chosen such that the diagonal elements are ordered as $G_1 \geq G_2 \geq G_3$.

Figure 2 represents the shear rate $\dot{\gamma}$ dependence of $\langle G_{xx} \rangle$, $\langle G_{yy} \rangle$, and $\langle G_{zz} \rangle$ for linear and ring polymers. Note that $\langle \dots \rangle$ denotes the average over chains and time. For both linear and ring polymers, increasing the shear rate $\dot{\gamma}$ leads to an increase in $\langle G_{xx} \rangle$, which eventually converges to a constant value independent of ε_θ . This behavior arises because monomer beads are advected along the flow direction (x -axis), causing polymer chains to elongate. Furthermore, the $\langle G_{xx} \rangle$ value for ring polymers is smaller than that for linear polymers at any given $\dot{\gamma}$ and chain stiffness ε_θ , which can be attributed to the chain bending inherently induced by the absence of chain ends. In contrast, for both linear and ring polymers, $\langle G_{yy} \rangle$ decreases with increasing $\dot{\gamma}$. This behavior is attributed to the advection of monomer beads along the flow direction, which limits chain extension along the velocity-gradient direction (y -axis). Comparing linear and ring polymers, $\langle G_{yy} \rangle$ is smaller for ring polymers, particularly at low shear rates. Similar to $\langle G_{xx} \rangle$, this indicates ring polymers extend less readily than linear polymers due to the absence of chain ends. $\langle G_{zz} \rangle$ decreases with increasing $\dot{\gamma}$, exhibiting a behavior similar to that of $\langle G_{yy} \rangle$ for both linear and ring polymers. However, $\langle G_{zz} \rangle$ remains larger than $\langle G_{yy} \rangle$ at any given $\dot{\gamma}$ and chain stiffness ε_θ . This result can be explained by the fact that polymer chains can extend more freely in the z -direction, where advection effects are absent.

We examine the relationships between shear viscosity η and each component of average gyration tensor, namely, $\langle G_{xx} \rangle$, $\langle G_{yy} \rangle$, and $\langle G_{zz} \rangle$, in Fig. 3. Notably, the scaling relation $\eta \propto \langle G_{yy} \rangle^{3/2}$ is observed in Fig. 3(b) and (e), independent of chain architecture and chain stiffness, particularly in the $\eta \lesssim 100$ regime for linear polymers and $\eta \lesssim 50$ regime for ring polymers. This scaling behavior is consistent with previously reported results,⁸ and quantitatively indicates that the extension of polymer chain in the velocity-gradient direction, as characterized by $\langle G_{yy} \rangle$. Assuming that each chain is dynamically confined within a distance of order $\langle G_{yy} \rangle$ along the velocity-gradient direction y , the drag force in this direction can be directly associated with the shear viscosity η . In contrast, the scaling exponent becomes greater than $3/2$ in the higher-viscosity regime, which corresponds to low shear rates, suggesting the entanglement effects contribute to the increase in η . Additionally, Fig. 3(c) and (f) shows a similar scaling relation, $\eta \propto \langle G_{zz} \rangle^{5/2}$, which is independent of chain architecture and chain stiffness in the $\eta \lesssim 100$ regime for linear polymers and $\eta \lesssim 50$ regime for ring polymers. Note that the scaling exponent exceeds $5/2$ in the higher-viscosity regime, similar to the behavior observed for the scaling with $\langle G_{yy} \rangle$. The underlying basis of the observed scaling relation can be understood as follows. As mentioned above, there is no advection in the z -direction, meaning that each polymer chain can be considered to diffuse freely along this direction. In other words, the diffusion of polymer chains in this direction is expected to remain nearly identical to that in equilibrium. Consequently,

the magnitude of $\langle G_{zz} \rangle$ characterizes the hydrodynamic size of the chains, and determines their diffusion coefficient along the z -direction, which is also related to η under the assumption of the Stokes–Einstein relation. For reference, in the case of a linear Rouse chain at equilibrium, $\langle R_g^2 \rangle$ is proportional to the chain length N and inversely proportional to the diffusion coefficient, D . Furthermore, by applying the Stokes–Einstein relation, it follows $\eta \propto \langle R_g^2 \rangle$, consistent with the observation of Xu *et al.*⁷ However, the deviation from the power of 1 observed in this study is likely due to the breakdown of both the Rouse chain assumption and the Stokes–Einstein relation. Finally, it was found that no clear scaling relationship exists between η and $\langle G_{xx} \rangle$ in Fig. 3(a) and (d). This can be explained by Fig. 1(a) and (b) and Fig. 2(a) and (c), which show that at low shear rates, η and $\langle G_{xx} \rangle$ differ due to chain stiffness ε_θ , whereas, as indicated in Fig. 2, $\langle G_{xx} \rangle$ converges to a constant value at higher shear rates for both linear and ring polymers.

Thus far, we have presented the results for the gyration tensor components in the laboratory coordinate system. Finally, we show the results obtained from analyzing the diagonalized gyration tensor components, G_1 , G_2 , and G_3 , corresponding to the squared lengths of the semi-axes when the polymer chain is regarded as an ellipsoid. Figure 4 presents the dependence of $\langle G_1 \rangle$, $\langle G_2 \rangle$, and $\langle G_3 \rangle$ on the shear rate $\dot{\gamma}$ for both linear and ring polymers. The results indicate that $\langle G_1 \rangle$, $\langle G_2 \rangle$, and $\langle G_3 \rangle$ correspond respectively to $\langle G_{xx} \rangle$, $\langle G_{zz} \rangle$, and $\langle G_{yy} \rangle$. This implies that, for both linear and ring polymers under shear flow, the long axis aligns with the flow direction along the x -axis. Furthermore, as shown in Fig. 2, the chains tend to extend more readily along the z -axis, which is less affected by advection than the velocity-gradient direction along the y -axis, accounting for the correspondence between $\langle G_2 \rangle$ and $\langle G_{zz} \rangle$. The relationship with the shear viscosity η is illustrated in Fig 5. This results suggests that similar scaling relationships apply to the diagonalized gyration tensor components, $\langle G_2 \rangle$ and $\langle G_3 \rangle$, namely, $\eta \propto \langle G_2 \rangle^{5/2}$, and $\eta \propto \langle G_3 \rangle^{3/2}$. However, in the high-viscosity regime corresponding to low shear rates, deviations from the scaling behaviors are observed. This can be attributed to fluctuations that prevent the long axis from fully aligning with the flow direction along the x -axis.

IV. CONCLUSIONS

In this study, we investigated the correlation between shear thinning and the gyration tensor in polymer melts with varying chain stiffness ε_θ for both linear and ring polymers, using NEMD simulations based on the Kremer–Grest model. We observed the previously reported scaling relation, $\eta \propto \langle G_{yy} \rangle^{3/2}$, as well as an additional scaling relation, $\eta \propto \langle G_{zz} \rangle^{5/2}$. Furthermore, similar scaling relationships were found for the diagonalized gyration tensor components, $\langle G_2 \rangle$ and $\langle G_3 \rangle$. These results indicate that the degree of molecular extension, particularly along the velocity-gradient direction and the direction unaffected by advection, accounts for the structural influence on shear thinning in both linear and ring polymers. To clarify the observed scaling relationship between η and $\langle G_{zz} \rangle$, it is important to analyze the shear rate dependence of

the diffusion coefficient of polymer chains under shear flow, which becomes anisotropic. In particular, by examining the relationship between the z -component, which is unaffected by the advection, and η , the validity of the Stokes–Einstein relation can be assessed. Our research is currently progressing in this direction. Furthermore, analyses including bottlebrush polymers have shown that the orientation of individual bonds, specifically quantified by P_2 , correlates more strongly with architecture-dependent shear-thinning behavior than with the components of the gyration tensor, both before and after diagonalization.¹⁰ Further investigation into the factors governing shear-thinning behavior with varying polymer architectures is important and should be addressed in future studies.

ACKNOWLEDGMENTS

This work was supported by JSPS KAKENHI Grant-in-Aid Grant Nos. JP25K00968, JP24H01719, JP22K03550, and JP23H02622. We acknowledge support from the Fugaku Supercomputing Project (Nos. JPMXP1020230325 and JPMXP1020230327) and the Data-Driven Material Research Project (No. JPMXP1122714694) from the Ministry of Education, Culture, Sports, Science, and Technology. The numerical calculations were performed at Research Center of Computational Science, Okazaki Research Facilities, National Institutes of Natural Sciences (Project: 25-IMS-C052).

- ¹M. Doi and S. F. Edwards, *The Theory of Polymer Dynamics* (Oxford University Press, Oxford, 1986).
- ²M. Kröger, W. Loose, and S. Hess, “Rheology and structural changes of polymer melts via nonequilibrium molecular dynamics,” *J. Rheol.* **37**, 1057–1079 (1993).
- ³C. Aust, M. Kröger, and S. Hess, “Structure and Dynamics of Dilute Polymer Solutions under Shear Flow via Nonequilibrium Molecular Dynamics,” *Macromolecules* **32**, 5660–5672 (1999).
- ⁴T. Aoyagi and M. Doi, “Molecular dynamics simulation of entangled polymers in shear flow,” *Comput. Theor. Polym. Sci.* **10**, 317–321 (2000).
- ⁵M. Kröger and S. Hess, “Rheological Evidence for a Dynamical Crossover in Polymer Melts via Nonequilibrium Molecular Dynamics,” *Phys. Rev. Lett.* **85**, 1128–1131 (2000).
- ⁶X. Xu, J. Chen, and L. An, “Shear thinning behavior of linear polymer melts under shear flow via nonequilibrium molecular dynamics,” *J. Chem. Phys.* **140**, 174902 (2014).
- ⁷X. Xu, J. Chen, and L. An, “Simulation studies on architecture dependence of unentangled polymer melts,” *J. Chem. Phys.* **142**, 074903 (2015).
- ⁸X. Xu, J. Chen, and L. An, “Probing relationship between structure and viscosity of unentangled polymers in steady shear flow,” *Sci. China Chem.* **60**, 1609–1616 (2017).
- ⁹A. Nikoubashman and M. P. Howard, “Equilibrium Dynamics and Shear Rheology of Semiflexible Polymers in Solution,” *Macromolecules* **50**, 8279–8289 (2017).
- ¹⁰U. Gürel and A. Giuntoli, “Shear Thinning from Bond Orientation in Model Unentangled Bottlebrush Polymer Melts,” *Macromolecules* **56**, 5708–5717 (2023).
- ¹¹T. Uneyama, “Radius of Gyration in Shear Gradient Direction Governs Steady Shear Viscosity of Rouse-Type Model,” *J. Soc. Rheol., Jpn* **53**, 11–19 (2025).
- ¹²K. Kremer and G. S. Grest, “Dynamics of entangled linear polymer melts: A molecular-dynamics simulation,” *J. Chem. Phys.* **92**, 5057–5086 (1990).
- ¹³H.-P. Hsu and K. Kremer, “Static and dynamic properties of large polymer melts in equilibrium,” *J. Chem. Phys.* **144**, 154907 (2016).
- ¹⁴H.-P. Hsu and K. Kremer, “Detailed analysis of Rouse mode and dynamic scattering function of highly entangled polymer melts in equilibrium,” *Eur. Phys. J. Spec. Top.* **226**, 693–703 (2017).
- ¹⁵S. Goto, K. Kim, and N. Matubayasi, “Effects of chain length on Rouse modes and non-Gaussianity in linear and ring polymer melts,” *J. Chem. Phys.* **155**, 124901 (2021).
- ¹⁶J. D. Halverson, W. B. Lee, G. S. Grest, A. Y. Grosberg, and K. Kremer, “Molecular dynamics simulation study of nonconcatenated ring polymers in a melt. I. Statics,” *J. Chem. Phys.* **134**, 204904 (2011).
- ¹⁷J. D. Halverson, W. B. Lee, G. S. Grest, A. Y. Grosberg, and K. Kremer, “Molecular dynamics simulation study of nonconcatenated ring polymers in a melt. II. Dynamics,” *J. Chem. Phys.* **134**, 204905 (2011).
- ¹⁸J. D. Halverson, G. S. Grest, A. Y. Grosberg, and K. Kremer, “Rheology of Ring Polymer Melts: From Linear Contaminants to Ring-Linear Blends,” *Phys. Rev. Lett.* **108**, 038301 (2012).
- ¹⁹D. Parisi, S. Costanzo, Y. Jeong, J. Ahn, T. Chang, D. Vlassopoulos, J. D. Halverson, K. Kremer, T. Ge, M. Rubinstein, G. S. Grest, W. Srinin, and A. Y. Grosberg, “Nonlinear Shear Rheology of Entangled Polymer Rings,” *Macromolecules* **54**, 2811–2827 (2021).
- ²⁰R. Faller, A. Kolb, and F. Müller-Plathe, “Local chain ordering in amorphous polymer melts: Influence of chain stiffness,” *Phys. Chem. Chem. Phys.* **1**, 2071–2076 (1999).
- ²¹R. Faller, F. Müller-Plathe, and A. Heuer, “Local Reorientation Dynamics of Semiflexible Polymers in the Melt,” *Macromolecules* **33**, 6602–6610 (2000).
- ²²R. Faller and F. Müller-Plathe, “Chain Stiffness Intensifies the Reptation Characteristics of Polymer Dynamics in the Melt,” *ChemPhysChem* **2**, 180–184 (2001).
- ²³C. Svaneborg and R. Everaers, “Characteristic Time and Length Scales in Melts of Kremer–Grest Bead–Spring Polymers with Wormlike Bending Stiffness,” *Macromolecules* **53**, 1917–1941 (2020).
- ²⁴R. Everaers, H. A. Karimi-Varzaneh, F. Fleck, N. Hojdis, and C. Svaneborg, “Kremer–Grest Models for Commodity Polymer Melts: Linking Theory, Experiment, and Simulation at the Kuhn Scale,” *Macromolecules* **53**, 1901–1916 (2020).
- ²⁵S. Goto, K. Kim, and N. Matubayasi, “Unraveling the Glass-like Dynamic Heterogeneity in Ring Polymer Melts: From Semiflexible to Stiff Chain,” *ACS Polym. Au* **3**, 437–446 (2023).
- ²⁶R. Datta, F. Berressem, F. Schmid, A. Nikoubashman, and P. Virnau, “Viscosity of Flexible and Semiflexible Ring Melts: Molecular Origins and Flow-Induced Segregation,” *Macromolecules* **56**, 7247–7255 (2023).
- ²⁷B. Mei, G. S. Grest, S. Liu, T. C. O’Connor, and K. S. Schweizer, “Unified understanding of the impact of semiflexibility, concentration, and molecular weight on macromolecular-scale ring diffusion,” *Proc. Natl. Acad. Sci. U.S.A.* **121**, e2403964121 (2024).
- ²⁸J. D. Dietz, M. Kröger, and R. S. Hoy, “Validation and Refinement of Unified Analytic Model for Flexible and Semiflexible Polymer Melt Entanglement,” *Macromolecules* **55**, 3613–3626 (2022).
- ²⁹D. J. Evans and G. P. Morriss, *Statistical Mechanics of Nonequilibrium Liquids*, 2nd ed. (Cambridge University Press, Cambridge, 2008).
- ³⁰S. Plimpton, “Fast Parallel Algorithms for Short-Range Molecular Dynamics,” *J. Comput. Phys.* **117**, 1–19 (1995).