

# Co-Authoring the Self: A Human-AI Interface for Interest Reflection in Recommenders

RUIXUAN SUN, GroupLens Research, University of Minnesota, United States

JUNYUAN WANG, Department of Computer Science and Engineering, University of Minnesota, United States

SANJALI ROY, Department of Computer Science and Engineering, University of Minnesota, United States

JOSEPH A. KONSTAN, GroupLens Research, University of Minnesota, United States

Natural language-based user profiles in recommender systems have been explored for their interpretability and potential to help users scrutinize and refine their interests, thereby improving recommendation quality. Building on this foundation, we introduce a human-AI collaborative profile for a movie recommender system that presents editable personalized interest summaries of a user's movie history. Unlike static profiles, this design invites users to directly inspect, modify, and reflect on the system's inferences. In an eight-week online field deployment with 1775 active movie recommender users, we find persistent gaps between user-perceived and system-inferred interests, show how the profile encourages engagement and reflection, and identify design directions for leveraging imperfect AI-powered user profiles to stimulate more user intervention and build more transparent and trustworthy recommender experiences.

CCS Concepts: • **Information systems** → **Recommender systems**; • **Human-centered computing** → **Empirical studies in HCI**; • **Computing methodologies** → **Natural language generation**.

Additional Key Words and Phrases: Human-AI Collaboration, User Interest Summarization

## ACM Reference Format:

Ruixuan Sun, Junyuan Wang, Sanjali Roy, and Joseph A. Konstan. 2018. Co-Authoring the Self: A Human-AI Interface for Interest Reflection in Recommenders. In *Proceedings of Make sure to enter the correct conference title from your rights confirmation email (Conference acronym 'XX)*. ACM, New York, NY, USA, 19 pages. <https://doi.org/XXXXXXX.XXXXXXX>

## 1 Introduction

User profiles are a key element in personalized recommendation systems, yet many existing implementations lack interactivity, transparency, and granularity, often reducing them to coarse statistics of user clicks or high-level metadata summaries [1, 2, 26]. An up-to-date and accurate profile is critical for producing high-quality recommendations, but current approaches face limitations. Traditional rating- or item-based profiles may fail to capture nuanced preferences—such as thematic interests, emotional resonance, or contextual dislikes—that go beyond numeric scores [4].

This is an area where AI, particularly generative AI (Gen-AI), can help. Articulating preferences explicitly is often difficult for users, but Gen-AI can scaffold the process by helping them articulate their tastes, recognize misalignments

---

Authors' Contact Information: Ruixuan Sun, GroupLens Research, University of Minnesota, Minneapolis, Minnesota, United States; Junyuan Wang, Department of Computer Science and Engineering, University of Minnesota, Minneapolis, Minnesota, United States; Sanjali Roy, Department of Computer Science and Engineering, University of Minnesota, Minneapolis, Minnesota, United States; Joseph A. Konstan, GroupLens Research, University of Minnesota, Minneapolis, Minnesota, United States.

---

Permission to make digital or hard copies of all or part of this work for personal or classroom use is granted without fee provided that copies are not made or distributed for profit or commercial advantage and that copies bear this notice and the full citation on the first page. Copyrights for components of this work owned by others than the author(s) must be honored. Abstracting with credit is permitted. To copy otherwise, or republish, to post on servers or to redistribute to lists, requires prior specific permission and/or a fee. Request permissions from [permissions@acm.org](mailto:permissions@acm.org).

© 2018 Copyright held by the owner/author(s). Publication rights licensed to ACM.

Manuscript submitted to ACM

in system-generated descriptions, and provide more effective critiques. Research in human–AI collaboration (HAC) suggests that AI should not only assist in task completion but also help users understand and manage their goals [32]. While HAC has shown promise in improving productivity and recommendation quality, it also raises concerns about reduced user agency and ownership [1, 6, 28]. In recommender systems specifically, HAC has the potential to improve transparency and trust by exposing how the system perceives a user’s preferences [18, 25, 26, 29].

Despite these advances, few natural language–based interfaces support both understanding and exploration of user interests in recommender systems. To address this gap, we adopt a human–AI collaborative approach to design a novel user profile page on the live movie recommendation platform MovieLens (<https://movielens.org/>)<sup>1</sup>. Our work introduces a large language model (LLM)-powered “self-portrait” interface, co-created by humans and AI, that dynamically generates textual summaries of a user’s movie interests based on historical ratings. The interface supports user editing and regenerates summaries when new ratings are added, enabling continuous interest representation and user reflection.

This three-phase study investigates how to build an AI-powered critiquing-based user profile interface in recommender systems for: (1) understanding user needs and the limitations of the current rating profile; (2) designing an interactive, LLM-augmented interest interface; and (3) evaluating its short-term utility and long-term behavioral effects. Specifically, we address the following research questions:

**RQ1 (Limitations & Goals):** How do users perceive the limitations of current profile interfaces, and what goals do they have for improving their ability to express and maintain their preferences?

**RQ2 (Enhanced Awareness & Understanding):** To what extent does the new human–AI collaborative profile interface enhance users’ awareness and understanding of their interests?

**RQ3 (Long-term Interaction Patterns):** How does the interactive, co-reflective design of the interface influence users’ long-term interaction patterns with the recommender system?

The remainder of this paper first reviews relevant literature, then presents our study methods and the design of the new user profile interface. We next describe the online field experiment and evaluation results from an eight-week real-user trial. Finally, we conclude with discussion and directions for future work.

## 2 Related Work

### 2.1 LLMs for Human-AI Collaboration

The growing capabilities of Gen-AI tools, especially LLMs, have sparked significant research interest in human–AI collaboration (HAC). Wang et al. argue that effective HAC requires a shift toward AI systems that support mutual understanding and co-management of goals, moving beyond the traditional view of AI as a task-execution tool [32]. However, the impact of LLMs on collaborative dynamics is complex. For example, Sidji et al. found that while an LLM assistant improved cognitive performance in a cooperative game, it also created challenges for team understanding [28].

Interaction design is a critical factor in successful HAC. Guo et al. demonstrated how varying levels of agency in LLM-aided data analysis tools influence user perceptions of LLM outputs [11]. Similarly, Dhillon et al. examined AI scaffolding in co-writing, finding that while increased AI support improved writing productivity, it sometimes reduced users’ sense of ownership over the resulting text [6].

Applying HAC to personal reflection tasks introduces unique considerations. For example, Kim et al. studied LLM-assisted journaling and found that while it encouraged new perspectives in user reflections, it also raised concerns about over-reliance on AI-generated emotional content [17]. Other studies have examined HAC in annotation tasks

<sup>1</sup>We appreciate the support and assistance from the MovieLens team.

[16] and remote sighted assistance [36]. Our work focuses on leveraging LLM collaboration for the reflective process of interacting with user profiles in recommender systems, with the aim of enhancing both user agency and awareness of personal interests through co-created artifacts.

## 2.2 Reflective Interfaces and Exploration in Recommender Systems

Recent literature in recommender systems have moved beyond purely algorithmic concerns to the broader user experience, emphasizing the role of interfaces in shaping perceptions, behavior, and long-term engagement [3, 12, 14, 22, 23, 34]. A growing focus is on reflective interfaces that are designed to help users become more aware of their preferences and interaction patterns. Eiband et al. argue that intelligent systems like recommender systems should be designed for reflection, enabling users to better understand their behaviors and values through interaction with the system [7]. Similarly, Rana et al. presented a critiquing-based conversational recommender that allows users to specify directional preferences on item attributes; they found this approach enhanced both recommendation quality and overall satisfaction [27]. These works suggest that interfaces that reveal, rather than merely explain, can also enrich user experiences.

Furthermore, prior arts on profile transparency reinforces the importance of reflective interfaces. Studies show that exposing users to the system’s understanding of their preferences can foster trust, perceived control, and satisfaction [18, 25, 29]. While most explanations in recommender systems are item-based—focusing on why a specific recommendation is made, recent work also examines how system-generated representations of user profiles can function as reflective artifacts [30].

## 2.3 User Interest Summarization

Recent advances in recommender systems show increasing use of LLMs to generate natural language user profiles. According to Radlinski et al., such profiles that summarize user preferences can offer several advantages, including greater transparency, opportunities for users to review and modify inferred preferences, and adaptability to significant preference shifts [26]. Different approaches exist for creating natural language profiles. Tag-based methods cluster keywords from user-rated items and assign semantic labels. Yang et al. found such tags to outperform traditional content-based methods for interest inference [35]. Modern implementations often use BERTopic, a BERT-powered topic model [5, 10], as in Hill et al.’s university-program recommender, which achieved 98% alignment with users’ self-reported interests [13]. Non-tag methods include set-based systems, where tags describe item sets rather than clusters, addressing labeling challenges [1]. Others generate profiles from live behavior (e.g., website visits [19]) or use LLMs to enhance profiles by integrating review text and purchase data [2]. Lacerda and Ziviani further improved profile accuracy by prioritizing key user interactions and using hybrid algorithms [20].

## 3 Method

We adopted a mixed-methods design consisting of three stages, which was reviewed and approved by our institutional review board (IRB).

- (1) Distributing *formative survey* to understand active users’ sentiment toward the default static profile interface and their expectations for new interactive features.
- (2) Conducting *online field experiment* to evaluate a new interactive profile interface incorporating a personalized movie interest summary, co-edited asynchronously by the user and a generative AI tool.

- (3) Running *log and post-survey analysis* to examine human–recommender interactions through system logs and post-experiment subjective feedback.

### 3.1 Formative Survey

The formative survey included five Likert-style questions about the pre-existing MovieLens user rating profile page (Fig. 1), covering:

- The usefulness of the profile for understanding one’s preferences.
- The ease of interpreting individual movie recommendations.
- Overall satisfaction with the profile experience.

In addition, participants wrote a short paragraph describing their taste in movies and their expectations for a new profile interface. The full set of survey questions is listed in Appendix Table A1.

We distributed the survey on October 23, 2024, to 2,122 active MovieLens users (defined as having logged in more than six times and rated more than ten movies between April and October 2024). We received 349 responses within two weeks, of which 266 were complete and used for analysis.

**RQ1:** *How do users perceive the limitations of current profile interfaces, and what goals do they have for improving their ability to express or maintain their preferences?*

We analyzed both quantitative ratings and qualitative open-ended responses. As shown in the left plot of Fig. 7, users generally found the default profile helpful for understanding preferences, but less effective for understanding recommendations. We then applied grounded theory thematic analysis to qualitative responses describing desired new features, and identified two primary themes:

- (1) **Explain interests** — Provide AI-generated summaries of user tastes and clarify why movies are recommended, possibly by comparing them to previously enjoyed films.
- (2) **Visualized exploration tools** — Offer tools to inspect favorite movie metadata, such as actor or director frequency, or the distribution of languages, origins, and popularity among rated films.

Further coding revealed a strong desire for transparency in recommendation rationales. Many participants explicitly requested concise, AI-generated textual explanations describing their preferences and showing how these preferences influenced recommendations. Several suggested short comparisons between recommended movies and those previously enjoyed, while others proposed displaying concrete factors such as genre, director, or actors. These insights directly informed the design of the new interactive profile interface, which is covered in more detail in Sec. 4.

### 3.2 Online Field Experiment

After designing the new user profile interface, we evaluate the effectiveness and user reaction to it in a naturalistic setting and conducted a longitudinal online field experiment with active users<sup>2</sup> on the MovieLens website. The trial ran for eight weeks, from March 29, 2025 to May 24, 2025. During this period, 5,804 users visited the website, of whom 1,775 met the active user criteria and were thus qualified participants. The experimental interface was made available through a “Your Interest Summary” button placed prominently on each participant’s home page. In addition, users were prompted with a pop-up message upon their first login during the study period to inform them of the new feature. They were also informed that clicking on the button to access the new interface and editing it was completely voluntary.

<sup>2</sup>Active users are defined as those who logged in over 12 times and rated over 20 movies in the year of 2024.

### 3.3 Log Analysis

To investigate the indirect effects of the new interest-summary interface on longitudinal user-recommender interaction, we drew on metrics from prior work [18, 37] and categorized behavioral measures into four dimensions: **Exploration**, **Engagement**, **Reflection**, and **Satisfaction**. Detailed metric definitions are provided in Table 1. For diversity-related measures of viewed and rated movies, we computed *intra-list similarity* (ILS) [15] using each movie's tag embeddings [31].

### 3.4 Post-Experiment Survey

After the experiment, we invited participants who had edited their interest profile on the new interface at least once ( $N = 216$ ) to complete a post-experiment survey. In addition to general usability and satisfaction questions, the survey collected feedback on each of the three interest-summary text boxes for their helpfulness for understanding movie preferences. The complete set of questions is provided in Appendix A2. Fifty-seven users clicked the survey link, and 26 completed it while confirming that they had used the interface (by answering “Yes” to Q1). We only used the completed response data for analysis.

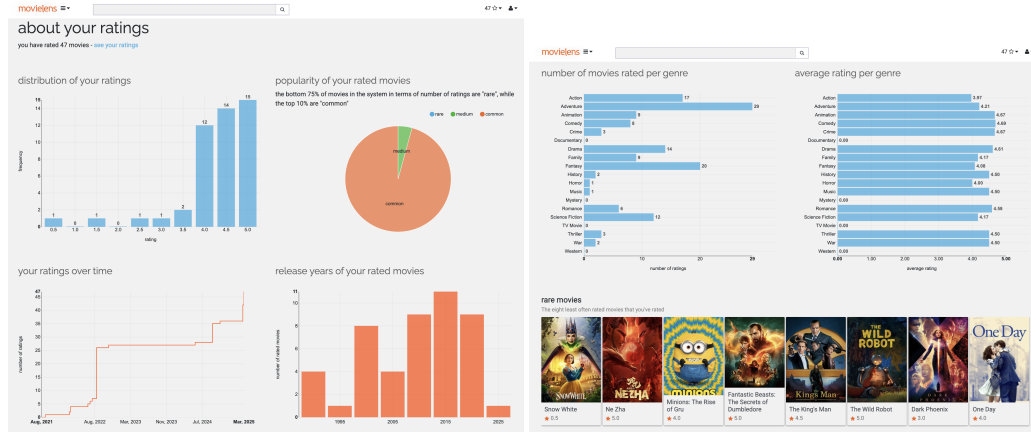


Fig. 1. The default MovieLens "About your ratings" page. We asked users to evaluate their experience with the interface during the formative survey.

## 4 New Interactive User Interest Profile

Based on findings from our formative survey, we designed a new interactive profile centered on a "self-portrait" of the user's movie tastes. This primary component comprises three editable text fields summarizing the user's recent (one-year) interests, long-term enjoyed movies, and long-term disliked movies. It is also part of a larger interface including a treemap visualization that user can use to interactively explore the distribution of their rated movies across six categories (Genre, Actor, Director, Language, Popularity, Release Year). Note our paper does not look for use of statistics for treemap and it is not the focus of the study. An overview of the new interface is shown in Fig. 2.

Category	Metric Name	Description
Engagement	movie_view_count	Number of movies a user viewed during experiment
	rating_count	Number of movies a user rated during experiment
	login_count	Number of unique sessions a user logs in during experiment
	session_length	Total hours of a user's dwelling time with the recommender during experiment
Exploration	rated_movie_div	Diversity of a user's rated movies based on their tag embeddings range in $[0,1]$ , defined by intra-list similarity: $\frac{N(N-1)}{2} \sum_{i=1}^{N-1} \sum_{j=i+1}^N \rho(\vec{v}_i, \vec{v}_j)$ [15]
	viewed_movie_div	Diversity of a user's viewed movies based on their tag embeddings range in $[0,1]$ , same definition as ILS equation above.
Reflection	rerate_total	Number of movies a user re-rated during experiment
Satisfaction	avg_rating	Average score of movies user rated during experiment, each rating can range from $[0.5, 5]$ in half-point step

Table 1. Log analysis metrics.

#### 4.1 AI-Powered Summary Generation and Refinement

The textual summaries for the self-portrait were generated and maintained through a systematic pipeline, detailed in Fig. 3. First, we extracted three sets of movies for each user from the MovieLens database: historically highly-rated (top 25%), historically low-rated (bottom 25%), and recent one-year highly-rated (top 25%). To validate the meaningful differences on two rating quartiles, we plotted the max-bottom and min-top rating cut-off on the highly- and lowly-rated movies for each user and demonstrate a significant and meaningful gap for the majority of users (see Appendix Fig. A1). We then generated personalized summaries for these sets using two distinct strategies. Example prompts can be found in Appendix A2.

- **Long-term enjoyed and disliked summaries:** To synthesize interests from a large number of historic ratings, we leveraged community-contributed movie tags. As detailed in Algorithm 1, we clustered the top-10 community tags for each movie in a user's rating history using a BERTopic model to identify up to five distinct semantic interest groups. A LangChain DataFrame agent, powered by the GPT-4o-mini model, then summarized each cluster into a single sentence. To avoid contradictions (e.g., liking one film in a series but disliking another, even if they share similar top-10 tags), we applied contrastive filtering, removing any "disliked" cluster that shared high semantic similarity ( $\cos(\theta) \geq 0.8$ ) with a "liked" cluster.
- **Short-term recent interest summary:** To capture more specific, movie-level details from a user's recent activity, we prompted the same AI agent to produce a five-sentence summary based on the top genres, actors, directors, release years, and languages from the user's highly-rated movies in the past year.

To ensure the reliability of this process, we evaluated the faithfulness of the generated summaries. Three researchers conducted subjective assessment and manually compared a random sample of 100 summary triplets against their underlying BERTopic clusters, finding that 98% of summaries were factually aligned with the source topics.

Finally, the interface was designed for continuous interaction. After the initial generation, users could edit and refine their summaries at any time. At the backend, the interest refinement system would also automatically trigger a regeneration of the summaries to incorporate new preferences. This occurred daily if a user's rating activity exceeded a set threshold (adding either 10% of their previous total ratings or 10 new ratings). During regeneration, any user-edited

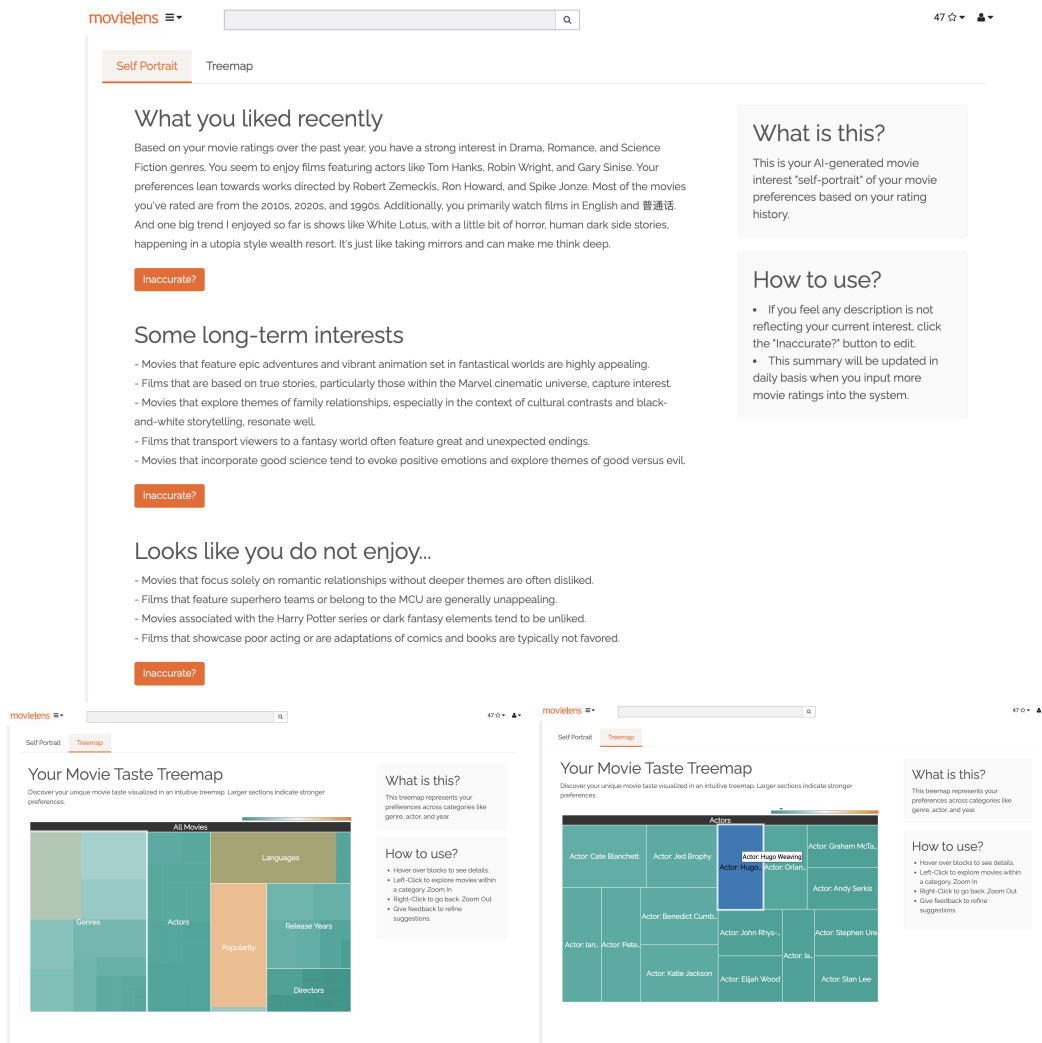


Fig. 2. Example interface for the movie interest self-portrait and categorical treemap visualization. Users can toggle between the two views using the tab button in the top-left corner. **Top:** The self-portrait interface, allowing users to view, edit, and save their current interest summaries. **Bottom:** The movie taste treemap that users could use to explore their rated movies in six categories, with zoom-in and zoom-out interactions available for each block.

text was fed back into the prompt as additional context, enabling a co-creative loop between the user and the AI. Note that the regular recommender pipeline is not impacted by this new interface loop.

## 5 Results

In this section, we present findings on user editing behavior, long-term interaction patterns with the recommender, misalignment between user-perceived and AI-summarized interest, and a case study comparing user self-written summaries between the formative and post-surveys.

**Algorithm 1:** Long-term User Interest Extraction and Filtering

---

**Input:** User  $u$ ; Extract rated movies  $M_u = \{m_1, m_2, \dots, m_n\}$   
**Output:** Refined summary sentences for liked and disliked movie interest

**foreach** movie  $m \in M_u$  **do**  
 | Collect top-10 community tags  $T(m)$ ;

Cluster  $\bigcup_{m \in M_u} T(m)$  into up to 5 groups using BERTopic;

**foreach** disliked cluster  $c^-$  **do**  
 | **foreach** liked cluster  $c^+$  **do**  
 | | **if**  $\cos(\mathbf{e}_{c^-}, \mathbf{e}_{c^+}) > 0.8$  **then**  
 | | | Remove  $c^-$  (contrastive filtering);

**foreach** cluster  $c$  **do**  
 | Summarize  $c$  into one sentence using Gen-AI Agent;

---

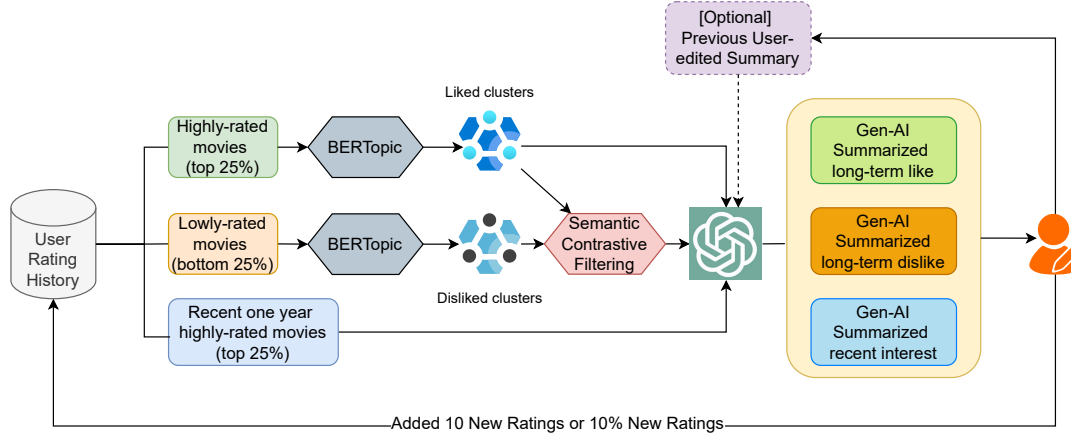


Fig. 3. User interest summary generation pipeline. The dotted box indicates the optional user-edited summary (not available in initial session), which is incorporated as context in subsequent regeneration. The pipeline runs for each qualified user at experiment start, and loops after rating activity exceeds the defined threshold (added 10% of total ratings or 10 more new ratings after each generation).

### 5.1 Interest Editing

Out of the 1,775 active user participants who visited the movie recommender during our eight-week experiment, 216 interacted with the interest summary interface by editing the Gen-AI-generated summary at least once. On average, each interacting user edited the summary 1.89 times, with a maximum of 12 edits. Detailed editing distribution can be found in Fig. 4a.

We further examined users' editing behavior within each of the three interest sections at different granularity levels, including both summary and sentence changes. To clearly quantify their modification effort, we applied text embedding cosine similarity on each AI-generated/user-edited summary pairs and categorized it into one of the three levels: *Retained*, *Reworded*, and *Pruned*, with definitions and examples shown in Table 2. We also provide three summary-level editing examples in Appendix Fig. A3.



Editing Type	AI-Generated	User-Edited
<b>Retained</b> <i>Semantic similarity over 95%</i>	Movies that feature Michael Caine often evoke a sense of dislike.	Movies that feature Michael Caine often evoke a sense of dislike.
<b>Reworded</b> <i>Semantic similarity between 60% and 95%</i>	Movies starring Michael J. Fox, Michael Keaton, or Michael Moore are generally not favored.	Movies starring <span style="background-color: #FFDAB9;">Michael J. Fox,</span> <span style="background-color: #FFDAB9;">Michael Keaton, or</span> Michael Moore are generally not favored.
<b>Pruned</b> <i>Semantic similarity below 60%</i>	Movies that showcase strong female characters, such as Sarah Michelle Gellar, are often viewed unfavorably	<span style="background-color: #ADD8E6;">Reality TV is garbage</span>

Table 2. Sentence-level user editing types and corresponding examples.

As shown in Fig. 5, over half of AI-generated summary and sentence in the *disliked long-term interest* section were pruned by users, whereas nearly two-thirds in the *liked long-term interest* section were retained in sentence level. Users frequently reworded, rather than deleted, short-term interest descriptions, suggesting that AI captured short-term trends relatively well, while users exerted stronger judgment over how these recent interests should be framed.

We also examined whether user interest descriptions stabilize over time when supported by Gen-AI-assisted reflection. The time-series analysis in Fig. 4b revealed that rewording and pruning activity peaked in Week 2 and gradually declined thereafter, indicating convergence between AI-generated and user-perceived interests along the chronological axis.

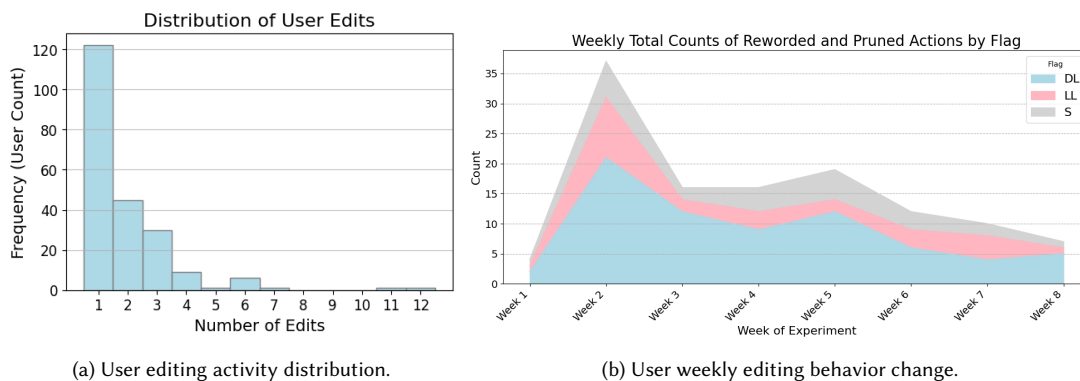


Fig. 4. Distribution of user editing count and chronological change by different interest types.

## 5.2 Impact on Human-Recommender Interaction

Beyond direct editing behavior, we examined whether the new interest-understanding interface influenced long-term user-recommender interaction patterns. Because we tried to distribute the interface to as many qualified participants as possible if they were willing to try out the new interface, we did not design a specific control group. Instead, we selected the next best approach by splitting the 1,775 qualified participants into three groups: those who collaborated with Gen-AI and edited their interest summary at least twice ( $N = 96$ ), those who interacted with the interface by editing their interest summary once ( $N = 120$ ) and those who only read and reflected on their interest but did not edit

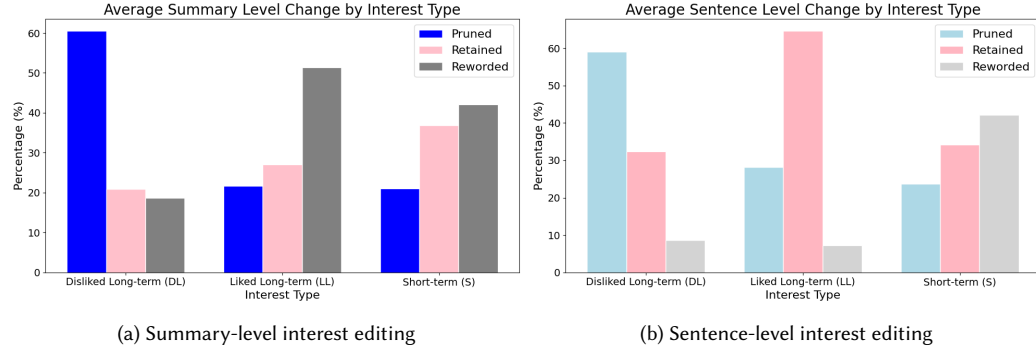


Fig. 5. Distribution of user editing level by different interest types.

( $N = 1,559$ ). Since people who previously engaged more frequently with the system could bring in selection bias and more likely to engage with the new interface (see pre-experiment log analysis in Appedix table A3), we used Analysis of Covariance (ANCOVA) [8], controlling for different group size and each user's baseline behavior during the eight weeks prior to the experiment (the same time of the experiment window), to isolate the effect of different group of users interacting with the new interface. The effect size for ANCOVA is represented by  $\eta^2$ , with small effect between 0.01 and 0.06, medium effect between 0.06 to 0.14, and large effect over 0.14.

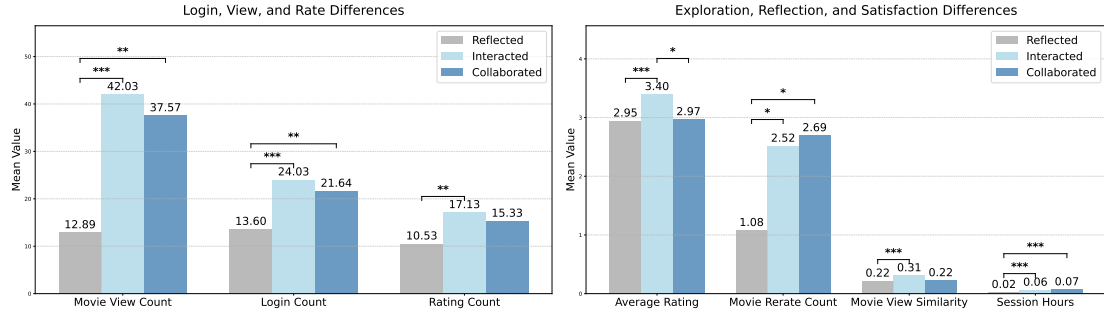


Fig. 6. Analysis of Covariance on recommender interaction logs for three groups of participants: Reflected ( $N_{edit} = 0$ ), Interacted ( $N_{edit} = 1$ ), and Collaborated ( $N_{edit} \geq 2$ ). Astericks stands for adjusted p-value for pairwise tukey's HSD comparison: \* for  $p < 0.05$ , \*\* for  $p < 0.01$ , and \*\*\* for  $p < 0.001$ .

As shown in Fig. 6, user behavior differed significantly across the three groups categorized by editing effort. In terms of engagement, both the *Interacted* and *Collaborated* groups were substantially more active than the *Reflected* group. Specifically, the *Interacted* group viewed 226% more movies ( $\eta^2 = 0.021$ ,  $p = 0.000$ ) and rated 63% more movies ( $\eta^2 = 0.004$ ,  $p = 0.001$ ) than their non-interacting counterparts. Both *Interacted* and *Collaborated* groups also logged in more ( $\eta^2 = 0.001$ ,  $p_i = 0.000$ ,  $p_c = 0.002$ ) and stayed longer ( $\eta^2 = 0.001$ ,  $p_i = 0.000$ ,  $p_c = 0.000$ ) compared to the reflected group. Furthermore, interaction appeared to encourage reflection, as both the *Interacted* and *Collaborated* groups re-rated significantly more movies they had previously scored differently ( $\eta^2 = 0.006$ ,  $p_i = 0.0034$ ,  $p_c = 0.0034$ ), with the *Collaborated* group showed the largest increase at 149% more re-rates than the *Reflected* group. Interestingly, we observed diversity drop for the *Interacted* group in user exploration, since it demonstrated significantly higher

movie view similarity than the *Reflected* group ( $\eta^2 = 0.003, p = 0.001$ ), while the *Collaborated* group view diversity remained unchanged. Finally, for user satisfaction, the average rating score from *Interacted* group was significantly higher than that from both *Reflected* and *Collaborated* groups ( $\eta^2 = 0.005, p_r = 0.001, p_c = 0.047$ ).

### 5.3 Gap Between User-Perceived and AI-Captured Interests

Post-survey quantitative responses revealed a notable gap between users' self-perceived interests and how those interests were represented by the system. As demonstrated in the right plot of Fig. 7, participants reported limited preference understanding from the self-portrait interfaces, and the AI-generated interest summary offered no obvious improvements in recommendation comprehension. Overall satisfaction remained moderate, with participants perceiving limited future utility.

Qualitative coding of the final open-ended question provided additional insight into this misalignment. Many participants felt the initial Gen-AI-generated summary failed to reflect their preferences accurately. For example, one user noted that they watched movies with others and rated them afterward. This co-viewing behavior introduced ratings that did not represent their personal tastes, thereby distorting the AI's interpretation. Others questioned the AI's reasoning ability, suggesting it "overfit" to sparse data, making overly specific inferences. Mild inaccuracies were also noted, such as unfamiliar directors appearing in summaries. Some users doubted whether highly eclectic or multidimensional interests could ever be captured, while a few expressed general skepticism toward AI personalization, describing the summary as "AI-slob" or dismissing the model as "a global averaging calculator."

Meanwhile, several participants suggested potential improvements. One proposed that the profile might be most useful for newcomers rather than long-term movie fans who already know their preferences. Another envisioned combining quantitative tag-cluster summaries with qualitative narratives. These comments highlight that users are active interpreters of algorithmic output, seeking both meaning and control.

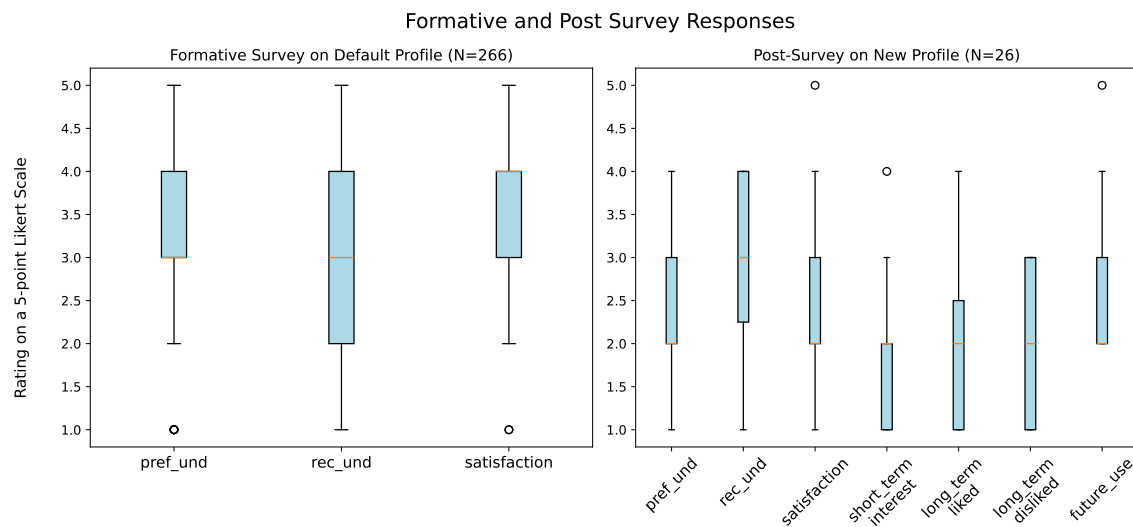


Fig. 7. Mean and standard deviation of quantitative survey responses from the formative and post-surveys. Left: User opinions on the default MovieLens profile interface. Right: Responses from users who engaged with the new interface.

#### 5.4 Case Study: Changes in User-Written Self-Portraits

To better consolidate qualitative insights, we conducted a case study comparing self-written interest descriptions from the formative and post-surveys for four participants. A notable trend was that post-survey statements tended to be more specific and articulate. For example, one user shifted from a broad reflection—*“I think I go through phases of watching different genres, with films in that genre watched back to back”*—to a more precise account: *“I prefer to watch a range of films depending on mood; mainstream comedy or suspense as long as it’s well acted, or I might follow a rabbit hole down a particular foreign director’s oeuvre.”* Another participant moved from a general wish for visualization—*“If I had a graph, or something visual, that would place my ratings in context, it would be nicer”*—to a direct expression of taste: *“I love to search for good horror movies, but I also enjoy hybrid genres and often like movies that are written and/or shot well.”* Similarly, others refined their descriptions, shifting from *“My taste includes young adult, dystopian, supernatural, fantasy, romance, romantic comedy and science fiction”* to emphasizing *“supernatural romance, fantasy, and movies... that require focus in an effort to not miss any major clues or twists.”*

This qualitative shift suggests that interacting with the human-AI collaborated reflection profile may help users express their preferences with greater clarity and detail. However, the degree of change varied; one participant, for example, moved from a broad reflective account to simply referencing specific films: *“Recently hated Ichi the Killer, but historically loved World of Kanako.”*

## 6 Discussion

As an exploratory online trial to investigate how a human-AI collaborated user profile can help movie recommender users gain better awareness of their own interests, our study reveals several key insights and opportunities for future recommender design and practice.

In response to **RQ2**, our findings show the interface enhances user awareness not by being perfectly accurate, but by serving as a catalyst for self-reflection and interest update within the system. The key insight is that the process of reviewing and editing the AI’s summary is a valuable sense-making activity. This was evident in our case study, where users articulated their tastes with greater specificity after using the profile, and in qualitative feedback where users identified nuanced reasons for inaccuracies, such as co-viewing habits. Besides, we discovered another key value of the interface: users were more willing to edit summaries they disliked compared to those they liked. This behavior is particularly important because negative feedback, while crucial for robust recommendation modeling, is often scarce in practical setting [21, 24, 33]. Consequently, the interface can function as an effective tool for collecting explicit user preferences that will benefit future personalization and model training.

Behaviorally, users who interacted and collaborated with AI to edit their interest summaries were more likely to re-rate past movies than the reflection-only group, resulting in a more active refinement of their recommendation preference. However, we have no clear evidence to explain why those who edited their interest only for once demonstrated higher average rating than those who collaborated with Gen-AI and edited more than once (Fig. 6). Since the main purpose of website is to provide movie recommendation, one of our assumption is that a single, effective user correction may be optimal for maximizing satisfaction and leaving them more time to explore the recommender, while repeated edits may offer diminishing returns and could signal to the user that the system is struggling to learn their preferences, leading to a less positive experience. Future work can further investigate the real cause behind.

Addressing **RQ3**, we found this critiquing process significantly influenced long-term user-recommender interaction patterns, although with relatively small effect size. Over the eight-week experiment, users who edited the profile showed

significant increases in engagement (more logins, views, and ratings), exploration (more diverse movie views) and reflection (more re-ratings) compared to non-interacting users, even after controlling for baseline activity and potential bias. This suggests that empowering users to regularly intervene and co-author their profiles translates into deeper and more varied interaction with the system. Also, since our experiment interface was separated from the regular recommender interaction flow, we speculate about future interfaces that can further benefit user experience from tighter integration. Potential directions include prompting users to re-rate movies when detected significant interest shift from editing, or integrating user-edited interest into recommendation pipeline to refine the items being recommended.

These findings lead to a crucial question for system design: how good does an AI summary have to be to be useful? Our study indicates that the summary does not need to be perfect. In fact, there deserves to be a type of inaccuracy that can serve as a plausible and thought-provoking starting point. With a good design to balance the degree of the discrepancy between the user's self-perception and AI-generated summary, we are producing not a failure but a feature that drives engagement. This misalignment often stems from concrete data issues like outdated ratings or shared accounts, which opens opportunities to prompt users to provide valuable corrective feedback.

Still, a notable challenge we observed is not just trust in AI, but user's reaction to the modality of the interaction. A declarative, static summary can feel like the AI is "bullying" the user with a simplistic label, leading to resistance. To foster collaboration, systems need a more tactical approach. Instead of presenting a definitive statement, the AI should invite a nuanced conversation, guiding users to elaborate on their preferences in a more interactive and exploratory manner. Moving forward, these insights point toward designing human-in-the-loop systems that prioritize interactive co-creation and critique. The opportunity lies in creating dynamic, conversational systems built on natural language profiles that adapt to preference shifts through direct user edits, as envisioned by Radlinski et al. [26]. Indeed, recent work has already demonstrated that such profiles can improve the offline accuracy of movie and book recommendations [9, 38], supporting the significant potential of this user-driven approach to personalization.

## 7 Practical and Societal Implications

Our work points to a practical shift in the design of user-facing recommender systems. Rather than pursuing a perfectly accurate summary that can be perceived as declarative and alienating, designers should aim to create interfaces that invite a dialogue. The goal is a "productively wrong" starting point that leverages misalignment to prompt user reflection and consequently engage with both AI and the system to correct outdated history data. As our findings demonstrate, this collaborative process not only improves the system's understanding but also directly translates into deeper user engagement and reflection.

On a broader level, co-creative systems foster greater algorithmic agency. By making the AI's inferences transparent and editable, these tools empower users to actively manage their digital identities rather than passively accepting algorithmic labels. This provides a tangible mechanism for users to push back against filter bubbles and steer their own discovery. As AI-generated summaries of people become more common, our work advocates for an ethical design pattern where individuals are not just subjects of AI analysis, but active collaborators with the right to review, contest, and refine their own digital portraits.

## 8 Conclusion

In this study, we introduced a human-AI collaborative interface for co-creating a user's interest profile in a movie recommender system. Through a longitudinal online trial, we demonstrated that while discrepancies persist between user-perceived and system-captured interests, the process of critiquing the AI-generated summary enhances user

self-awareness and directly leads to more engaged and reflective interaction with the recommender. Our findings highlight the value of designing AI not as a perfect expert, but as a collaborative partner that scaffolds user reflection and control, paving the way for more transparent and trustworthy recommender experiences.

## References

- [1] Krisztian Balog, Filip Radlinski, and Shushan Arakelyan. 2019. Transparent, Scrutable and Explainable User Models for Personalized Recommendation. In *Proceedings of the 42nd International ACM SIGIR Conference on Research and Development in Information Retrieval* (Paris, France) (SIGIR'19). Association for Computing Machinery, New York, NY, USA, 265–274. doi:10.1145/3331184.3331211
- [2] Seunghwan Bang and Hwanjun Song. 2025. LLM-based User Profile Management for Recommender System. arXiv:2502.14541 [cs.CL] <https://arxiv.org/abs/2502.14541>
- [3] Jiawei Chen, Hande Dong, Xiang Wang, Fuli Feng, Meng Wang, and Xiangnan He. 2023. Bias and debias in recommender system: A survey and future directions. *ACM Transactions on Information Systems* 41, 3 (2023), 1–39.
- [4] Li Chen, Guanliang Chen, and Feng Wang. 2015. Recommender systems based on user reviews: the state of the art. *User Modeling and User-Adapted Interaction* 25, 2 (2015), 99–154.
- [5] Jacob Devlin, Ming-Wei Chang, Kenton Lee, and Kristina Toutanova. 2019. BERT: Pre-training of Deep Bidirectional Transformers for Language Understanding. In *Proceedings of the 2019 Conference of the North American Chapter of the Association for Computational Linguistics: Human Language Technologies, Volume 1 (Long and Short Papers)*, Jill Burstein, Christy Doran, and Thamar Solorio (Eds.). Association for Computational Linguistics, Minneapolis, Minnesota, 4171–4186. doi:10.18653/v1/N19-1423
- [6] Paramveer S. Dhillon, Somayeh Molaei, Jiaqi Li, Maximilian Golub, Shaochun Zheng, and Lionel Peter Robert. 2024. Shaping Human-AI Collaboration: Varied Scaffolding Levels in Co-writing with Language Models. In *Proceedings of the 2024 CHI Conference on Human Factors in Computing Systems* (Honolulu, HI, USA) (CHI '24). Association for Computing Machinery, New York, NY, USA, Article 1044, 18 pages. doi:10.1145/3613904.3642134
- [7] Malin Eiband, Daniel Buschek, and Heinrich Hussmann. 2021. How to support users in understanding intelligent systems? Structuring the discussion. In *Proceedings of the 26th International Conference on Intelligent User Interfaces*. 120–132.
- [8] Jean-Yves Frigon and Louis Laurencelle. 1993. Analysis of covariance: A proposed algorithm. *Educational and Psychological Measurement* 53, 1 (1993), 1–18.
- [9] Zhaolin Gao, Joyce Zhou, Yijia Dai, and Thorsten Joachims. 2024. End-to-end Training for Recommendation with Language-based User Profiles. *arXiv preprint arXiv:2410.18870* (2024).
- [10] Maarten Grootendorst. 2022. BERTopic: Neural topic modeling with a class-based TF-IDF procedure. arXiv:2203.05794 [cs.CL] <https://arxiv.org/abs/2203.05794>
- [11] Jiajing Guo, Vikram Mohanty, Jorge H Piazentin Ono, Hongtao Hao, Liang Gou, and Liu Ren. 2024. Investigating Interaction Modes and User Agency in Human-LLM Collaboration for Domain-Specific Data Analysis. In *Extended Abstracts of the CHI Conference on Human Factors in Computing Systems* (Honolulu, HI, USA) (CHI EA '24). Association for Computing Machinery, New York, NY, USA, Article 203, 9 pages. doi:10.1145/3613905.3651042
- [12] Zhicheng He, Weiwen Liu, Wei Guo, Jiarui Qin, Yingxue Zhang, Yaochen Hu, and Ruiming Tang. 2023. A survey on user behavior modeling in recommender systems. *arXiv preprint arXiv:2302.11087* (2023).
- [13] Alessandro Hill, Kalen Goo, and Puneet Agarwal. 2025. Recommending the right academic programs: an interest mining approach using BERTopic. *Data Mining and Knowledge Discovery* 39, 3 (March 2025), 20. doi:10.1007/s10618-024-01087-y
- [14] Dietmar Jannach, Ahtsham Manzoor, Wanling Cai, and Li Chen. 2021. A survey on conversational recommender systems. *ACM Computing Surveys (CSUR)* 54, 5 (2021), 1–36.
- [15] Mathias Jesse, Christine Bauer, and Dietmar Jannach. 2023. Intra-list similarity and human diversity perceptions of recommendations: the details matter: M. Jesse et al. *User Modeling and User-Adapted Interaction* 33, 4 (2023), 769–802.
- [16] Hannah Kim, Kushan Mitra, Rafael Li Chen, Sajjadur Rahman, and Dan Zhang. 2024. MEGAnno+: A Human-LLM Collaborative Annotation System. In *Proceedings of the 18th Conference of the European Chapter of the Association for Computational Linguistics: System Demonstrations*, Nikolaos Aletras and Orphee De Clercq (Eds.). Association for Computational Linguistics, St. Julians, Malta, 168–176. <https://aclanthology.org/2024.eacl-demo.18/>
- [17] Taewan Kim, Donghoon Shin, Young-Ho Kim, and Hwajung Hong. 2024. DiaryMate: Understanding User Perceptions and Experience in Human-AI Collaboration for Personal Journaling. In *Proceedings of the 2024 CHI Conference on Human Factors in Computing Systems* (Honolulu, HI, USA) (CHI '24). Association for Computing Machinery, New York, NY, USA, Article 1046, 15 pages. doi:10.1145/3613904.3642693
- [18] Bart P Knijnenburg, Martijn C Willemsen, Zeno Gantner, Hakan Soncu, and Chris Newell. 2012. Explaining the user experience of recommender systems. *User modeling and user-adapted interaction* 22 (2012), 441–504.
- [19] Kirill Kronhardt, Sebastian Hoffmann, Fabian Adelt, and Jens Gerken. 2024. PERSONÆR - Transparency Enhancing Tool for LLM-Generated User Personas from Live Website Visits. In *Proceedings of the International Conference on Mobile and Ubiquitous Multimedia (MUM '24)*. Association for Computing Machinery, New York, NY, USA, 527–531. doi:10.1145/3701571.3703373
- [20] Anisio Lacerda and Nivio Ziviani. 2013. Building user profiles to improve user experience in recommender systems. In *Proceedings of the Sixth ACM International Conference on Web Search and Data Mining* (Rome, Italy) (WSDM '13). Association for Computing Machinery, New York, NY, USA, 759–764. doi:10.1145/2433396.2433492

- [21] Ziyang Liu, Chaokun Wang, Shuwen Zheng, Cheng Wu, Kai Zheng, Yang Song, and Na Mou. 2025. Pone-GNN: integrating positive and negative feedback in graph neural networks for recommender systems. *ACM Transactions on Recommender Systems* 3, 2 (2025), 1–23.
- [22] Hongyu Lu, Weizhi Ma, Yifan Wang, Min Zhang, Xiang Wang, Yiqun Liu, Tat-Seng Chua, and Shaoping Ma. 2023. User perception of recommendation explanation: Are your explanations what users need? *ACM Transactions on Information Systems* 41, 2 (2023), 1–31.
- [23] Ewa Maslowska, Edward C Malthouse, and Linda D Hollebeek. 2022. The role of recommender systems in fostering consumers' long-term platform engagement. *Journal of Service Management* 33, 4/5 (2022), 721–732.
- [24] Yunzhu Pan, Chen Gao, Jianxin Chang, Yanan Niu, Yang Song, Kun Gai, Depeng Jin, and Yong Li. 2023. Understanding and modeling passive-negative feedback for short-video sequential recommendation. In *Proceedings of the 17th ACM conference on recommender systems*. 540–550.
- [25] Pearl Pu, Li Chen, and Rong Hu. 2012. Evaluating recommender systems from the user's perspective: survey of the state of the art. *User Modeling and User-Adapted Interaction* 22 (2012), 317–355.
- [26] Filip Radlinski, Krisztian Balog, Fernando Diaz, Lucas Dixon, and Ben Wedin. 2022. On Natural Language User Profiles for Transparent and Scrutable Recommendation. In *Proceedings of the 45th International ACM SIGIR Conference on Research and Development in Information Retrieval* (Madrid, Spain) (SIGIR '22). Association for Computing Machinery, New York, NY, USA, 2863–2874. doi:10.1145/3477495.3531873
- [27] Arpit Rana, Scott Sanner, Mohamed Reda Bouadjenek, Ronald Di Carantonio, and Gary Farmaner. 2024. User Experience and the Role of Personalization in Critiquing-Based Conversational Recommendation. *ACM Trans. Web* 18, 4, Article 43 (Oct. 2024), 21 pages. doi:10.1145/3597499
- [28] Matthew Sidji, Wally Smith, and Melissa J. Rogerson. 2024. Human-AI Collaboration in Cooperative Games: A Study of Playing Codenames with an LLM Assistant. *Proc. ACM Hum.-Comput. Interact.* 8, CHI PLAY, Article 316 (Oct. 2024), 25 pages. doi:10.1145/3677081
- [29] Nava Tintarev and Judith Masthoff. 2010. Designing and evaluating explanations for recommender systems. In *Recommender systems handbook*. Springer, 479–510.
- [30] Chun-Hua Tsai and Peter Brusilovsky. 2021. The effects of controllability and explainability in a social recommender system. *User Modeling and User-Adapted Interaction* 31 (2021), 591–627.
- [31] Jesse Vig, Shilad Sen, and John Riedl. 2011. Navigating the tag genome. In *Proceedings of the 16th international conference on Intelligent user interfaces*. 93–102.
- [32] Dakuo Wang, Elizabeth Churchill, Pattie Maes, Xiangmin Fan, Ben Shneiderman, Yuanchun Shi, and Qianying Wang. 2020. From Human-Human Collaboration to Human-AI Collaboration: Designing AI Systems That Can Work Together with People. In *Extended Abstracts of the 2020 CHI Conference on Human Factors in Computing Systems* (Honolulu, HI, USA) (CHI EA '20). Association for Computing Machinery, New York, NY, USA, 1–6. doi:10.1145/3334480.3381069
- [33] Yueqi Wang, Yoni Halpern, Shuo Chang, Jingchen Feng, Elaine Ya Le, Longfei Li, Xujian Liang, Min-Cheng Huang, Shane Li, Alex Beutel, et al. 2023. Learning from negative user feedback and measuring responsiveness for sequential recommenders. In *Proceedings of the 17th ACM Conference on Recommender Systems*. 1049–1053.
- [34] Wanqi Xue, Qingpeng Cai, Zhenghai Xue, Shuo Sun, Shuchang Liu, Dong Zheng, Peng Jiang, Kun Gai, and Bo An. 2023. Prefrec: Recommender systems with human preferences for reinforcing long-term user engagement. In *Proceedings of the 29th ACM SIGKDD Conference on Knowledge Discovery and Data Mining*. 2874–2884.
- [35] Ping Yang, Yan Song, and Yang Ji. 2015. Tag-based user interest discovery through keywords extraction in social network. In *Big Data Computing and Communications*, Yu Wang, Hui Xiong, Shlomo Argamon, XiangYang Li, and JianZhong Li (Eds.). Springer International Publishing, Cham, 363–372. doi:10.1007/978-3-319-22047-5\_29
- [36] Rui Yu, Sooyeon Lee, Jingyi Xie, Syed Masum Billah, and John M. Carroll. 2024. Human-AI Collaboration for Remote Sighted Assistance: Perspectives from the LLM Era. *Future Internet* 16, 7 (2024). doi:10.3390/fi16070254
- [37] Qian Zhao, F Maxwell Harper, Gediminas Adomavicius, and Joseph A Konstan. 2018. Explicit or implicit feedback? Engagement or satisfaction? A field experiment on machine-learning-based recommender systems. In *Proceedings of the 33rd Annual ACM symposium on applied computing*. 1331–1340.
- [38] Joyce Zhou, Yijia Dai, and Thorsten Joachims. 2024. Language-Based User Profiles for Recommendation. arXiv:2402.15623 [cs.CL] <https://arxiv.org/abs/2402.15623>

## Appendices

---

**Formative Survey Questions**


---

- Q1. Are you aware of the "about your ratings" page on MovieLens?
- Q2. How useful do you find the information on this page for understanding your preferences?
- Q3. How easy is it for you to understand why certain movies are recommended to you, based on your rating profile?
- Q4. How satisfied are you with your current rating profile?
- Q5. Based on your profile, can you write a short paragraph describing your taste in movies? You might include preferred genres, themes, or notable films or plots you enjoy.
- Q6. If you could make new changes to your user profile, what new components or features would you wish to see? Please list and describe your ideas if applicable.
- 

Table A1. Formative Survey Questions

---

**Post Survey Questions**


---

- Q1. In the past several weeks, did you check out the "Your Interest Summary" page on MovieLens? (If No, survey ends)
- Q2. How useful do you find the information on the "Your Interest Summary" page for understanding your preferences?
- Q3. How easy is it for you to understand why certain movies are recommended to you, based on your interest summary profile?
- Q4. How satisfied are you with the interest summary profile?
- Q5. In the "Self Portrait" section, you have seen three sections of editable text summary. How would you rate the "What you liked recently" summary?
- Q6. How would you rate the "Some long-term interests" summary?
- Q7. How would you rate the "Looks like you do not enjoy..." summary?
- Q8. How often would you use the "Your Interest Summary" page if it became a future feature on the MovieLens website?
- Q9. Based on your understanding of your interest, can you write a short paragraph describing your taste in movies again? You might include preferred genres, themes, cast, or notable films or plots you enjoy.
- Q10. What else would you like us to know about your experience with the interest summary page?
- 

Table A2. Post Survey Questions used in study



Metric	ANOVA	Ref-Int	Ref-Col	Int-Col
movie_view_count	0.0884	0.1109	0.5517	0.8332
rating_count	0.0003***	0.0080**	0.0123*	0.9879
login_count	0.0000***	0.0000***	0.0000***	0.9705
session_length	0.0000***	0.0000***	0.0000***	0.0848
rated_movie_div	0.0497*	0.0427*	0.1740	0.9880
viewed_movie_div	0.0151*	0.0125*	0.1166	0.9419
rerate_total	0.0000***	0.0000***	0.0000***	0.7711
avg_rating	0.1423	0.2248	0.1458	0.9999

Table A3. Pre-experiment ANOVA and pairwise p-values on log analysis metrics. Ref stands for reflected, Int stands for interacted, and Col stands for collaborated group. Significance levels are denoted by: \* for  $p < 0.05$ , \*\* for  $p < 0.01$ , and \*\*\* for  $p < 0.001$ .

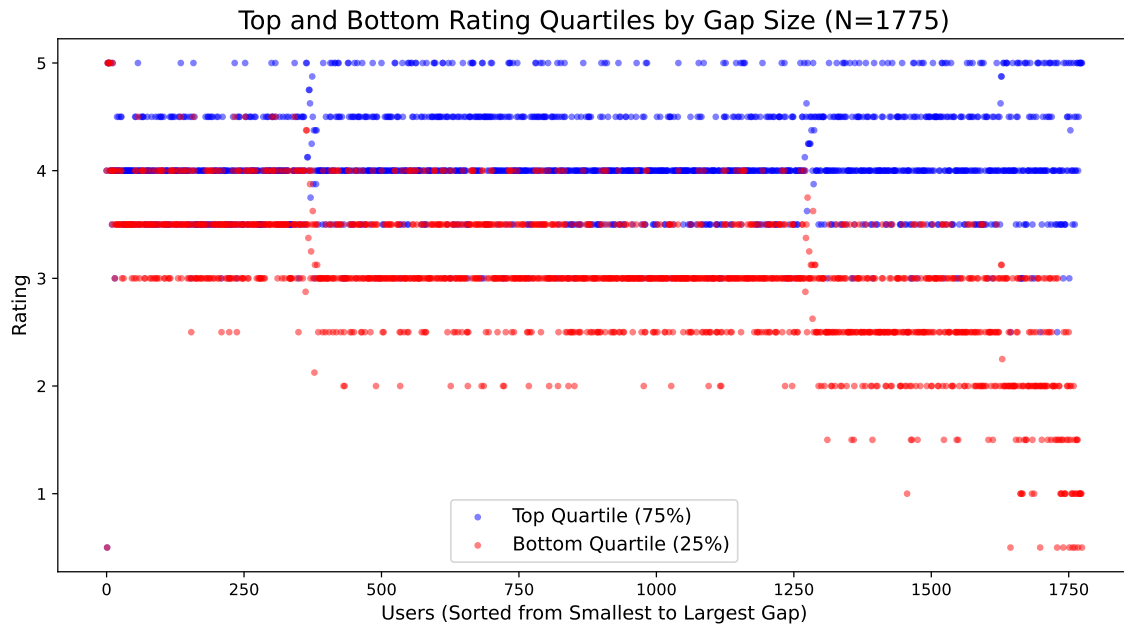


Fig. A1. Top and bottom rating quartile cut-off for qualified user long-term liked and disliked summary generation.

Keys	Prompt	Representative_Docs (from Bertopic)	AI-generated Summary
<b>{key_1}: likes {key_2}: highly</b>	<p>You are a movie critic that helps users understand what movies they *{key_1}*.</p> <p>The input data contains a column called Representative_Docs that represents the tags of *{key_2}* rated movie by the user.</p>	<p>[World War I, comedy romance, war movie],</p> <p>[beautiful cinematography, great animation, beautiful animation],</p>	<p>- Movies that have received Oscar nominations are typically recognized for outstanding acting and storytelling.</p> <p>- Films that showcase beautiful animation often highlight stunning cinematography and creative filming techniques.</p>
<b>{key_1}: dislikes {key_2}: lowly</b>	<p>Your job is to summarize what this user *{key_1}* about movies based on the information in the Representative_Docs column. Generate one bullet pointed sentence for each list in the Representative_Docs column based on the tags in that list. The number of sentences is *required* to be the same as the number of lists in the column Representative_Docs. Do not mention "the user" and try to avoid repeated words. You can start each sentence with "Movies that ...." or "Films that ..."</p>	<p>[black and white, Trilogy of the Imagination, black power],</p> <p>[Based on a comic book, bad plot, bad to good],</p> <p>[great acting, Michael Jackson, No John Williams music],</p> <p>[backwards time travel, time paradox, time travel]</p>	<p>- Movies that feature black and white visuals or explore themes of black power may not resonate well.</p> <p>- Films that are based on comic books often suffer from poor plot development and inconsistent storytelling.</p> <p>- Productions that lack strong musical scores, especially those not featuring iconic composers like John Williams, can detract from the overall experience, even if they have great acting.</p> <p>- Stories involving complex concepts like backwards time travel or time paradoxes may be perceived as confusing or poorly executed.</p>

(a) Initial long-term interest prompt and output example for both liked and disliked summary generation.

Type	Prompt
Short-term recent movie interest generation	<p>You will be given 5 sentences describing movies user has rated in the past year.          [Optional, only if user modified their short-term summary before] You will also get user's self-written summary of their movie taste.          Summarize the user's movie interest summary in second person.</p> <ul style="list-style-type: none"> <li>genres: {summary_genres},</li> <li>actors: {summary_actors},</li> <li>directors: {summary_directors},</li> <li>release year: {summary_release_year},</li> <li>languages: {summary_language},</li> <li>[Optional] user's self-written movie taste: {user_self_interest}</li> </ul>
Long-term interest generation w/ user-modified context. {key} can be <u>like</u> or <u>dislike</u> .	<p>You are a movie critic that helps users understand what movies they {key}.</p> <p>You will be given two pieces of text. The first one is user's self-written summary of their movie taste. The second one is generated by a movie critic who knows about this user's interest.</p> <p>Your job is to summarize what this user *{key}* about movies based on the two pieces of information. Do not mention "the user" and try to avoid repeated words.</p> <p>You can start each sentence with "Movies that ...." or "Films that ..."</p> <p>- text 1: {user_self_interest}</p> <p>- text 2: {summary}</p>

(b) Short-term interest prompt and long-term summary generation examples with user editing context.

Fig. A2. User interest prompt examples

Minor correction on long-term liked summary	AI-Generated	<ul style="list-style-type: none"> <li>- Movies that feature the unique animation style of Aardman and showcase performances by Alan Rickman are appreciated.</li> <li>- Films that include Michael Peña and explore the adventures of Nick and Nora Charles, including their series, are favored.</li> <li>- Movies that are adaptations of books, have won Oscars for original scores, and are based on true stories are enjoyed.</li> </ul>
	User-Edited	<ul style="list-style-type: none"> <li>- Movies that feature the unique animation style of Aardman and showcase performances by Alan Rickman are appreciated.</li> <li>- Films that <del>include Michael Peña and</del> explore the adventures of Nick and Nora Charles, including their series, are favored.</li> <li>- Movies that are adaptations of books, have won Oscars for original scores, and are based on true stories are enjoyed.</li> </ul>
Major editing on long-term disliked summary	AI-Generated	<ul style="list-style-type: none"> <li>- Movies that feature Robin Williams or Harry Potter are often disliked.</li> <li>- Films that include David Bowie, John Cusack, or Kevin Smith tend to be unappealing.</li> <li>- Movies with strong female characters or leads are frequently viewed unfavorably.</li> <li>- Films that are not true to the book, have a bad plot, or are based on a book are generally disapproved.</li> </ul>
	User-Edited	<ul style="list-style-type: none"> <li>- Movies that feature <del>Robin Williams</del> or Harry Potter are often disliked.</li> <li>- <del>Films that include David Bowie, John Cusack, or Kevin Smith tend to be unappealing.</del></li> <li>- <del>Movies with strong female characters or leads are frequently viewed unfavorably.</del></li> <li>- Films that <del>are not true to the book,</del> have a bad plot, <del>or are based on a book</del> are generally disapproved.</li> </ul>
Whole new explanation on recent interest	AI-Generated	Based on your movie ratings over the past year, it seems you have a strong interest in Comedy, Drama, and Action films. You often enjoy performances by actors like Bobby Moynihan, Eric André, and Shane Sweet. Your favorite directors include Ricky Gervais, Matthew Robinson, and Marc Webb, indicating a preference for their unique storytelling styles. Most of the films you've rated are from the 2020s, 2000s, and 2010s, suggesting you appreciate both contemporary and more recent classics. Additionally, you tend to watch movies primarily in English, with some interest in Español and Français films.
	User-Edited	I was recently watching movies with my girlfriend. She's not a fan of films with intelligent, deep plots, fantasy worlds, or good action, nor does she like classic animation. So I was interested in comedies or mild science fiction films that are easygoing, have adventure but not overly complex plots, and, if possible, include social commentary.

Fig. A3. Different summary-level modification examples