

WARC-BENCH: WEB ARCHIVE BASED BENCHMARK FOR GUI SUBTASK EXECUTIONS

Sanjari Srivastava, Gang Li, Cheng Chang, Rishu Garg, Manpreet Kaur, Charlene Y. Lee, Yuezhang Li, Yining Mao, Ignacio Cases, Yanan Xie, Peng Qi

Uniphore

{sanjari.srivastava, gang.li, cheng.chang}@uniphore.com

ABSTRACT

Training web agents to navigate complex, real-world websites requires them to master *subtasks*—short-horizon interactions on multiple UI components (e.g., choosing the correct date in a date picker, or scrolling in a container to extract information). We introduce WARC-Bench (Web Archive Benchmark), a novel web navigation benchmark featuring 438 tasks designed to evaluate multimodal AI agents on subtasks. WARC-Bench enables sandboxed interactions with dynamic and realistic webpages using Web ARChive files. We show that WARC-Bench is challenging for leading computer-use models, with the highest observed success rate being 64.8%. To improve open source models on subtask, we explore two common training techniques: supervised fine-tuning (SFT) and reinforcement learning with verifiable rewards (RLVR). Experiments show that SFT models obtain a 48.8% success rate on the benchmark. Training with RLVR over SFT checkpoints, even in data-scarce settings, improves the score to 52.8% on WARC-Bench, outperforming many frontier models. Our analysis concludes that mastering these subtasks is essential for robust web planning and navigation, and is a capability not extensively evaluated by existing benchmarks.

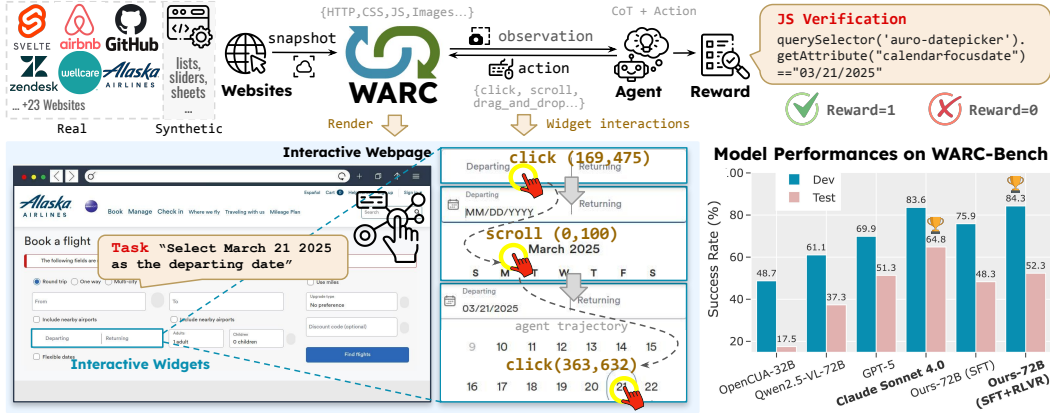


Figure 1: Overview of WARC-Bench. We record real and synthetic websites as Web Archive files to create interactive web environments for evaluating subtask execution and widget interactions in GUI Agents. WARC-Bench uses programmatic reward functions for automatic evaluation. Subtasks remain challenging for frontier models. Our model trained via SFT and RLVR achieves state-of-the-art results among open-source models.

1 INTRODUCTION

Autonomous agent systems that can execute complex web-based tasks (Gao et al., 2024; Ning et al., 2025) have attracted a lot of research interests and investment recently. Agentic web navigation presents significant challenges, which researchers have approached from multiple angles (Gao et al., 2024). At one end of the spectrum, single-step visual grounding focuses on the ability to map

textual descriptions to precise pixel coordinates within images (e.g. “Output the pixel coordinates of the button ‘Japanese’ under language options”) (Cheng et al., 2024; Liu et al., 2024). On the other end, comprehensive web navigation benchmarks such as WebArena (Zhou et al., 2023) and Mind2Web (Deng et al., 2023a) are created to assess the performance of web agents in solving complex multi-step and long-horizon browser-based workflows (e.g. “Place an order for a pair of green women’s Levi’s jeans under \$50 on Amazon.”).

Complex browser-based tasks typically involve constituent steps, like exploring the webpage via scrolling, interacting with UI widgets (dropdowns, date pickers, menu bars, etc.), extracting information, or recovering from navigational errors. To our knowledge, this intermediate level of agentic complexity remains unaddressed in existing realistic GUI benchmarks. In this work, we focus on investigating agent performance on these intermediate **subtasks** — i.e., **smaller workflow components that correspond to simple natural language instructions** within a larger web browsing task. Subtasks typically involve multiple primitive UI actions, such as click, scroll, type, and mouse move. Some examples include “Select 10/10/2025 as the start date” or “Reply to the comment with a ‘Thank you’ in bold font”.

To this end, we develop **WARC-Bench** (Web **AR**chive **B**enchmark), a novel benchmark designed to evaluate the accuracy of multimodal AI agents in executing subtasks on web browsers. We provide realistic web environments that fully replicate real-world websites, and serve them for Web agents to interact with and complete tasks. To achieve this, WARC-Bench uses Web Archive (WARC) files to record and replay websites in a Chromium-based browser, allowing web agents to interact with the webpage flexibly. Our benchmark dataset consists of (a) WARC based **web environments**, (b) per-task **subtask goal** in natural language, and (c) per-task programmatic (thus, deterministic) **reward function**. The verifiable reward functions are used to measure task completion at the end of the trajectory. This makes the evaluation independent of the particular path an agent takes to complete the task. WARC-Bench contains a manually labeled test set of 200 real-world examples, and a train/development set of 1059/238 examples consisting of synthetic and real-world subtasks.

We use WARC-Bench to evaluate leading large vision-language models (VLMs) and computer-use agents on subtask execution in realistic websites. We find that WARC-Bench poses a significant challenge to current large foundation models. Specifically, Anthropic’s Claude-4.0-Sonnet model¹ achieves the highest performance, with **64.8%** task completion on the test set, followed by OpenAI’s GPT-5² at 51.3%. Open-source models lag considerably behind, with Qwen-2.5VL-72B (Bai et al., 2025) achieving the best performance among them at 37.3%.

To improve open source models, we construct synthetic datasets to fine-tune Qwen2.5-VL (Bai et al., 2025) family of models on subtask execution. Our 72B model trained with Supervised Fine-Tuning (SFT) and Reinforcement Learning with Verifiable Rewards (RLVR) achieves **52.3%** accuracy on the test set, significantly outperforming other open-source models and most frontier closed-source models. We also conduct comparative analysis of the models on other GUI navigation benchmarks like WebArena (Zhou et al., 2023), Screenspot V2 (Wu et al., 2024) and MiniWoB++ (Liu et al., 2018a), highlighting the unique contributions of the WARC-Bench to GUI agents research.

To summarize, the key contributions of this paper are three-fold:

- We introduce the concept of GUI **subtasks** - short-horizon tasks that constitute broader browser-based workflows. We create **WARC-Bench**, a novel, lightweight, extensible benchmark that, to the best of our knowledge, is the first Web-Archive file based benchmark designed to measure GUI subtask completion accuracy. Our analysis shows that subtasks constitute a unique skill that is not adequately represented in existing visual grounding or long-horizon web navigation benchmarks.
- We find that WARC-Bench poses a challenge to state-of-the-art large foundation models, with Anthropic’s Claude-Sonnet 4.0 achieving the highest success rate of 64.8%.
- We explore SFT and RLVR to train competitive 7B/72B parameter models that outperform open-source and many leading closed-source computer-use models on subtask execution. Specifically, we demonstrate that RLVR with synthetic subtasks can improve agent performance on real-world subtasks, with enhanced visual grounding capabilities, better exploration, and contextual awareness.

¹<https://www.anthropic.com/news/claude-4>

²<https://openai.com/index/introducing-gpt-5>

Dataset	#Tasks (Templates)	Interactive Envs	Task Isolation	Deterministic End State Rewards	Diverse Observation Space	Scalable Design
Multimodal-Mind2Web	1013 (—)	✗	✓	✗	✓	✗
Online-Mind2Web	300 (136)	✓	✗	✗	✓	✗
WebArena	812 (241)	✓	✗	✓	✓	✗
OSWorld	369 (—)	✓	✓	✓	✓	✗
WARC-Bench	438 (—)	✓	✓	✓	✓	✓

Table 1: Comparison of Multimodal Benchmarks for Web Task Performance of GUI Agents. (—) templates indicate that all benchmark tasks are unique.

2 WARC-BENCH: WEB ARCHIVE BASED ENVIRONMENTS FOR TESTING SUBTASK EXECUTION BY GUI AGENTS

Our work seeks to address a gap between visual grounding and complex web navigation - specifically, short-horizon tasks that consist of more than one primitive UI action that appear as a functionally singular instruction to humans. We call such tasks **GUI subtasks**. They satisfy the following constraints.

- They achieve a self-contained and unambiguous goal using browser-based actions;
- They can be completed by a human within 1-20 atomic UI actions (Table 5).

GUI Subtasks require skills such as navigating menu options, setting dates on datepickers, scrolling a webpage to perform entity extraction, filling form fields, editing spreadsheet cells, and setting values on drag-and-drop slider bars, among many others. Compositional frameworks such as Agent-S2 ((Agashe et al., 2025)) achieve strong performance on complex tasks by breaking them down into subtasks. This provides evidence that specialist models with high subtask accuracy can yield substantial improvements in general, long-horizon GUI agents as well. Our objective is to systematically examine the capability of leading large VLMs in completing such subtasks by constructing a new benchmark called WARC-Bench.

WARC-Bench is an extensible GUI agent evaluation suite containing realistic, interactive, and lightweight web environments that can be used to perform a wide spectrum of short-horizon tasks. We require that our web environments capture real-life, complex UI widgets and densely populated webpages. To do so, we rely on **Web Archive** (WARC³) files to render interactive websites within our evaluation suite. Web Archives are snapshots that can preserve the complete state of the website during the period of recording. They enable high-fidelity replay of archived webpages by recording assets like HTML, CSS and JavaScript (JS) files, embedded contents like images/videos and even HTTP headers and metadata for replicating network calls. The recorded trajectories are fully replayable, resulting in an realistic and interactive clone of the webpage. This is uniquely well-suited to evaluating and training agents on short-horizon tasks. Replaying WARC files instead of live websites also makes the benchmark easy and fast to run.

Using web archives as benchmark environments has the following advantages (Table 1):

High fidelity with real websites - WARCs allow us to exactly replicate websites.

Task isolation - Each task run uses a unique copy of an archived benchmark environment. This ensures proper isolation and sandboxing for each task. Using WARC files also prevents us from making any real write operations on actual websites while running the benchmark.

Scalable design - The benchmark is designed to be extensible and easy to evaluate. Unlike prior works that are constrained by simulated environments (*e.g.* WebArena, OSWorld), adding a new environment to WARC-Bench simply means adding a new web recording to the test suite.

We develop a lightweight WARC replayer that can simulate the archived website in a Chromium-based automated browser created using Playwright.⁴ This is conceptually similar to existing tools like ReplayWeb.page⁵ that allow replaying web archives in the browser. WARC-Bench tasks are runnable as Gym (Brockman et al., 2016) environments, facilitating easy integration into existing evaluation and training frameworks like BrowserGym (de Chezelles et al., 2025) and Volcano-Engine Reinforcement Learning library for Agents (*verl-agent* by Feng et al. (2025)).

³[https://en.wikipedia.org/wiki/WARC_\(file_format\)](https://en.wikipedia.org/wiki/WARC_(file_format))

⁴<https://github.com/microsoft/playwright>

⁵<https://github.com/webrecorder/replayweb.page>




Figure 2: Statistics and Distribution of Subtasks in WARC-Bench. Each task in WARC-Bench can belong to multiple subtask categories, here we illustrate the category coverage in the figure on the right.

Limitations of WARC-based environments: Any webpage interactions that were not recorded or cannot be rendered from the stored HTML/JS contents are not replayable. If all assets required to access the target URI are found, the webpage can be rendered exactly the same as the original page, otherwise our replay server displays an error. Websites that use Cloudflare or block robots are also often not archivable. The HTML/JS contents are sometimes indexed against URIs containing fields like timestamps, random numbers or session IDs that require careful handling during replays.

2.1 TASK BREAKDOWN

In this section, we dive into the details of the tasks present in WARC-Bench and the data collection strategies we used to assemble this benchmark. Each task within WARC-Bench dataset consists of the following components: (1) **Environment**: A realistic web environment in which the agent operates. Each environment is backed by a single WARC file, with additional specifications including the starting URL, and optionally the timestamp of when the WARC file was captured. (2) **Goal**: An *unambiguous, natural language* description of the subtask that the agent must perform within the web environment. Given the goal, the agent should either explore the current webpage to determine a correct next action or choose when to terminate the trajectory. The goal should result in a deterministic and unique end-state of the webpage. Some example subtask goals are, ‘Enter “MacBook Pro” in cell A1’ or ‘Select 02/03/2025 (mm/dd/yy format) as the start date’. (3) **Evaluator**: Code-based evaluation criteria that determines the trajectory level reward. Each evaluator is defined by the *evaluator type* and an *evaluator function*, enabling deterministic measure of the task success. We support 4 evaluator types - (a) JS function-based evaluator, (b) URL matcher, (c) String matcher, and (d) JSON matcher. The latter two evaluators are primarily used for information seeking tasks. Examples include, `document.querySelector('#riskslider').value=='4'` (JS Evaluator) or `{'total_tow_fee': 657}` (JSON Matcher).

2.2 DATA COLLECTION METHODS

To determine which GUI subtasks to include in the benchmark, we compile a list of 15 common subtask categories that likely require multi-step interactions within webpages (see Figure 2). We then select 29 real-world websites that are recordable as web archives and have a good representation of our task categories. The websites we selected include *Github*, *Zoho Desk*, *Zendesk*, *Kaiser Permanente*, *Google Earth*, *Scrimba*, etc. The goals and evaluator functions for real websites are collected by the authors manually.

We also create 62 synthetic websites through an LLM-based pipeline that can create HTML pages with a diverse representation of interesting UI widgets. This approach has also been explored in concurrent works like FormFactory (Li et al., 2025). The LLM-based pipeline lets us automatically and cheaply generate environments, task goals, and evaluator functions for the benchmark. The goals and evaluator functions generated in this manner still need to be manually vetted for feasibility and correctness, but the process is a lot faster than end-to-end manual data labeling.

We create a total of 1497 subtasks (1059 training, 238 development, 200 test) on the collected environments for WARC-Bench. We constrain the test dataset (200 tasks) to only use real web environments, while the development set contains a mix of 60 real and 178 synthetic tasks. We also generate an illustrative, synthetic training set for online reinforcement learning. We observe that agent performance is lower on real tasks when compared to synthetically generated tasks, un-

underscoring the need for including manually collected, high quality test websites in web navigation benchmarks (Table 2).

3 WEB AGENTS FOR SUBTASKS

In this section, we formalize the concept of AI Agents for computer-use and web navigation (web agents) and introduce Subtask Vision Agent (SVA) – a generalist VLM based web agent we created for subtasks. We also go over leading computer-use models that we evaluate with WARC-Bench.

3.1 FORMULATION

Given a website (*e.g.* www.dmv.ca.gov) and a goal (*e.g.* “*Set the language of the page to Portuguese*”), we define a web agent to be a software program that can autonomously generate a sequence of actions and complete the goal on a graphical user interface (*e.g.* web browser on desktop/mobile). Since a website typically transforms once an atomic action (Table 5) is performed on it, a web agent usually observes the state of environment, and greedily predicts the best atomic action that brings it closer to achieving the goal (Qin et al., 2025; Yao et al., 2023). It also terminates the trajectory once the task is complete or is deemed infeasible. Thus, we can formalize the task completion problem by web agents as: at each step of the trajectory, given an initial goal, an observation of the current environment, an action space, and a history of previous observations and model decisions, find the optimal next action that would eventually result in the success of the task.

3.2 SUBTASK VISION AGENT (SVA)

In order to evaluate and compare the proficiency of vision-language models⁶ at subtask execution, we design a simple yet powerful web agent called Subtask Vision Agent (SVA) (Figure 3). At each step of the subtask trajectory, SVA takes in the *goal*, current *screenshot* of the webpage, the *action space*, and a *history* of previous steps. It then produces a Chain-of-Thought (CoT) and the next action within the response. The complete system and user prompt of the agent and CoT questions can be found in Appendices E and F.

SVA uses only screenshots to observe the state of the webpage. This makes textual representation of the webpage such as accessibility trees and HTML DOM redundant. Furthermore, text observations are lengthy and can exceed the context limit of certain models. Modern HTML websites use complex visual elements like icons, widgets, and canvas-based rendering, making screenshots a more faithful representation of the interface than text. The approach of using vision-only observations aligns with the methodologies employed by all major vision-language agents mentioned in Section 3.3.

The history provided to the agent has the screenshots and the model responses at previous steps of the trajectory (more details in Appendix E). We limit the length of the history observed by the backbone model to 5.

We include a minimal API action space in the system prompt with eight (8) types of actions: *click*, *complete*, *drag_and_release*, *hover*, *key_press*, *scroll*, *type*, *wait*. The action space descriptions provided to the agent can be found in Appendix F. We use BrowserGym (de Chezelles et al., 2025)⁷ as the underlying engine to interact with the browser.

We find that SVA is an effective agent design with high task completion performance despite using significantly lower tokens and fewer trajectory steps on average as opposed to other computer-use agents (Table 2, Figure 5).

3.3 EXISTING AGENT DESIGNS

For baseline experiments, we evaluate 4 proprietary computer-use agents – Anthropic’s Computer-Use agent (Claude CUA)⁸, OpenAI’s Computer-Using Agent (OpenAI CUA)⁹, Bytedance’s open

⁶We do not focus on text-only Large Language Models in this work.

⁷<https://github.com/ServiceNow/BrowserGym>

⁸<https://docs.anthropic.com/en/docs/agents-and-tools/tool-use/computer-use-tool>

⁹<https://platform.openai.com/docs/guides/tools-computer-use>

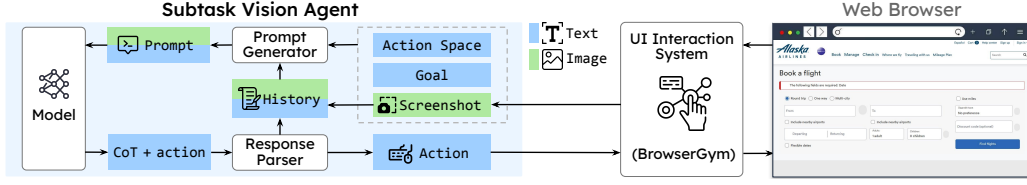


Figure 3: Diagram of the Subtask Vision Agent (SVA) design.

source computer-use model UI-TARS 1.5 7B (Qin et al., 2025) and the open-source OpenCUA computer-use models by Wang et al. (2025). All these computer-use models contain their respective, pre-defined action spaces. All four agent designs follow an *observe-predict-act* loop, i.e., fetching observations from the web environment followed by selecting the next best action until task completion. The actuation of predicted action for all CUA agents is implemented by us using BrowserGym. We provide the prompt used in the agentic evaluation of these models in Appendices G and H.

4 EXPERIMENTS

To find whether subtask execution is challenging for foundational models, we perform extensive evaluations using the development and test splits of WARC-Bench. We evaluate open-source, proprietary, and computer-use models from ByteDance, OpenAI, and Anthropic with their recommended agent design as well as with the Subtask Vision Agent (SVA).

We discover that GUI subtasks are especially challenging for smaller and medium-scale open-source VLMs. To address this, we train Qwen2.5VL family of models by Bai et al. (2025) (7B and 72B parameters) with curated training datasets to enhance subtask accuracy. All our models are trained with the SVA prompt architecture. All the screenshots used in the web state observation and the past history, are of the resolution 1280x720 pixels each.

Distillation from Teacher Model Trajectories: We created a large scale SFT dataset using a novel and scalable subtask trajectory crawling framework. This allows us to collect around 12k unique trajectories using teacher models with strong UI interaction capabilities. These trajectories are used to distill grounding, planning, error correction, and reward modeling capabilities into the Qwen2.5-VL models. The sources for websites used for trajectory collection include – Common Crawl¹⁰, webpages for UI component libraries, and synthetically created websites.

Reinforcement Learning with Verifiable Rewards: As described in Section 2.2, we develop a LLM based data synthesis pipeline to automatically create WARC-Bench tasks – including synthetic webpages, subtask goals and evaluation rules. This approach is used to create an illustrative training dataset of Gym-environment based subtasks (1059 tasks). To improve on the supervised fine-tuned model, we further apply Proximal Policy Optimization (PPO) algorithm (Schulman et al., 2017) to learn from the agent rollouts with environment feedback directly. At each training step, the agent generates rollouts on a batch of tasks. We use a simple reward scheme where the agent gets a positive reward 10 for successful trajectories and 0 for failed or truncated trajectories due to exceeding max steps. The list of hyperparameters can be found in Appendix C.

5 RESULTS AND ANALYSIS

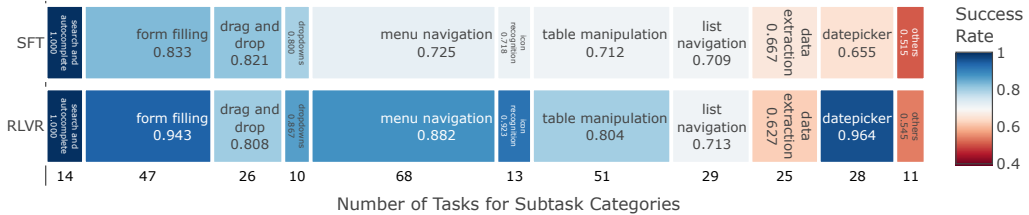
Table 2 shows the main results of various model-agent combinations evaluated on WARC-Bench. Our main findings are: **(1) WARC-Bench is a challenging benchmark for leading frontier models.** While Claude-based agents show superior performance to other computer-use agents and models, the best Claude model only achieves 64.83% success rate on the benchmark, leaving significant room for future improvement. **(2) SVA is a simple yet competitive agent design.** With the same family of frontier models, GUI agents based on the SVA design significantly outperform their dedicated computer-use agent counterparts, including proprietary ones. **(3) Distilling from strong**

¹⁰<https://commoncrawl.org/>

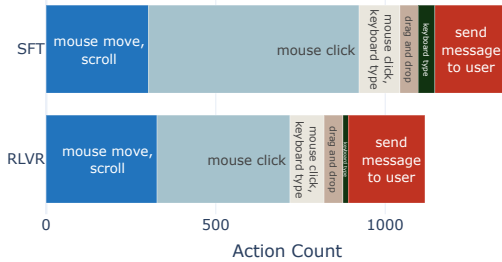
Model	Accuracy (%)			
	Dev[SYNTHETIC]	Dev[REAL]	Dev[TOTAL]	Test
OpenAI computer-use-preview (2025-03-11) ^{CUA}	62.17	49.44	58.96	33.83
GPT-4o (2024-11-20)	7.87	14.51	9.54	9.17
GPT-5 (2025-08-07)	72.66	61.67	69.89	51.33
Claude Sonnet 4.0 (2025-05-14) ^{CUA}	79.92	76.11	78.96	47.17
Claude Sonnet 3.7 (2025-02-19)	82.96	78.89	81.93	59.83
Claude Sonnet 4.0 (2025-05-14)	<u>84.27</u>	81.67	<u>83.61</u>	64.83
Qwen2.5-VL 7B	16.85	11.67	15.54	4.67
UI-Tars 1.5 7B ^{CUA}	44.01	26.55	39.66	10.33
OpenCUA 7B ^{CUA*}	48.03	41.67	46.43	14.00
Ours-7B-SFT	70.60	<u>54.49</u>	66.54	27.33
Ours-7B-RLVR (SFT+RLVR)	<u>78.09</u>	<u>54.44</u>	<u>72.13</u>	<u>29.17</u>
OpenCUA 32B ^{CUA*}	51.12	41.67	48.74	17.50
Qwen2.5-VL 72B	64.23	51.67	61.06	37.33
Ours-72B-SFT	78.23	68.89	75.88	48.33
Ours-72B-RLVR (SFT+RLVR)	87.64	<u>78.33</u>	84.31	<u>52.33</u>

Table 2: Trajectory-Level Success Rates on WARC-Bench. Small VLMs (7B params) are in gray. Results are divided into closed (top) vs. open-source (bottom) models. ^{CUA} indicates models evaluated with the provider’s computer-use agent. All other models use SVA. Values are averages across 3 runs; however * indicates single-run results due to prohibitive HuggingFace inference costs for OpenCUA. Best per benchmark is in **bold**. Best inside its sector (small/large open source vs closed source) is underlined.

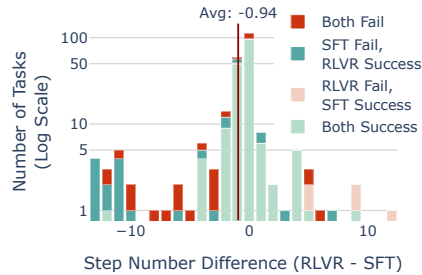
frontier models can effectively boost open-source model performance on WARC-Bench. With SFT training, we see significant improvements over the original Qwen2.5VL 7B and 72B models from 4.67% to 27.33% (Ours-7B-SFT) and 37.33% to 48.33% (Ours-72B-SFT). **(4) Agentic RLVR training significantly improves agent performance further beyond SFT models.** With additional RLVR training on the synthetic training set, we see further performance boost over the SFT baselines for both the 7B (27.33% to 29.17% Ours-7B-RLVR) and 72B (48.33% to 52.33% Ours-72B-RLVR). Further analysis on the development set shows that training on synthetic data not only boosts success rate on synthetic tasks (+9.41%), but also their real-website counterparts (+9.43%).



(a) Success rate comparison for different subtask categories



(b) Agent action distribution comparison



(c) Trajectory length comparison

Figure 4: Behavioral analysis of Ours-72B-SFT (SFT) v/s Ours-72B-RLVR (RLVR) model

Effects of Agentic RLVR. We analyze the behavioral patterns of our 72B SFT and RLVR models on the WARC-Bench development split. A breakdown by task categories (Figure 4a) reveals that the RLVR model achieves substantial improvements in dynamic tasks such as *form filling*, *menu*

navigation, *table manipulation*, and *datepicker*, while maintaining comparable or slightly higher performance in most other categories. We observe that these gains are driven by enhanced vision grounding capabilities and better exploration / contextual awareness. Specifically, the RLVR model demonstrates greater precision in identifying small interface elements (e.g., calendar dates, nested menu items) and reduced errors from misplaced clicks. Agent action distribution (Figure 4b) shows increased use of scrolling actions for better exploration of the webpage by the RLVR agent, and also reveals a clear efficiency gap between the two agents: the RLVR model executes fewer overall actions, reduces redundant clicks, and leverages compound operations (e.g., click-and-type) more consistently. As a result, the RLVR model produces shorter trajectories on average, with approximately 0.94 fewer step per task compared to the SFT model (Figure 4c). Moreover, for trajectories solvable only by the RLVR agent, it often achieves the goal with significantly fewer steps.

Comparison to other GUI navigation benchmarks. We also compare agent performance on several other web-navigation benchmarks to compare with WARC-Bench, including long-horizon tasks (WebArena; Zhou et al., 2023), synthetic, low-fidelity widget tasks (MiniWoB++; Liu et al., 2018a), and GUI grounding tasks (ScreenSpot V2; Wu et al., 2024; Cheng et al., 2024).¹¹

Model	WARC-Bench (test)	WebArena (no map)	Miniwob++	ScreenSpot V2
Qwen 2.5 VL 7B	4.67%	3.07%	12.53%	51.62%
Qwen 2.5 VL 72B	37.33%	15.68%	53.87%	88.05%
GPT-5 (2025-08-07)	51.33%	34.06%	52.27%	26.39%
Claude 4 Sonnet	64.83%	37.96%	71.73%	<u>85.06%</u>
Ours-7B-RLVR	29.17%	7.31%	36.27%	75.81%
Ours-72B-RLVR	<u>52.33%</u>	26.80%	<u>59.20%</u>	82.44%

Table 3: SVA agent performance comparison across benchmarks. Each number is an average of 3 runs. Best per benchmark is in **bold**. Second places are underlined.

Table 3 shows the results of task performance comparison across benchmarks. Our main findings are: (1) **Agent performance on grounding and low-fidelity widget tasks correlate poorly with long-horizon task performance, while WARC-Bench tracks it at a system level.** This can be seen by comparing the relative ranking of agents by the performance on each benchmark, as well as relative performance gaps. Most notably, while vanilla Qwen 2.5 VL models achieve stronger performance than frontier models, they are nevertheless least effective at long-horizon tasks. (2) **Models fine-tuned over subtask data improve over their base models on all tasks (except for grounding).** As can be seen, fine-tuning models on subtask data can improve agent performance on both low-fidelity widget tasks and long-horizon web navigation tasks. While the former is more expected due to the similarities in task setup, the gains on long-horizon tasks shows that training with subtask objective improves a model’s overall web navigation capabilities. Together with the observation that WARC-Bench performance tracks that of WebArena, this finding corroborates our hypothesis that solving subtasks well is a precursor to agent improvement on longer-horizon web navigation tasks. (3) **WARC-Bench provides stress testing on a crucial GUI agent capability that is not well-covered by existing benchmarks.** As shown in Table 3, while GPT-5 and Claude 4 Sonnet agents achieve comparable performance on WebArena (within about 11% relative performance gap), their performance gap on WARC-Bench is enlarged to about 26%, indicating key generalization capabilities uniquely captured and assessed by WARC-Bench. For long-horizon tasks like WebArena to capture the same level of comprehensiveness and diversity, a great deal of efforts are necessary for task creation and environment maintenance. WARC-Bench sidesteps this limitation with lightweight, sandboxed WARC interactive environments, and ensures ease of scaling on task diversity and difficulty to stress-test GUI agents on this important aspect.

Overall, these observations demonstrate that WARC-Bench is a unique benchmark for GUI agent development, and one that helps advance agent performance on long-horizon tasks, which is closer to the ultimate goal of GUI agents.

¹¹We omit the OpenStreetMap portion of the WebArena benchmark due to technical difficulties with the online map service. For ScreenSpot V2, we limit the agent action space to `click(...)` only. For each evaluation, we use the same prompt format built inside our Subtask Vision Agent (see Appendix E).

6 RELATED WORK

Language agents for GUI automation. Large language models (LLMs) powered AI agents have shown to be capable of interacting with digital environments and completing various tasks on graphical user interfaces (GUIs) (Xie et al., 2024a). LLMs can understand web states (screenshots, HTML codes, etc.) and output code to execute actions on GUIs (Xie et al., 2024b; Sager et al., 2025). Latest open source works like Aguis (Xu et al., 2025) and OpenCUA (Wang et al., 2025) have designed vision-only GUI agents that utilize VLM (Vision-Language Models) model’s capabilities for planning and reasoning to correctly solve their tasks. Furthermore, due to the verifiable, sequential and exploratory nature of GUI tasks, many latest works such as GUI-R1 (Luo et al., 2025) and UI-R1 Lu et al. (2025) have applied Reinforcement Learning Post-Training techniques to their models.

GUI agent benchmarks. Existing GUI agent benchmarks span a spectrum of task complexity from single-step grounding tasks to long-horizon task completion in live or simulated environments. On the one end, visual grounding tasks (Cheng et al., 2024; Liu et al., 2024) can be completed with a single primitive UI action (click, type, scroll) at specific pixel coordinates. While these evaluate agent capabilities to accurately identify the GUI coordinates for a single-step action, performance on these do not necessarily correlate with downstream task performance. On the other end, long-horizon tasks aim to test GUI agents on realistic tasks within practical websites or operating systems. WebArena (Zhou et al., 2023) employs five realistic, standalone and self-hostable web environments for building and evaluating autonomous agents that interact live with these websites. Multimodal-Mind2Web (Deng et al., 2023b; Zheng et al., 2024) features complex web task trajectories on real websites, but adopts an *offline* evaluation setting for per-step action prediction accuracy. Online-Mind2Web (Xue et al., 2025) re-applies Multimodal-Mind2Web tasks to a diverse set of real-world user tasks on real, online websites and uses an LLM-as-a-judge to evaluate task completion accuracy. On operating systems, OS-World (Xie et al., 2024b) is a popular benchmark containing real OS environments evaluating agent performance on open-ended computer tasks spanning multiple applications. These long-horizon tasks can better help evaluate how well GUI agents fulfill realistic user tasks on these environments, but are typically more difficult to develop on, and lack diversity and stress testing for their component subtasks. The closest family of previous GUI agent benchmarks to WARC-Bench are based on simplified/synthetically generated web environments focusing on UI widgets or simple tasks, such as MiniWob++ (Liu et al., 2018b) and FormFactory (Li et al., 2025). These tasks often lack the fidelity of real-world UIs, which can result in generalization gap when used to develop real-world GUI agents. WARC-Bench provides a high-fidelity, short-horizon, and interactive environment, which marks a unique contribution on this spectrum.

7 CONCLUSION

We present WARC-Bench, a novel and realistic benchmark for GUI subtasks. We demonstrate that subtask execution remains a challenging problem for frontier models like Claude 4.0 Sonnet and GPT-5. With synthetically generated training datasets, we show that open-source models trained with supervised fine-tuning (SFT) and agentic reinforcement learning with verifiable rewards (RLVR) achieve competitive performance with frontier models. WARC-Bench presents unique challenges and opportunities for agent development on GUI navigation, and complements existing long-horizon benchmarks with scalable, sandboxed environments.

We believe WARC-Bench opens up several promising research directions. For future work, we plan to better automate WARC-Bench sample creation and curation, study SVA performance as part of a larger agent framework for long-term tasks, and explore advanced training methods to further improve agent performance. We hope that our work will inform future studies of GUI subtasks and eventually lead to better generalized systems of computer-use.

REPRODUCIBILITY STATEMENT

We use several open-source software packages in this study, including BrowserGym for web navigation (de Chezelles et al., 2025),¹² Volcano Engine Reinforcement Learning for LLMs (VERL) for SFT and offline RL training,¹³ and verl-agent for agentic RL training.¹⁴ Our large-scale data collection utilize the common crawl website index.¹⁵

We will open source WARC-Bench as a python module and a GitHub repository, which will contain the training, development, and test set of subtask data mentioned in this paper. We also plan to release a codebase of training recipes for our SFT/PPO/GRPO 7B and 72B models. We separately discuss the hyperparameters of our SFT and RLVR training in Appendices B and C.

REFERENCES

- Saaket Agashe, Kyle Wong, Vincent Tu, Jiachen Yang, Ang Li, and Xin Eric Wang. Agent s2: A compositional generalist-specialist framework for computer use agents, 2025. URL <https://arxiv.org/abs/2504.00906>.
- Shuai Bai, Keqin Chen, Xuejing Liu, Jialin Wang, Wenbin Ge, Sibao Song, Kai Dang, Peng Wang, Shijie Wang, Jun Tang, Humen Zhong, Yuanzhi Zhu, Mingkun Yang, Zhaohai Li, Jianqiang Wan, Pengfei Wang, Wei Ding, Zheren Fu, Yiheng Xu, Jiabo Ye, Xi Zhang, Tianbao Xie, Zesen Cheng, Hang Zhang, Zhibo Yang, Haiyang Xu, and Junyang Lin. Qwen2.5-vl technical report, 2025. URL <https://arxiv.org/abs/2502.13923>.
- Greg Brockman, Vicki Cheung, Ludwig Pettersson, Jonas Schneider, John Schulman, Jie Tang, and Wojciech Zaremba. Openai gym, 2016.
- Kanzhi Cheng, Qiushi Sun, Yougang Chu, Fangzhi Xu, Yantao Li, Jianbing Zhang, and Zhiyong Wu. SeeClick: Harnessing gui grounding for advanced visual gui agents, 2024. URL <https://arxiv.org/abs/2401.10935>.
- Thibault Le Sellier de Chezelles, Maxime Gasse, Alexandre Lacoste, Massimo Caccia, Alexandre Drouin, Léo Boisvert, Megh Thakkar, Tom Marty, Rim Assouel, Sahar Omidi Shayegan, Lawrence Keunho Jang, Xing Han Lù, Ori Yoran, Dehan Kong, Frank F. Xu, Siva Reddy, Graham Neubig, Quentin Cappart, Russ Salakhutdinov, and Nicolas Chapados. The browsergym ecosystem for web agent research. *Transactions on Machine Learning Research*, 2025. ISSN 2835-8856. URL <https://openreview.net/forum?id=5298fKGmv3>. Expert Certification.
- Xiang Deng, Yu Gu, Boyuan Zheng, Shijie Chen, Samuel Stevens, Boshi Wang, Huan Sun, and Yu Su. Mind2web: Towards a generalist agent for the web, 2023a.
- Xiang Deng, Yu Gu, Boyuan Zheng, Shijie Chen, Samuel Stevens, Boshi Wang, Huan Sun, and Yu Su. Mind2web: Towards a generalist agent for the web. In *Thirty-seventh Conference on Neural Information Processing Systems*, 2023b. URL <https://openreview.net/forum?id=kiYqbO3wqw>.
- Lang Feng, Zhenghai Xue, Tingcong Liu, and Bo An. Group-in-group policy optimization for llm agent training. *arXiv preprint arXiv:2505.10978*, 2025.
- Minghe Gao, Wendong Bu, Bingchen Miao, Yang Wu, Yunfei Li, Juncheng Li, Siliang Tang, Qi Wu, Yueting Zhuang, and Meng Wang. Generalist virtual agents: A survey on autonomous agents across digital platforms, 2024. URL <https://arxiv.org/abs/2411.10943>.
- Bobo Li, Yuheng Wang, Hao Fei, Juncheng Li, Wei Ji, Mong-Li Lee, and Wynne Hsu. Formfactory: An interactive benchmarking suite for multimodal form-filling agents, 2025. URL <https://arxiv.org/abs/2506.01520>.

¹²<https://github.com/ServiceNow/BrowserGym>

¹³<https://github.com/volcengine/verl>

¹⁴<https://github.com/langfengQ/verl-agent>

¹⁵<https://commoncrawl.org/>

- Evan Zheran Liu, Kelvin Guu, Panupong Pasupat, Tianlin Shi, and Percy Liang. Reinforcement learning on web interfaces using workflow-guided exploration. *CoRR*, abs/1802.08802, 2018a. URL <http://arxiv.org/abs/1802.08802>.
- Evan Zheran Liu, Kelvin Guu, Panupong Pasupat, Tianlin Shi, and Percy Liang. Reinforcement learning on web interfaces using workflow-guided exploration. In *International Conference on Learning Representations (ICLR)*, 2018b. URL <https://arxiv.org/abs/1802.08802>.
- Junpeng Liu, Yifan Song, Bill Yuchen Lin, Wai Lam, Graham Neubig, Yuanzhi Li, and Xiang Yue. Visualwebbench: How far have multimodal llms evolved in web page understanding and grounding?, 2024. URL <https://arxiv.org/abs/2404.05955>.
- Zhengxi Lu, Yuxiang Chai, Yaxuan Guo, Xi Yin, Liang Liu, Hao Wang, Han Xiao, Shuai Ren, Guanqing Xiong, and Hongsheng Li. Ui-r1: Enhancing efficient action prediction of gui agents by reinforcement learning, 2025. URL <https://arxiv.org/abs/2503.21620>.
- Run Luo, Lu Wang, Wanwei He, and Xiaobo Xia. Gui-r1 : A generalist r1-style vision-language action model for gui agents, 2025. URL <https://arxiv.org/abs/2504.10458>.
- Liangbo Ning, Ziran Liang, Zhuohang Jiang, Haohao Qu, Yujuan Ding, Wenqi Fan, Xiao yong Wei, Shanru Lin, Hui Liu, Philip S. Yu, and Qing Li. A survey of webagents: Towards next-generation ai agents for web automation with large foundation models, 2025. URL <https://arxiv.org/abs/2503.23350>.
- Yujia Qin, Yining Ye, Junjie Fang, Haoming Wang, Shihao Liang, Shizuo Tian, Junda Zhang, Jiahao Li, Yunxin Li, Shijue Huang, et al. Ui-tars: Pioneering automated gui interaction with native agents. *arXiv preprint arXiv:2501.12326*, 2025.
- Pascal J. Sager, Benjamin Meyer, Peng Yan, Rebekka von Wartburg-Kottler, Layan Etaiwi, Aref Enayati, Gabriel Nobel, Ahmed Abdulkadir, Benjamin F. Grewe, and Thilo Stadelmann. A comprehensive survey of agents for computer use: Foundations, challenges, and future directions, 2025. URL <https://arxiv.org/abs/2501.16150>.
- John Schulman, Filip Wolski, Prafulla Dhariwal, Alec Radford, and Oleg Klimov. Proximal policy optimization algorithms. 2017. URL <https://arxiv.org/abs/1707.06347>.
- Zhihong Shao, Peiyi Wang, Qihao Zhu, Runxin Xu, Junxiao Song, Xiao Bi, Haowei Zhang, Mingchuan Zhang, Y. K. Li, Y. Wu, and Daya Guo. Deepseekmath: Pushing the limits of mathematical reasoning in open language models. 2024. URL <https://arxiv.org/abs/2402.03300>.
- Xinyuan Wang, Bowen Wang, Dunjie Lu, Junlin Yang, Tianbao Xie, Junli Wang, Jiaqi Deng, Xiaole Guo, Yiheng Xu, Chen Henry Wu, Zhennan Shen, Zhuokai Li, Ryan Li, Xiaochuan Li, Junda Chen, Boyuan Zheng, Peihang Li, Fangyu Lei, Ruisheng Cao, Yeqiao Fu, Dongchan Shin, Martin Shin, Jiarui Hu, Yuyan Wang, Jixuan Chen, Yuxiao Ye, Danyang Zhang, Dikang Du, Hao Hu, Huarong Chen, Zaida Zhou, Haotian Yao, Ziwei Chen, Qizheng Gu, Yipu Wang, Heng Wang, Diyi Yang, Victor Zhong, Flood Sung, Y. Charles, Zhilin Yang, and Tao Yu. Opencua: Open foundations for computer-use agents, 2025. URL <https://arxiv.org/abs/2508.09123>.
- Zhiyong Wu, Zhenyu Wu, Fangzhi Xu, Yian Wang, Qiushi Sun, Chengyou Jia, Kanzhi Cheng, Zichen Ding, Liheng Chen, Paul Pu Liang, and Yu Qiao. Os-atlas: A foundation action model for generalist gui agents, 2024. URL <https://arxiv.org/abs/2410.23218>.
- Junlin Xie, Zhihong Chen, Ruifei Zhang, Xiang Wan, and Guanbin Li. Large multimodal agents: A survey, 2024a. URL <https://arxiv.org/abs/2402.15116>.
- Tianbao Xie, Danyang Zhang, Jixuan Chen, Xiaochuan Li, Siheng Zhao, Ruisheng Cao, Toh Jing Hua, Zhoujun Cheng, Dongchan Shin, Fangyu Lei, Yitao Liu, Yiheng Xu, Shuyan Zhou, Silvio Savarese, Caiming Xiong, Victor Zhong, and Tao Yu. Osworld: Benchmarking multimodal agents for open-ended tasks in real computer environments, 2024b. URL <https://arxiv.org/abs/2404.07972>.

with the highest success rates while maintaining competitive task speed. This positions our models as offering the best of both worlds—high accuracy without compromising on the responsiveness that users demand in practical applications.

In Figure 5 (b), we examine relative Throughput performance using Claude-3.7 as our baseline, quantifying computational efficiency gains across model families. We define Throughput as tasks processed per hour based exclusively on agent action time. We observed that our model variants have substantial throughput advantages over Claude model family. Both our 7B and 72B variants demonstrate significant efficiency gains, with the RLVR models achieving the highest throughput improvements.

B HYPERPARAMETERS FOR SFT TRAINING

We list out the hyperparameters employed for our best SFT-trained models here. The dataset used for SFT training contains 12k trajectories, which is decomposed into 50k single-step data. For both the 7B and 72B Qwen-2.5-VL-based models, we use a learning rate of 1×10^{-5} , a batch size of 128, a maximum prompt length of 7168, a maximum response length of 1024, and train for 1 epoch. We ensure that each data point contains no more than 3 images in the prompt to fit into the maximum response length.

C HYPERPARAMETERS FOR RLVR TRAINING

This section outlines the hyperparameter configurations used for Proximal Policy Optimization (PPO) training of both 7B and 72B parameter models on subtask environments. All configurations were empirically validated to ensure training stability and convergence.

For both model scales, each training step processes 64 tasks with 4 rollouts per task, yielding a total of 256 rollouts. These rollouts are executed across 256 concurrent environments distributed over multiple CPU nodes, with the max step of 10. Both models are trained on 32 NVIDIA H100 GPUs; for the 72B model, tensor parallelism of size 4 is additionally applied. Training proceeds for 25 epochs, and the best-performing checkpoint is selected based on validation performance.

We adopt the standard clipped PPO objective, augmented with a KL regularization term:

$$\mathcal{L}^{\text{PPO}}(\theta) = \mathbb{E}_t \left[\min \left(r_t(\theta) A_t, \text{clip}(r_t(\theta), 1 - \epsilon, 1 + \epsilon) A_t \right) \right] - \beta \text{KL}[\pi_\theta \parallel \pi_{\text{ref}}] + \alpha \mathcal{H}[\pi_\theta], \quad (1)$$

where $r_t(\theta)$ is the probability ratio between the new and old policies, A_t is the advantage estimate, the KL penalty term with coefficient β constrains divergence from the reference policy, and the entropy bonus term with coefficient α encourages exploration. In our setup, we retain the KL penalty term and omit the entropy bonus by setting $\alpha = 0$.

For the 7B model, we employ 4 PPO updates per step with a batch size of 128. The clipping threshold is set to $\epsilon = 0.20$, and the KL coefficient to $\beta = 0.10$. Constant learning rates (no warm-up) are used for both actor and critic, with the actor learning rate at 5×10^{-6} and the critic at 1×10^{-5} .

For the 72B model, we employ 3 PPO updates per step with a batch size of 128. The clipping threshold is set to $\epsilon = 0.15$, and the KL coefficient to $\beta = 0.03$. Constant learning rates (no warm-up) are again used, with the actor at 2×10^{-6} and the critic at 5×10^{-6} .

D OFFLINE RL APPROACHES

In this section, we compare various training approaches that we experimented with, including SFT, offline reinforcement learning techniques (Group Relative Policy Optimization (GRPO), Proximal Policy Optimization (PPO)), and online reinforcement learning techniques in live WARC based environments (Proximal Policy Optimization (PPO)). Our SFT models (**Ours-7B-SFT**, **Ours-72B-SFT**) are trained with an in-house subtask trajectory dataset, collected using frontier models. The websites used to collect these subtask trajectories include - real websites from the Common Crawl index, UI component libraries, and LLM-generated synthetic websites. We refer to this training step as *SFT[all]*.

Model	Training Algo.	Dev[TOTAL] Accuracy (%)
Ours-7B-SFT	SFT[all]	66.54
Ours-7B-GRPO _{offline}	SFT[all] → GRPO[synthetic,offline]	63.86
Ours-7B-PPO _{offline}	SFT[all] → PPO[synthetic,offline]	61.76
Ours-7B-RLVR	SFT[all] → PPO[synthetic,online]	72.13
Ours-72B-SFT	SFT[all]	75.88
Ours-72B-GRPO _{offline}	SFT[all] → GRPO[synthetic,offline]	76.89
Ours-72B-PPO _{offline}	SFT[all] → PPO[synthetic,offline]	76.47
Ours-72B-RLVR	SFT[all] → PPO[synthetic,online]	84.31

Table 4: Performance Comparison of Training algorithms on Subtasks Completion (%). All models use SVA agent design.

For all Reinforcement Learning experiments, we begin with our SFT checkpoints - and further train them in online / offline learning settings. The training data used for RL is curated from a small scale dataset of 1059 tasks on synthetically generated websites. For offline RL algorithms, we use foundation models to collect distillation trajectories on these subtasks. Our models are trained with the objective to match the teacher model on a per-action level. For online RL, we allow our model to interact with the website and learn from the end-trajectory rewards directly.

In our offline reinforcement learning framework, we use two distinct advantage estimation methods: Group Relative Policy Optimization (GRPO) (Shao et al., 2024) and traditional Proximal Policy Optimization (PPO) (Schulman et al., 2017). Our approach leverages distillation datasets by introducing a rule-based reward function that evaluates model performance on UI interaction tasks without requiring additional human annotation or online environment interaction. Our reward function employs a multi-component evaluation system that assesses correctness of both the action type and the parameters. For example, for coordinate parameter of *click*, we use a distance-based score computed using the groundtruth and predicted coordinate. For text parameter of *type*, we compute character-level similarity score and binarize it with a threshold at 0.8.

We conduct experiments on both 7B and 72B parameter vision-language models, initializing from supervised fine-tuning checkpoints trained on the same UI subtask domain. Both model scales are trained for a single epoch with identical learning rates across algorithms: actor networks use 1×10^{-6} while critic networks employ 1×10^{-5} . The 7B model utilizes a training batch size of 64 with micro-batches of 4 samples per GPU for both GRPO and PPO, whereas the 72B model uses batch size 32 with single-sample micro-batches to accommodate memory constraints. Maximum sequence lengths are set to 8,192 tokens, with prompts capped at 7,680 tokens and responses limited to 512 tokens. We employ KL divergence regularization to prevent policy drift from the supervised baseline, with coefficients of 0.01 for 7B models and 0.001 for 72B models using low-variance KL estimation. Entropy regularization is disabled (coefficient = 0) to encourage deterministic action selection in the structured UI environment. Training is distributed across high-performance computing clusters with 16 H100-80GB GPUs (2 nodes) for 7B models and 32 H100-80GB GPUs (4 nodes) for 72B models, employing tensor parallelism with degree 4 during rollout generation and Fully Sharded Data Parallel (FSDP) training with both parameter and optimizer state offloading for memory optimization. The offline GRPO / PPO variants of our models obtain worse results than the online PPO version, highlighting the necessity to train models via directly interacting with the environments and learn from environment feedback.

E SVA MODEL PROMPT

Here is the system prompt used in Subtask Vision Agent design:

You are a powerful and precise web agent, helping a user with their web-related tasks.

Here is the set of actions you can take on a webpage, which you can call as python functions. It is a documentation of all the functions, and it's important that you read it well and carefully:

<ACTION SPACE>

The user will provide the screenshot of the webpage, and you will need to use the actions to complete the task.

Your outputs should be single python function calls, without any additional text, and should follow the correct formatting given above.

Refer to the documentation to determine appropriate args.

DO NOT PROVIDE MORE THAN ONE FUNCTION CALL AT EACH TURN!

You will also be given the history of your previous thoughts and actions, use this to correct your previous actions intelligently.

In each turn, decide whether the task is already complete or infeasible, reason with the best next action to take, and output the action.

Here is the user prompt of the agent:

Please help me!

We are trying to complete the following tasks: <GOAL>

Here is the history of your previous thoughts and actions:

<HISTORY>

If a previous action failed or has been repeated multiple times without a positive outcome, avoid repeating the same mistakes. Try a different approach.

The previous action can fail either because the action itself is inappropriate, or because the coordinates of the elements are not correct. Adjust your next action accordingly.

Here is the current screenshot of the webpage, which you can interact with using the actions and whose element coordinates you should remember:

<SCREENSHOT>

Pixel coordinates originate from the top left corner of the image, where the first coordinate refers to the horizontal/width axis and the second refers to the vertical/height axis.

Important: explore, explore, explore! The screenshot is not the entire webpage and you may need to scroll to determine if a task is completable or whether you have gathered all the information you need.

Again, our goal is: <GOAL>

Please answer the following questions in this exact order and format: <thinking>

Briefly provide your reasoning and explicitly answer these questions to guide your decision:

- What is the current state of the webpage?
- Was the last action successful and why?
- Is the task COMPLETED right now? Answer yes/no and why.
- If completed and an answer is required, what should be returned to the user?


```

- If infeasible, why? You should tend to think that the goal is
  achievable until proven otherwise. Only say that it is infeasible
  after I have tried all possible ways to complete the task without
  success.
- What should the next action be and why (if not complete)?
- How should the webpage change if the next action succeeds?
Keep this concise and to the point (around 80-100 words).
</thinking>
<action>
Exactly ONE python function call.
</action>
You MUST include the tags <thinking> and <action> in your response and
  provide a valid single python function call in <action>. Do not
  include any text outside of these tags.

Answer:

```

The history (<HISTORY>) provided to the agent has the screenshots and the model responses at previous steps of the trajectory. The history is limited to 5 previous steps, and information before that is truncated. This approach reduces the prompt length for the foundation models being used within SVA and produces minimal adverse effect to model performance due to the short-horizon nature of GUI subtasks as per our tests.

Note that the model is prompted to answer the following questions during its Chain-of-Thought reasoning:

```

What is the current state of the webpage?
Was the last action successful and why?
Is the task completed?
If completed and an answer is required, what should be returned to the user?
If the task is infeasible, why?
What should the next action be and why?
How should the webpage change if the next action succeeds?

```

F SVA ACTION SPACE

We provide the following description of the action space to the agent in the system prompt (at the <ACTION SPACE> position):

```

click(x: float, y: float, button: Literal['left', 'right'] = 'left',
      double: bool = False)
Move the mouse to a location and click a mouse button.
Can be used to click a button, select a checkbox, focus on a input
field, etc.
Args:
  x (float): The x coordinate of the location to click.
  y (float): The y coordinate of the location to click.
  button (Literal["left", "right"]): The button to click.
  double (bool): Whether to double click.
Examples:
  click(324.5, 12)
  click(119, 34, button="right")
  click(34.1, 720, double=True)
  click(230, 100, button="left", double=False)

complete(answer: str = '', infeasible_reason: str = '')
Complete the task and optionally provide the user some feedback.
Fill in the answer if the completion of the task requires
providing a response to the user.
Fill in the infeasible_reason if the task is infeasible.

```

Function signature	Description
<code>click(x, y, button = "left", double = False)</code>	Move the mouse to the location (x, y) and click the specified mouse button. Optionally perform a double click.
<code>complete(answer = "", infeasible_reason = "")</code>	Complete the task and optionally provide an answer or explain why it is infeasible using infeasible_reason.
<code>drag_and_release(x1, y1, x2, y2)</code>	Press and hold the left mouse button at (x1, y1), drag the mouse to (x2, y2), then release the button.
<code>hover(x, y)</code>	Move the mouse to (x, y) and keep it there.
<code>key_press(keys)</code>	Press one or more keys simultaneously on the keyboard.
<code>scroll(x, y, delta_x = 0, delta_y = 100)</code>	Move the mouse to (x, y) and scroll the wheel horizontally by delta_x and vertically by delta_y.
<code>type(x, y, text)</code>	Focus at the location (x, y) and type the string text.
<code>wait(ms = 1000)</code>	Pause execution for ms milliseconds.

Table 5: Function signatures and descriptions of the action types in the action space.

```

DO NOT fill in both answer and infeasible_reason at the same time.
Args:
    answer (str): The answer to the task, if any.
    infeasible_reason (str): The reason the task is infeasible, if any.
Examples:
    complete(answer='''To request a refund, you need to call the
customer service at 123-456-7890.''' )
    complete(infeasible_reason='''The task is infeasible because
the user has not provided a valid email address.''' )
    complete()
    complete(answer='''{\n  "name": "John",\n  "age": 30,\n  "city
": "New York"\n}''')

drag_and_release(x1: float, y1: float, x2: float, y2: float)
Press down the left mouse button at a location, drag the mouse to
another location, and release the mouse button.
Can be used for selecting a section of text, dragging a slider,
etc.
Args:
    x1 (float): The x coordinate of the location to press down the
left mouse button.
    y1 (float): The y coordinate of the location to press down the
left mouse button.
    x2 (float): The x coordinate of the location to release the
left mouse button.
    y2 (float): The y coordinate of the location to release the
left mouse button.
Examples:
    drag_and_release(10.5, 200, 10.5, 230)

hover(x: float, y: float)
Move the mouse to a location and stay there.
Can be used to focus on a location, pop up a tooltip, navigate a
dropdown menu, etc.
    
```

```

    Args:
        x (float): The x coordinate of the location to hover over.
        y (float): The y coordinate of the location to hover over.
    Examples:
        hover(102, 720)

key_press(keys: list[str])
    Press one or a combination of keys at the same time on the
    keyboard.
    Can be used
    - As various shortcuts of the current environment (e.g. ["Control",
    "a"], ["Control", "f"]).
    - To complete a search with ["Enter"].
    - And any other common actions that can be performed with a
    keyboard in the relevant application.
    This should NOT be used to type a string of text. Use the type
    action for that.
    The list of allowed keys are:
    - F1, F2, F3, F4, F5, F6, F7, F8, F9, F10, F11, F12
    - 0, 1, 2, 3, 4, 5, 6, 7, 8, 9
    - a, b, c, d, e, f, g, h, i, j, k, l, m, n, o, p, q, r, s, t, u, v,
    w, x, y, z
    - Backspace, Tab, Enter, Shift, Control, Alt, Delete
    - ArrowUp, ArrowDown, ArrowLeft, ArrowRight
    - Home, End, PageUp, PageDown
    Args:
        keys (list[str]): The list of keys to press.
    Examples:
        key_press(["Control", "a"]) # Select all
        key_press(["Control", "f"]) # Open the search bar
        key_press(["Enter"]) # Submit a form
        key_press(["F12"]) # Open the developer tools in a browser

scroll(x: float, y: float, delta_x: float = 0, delta_y: float = 100)
    Move the mouse to a location and scroll the mouse wheel in the x
    and y directions.
    Can be used to scroll a webpage, scroll a dropdown menu, etc.
    Args:
        x (float): The x coordinate of the location to scroll over.
        y (float): The y coordinate of the location to scroll over.
        delta_x (float): The amount to scroll horizontally.
        delta_y (float): The amount to scroll vertically.
    Examples:
        scroll(102, 320)
        scroll(102, 320, 0, 200)
        scroll(90, 32.7, 0, -300)
        scroll(620, 105, 68, 49.6)

type(x: float, y: float, text: str)
    Focus on a location and type a string of text in it.
    Can be used to type in a text field, search bar, edit a document,
    etc.
    Args:
        x (float): The x coordinate of the location to type text in.
        y (float): The y coordinate of the location to type text in.
        text (str): The text to type.
    Examples:
        type(102, 70.6, "\nThank you for the coffee!\n")
        type(44, 120, "Best sellers")

wait(ms: int = 1000)
    Wait for a specified amount of time.

```

```

Can be used to wait for a webpage to load, a long form to display,
etc.
Args:
    ms (int): The amount of time to wait in milliseconds.
Examples:
    wait()
    wait(1000)
    wait(500)

```

G OPENCUA MODIFIED PROMPT

We used OpenCUA’s recommended prompt i.e. the L2 prompt for inference. However, we slightly modified the prompt to provide instructions for generating text output inside `<answer>` tags for the data extraction tasks in our benchmark.

```

You are a GUI agent. You are given a task and a screenshot of the
screen. You will also be given a sequence of previous screenshots
and actions taken so far. Based on the information given to you,
you need to perform pyautogui actions to complete the task. Some
tasks require you to return an answer string. In that case, do the
following:
- Send the answer back to user in the computer.terminate action
- Include the answer in the ## Thought: section of the response
- The answer should be contained inside <answer> tags. For example,
  if the final answer is [10:00 AM], the output should be `The final
  answer is <answer>[10:00 AM]</answer>

```

For each step, provide your response in this format:

Thought:

- Step by Step Progress Assessment:
 - Analyze completed task parts and their contribution to the overall goal
 - Reflect on potential errors, unexpected results, or obstacles
 - If previous action was incorrect, predict a logical recovery step
- Next Action Analysis:
 - List possible next actions based on current state
 - Evaluate options considering current state and previous actions
 - Propose most logical next action
 - Anticipate consequences of the proposed action
- For Text Input Actions:
 - Note current cursor position
 - Consolidate repetitive actions (specify count for multiple keypresses)
 - Describe expected final text outcome
 - Use first-person perspective in reasoning

Action:

- Provide clear, concise, and actionable instructions:
- If the action involves interacting with a specific target:
 - Describe target explicitly without using coordinates
 - Specify element names when possible (use original language if non-English)
 - Describe features (shape, color, position) if name unavailable
 - For window control buttons, identify correctly (minimize "-", maximize "+", close "X")
 - if the action involves keyboard actions like 'press', 'write', 'hotkey':
 - Consolidate repetitive keypresses with count

```

- Specify expected text outcome for typing actions

Finally, output the action as PyAutoGUI code or the following
functions:
- {"name": "computer.triple_click", "description": "Triple click on
  the screen", "parameters": {"type": "object", "properties": {"x":
    {"type": "number", "description": "The x coordinate of the triple
    click"}, "y": {"type": "number", "description": "The y coordinate
    of the triple click"}}, "required": ["x", "y"]}}
- {"name": "computer.terminate", "description": "Terminate the current
  task and report its completion status", "parameters": {"type": "
  object", "properties": {"status": {"type": "string", "enum": [
    "success", "failure"], "description": "The status of the task"}}, "
  required": ["status"]}}

# Task Instruction:
{{goal}}

Please generate the next move according to the screenshot, task
instruction and previous steps (if provided).

```

H CLAUDE/OPENAI COMPUTER-USE AGENT PROMPT

Since Claude and OpenAI's Computer-Use Agent (CUA) has been fine-tuned on a fixed action space, we don't need to re-define it in the prompt. Instead, we add a light-weight wrapper that passes subtask-specific instructions, helping the agent focus on data extraction while preventing unwanted behaviors, such as producing a screenshot action.

```

I need your help to complete a computer-use task. I expect you to
complete the task by determining which action to take based on the
input provided to you. I will provide you with a screenshot of
the current state of the webpage. You will also have access to the
entire chat history, which contains previous screenshots and
actions taken.

You have already been trained to predict a specific set of actions for
solving computer-use tasks. I am providing you with two
additional instructions/guidelines that I want you to follow while
solving the task:
1. Since you will be provided with a screenshot of the current state
  of the webpage, DO NOT output the "screenshot" action.
2. For text or string extraction tasks, the user will explicitly ask
  you for an answer to a question. In these types of tasks, you won't
  have to perform any actions to complete the task. Instead, you
  should output the final answer string inside answer tags. For
  example, if the final answer is "[13:05:00 AM]", you should output
  `<answer>[13:05:00 AM]</answer>` as your answer.

Here is your goal: {{goal}}

Here is the current screenshot of the webpage, which you can interact
with using your computer-use capabilities:
<image:current_screenshot>

Answer this question: WHAT should be the next action and WHY?

Use your computer-use capabilities to perform the appropriate action
to complete the task.

Answer:

```

I ANALYZING FRONTIER MODEL LIMITATIONS ON SUBTASK-BENCHMARK

A key motivation for developing our benchmark is that existing frontier models, despite their impressive reasoning abilities, still struggle on specialized GUI subtasks. In this section, we analyze the performance of frontier models and identify key reasons for their repeated failures on certain types of subtasks.

Suboptimal Interaction Strategies We noticed that the frontier models deployed incorrect strategies to solve some tasks. For example, in cases where pop-up windows were blocking critical view of the webpage, open source models like OpenCUA and even the frontier models like Claude-Sonnet-4 didn’t consider closing the pop-up window in their reasoning thoughts and strategy.

Difficulty with complex input fields and widgets All open-source and frontier models struggled in their interactions with advanced date-picker implementations which enforce verifiable format and reset/update cursor positions automatically. Further, these models also fail to identify the correct format of date-picker, for e.g. YYYY/MM/DD vs MM/DD/YYYY. See Figure 6. In addition, all models struggled to add text to input fields that were pre-filled with existing text. See Figure 7.

Weak Instruction Following Some models, particularly OpenAI-CUA and OpenCUA models were often unable to follow specific instructions on how to solve data extraction tasks. As pointed in Appendices H and G, the models were requested to output the final string in <answer> tags but were often unable to do so.

Limited exploration and navigation Open-source models like OpenCUA and UI-Tars sometimes struggle with adequate exploration of a webpage, especially by scrolling. While the frontier models like OpenAI-CUA and Claude-Sonnet-4 explore traditional webpages well, they also struggle to navigate adequately on canvas-based websites.

Our analysis above shows various reasons why the atomic unit of subtask execution has not yet been perfected by frontier GUI models. Our unique emphasis on canvas-based web environments, complex implementations of date-pickers, and adding hostile web elements such as pop-windows makes our benchmark difficult even for state-of-the-art GUI models. This makes our benchmark valuable for the community to analyze and evaluate their models over.

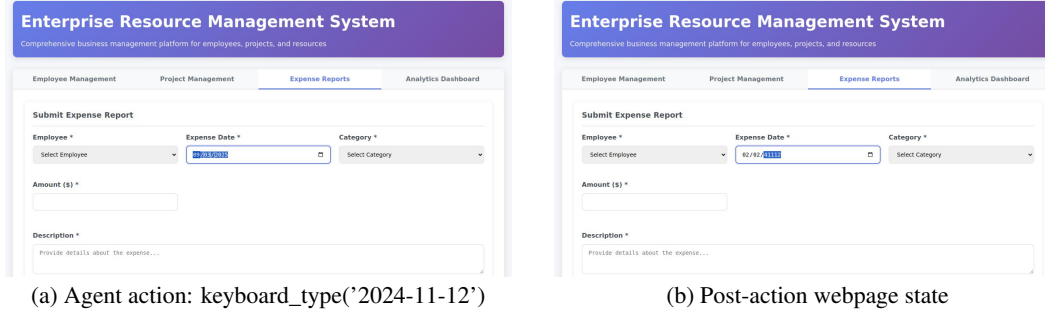


Figure 6: Claude-Sonnet-4 model passed incorrect date format YYYY/MM/DD

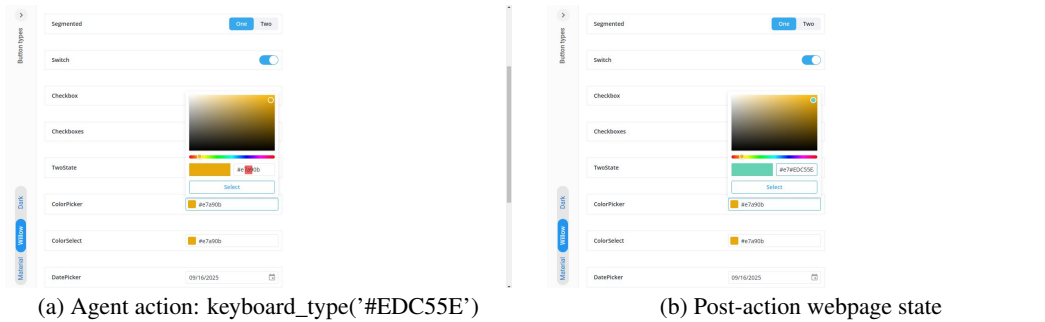


Figure 7: Claude-Sonnet-4 model didn't delete pre-existing text