

TIGHT ROBUSTNESS CERTIFICATES AND WASSERSTEIN DISTRIBUTIONAL ATTACKS FOR DEEP NEURAL NETWORKS

Bach C. Le, Tung V. Dao, Binh T. Nguyen & Hong T.M. Chu

College of Engineering & Computer Science

VinUniversity

Hanoi, Vietnam

{bach.lc,tung.dv,binh.nt2,hong.ctm}@vinuni.edu.vn

ABSTRACT

Wasserstein distributionally robust optimization (WDRO) provides a framework for adversarial robustness, yet existing methods based on global Lipschitz continuity or strong duality often yield loose upper bounds or require prohibitive computation. In this work, we address these limitations by introducing a primal approach and adopting a notion of *exact* Lipschitz certificate to tighten this upper bound of WDRO. In addition, we propose a novel Wasserstein distributional attack (WDA) that directly constructs a candidate for the worst-case distribution. Compared to existing point-wise attack and its variants, our WDA offers greater flexibility in the number and location of attack points. In particular, by leveraging the piecewise-affine structure of ReLU networks on their activation cells, our approach results in an *exact* tractable characterization of the corresponding WDRO problem. Extensive evaluations demonstrate that our method achieves competitive robust accuracy against state-of-the-art baselines while offering tighter certificates than existing methods. Our code is available at <https://github.com/OLab-Repo/WDA>

1 INTRODUCTION

Modern deep networks achieve remarkable accuracy yet remain fragile to distribution shift and adversarial perturbations (Szegedy et al., 2014; Goodfellow et al., 2014; Kurakin et al., 2018; Hendrycks & Dietterich, 2019; Ovia et al., 2019; Taori et al., 2020; Koh et al., 2021), raising concerns about their reliability in deployment. A principled avenue for robustness is Wasserstein distributionally robust optimization (WDRO, Mohajerin Esfahani & Kuhn 2018; Gao & Kleywegt 2023), which controls worst-case test risk over an ambiguity set within a Wasserstein ball around the empirical distribution and admits tight dual characterizations from optimal transport (Villani, 2008; Santambrogio, 2015). While numerous defenses have been proposed, a fundamental gap persists between theoretical robustness certificates and practical adversarial evaluation: existing Lipschitz-based certificates often provide loose upper bounds that vastly overestimate the true worst-case loss (Virmaux & Scaman, 2018), while standard attacks restrict perturbations to fixed-radius balls around individual points (Katz et al., 2017; Ehlers, 2017; Weng et al., 2018; Singh et al., 2018). This mismatch stems from two limitations: certificates typically rely on global worst-case analysis that ignores the actual network geometry traversed by data, and attacks consider only point-wise perturbations rather than distributional shifts permitted by Wasserstein threat models (Singh et al., 2018; Gao & Kleywegt, 2023). The discrepancy is particularly pronounced for modern architectures with ReLU activations, where the network behaves as a piecewise-affine function whose local properties vary dramatically across regions (Jordan & Dimakis, 2020), and those with smooth activations (GELU, SiLU/Swish) exhibit complex nonlinear geometry (Hendrycks & Gimpel, 2016; Ramachandran et al., 2017; Elfving et al., 2018). In this work, we aim to address both sides of this gap: our contributions can be summarized as follows.

1. For a class of networks with Rectified Linear Unit (ReLU) activations (Nair & Hinton, 2010), we analyze the upper and lower bounds of the Wasserstein Distributional Robust Optimization

(WDRO) problem by connecting with the tight Lipschitz constant studied in Jordan & Dimakis, 2020. Our analysis is based on the classical underlying piecewise-affine structure of ReLU networks: on any strict ReLU cell, the logit map $\theta(\cdot)$ is affine with a constant input-logit Jacobian J_D . Our contribution is to leverage this structure for WDRO, which requires combining the Lipschitz constant of the logit map and the sensitivity of the softmax cross-entropy, or the DLR loss. Our first theoretical result yields an upper bound of WDRO induced by $\mathbf{L} \triangleq 2^{1/s} \max_{D \in \mathcal{D}_{\mathcal{X}}} \|J_D\|_{r \rightarrow s}$, where J_D is general Jacobian of the logit map. (See 3.1 for precise definition of J_D .) In addition, we derive a lower bound of WDRO by constructing a concrete and finite worst-case distribution. (See equation 16 for the explicit formulation.) This worst-case distribution is constructed by perturbing the empirical sample along the direction which the logit map is most varied. Moreover, we provide a sufficient condition where our lower and upper bounds match, and simulate an instance to illustrate this tightness, see Figure 2.

2. We further analyze the upper and lower bounds of the Wasserstein Distributional Robust Optimization (WDRO) problem for a class of MLP with smooth activation and cross-entropy loss. Unlike ReLU activation or DLR loss, which might create degeneration edges, the chain rule is readily applied in this case, and the Lipschitz constant of the loss is naturally computed by estimating its gradients. Similar to the analysis of the ReLU networks, we obtain the upper bound of the WDRO as $\mathbf{L} \triangleq 2^{1/s} \max_{x \in \mathcal{X}} \|\nabla \theta(x)\|_{r \rightarrow s}$ while the worst-case distribution and lower bound are constructed similar to the ReLU networks.
3. Finally, we bridge the gap between WDRO theory and adversarial evaluation by introducing the Wasserstein Distributional Attack (WDA), which directly constructs adversarial distributions within the Wasserstein ball rather than restricting to point-wise perturbations. Unlike existing attacks that place all adversarial examples on the ϵ -ball boundary, WDA flexibly interpolates between point-wise ($\kappa = 1$) and truly distributional attacks ($\kappa > 1$) by supporting adversarial distributions on $2N$ points. This offers a complementary perspective to strong baselines such as AutoAttack and the RobustBench leaderboard (Croce & Hein, 2020; Croce et al., 2021). Empirically, WDA with $\kappa = 2$ consistently finds stronger adversarial examples than state-of-the-art methods across diverse settings: achieving lower robust accuracy than APGD-DLR on CIFAR-10/100 with WideResNet backbone (Zagoruyko & Komodakis, 2016) on both ℓ_∞ and ℓ_2 perturbations. When integrated into the Adaptive Auto Attack framework, our method matches or exceeds the ensemble performance of A³. These results demonstrate that the distributional perspective not only provides tighter theoretical certificates but also yields more effective attacks, validating our claim that existing robustness evaluations underestimate vulnerability by restricting to Ω_∞ rather than the larger Ω_1 ambiguity set assumed by certificates.

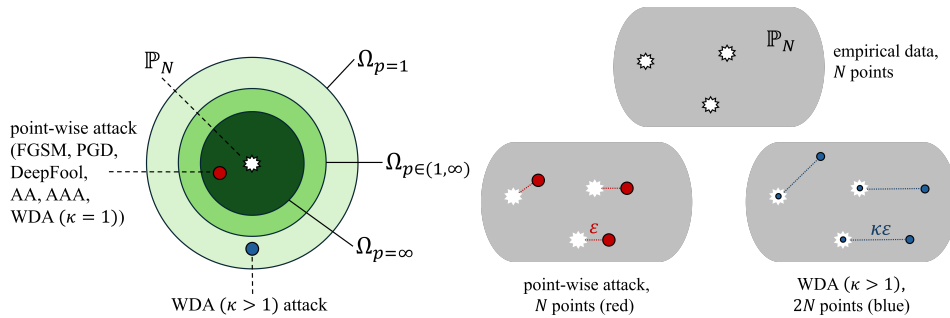


Figure 1: **Left:** Wasserstein ambiguity ball $\Omega_p = \{\mathbb{P}: \mathcal{W}_{d,p}(\mathbb{P}, \mathbb{P}_N) \leq \epsilon\}$ inclusion and its admissible attacks. Our proposed Wasserstein Distributional Attack (WDA) with $\kappa \geq 1$ includes its special case $\kappa = 1$ as a point-wise attack, and produces a distributional attack when $\kappa > 1$. Note that most of the existing tight certificates estimated an upper bound of WDRO w.r.t. $\Omega_{p=1}$, not $\Omega_{p=\infty}$. **Right:** Visualization of point-wise attack (N adversarial samples) versus our WDA ($2N$ adversarial samples). Our WDA allows not only a larger number of supports but also a wider range of perturbations.

2 PRELIMINARIES

Notations We denote basis vector as e_k ; indicator function as $\mathbf{1}_{\{\cdot\}}$; dirac measure as δ_z ; input dimension n , and output dimension as K . An empirical dataset is denoted $\{Z^{(1)}, \dots, Z^{(N)}\}$ with $Z = (x, y) \in \mathcal{Z} = \mathcal{X} \times \mathcal{Y}$ where $\mathcal{X} \subset \mathbb{R}^n$ and $\mathcal{Y} \subset \mathbb{R}^K$; empirical distribution $\mathbb{P}_N = \sum_i \mu_i \delta_{Z^{(i)}}$ with $Z^{(i)} = (x^{(i)}, y^{(i)} = e_{k_i})$. Norms $\|\cdot\|_r$ and $\|\cdot\|_s$ are dual with $1/r + 1/s = 1$. For a matrix A , $\|A\|_{r \rightarrow s} = \sup_{\|u\|_r=1} \|Au\|_s$. Rectifier $[\cdot]_+ = \max\{0, \cdot\}$. Recession cone $\text{rec}(\cdot)$. Interior set $\text{int}(\cdot)$. Ground cost $d((x', y'), (x, y)) = \|x' - x\|_r + \infty \cdot \mathbf{1}_{\{y' \neq y\}}$. Cross-entropy loss $\ell(x, y; \theta) = -\sum_{k=1}^K y_k \log \text{softmax}(\theta(x))_k$. Analogous DLR loss as defined in Croce & Hein (2020). We define the dual-norm maximizer \mathcal{M}_r by

$$\mathcal{M}_r: g \mapsto \arg \max_h \{\langle g, h \rangle \mid \|h\|_r = 1\} = \begin{cases} \text{sign}(g) & \text{if } r = \infty, \\ g/\|g\|_2 & \text{if } r = 2, \\ \text{sign}(g_{k'})e_{k'} \text{ with } k' \in \arg \max_k |g_k| & \text{if } r = 1, \end{cases} \quad (1)$$

and projection $\Pi_{r,x,\kappa\epsilon}$ by

$$\Pi_{r,x,R}: x \mapsto \arg \min_{\xi} \{\|\xi - x\|_2^2 \mid \|\xi\|_r \leq R\}. \quad (2)$$

Wasserstein Distributionally Robust Optimization (WDRO) Robustness guarantees and certificates aim to make model predictions trustworthy under adversarial manipulation (Wong & Kolter, 2018; Cohen et al., 2019; Salman et al., 2019). Empirical risk minimization model $\inf_{\theta} \mathbb{E}_{\mathbb{P}_N}[\ell(Z; \theta)]$ optimizes average performance on the observed data but offers no protection against worst-case shifts nearby. Distributionally robust optimization (DRO) addresses this by choosing parameters that perform well against all distributions within a prescribed neighborhood: $\inf_{\theta} \sup_{\mathbb{P} \in \mathcal{P}} \mathbb{E}_{\mathbb{P}}[\ell(Z; \theta)]$. Here, the worst-case loss is taken over all admissible distributions $\mathbb{P} \in \mathcal{P}$. The ambiguity (or uncertainty) set \mathcal{P} is often constructed by collecting all distributions \mathbb{P} that are similar to the empirical distribution \mathbb{P}_N .

In this work, we focus on the Wasserstein ambiguity set, which is a ball centered at \mathbb{P}_N under the Wasserstein distance. Given a ground cost d on the space of data \mathcal{Z} , the Wasserstein distance (Villani, 2008) between two distributions \mathbb{P} and \mathbb{Q} it is defined as $\mathcal{W}_{d,p}(\mathbb{P}, \mathbb{Q}) \triangleq \left(\inf_{\pi \in \Pi(\mathbb{P}, \mathbb{Q})} \int_{\mathcal{Z} \times \mathcal{Z}} d^p(z', z) d\pi(z', z) \right)^{1/p}$ for $p \in [1, \infty)$; and $\mathcal{W}_{d,p}(\mathbb{P}, \mathbb{Q}) \triangleq \inf_{\pi \in \Pi(\mathbb{P}, \mathbb{Q})} \text{ess. sup}_{\pi} (d)$ for $p = \infty$. Intuitively, the Wasserstein distance between two distributions \mathbb{P} and \mathbb{Q} is defined as the minimum cost to transport the mass of \mathbb{P} to \mathbb{Q} . The WDRO problem with a given budget of perturbation $\epsilon > 0$ can be written as

$$\inf_{\theta} \sup_{\mathbb{P} \in \Omega_p} \mathbb{E}_{\mathbb{P}}[\ell(Z; \theta)] \text{ where } \Omega_p = \{\mathbb{P} \mid \mathcal{W}_{d,p}(\mathbb{P}, \mathbb{P}_N) \leq \epsilon\}. \quad (3)$$

It is worth noting that $\mathcal{W}_{d,p} \leq \mathcal{W}_{d,p'}$ if $p \geq p'$, thus $\Omega_1 \supseteq \Omega_p \supseteq \Omega_{p'} \supseteq \Omega_{\infty}$ (see Figure 1).

Lipschitz Certificate For $p = 1$, the worst-case risk over a Wasserstein ball admits the standard Lipschitz upper bound

$$\sup_{\mathbb{P} \in \Omega_1} \mathbb{E}_{\mathbb{P}}[\ell(Z; \theta)] \leq \mathbb{E}_{\mathbb{P}_N}[\ell(Z; \theta)] + L\epsilon. \quad (4)$$

where L is any Lipschitz constant of $z \mapsto \ell(z; \theta)$ with respect to the ground cost. This inequality follows from weak duality and is widely used to make the WDRO objective tractable: one replaces the inner maximization by the surrogate $L\epsilon$ and then controls L (Mohajerin Esfahani & Kuhn, 2018; Blanchet et al., 2019; Gao & Kleywegt, 2023; Gao et al., 2024). In practice, estimating L reduces to bounding the network’s (global or local) Lipschitz modulus, e.g., fast global products of per-layer operator norms (Virmaux & Scaman, 2018) or tighter activation-aware/local certificates (Jordan & Dimakis, 2020; Shi et al., 2022).

Adversarial Attack. Adversarial attack methods often construct a perturbed distribution by shifting each sample $X^{(i)}$ along a specific adversarial direction $u^{(i)}$ to get $X_{\text{adv}}^{(i)}$ (Goodfellow et al., 2014; Moosavi-Dezfooli et al., 2016; Carlini & Wagner, 2017). These methods are essentially point-wise attacks, which draws a distribution $\mathbb{P}_{\text{adv}} = \sum_{i=1}^N \frac{1}{N} \delta_{X_{\text{adv}}^{(i)}}$ in the Wasserstein ambiguity set

$\Omega_p = \{\mathbb{P} : \mathcal{W}_{d,p} \leq \epsilon\}$ when $p = \infty$ (see Figure 1). Whereas, in the $p = 1$ case, the ambiguity set only constrains the average transportation cost under an optimal coupling. Hence, the adversary may move some points farther and others less as long as the mean cost stays within budget. This creates a significant gap between the robustness measured against $\Omega_{p=\infty}$ attacks and the theoretical robustness or Lipschitz certificates 4 which are developed for $\Omega_{p=1}$ (Mohajerin Esfahani & Kuhn, 2018; Carlini et al., 2019; Rice et al., 2021).

3 TRACTABLE INTERPRETATION OF WDRO FOR NEURAL NETWORKS

For certain shallow and convex models (e.g., linear regression, support vector machines, etc.), the tractable representation of the WDRO problem 3 is well-established in the literature (Mohajerin Esfahani & Kuhn, 2018; Blanchet et al., 2019; Gao & Kleywegt, 2023; Gao et al., 2024). This tractable form enables a computational advantage and provides a clear interpretation of the robustness of regularization mechanisms. In that line of work, the Lipschitz constant often provides a practical and tight upper bound of the corresponding upper bounds. However, when the loss is non-convex, the Lipschitz certificate is not always tight, as outlined in the following remark.

Remark. Consider a single-point empirical $\mathbb{P}_N = \delta_{\{X^{(1)}=2\}}$ and a loss given by

$$\ell(x) = \begin{cases} |x| & \text{if } |x| \leq 1, \\ \frac{1}{2}|x| + \frac{1}{2} & \text{otherwise.} \end{cases}$$

Then ℓ is Lipschitz with modulus 1, however $\sup_{\Omega_1} \mathbb{E}_{\mathbb{P}}[\ell(X)] = \mathbb{E}_{\mathbb{P}_N}[\ell(X)] + \frac{\epsilon}{2}$ for any $\epsilon > 0$.

As presented in the following sections, our main theoretical results (Theorem 3.1 and 3.3) show that Lipschitz modulus provides a tight upper bound for the WDRO problem 3 for a class of ReLU neural networks and smooth activated neural networks.

3.1 EXACT AND TRACTABLE INTERPRETATION OF WDRO FOR ReLU NEURAL NETWORKS

For a broad class of ReLU networks, the tight (local) Lipschitz constant can be found exactly via activation patterns. For example, for any H -layer ReLU network $\theta(x) = W_{H+1}(\text{ReLU}(\cdots(W_1x + b_1)\cdots) + b_H)$, let

$$L_\theta = \sup_{x \in \mathcal{X}} \sup_{J \in \partial\theta(x)} \|J\|_{r \rightarrow \bar{r}}, \quad (5)$$

where $J \in \partial\theta(x)$ is a general Jacobian of θ at x , then Jordan & Dimakis (2020, Theorem 1) has shown that $\|\theta(x') - \theta(x)\|_{\bar{r}} \leq L_\theta \times \|x' - x\|_r$ for any $x', x \in \mathcal{X}$. Moreover, if θ is in general position (Jordan & Dimakis, 2020, Definition 4), then the chain rule applies and any general Jacobian J must have a form as $W_{H+1}D_H W_H \cdots D_1 W_1$ for some $[0, 1]$ -diagonal matrix D_h , $h = 1, \dots, H$. It is worth noting that the set of ReLU networks *not* in general position is negligible (Jordan & Dimakis, 2020, Theorem 3). Now in equation 5, the maximizer of a convex function (norm operator) must happen at vertices, thus we only need to consider 0/1-diagonal matrix D_h .

We formally introduce the concept of mask as follows.

Definition 3.1 (Mask and Cell). Let $\theta(x) = W_{H+1}(\text{ReLU}(\cdots(W_1x + b_1)\cdots) + b_H)$ be a ReLU network which is in general position. For any tuple $\mathbf{D} = (D_1, \dots, D_H)$, we define

$$J_{\mathbf{D}} = W_{H+1}D_H W_H \cdots D_1 W_1.$$

For any $x \in \mathcal{X}$, we define the set of all 0/1-diagonal masks at x as

$$\mathcal{D}_x = \{\mathbf{D} = (D_1, \dots, D_H) \mid J_{\mathbf{D}} \in \partial\theta(x), D_h \text{ is 0/1-diagonal}, h = 1, \dots, H\}$$

We denote $\mathcal{D}_{\mathcal{X}} = \cup_{x \in \mathcal{X}} \mathcal{D}_x$ as the (finite) set of all possible masks.

For any mask $\mathbf{D} = (D_1, \dots, D_H) \in \mathcal{D}_x$, let $\mathcal{C}_{\mathbf{D}}$ be the cell, which is an open linear region, defined by

$$\mathcal{C}_{\mathbf{D}} = \{x \mid \text{pre}_h(x)_j > 0 \text{ if } D_h(j, j) = 1 \text{ and } \text{pre}_h(x)_j < 0 \text{ if } D_h(j, j) = 0, h = 1, \dots, H\},$$

where the pre-activation functions are defined as

$$\text{pre}_h : x \mapsto W_h(\text{ReLU}(\cdots(W_1x + b_1)\cdots) + b_h).$$

Given this definition of mask and note that $\mathcal{D}_{\mathcal{X}}$ is finite, one can rewrite equation 5 as $L_{\theta} = \max_{D \in \mathcal{D}_{\mathcal{X}}} \|J_D\|_{r \rightarrow \tilde{r}}$. We adopt this notion and show that it induces an upper bound for the Wasserstein distributional robust optimization (WDRO) problem 3 with cross-entropy loss. Moreover, this upper bound is tight for a class of monotonic ReLU networks.

Theorem 3.1 (WDRO for ReLU). *Given a ReLU network $\theta(x) = W_{H+1}(\text{ReLU}(\cdots(W_1x + b_1)\cdots) + b_H)$ being in general position, $1/r + 1/s = 1$ and ℓ being the cross-entropy or DLR loss, define*

$$\mathbf{L} \triangleq 2^{1/s} \max_{D \in \mathcal{D}_{\mathcal{X}}} \|J_D\|_{r \rightarrow s}, \quad (6)$$

and

$$\mathbf{l} \triangleq \max_{x \in \mathcal{X}, k' \neq k} \sup_{D \in \mathcal{D}_x, \|u\|_r=1} \{(e_{k'} - e_k)^\top J_D u \mid u \in \text{rec}(\mathcal{C}_D)\}. \quad (7)$$

where $J_D, \mathcal{C}_D, \mathcal{D}_{\mathcal{X}}$ are defined in Definition 3.1 and $\text{rec}(\mathcal{C}_D)$ is the recession cone of \mathcal{C}_D . Then for any $\epsilon > 0$, we have

$$\mathbb{E}_{\mathbb{P}_N}[\ell(Z; \theta)] + \mathbf{l}\epsilon \leq \sup_{\mathbb{P}: \mathcal{W}_{d,1}(\mathbb{P}, \mathbb{P}_N) \leq \epsilon} \mathbb{E}_{\mathbb{P}}[\ell(Z; \theta)] \leq \mathbb{E}_{\mathbb{P}_N}[\ell(Z; \theta)] + \mathbf{L}\epsilon. \quad (8)$$

Moreover, if the dual-norm maximizer $\mathcal{M}_r(J_{D^*}^\top(e_{k'^*} - e_{k^*})) \in \text{rec}(\mathcal{C}_{D^*})$ where D^* is a maximizer of 6 and (k'^*, k^*) is a maximizer of 7, and $(e_{k'^*} - e_{k^*})$ is the largest increment direction of J_{D^*} , then $\mathbf{l} = \mathbf{L}$.

Proof. To prove inequality 8, we show that $\ell(\cdot, \theta)$ is \mathbf{L} -Lipschitz, and a direction u found in equation 7 induces an admissible attack \mathbb{P}_{adv} satisfying that $\mathbb{E}_{\mathbb{P}_{\text{adv}}}[\ell(Z; \theta)] \approx \mathbb{E}_{\mathbb{P}_N}[\ell(Z; \theta)] + \mathbf{l}\epsilon$ and $\mathcal{W}_{d,1}(\mathbb{P}_{\text{adv}}, \mathbb{P}_N) \leq \epsilon$. To verify the sufficient condition of $\mathbf{l} = \mathbf{L}$, we show that the constructed \mathbb{P}_{adv} provides $\mathbf{l} = \mathbf{L}$. We provide detailed proof in Appendix A.1. \square

In Figure 2, we illustrate an instance in which our lower and upper bounds match. While equation 7 provides a tight lower bound of the WDRO, it is impractical to scan through all $x \in \mathcal{X}$ and its mask \mathcal{D}_x . We then introduce a practical lower bound of which we consider the mask associated with the sample points only.

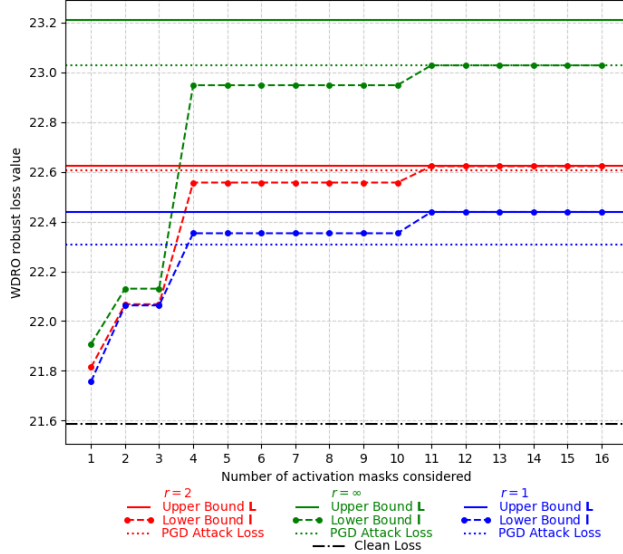


Figure 2: WDRO bounds and PGD attack loss for a fixed $n = K = 2$ ReLU classifier with one hidden layer of dimension 8. Lower-bound curves are the cumulative \mathbf{l} as more reachable activation masks are considered.

Corollary 3.2 (Practical lower bound). *Given assumptions and notations used in Theorem 3.1, let $\mathcal{Z}_N = \{(X^{(1)}, Y^{(1)}), \dots, (X^{(N)}, Y^{(N)})\}$ and*

$$l_N \triangleq \max_{\substack{(X^{(i)}, Y^{(i)}) \in \mathcal{Z}_N, \\ D \in \mathcal{D}_x}} \max_k \sup_{\|u\|_r=1} \left\{ (e_k - Y^{(i)})^\top J_D u \mid u \in \text{int}(\text{rec}(\mathcal{C}_D)) \right\}. \quad (9)$$

Then $l_N \leq l$.

In the spirit of formulation 9, we propose a practical adversarial attack in Section 4 which aims to find adversarial direction $u^{(i)}$ for each sample i so that it maximizes the change of the logit function.

3.2 EXACT AND TRACTABLE INTERPRETATION OF WDRO FOR SMOOTH ACTIVATION NEURAL NETWORKS

For networks with smooth activations, e.g., GELU (Hendrycks & Gimpel, 2016), SiLU/Swish (Ramachandran et al., 2017; Elfving et al., 2018), WDRO duality connects worst-case (adversarial) risk to first-order geometry via the Jacobian of the logit map, yielding global Lipschitz-type upper penalties of the form $\sup_{x \in \mathcal{X}} \|J(x)\|_{r \rightarrow s}$. Compared to piecewise-linear ReLU certificates, smooth nets trade exact cell-wise constancy for differentiability along rays and curves, suggesting bounds driven by asymptotic Jacobian behavior rather than activation masks.

Let t be a positive scalar, $\theta : \mathcal{X} \subseteq \mathbb{R}^n \rightarrow \mathbb{R}^K$ be a classifier with smooth activations and cross-entropy loss; let $J(x) \in \mathbb{R}^{K \times n}$ be its Jacobian. We then have the following result.

Theorem 3.3 (WDRO for Smooth Networks). *Let $\theta : \mathbb{R}^n \rightarrow \mathbb{R}^k$ be a differentiable network, $1/r + 1/s = 1$ and ℓ being the cross-entropy or DLR loss, define*

$$L \triangleq 2^{1/s} \sup_{x \in \mathcal{X}} \|\nabla_x \theta(x)\|_{r \rightarrow s},$$

and

$$l \triangleq \sup_{x \in \mathcal{X}} \max_{k' \neq k} \sup_{\|u\|_r=1} \left\{ (e_{k'} - e_k)^\top \nabla_x \theta(x) u \right\}.$$

Then for any $\epsilon > 0$,

$$\mathbb{E}_{\mathbb{P}_N}[\ell(Z; \theta)] + l\epsilon \leq \sup_{\mathbb{P} : \mathcal{W}_{d,1}(\mathbb{P}, \mathbb{P}_N) \leq \epsilon} \mathbb{E}_{\mathbb{P}}[\ell(Z; \theta)] \leq \mathbb{E}_{\mathbb{P}_N}[\ell(Z; \theta)] + L\epsilon.$$

In this setting, first-order WDRO penalties are controlled by how $J(x)$ amplifies unit directions and how that amplification projects onto the most competitive non-true logit. The upper slope L is the global worst-case amplification, while the lower, margin-directional slope l follows rays $x^{(i)} + tu$ and harvests only the component along $(e_{k'} - e_{k_i})$. When a ray both attains the global operator norm and aligns with a margin difference, the bound is tight to first order ($l = L$). This motivates the adversarial procedure used our adversarial attack algorithm WDA (Algorithm 1), where we search for a direction u and a rival class k' that maximize the first-order increase $(e_{k'} - e_{k_i})^\top J(x)u$.

4 WASSERSTEIN DISTRIBUTIONAL ATTACK

Existing point-wise attacks such as FGSM (Goodfellow et al., 2014), DeepFool (Moosavi-Dezfooli et al., 2016), AA (Croce & Hein, 2020), AAA (Liu et al., 2022), keep the adversarial distribution supported on exactly N points, where each point $X_{\text{adv}}^{(i)}$ is perturbed to be precisely on the boundary of the ϵ -ball centered at $X^{(i)}$. To address this issue, we propose a novel method called *Wasserstein Distributional Attack* (WDA). At a high level, WDA constructs an adversarial distribution, \mathbb{P}_{adv} , supported on a set of $2N$ points. This set comprises of N original empirical samples $X^{(i)}$ and N corresponding adversarial points $X_{\text{adv}}^{(i)}$, each perturbed to an r -norm distance $\kappa\epsilon$ from $X^{(i)}$ using the first-order, margin-aligned directions predicted by Theorems 3.1–3.3, for some $\kappa \geq 1$. In other words,

$$\mathbb{P}_{\text{adv}} = \frac{1}{N} \sum_{i=1}^N \left(1 - \frac{1}{\kappa} \right) \delta_{(X^{(i)}, Y^{(i)})} + \frac{1}{\kappa} \delta_{(X_{\text{adv}}^{(i)}, Y^{(i)})}. \quad (10)$$

In the special case where $\kappa = 1$, our proposed attack reduces to existing point-wise methods. When $\kappa = 2$, WDA simplifies to a uniform distribution over all $2N$ points, with each point receiving a weight of $\frac{1}{2N}$. This $2N$ -support mixture belongs to the Ω_1 ambiguity set and serves as a constructive, distributional adversary; it is not necessarily the inner maximizer of WDRO. We now make the first-order ascent directions explicit; this is the step used by WDA to realize the margin-aligned rays from Theorems 3.1–3.3.

Define (sub)gradient $g_j(x) \in \partial_x(\theta_j - \theta_k)(x)$. Then $\mathcal{M}_r(g_j)$ give the per-iteration, first-order version of the ray ascent used in Theorems 3.1–3.3: within a ReLU cell (affine logits) or for smooth activations (continuous J), moving along $u_j = \mathcal{M}_r(g_j)$ increases the gap at rate $\|g_j(x)\|_s$. During an initial probing phase, we evaluate all rivals $j \neq k$ using these first-order steps. At the end of that phase, we fix a single rival j^* based on the logits magnitude and continue the remaining iterations. If we allow j^* to change at every step, the update can oscillate across classes and chase locally steep but globally suboptimal directions for misclassifications. Finally, we project each step to the ball of radius $\kappa\epsilon$ around the anchor $X^{(i)}$ to the WDRO budget. The procedure for implementing the Wasserstein Distributional Attack is presented in Algorithm 1. A visualization of our algorithm is shown in Figure 3.

Algorithm 1 Wasserstein Distributional Attack (WDA)

```

1: Inputs: neural network  $\theta : \mathbb{R}^n \rightarrow \mathbb{R}^K$ , empirical distribution  $\mathbb{P}_N = \sum_{i=1}^N \delta_{(X^{(i)}, Y^{(i)})}$ , budget  $\epsilon > 0$ , cost-norm  $r \in \{1, 2, \infty\}$ , WDA paramter  $\kappa \geq 1$ , step size  $\alpha > 0$ , and  $0 < \text{prob} \leq \text{maxiter}$ 
2: Outputs: Wasserstein distributional attack  $\mathbb{P}_{\text{adv}}$  such that  $\mathcal{W}_{d,1}(\mathbb{P}_{\text{adv}}, \mathbb{P}_N) \leq \epsilon$  where  $d((x', y'), (x, y)) = \|x' - x\|_r + \infty \cdot \mathbf{1}_{\{y' \neq y\}}$ 
3: Initialize: dual-norm maximizer  $\mathcal{M}$  (1), projection  $\Pi$  (2)
4: for  $i = 1$  to  $N$  do
5:    $x_0 \leftarrow X^{(i)}$ ,  $e_k \leftarrow Y^{(i)}$  for some  $k = 1, \dots, K$ 
6:   for iter = 0 to maxiter do
7:     if iter < prob then  $\mathcal{J} = \{1, \dots, K\} \setminus \{k\}$  else  $\mathcal{J} = \{j^*\}$ 
8:      $g_j \leftarrow \nabla_x \theta(x_{\text{iter}})^\top (e_j - e_k)$  for  $j \in \mathcal{J}$ 
9:      $u_j \leftarrow \mathcal{M}_r(g_j)$  for  $j \in \mathcal{J}$ 
10:     $\varphi_j \leftarrow \Pi_{r, X^{(i)}, \kappa\epsilon}(x_{\text{iter}} + \alpha u_j)$  for  $j \in \mathcal{J}$ 
11:     $j^* = \arg \max_{j \in \mathcal{J}} \theta_j(\varphi_j)$ 
12:     $x_{\text{iter}+1} \leftarrow \varphi_{j^*}$ 
13:   end for
14:    $X_{\text{adv}}^{(i)} \leftarrow x_{\text{maxiter}}$ 
15: end for
16:  $\mathbb{P}_{\text{adv}} \leftarrow \frac{1}{N} \sum_{i=1}^N \left(1 - \frac{1}{\kappa}\right) \delta_{(X^{(i)}, Y^{(i)})} + \frac{1}{\kappa} \delta_{(X_{\text{adv}}^{(i)}, Y^{(i)})}$ 
17: return  $\mathbb{P}_{\text{adv}}$ 

```

5 RELATED WORK

Robustness Certificates Early scalable global certificates control the Lipschitz constant by multiplying per-layer operator norms, which is fast to compute yet data-agnostic and typically loose on deep nets (Virmaux & Scaman, 2018). For ReLU networks, local (activation-aware) methods exploit piecewise linearity to produce much tighter, input-conditioned certificates on individual activation regions (Katz et al., 2017; Ehlers, 2017; Weng et al., 2018; Singh et al., 2018; Shi et al., 2022). Most relevant to exact local Lipschitzness, Jordan & Dimakis (2020) showed that for a broad class of ReLU networks in general position, the local Lipschitz constant can be computed exactly by optimizing over activation patterns.

Adversarial Attacks Adversarial Attack methods seek for perturbation x' formed by adding a small, human-imperceptible perturbation to a clean input x that causes misclassification (Szegedy et al., 2014). The threat model specifies the attacker’s knowledge (white-box vs. black-box), the admissible perturbation set (e.g., r_2 balls with budget ϵ), and the objective (e.g., worst-case loss within the ball). Canonical white-box methods include FGSM (Goodfellow et al., 2014), multi-step PGD (Madry et al., 2018), CW (Carlini & Wagner, 2017), and gradient-based margin attacks such as DeepFool (Moosavi-Dezfooli et al., 2016). Decision-based and score-free attacks (black-box) include Boundary Attack (Brendel et al., 2021) and Square Attack (Andriushchenko et al.,

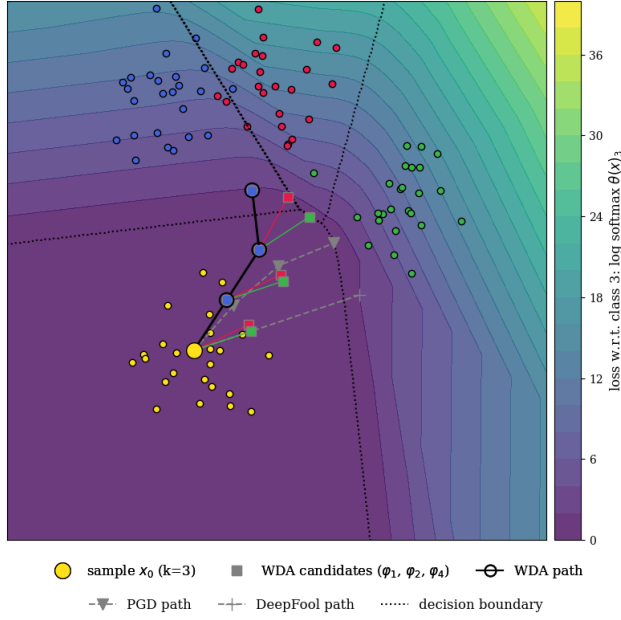


Figure 3: Wasserstein Distributional Attack (WDA, Alg. 1) for $r = 2$. At each iteration x_t , WDA forms $K - 1$ candidates φ_j and updates using the one with the largest logit $\theta_j(\varphi_j)$. For reference, PGD follows the dual-norm gradient direction; DeepFool linearizes the decision boundary.

2020). Robust evaluation is subtle: gradient masking can inflate apparent robustness if attacks are not adapted (Athalye et al., 2018).

To standardize evaluation, AutoAttack (AA) (Croce & Hein, 2020) composes strong, parameter-free attacks (APGD-CE, APGD-DLR, FAB, Square) and is widely adopted for reporting robust accuracy. RobustBench (Croce et al., 2021) curates model zoos and standardized test protocols across datasets and r_p threat models, enabling comparable and reproducible robustness claims. Liu et al. (2022) proposed Adaptive Auto Attack (A^3), which incorporates Adaptive Direction Initialization (ADI) and Online Statistics-based Discarding (ODS) (Tashiro et al., 2020) to enhance attack efficiency. In our experiments, we report robustness under AA and A^3 following RobustBench conventions and use them as baselines for comparison.

Several works have focused on adversarial attacks tailored to ReLU networks. Croce & Hein (2018) introduced rLR-QP, a gradient-free method that navigates the piecewise-linear regions of ReLU models by solving convex subproblems and enhancing exploration with randomization and local search. More recently, Zhang et al. (2022) developed BaB-Attack, a branch-and-bound framework that operates in activation space, leveraging bound propagation, beam search, and large neighborhood search to uncover stronger adversarial examples than conventional gradient-based approaches, particularly on hard-to-attack inputs.

6 EXPERIMENTS

Experimental settings To evaluate the effectiveness of WDA, we test the adversarial robustness of several state-of-the-art defense models on the CIFAR-10 dataset. For comparison, we report both r_∞ and r_2 robustness under perturbation budgets of $\epsilon = 8/255$ and $\epsilon = 0.5$, respectively. In addition to point-wise attack, we conduct a separate Wasserstein distributional attack experiment to further validate our method. Specifically, we set $\kappa = 2$ in Algorithm 1 to find the adversarial (distributional) attack \mathbb{P}_{adv} equation 10 and reporting classification accuracy on the distribution by $(1 - 1/\kappa) \times \text{clean accuracy} + \kappa \times \text{adversarial accuracy}$. Our attack is benchmarked against AA, APGD-DLR, APGD-CE (Croce & Hein, 2020), and A^3 (Liu et al., 2022). The defense models, along with their official implementations and pretrained weights, are obtained from RobustBench

Table 1: Comparison of robust accuracy of WDA and baseline methods against various defenses on CIFAR-10 with r_∞ perturbations ($\epsilon = 8/255$) and r_2 perturbations ($\epsilon = 0.5$), as well as on CIFAR-100 with r_∞ perturbations ($\epsilon = 8/255$). The first column reports the source paper corresponding to each defense method.

PAPER	MODEL	CLEAN	SINGLE METHOD				ENSEMBLE METHOD		
			APGD -CE	APGD -DLR	WDA ($\kappa = 1$)	WDA ($\kappa = 2$)	AA	A ³	A ³⁺⁺
CIFAR-10 – $r_\infty, \epsilon = 8/255$									
BARTOLDSON ET AL. (2024)	WRN-94-16	93.68	76.15	74.31	74.05	65.25	73.71	73.55	73.54
BARTOLDSON ET AL. (2024)	WRN-82-8	93.11	74.17	72.54	71.85	62.06	71.59	71.46	71.46
CUI ET AL. (2024)	WRN-28-10	92.16	70.60	68.62	68.07	60.01	67.73	67.58	67.57
WANG ET AL. (2023)	WRN-70-16	93.25	73.46	71.68	71.02	63.08	70.69	70.53	70.52
WANG ET AL. (2023)	WRN-28-10	92.44	70.24	68.24	67.60	60.96	67.31	67.17	67.17
XU ET AL. (2023)	WRN-28-10	93.69	67.08	69.00	66.39	63.25	63.89	63.93	63.84
SEHWAG ET AL. (2022)	RN-18	84.59	58.40	57.66	56.30	54.65	55.54	55.50	55.50
CIFAR-10 – $r_2, \epsilon = 0.5$									
WANG ET AL. (2023)	WRN-70-16	95.54	85.66	85.30	85.00	77.63	84.97	84.96	84.97
WANG ET AL. (2023)	WRN-28-10	95.16	84.52	83.89	83.71	76.31	83.68	83.68	83.68
SEHWAG ET AL. (2022)	WRN-34-10	90.93	78.23	78.16	77.51	72.01	77.24	77.22	77.25
SEHWAG ET AL. (2022)	RN-18	89.76	75.24	75.32	74.69	69.75	74.41	74.41	74.40
DING ET AL. (2020)	WRN-28-4	88.02	66.62	66.62	66.22	63.04	66.09	66.05	66.06
CUI ET AL. (2024)	WRN-28-10	89.05	66.58	67.08	66.59	64.19	66.44	66.41	66.42
CIFAR-100 – $r_\infty, \epsilon = 8/255$									
WANG ET AL. (2023)	WRN-28-10	72.58	44.09	39.66	39.12	43.61	38.77	38.70	38.71
ADDEPALLI ET AL. (2022)	RN-18	65.45	33.47	28.82	28.26	37.64	27.67	27.65	27.63
CUI ET AL. (2024)	WRN-28-10	73.85	43.82	40.37	39.57	43.68	39.18	39.17	39.14

Croce et al. (2021). All experiments are conducted on 2x NVIDIA GeForce RTX 4090 GPU and 1x NVIDIA H200.

6.1 COMPARISON WITH EXISTING BASELINES

Setup For the baselines AA, APGD-DLR, APGD-CE, and A³, we adopt the configurations reported in their respective research papers. Meanwhile, in WDA, we set the number of probe steps to $\alpha_{probe} = 10$, and use $\alpha_{atk} = 20$ attack iterations. We further propose A³⁺⁺, an extension of A³ that incorporates our attack into its framework.

Robustness on r_∞ and l_2 Perturbations for CIFAR-10 Table 1 presents the robust accuracy of several attack methods under r_∞ perturbations with $\epsilon = 8/255$ and r_2 perturbations with $\epsilon = 0.5$. Across both single and ensemble based threat models, WDA consistently outperforms other single-method attacks (APGD-CE and APGD-DLR), highlighting its effectiveness as a stronger standalone adversarial evaluation. Moreover, WDA achieves results that are often comparable to ensemble-based methods, indicating its ability to match the strength of more computationally demanding attack aggregations. Within the ensemble family, A³⁺⁺ demonstrates clear improvements over AA and provides competitive performance with A³, surpassing it on several defense models (3 out of 7 under r_∞ and 1 out of 6 under r_2). Notably, under r_∞ and r_2 , WDA ($\kappa = 2$) produces lower robust accuracy values than other attacking methods across all defense models. This highlights the potential of Wasserstein distributional attack.

6.2 ABLATION STUDY

Analysis on the effect of different parameter on robust accuracy Figure 4 illustrates how the robust accuracy of WDA varies as the parameter κ increases. Across all models, raising κ beyond 1 generally leads to a noticeable drop in robust accuracy. Specifically, for the models from Wang et al. (2023), Sehwag et al. (2022), and Sehwag et al. (2022) (RN-18), the best performance is observed at $\kappa = 3$, whereas for Ding et al. (2020), the lowest robust accuracy occurs at $\kappa = 2$. These results indicate that increasing κ consistently weakens model robustness, with the precise κ that produces the largest drop depending on the architecture. Figure 5 presents robust accuracy for the Wang et al. (2023) model with r_2 perturbations and with different step sizes for attack. The x-axis represents iterations, and the y-axis shows robust accuracy. In Figure 5, smaller step sizes (0.01 and 0.005) lead to higher robust accuracy (97%–99%), reflecting weaker attacks. The most effective attack occurs

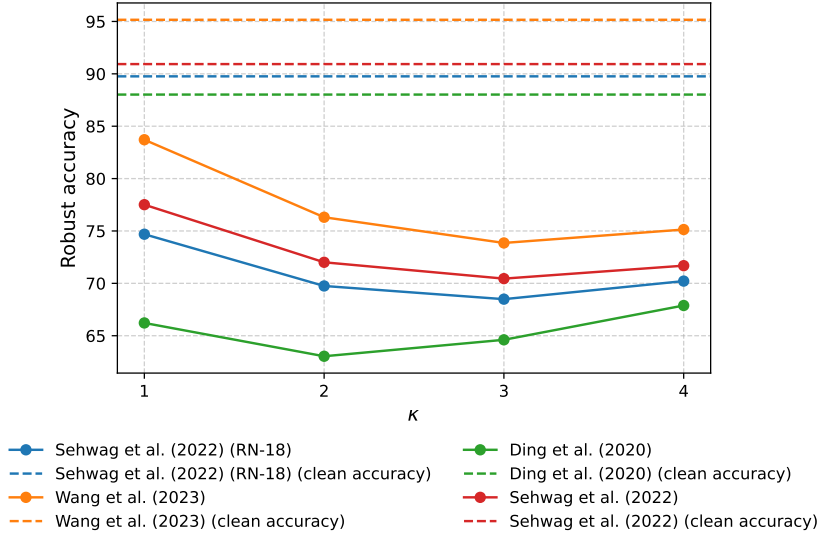


Figure 4: Robust accuracy with varying κ on different defense methods.

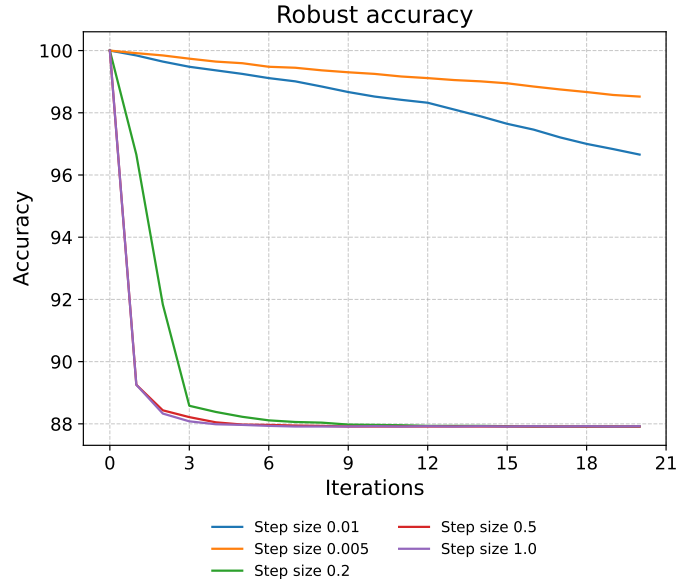


Figure 5: Convergence of Wang et al. (2023) under ℓ_2 perturbations ($\epsilon = 0.5$).

at step size 0.2, where the accuracy drops to around 88%. At larger step sizes (0.5 and 1.0), robust accuracy stabilizes at lower values despite initial drops, suggesting reduced attack effectiveness.

7 CONCLUSIONS

We presented tight robustness certificates and stronger adversarial attacks for deep neural networks by exploiting their local geometric structure. For ReLU networks, we derived exact WDRO bounds using their piecewise-affine property, computing data-dependent Lipschitz constants from activation patterns that significantly tighten existing global bounds. For networks with smooth activations (GELU, SiLU), we characterized the worst-case loss through asymptotic Jacobian behavior along adversarial rays, providing the first tractable WDRO analysis for these modern architectures. Our Wasserstein Distributional Attack (WDA) algorithm constructs adversarial distributions on $2N$

points rather than restricting to N perturbed points, achieving lower robust accuracy than state-of-the-art methods across CIFAR-10/100 benchmarks. While WDA incurs additional computational overhead compared to single-point attacks due to evaluating multiple candidate perturbations per iteration, it demonstrates that existing robustness evaluations significantly underestimate vulnerability by considering only point-wise perturbations. Together, these contributions narrow the gap between theoretical certificates and practical evaluation, revealing that both tighter bounds and stronger attacks emerge from properly leveraging network geometry and distributional perspectives.

REFERENCES

- Sravanti Addepalli, Samyak Jain, et al. Efficient and effective augmentation strategy for adversarial training. *Advances in Neural Information Processing Systems*, 35:1488–1501, 2022.
- Maksym Andriushchenko, Francesco Croce, Nicolas Flammarion, and Matthias Hein. Square attack: a query-efficient black-box adversarial attack via random search. In *European conference on computer vision*, pp. 484–501. Springer, 2020.
- Anish Athalye, Nicholas Carlini, and David Wagner. Obfuscated gradients give a false sense of security: Circumventing defenses to adversarial examples. In *International conference on machine learning*, pp. 274–283. PMLR, 2018.
- Brian R Bartoldson, James Diffenderfer, Konstantinos Parasyris, and Bhavya Kaillkhura. Adversarial robustness limits via scaling-law and human-alignment studies. In *Proceedings of the 41st International Conference on Machine Learning*, pp. 3046–3072, 2024.
- Jose Blanchet, Yang Kang, and Karthyek Murthy. Robust wasserstein profile inference and applications to machine learning. *Journal of Applied Probability*, 56(3):830–857, 2019.
- Wieland Brendel, Jonas Rauber, Matthias Bethge, and Decision-Based Adversarial. Decision-based adversarial attacks: Reliable attacks against black-box machine learning models. *Advances in Reliably Evaluating and Improving Adversarial Robustness*, pp. 77, 2021.
- Nicholas Carlini and David Wagner. Towards evaluating the robustness of neural networks. In *2017 IEEE Symposium on Security and Privacy (SP)*, pp. 39–57. IEEE, 2017.
- Nicholas Carlini, Anish Athalye, Nicolas Papernot, Wieland Brendel, Jonas Rauber, Dimitris Tsipras, Ian Goodfellow, Aleksander Madry, and Alexey Kurakin. On evaluating adversarial robustness. *arXiv preprint arXiv:1902.06705*, 2019.
- Hong Chu, Meixia Lin, and Kim-Chuan Toh. Wasserstein distributionally robust optimization and its tractable regularization formulations. *arXiv preprint arXiv:2402.03942*, 2024.
- Jeremy Cohen, Elan Rosenfeld, and Zico Kolter. Certified adversarial robustness via randomized smoothing. In *International Conference on Machine Learning*, pp. 1310–1320. PMLR, 2019.
- Francesco Croce and Matthias Hein. A randomized gradient-free attack on relu networks. In *German Conference on Pattern Recognition*, pp. 215–227. Springer, 2018.
- Francesco Croce and Matthias Hein. Reliable evaluation of adversarial robustness with an ensemble of diverse parameter-free attacks. In *International Conference on Machine Learning*, pp. 2206–2216. PMLR, 2020.
- Francesco Croce, Maksym Andriushchenko, Vikash Sehwal, Edoardo Debenedetti, Nicolas Flammarion, Mung Chiang, Prateek Mittal, and Matthias Hein. Robustbench: a standardized adversarial robustness benchmark. In *Thirty-fifth Conference on Neural Information Processing Systems Datasets and Benchmarks Track (Round 2)*, 2021.
- Jiequan Cui, Zhuotao Tian, Zhisheng Zhong, Xiaojuan Qi, Bei Yu, and Hanwang Zhang. Decoupled kullback-leibler divergence loss. *Advances in Neural Information Processing Systems*, 37:74461–74486, 2024.
- Gavin Weiguang Ding, Yash Sharma, Kry Yik Chau Lui, and Ruitong Huang. Mma training: Direct input space margin maximization through adversarial training. In *International Conference on Learning Representations*, 2020.

- Ruediger Ehlers. Formal verification of piece-wise linear feed-forward neural networks. In *International Symposium on Automated Technology for Verification and Analysis*, pp. 269–286. Springer, 2017.
- Stefan Elfving, Eiji Uchibe, and Kenji Doya. Sigmoid-weighted linear units for neural network function approximation in reinforcement learning. *Neural Networks*, 107:3–11, 2018.
- Rui Gao and Anton Kleywegt. Distributionally robust stochastic optimization with wasserstein distance. *Mathematics of Operations Research*, 48(2):603–655, 2023.
- Rui Gao, Xi Chen, and Anton J Kleywegt. Wasserstein distributionally robust optimization and variation regularization. *Operations Research*, 72(3):1177–1191, 2024.
- Ian J. Goodfellow, Jonathon Shlens, and Christian Szegedy. Explaining and harnessing adversarial examples. *CoRR*, abs/1412.6572, 2014.
- Dan Hendrycks and Thomas Dietterich. Benchmarking neural network robustness to common corruptions and perturbations. In *International Conference on Learning Representations*, 2019.
- Dan Hendrycks and Kevin Gimpel. Gaussian error linear units (gelus). *arXiv preprint arXiv:1606.08415*, 2016.
- Matt Jordan and Alexandros G Dimakis. Exactly computing the local lipschitz constant of relu networks. *Advances in Neural Information Processing Systems*, 33:7344–7353, 2020.
- Guy Katz, Clark Barrett, David L Dill, Kyle Julian, and Mykel J Kochenderfer. Reluplex: An efficient smt solver for verifying deep neural networks. In *International Conference on Computer Aided Verification*, pp. 97–117. Springer, 2017.
- Pang Wei Koh, Shiori Sagawa, Henrik Marklund, Sang Michael Xie, Marvin Zhang, Akshay Bal-subramani, Weihua Hu, Michihiro Yasunaga, Richard Lanus Phillips, Irena Gao, et al. Wilds: A benchmark of in-the-wild distribution shifts. In *International Conference on Machine Learning*, pp. 5637–5664. PMLR, 2021.
- Alexey Kurakin, Ian J Goodfellow, and Samy Bengio. Adversarial examples in the physical world. In *Artificial intelligence safety and security*, pp. 99–112. Chapman and Hall/CRC, 2018.
- Ye Liu, Yaya Cheng, Lianli Gao, Xianglong Liu, Qilong Zhang, and Jingkuan Song. Practical evaluation of adversarial robustness via adaptive auto attack. In *Proceedings of the IEEE/CVF Conference on Computer Vision and Pattern Recognition*, pp. 15105–15114, 2022.
- Aleksander Madry, Aleksandar Makelov, Ludwig Schmidt, Dimitris Tsipras, and Adrian Vladu. Towards deep learning models resistant to adversarial attacks. In *International Conference on Learning Representations*, 2018.
- Peyman Mohajerin Esfahani and Daniel Kuhn. Data-driven distributionally robust optimization using the wasserstein metric: Performance guarantees and tractable reformulations. *Mathematical Programming*, 171(1):115–166, 2018.
- Seyed-Mohsen Moosavi-Dezfooli, Alhussein Fawzi, and Pascal Frossard. Deepfool: a simple and accurate method to fool deep neural networks. In *Proceedings of the IEEE conference on computer vision and pattern recognition*, pp. 2574–2582, 2016.
- Vinod Nair and Geoffrey E Hinton. Rectified linear units improve restricted boltzmann machines. In *Proceedings of the 27th international conference on machine learning (ICML-10)*, pp. 807–814, 2010.
- Yaniv Ovadia, Emily Fertig, Jie Ren, Zachary Nado, David Sculley, Sebastian Nowozin, Joshua Dillon, Balaji Lakshminarayanan, and Jasper Snoek. Can you trust your model’s uncertainty? evaluating predictive uncertainty under dataset shift. *Advances in Neural Information Processing Systems*, 32, 2019.
- Prajit Ramachandran, Barret Zoph, and Quoc V Le. Searching for activation functions. *arXiv preprint arXiv:1710.05941*, 2017.

- Leslie Rice, Anna Bair, Huan Zhang, and J Zico Kolter. Robustness between the worst and average case. In A. Beygelzimer, Y. Dauphin, P. Liang, and J. Wortman Vaughan (eds.), *Advances in Neural Information Processing Systems*, 2021.
- Hadi Salman, Jerry Li, Ilya Razenshteyn, Pengchuan Zhang, Huan Zhang, Sebastien Bubeck, and Greg Yang. Provably robust deep learning via adversarially trained smoothed classifiers. *Advances in Neural Information Processing Systems*, 32, 2019.
- F. Santambrogio. *Optimal Transport for Applied Mathematicians: Calculus of Variations, PDEs, and Modeling*. Progress in Nonlinear Differential Equations and Their Applications. Springer International Publishing, 2015. ISBN 9783319208282.
- Vikash Sehwal, Saeed Mahloujifar, Tinashe Handina, Sihui Dai, Chong Xiang, Mung Chiang, and Prateek Mittal. Robust learning meets generative models: Can proxy distributions improve adversarial robustness? In *International Conference on Learning Representations*, 2022.
- Zhouxing Shi, Yihan Wang, Huan Zhang, J Zico Kolter, and Cho-Jui Hsieh. Efficiently computing local lipschitz constants of neural networks via bound propagation. *Advances in Neural Information Processing Systems*, 35:2350–2364, 2022.
- Gagandeep Singh, Timon Gehr, Matthew Mirman, Markus Püschel, and Martin Vechev. Fast and effective robustness certification. *Advances in Neural Information Processing Systems*, 31, 2018.
- Christian Szegedy, Wojciech Zaremba, Ilya Sutskever, Joan Bruna, Dumitru Erhan, Ian Goodfellow, and Rob Fergus. Intriguing properties of neural networks. In *2nd International Conference on Learning Representations, ICLR 2014*, 2014.
- Rohan Taori, Achal Dave, Vaishal Shankar, Nicholas Carlini, Benjamin Recht, and Ludwig Schmidt. Measuring robustness to natural distribution shifts in image classification. *Advances in Neural Information Processing Systems*, 33:18583–18599, 2020.
- Yusuke Tashiro, Yang Song, and Stefano Ermon. Diversity can be transferred: Output diversification for white-and black-box attacks. *Advances in Neural Information Processing Systems*, 33:4536–4548, 2020.
- C. Villani. *Optimal Transport: Old and New*. Grundlehren der mathematischen Wissenschaften. Springer Berlin Heidelberg, 2008. ISBN 9783540710509.
- Aladin Virmaux and Kevin Scaman. Lipschitz regularity of deep neural networks: analysis and efficient estimation. *Advances in Neural Information Processing Systems*, 31, 2018.
- Zekai Wang, Tianyu Pang, Chao Du, Min Lin, Weiwei Liu, and Shuicheng Yan. Better diffusion models further improve adversarial training. In *International Conference on Machine Learning*, pp. 36246–36263. PMLR, 2023.
- Lily Weng, Huan Zhang, Hongge Chen, Zhao Song, Cho-Jui Hsieh, Luca Daniel, Duane Boning, and Inderjit Dhillon. Towards fast computation of certified robustness for relu networks. In *International Conference on Machine Learning*, pp. 5276–5285. PMLR, 2018.
- Eric Wong and Zico Kolter. Provable defenses against adversarial examples via the convex outer adversarial polytope. In *International Conference on Machine Learning*, pp. 5286–5295. PMLR, 2018.
- Yuancheng Xu, Yanchao Sun, Micah Goldblum, Tom Goldstein, and Furong Huang. Exploring and exploiting decision boundary dynamics for adversarial robustness. In *The Eleventh International Conference on Learning Representations*, 2023.
- Sergey Zagoruyko and Nikos Komodakis. Wide residual networks. In *British Machine Vision Conference 2016*. British Machine Vision Association, 2016.
- Huan Zhang, Shiqi Wang, Kaidi Xu, Yihan Wang, Suman Jana, Cho-Jui Hsieh, and Zico Kolter. A branch and bound framework for stronger adversarial attacks of relu networks. In *International Conference on Machine Learning*, pp. 26591–26604. PMLR, 2022.

A PROOFS

A.1 PROOF OF THEOREM 3.1

Proof of Upper Bound It is a standard result that for any $y = e_k$, if ℓ is the cross-entropy loss then

$$\begin{aligned} |\ell(x', y; \theta) - \ell(x, y; \theta)| &= |\log [\text{softmax } \theta(x')]_k - \log [\text{softmax } \theta(x)]_k| \\ &\leq 2^{1/s} \|\theta(x') - \theta(x)\|_s, \end{aligned} \quad (11)$$

or if ℓ is the DLR loss then

$$\begin{aligned} |\ell(x', y; \theta) - \ell(x, y; \theta)| &= |(\max_{k_1 \neq k} \theta(x')_{k_1} - \theta(x')_k) - (\max_{k_2 \neq k} \theta(x)_{k_2} - \theta(x)_k)| \\ &\leq 2^{1/s} \|\theta(x') - \theta(x)\|_s. \end{aligned} \quad (12)$$

In addition, by Jordan & Dimakis (2020), we have that for any $x', x \in \mathcal{X}$,

$$\|\theta(x') - \theta(x)\|_s \leq \max_{D \in \mathcal{D}_{\mathcal{X}}} \|J_D\|_{r \rightarrow s} \times \|x' - x\|_r. \quad (13)$$

Thus,

$$\begin{aligned} |\ell(x', y; \theta) - \ell(x, y; \theta)| &\leq 2^{1/s} \max_{D \in \mathcal{D}_{\mathcal{X}}} \|J_D\|_{r \rightarrow s} \times \|x' - x\|_r \\ &= \mathbf{L} \times d((x', y), (x, y)). \end{aligned} \quad (14)$$

for any $x', x \in \mathcal{X}$ and therefore by using Lipschitz certificate (Mohajerin Esfahani & Kuhn, 2018; Blanchet et al., 2019; Gao & Kleywegt, 2023; Gao et al., 2024; Chu et al., 2024), we have

$$\sup_{\mathbb{P}: \mathcal{W}_{d,1}(\mathbb{P}, \mathbb{P}_N) \leq \epsilon} \mathbb{E}_{\mathbb{P}}[\ell(Z; \theta)] \leq \mathbb{E}_{\mathbb{P}_N}[\ell(Z; \theta)] + \mathbf{L}\epsilon, \quad (15)$$

for any $\epsilon > 0$.

Proof of Lower Bound To show that the lower bound of the worst-case loss is $\mathbb{E}_{\mathbb{P}_N}[\ell(Z; \theta)] + \mathbf{l}\epsilon$, it is enough to construct a perturbation \tilde{Z} , a weight $\eta \in (0, 1]$, and a distribution

$$\mathbb{P}_{\text{adv}} = \sum_{i=1, i \neq \iota}^N \frac{1}{N} \delta_{Z^{(i)}} + \frac{1-\eta}{N} \delta_{Z^{(\iota)}} + \frac{\eta}{N} \delta_{\tilde{Z}}, \quad (16)$$

so that $\mathcal{W}_{d,1}(\mathbb{P}_{\text{adv}}, \mathbb{P}_N) \leq \epsilon$ and $\mathbb{E}_{\mathbb{P}_{\text{adv}}}[\ell(Z; \theta)] \approx \mathbb{E}_{\mathbb{P}_N}[\ell(Z; \theta)] + \mathbf{l}\epsilon$.

Since $\mathcal{D}_{\mathcal{X}}$ is finite, let x^*, D^*, k'^*, k^* and sequence $\{u_t^*\}$ be the maximizer in 7, i.e., $D^* \in \mathcal{D}_{x^*, k'^*} \neq k^*, \{u_t^*\} \subset \text{int}(\text{rec}(\mathcal{C}_{D^*}))$ and

$$(e_{k'^*} - e_{k^*})^\top J_{D^*} u_t^* \rightarrow \mathbf{l} \text{ when } t \rightarrow \infty.$$

In particular, θ is affine and differentiable on $\text{rec}(\mathcal{C}_{D^*})$. Since u_t^* belongs to the open cone $\text{rec}(\mathcal{C}_{D^*})$, one has that for any $\alpha > 0$,

$$\tilde{x} = x^* + \alpha u_t^* \in \text{rec}(\mathcal{C}_{D^*}), \quad (17)$$

and thus

$$\nabla_x \theta(\tilde{x}) = J_{D^*}, \quad \theta(\tilde{x}) - \theta(x^*) = \alpha J_{D^*} u_t^*. \quad (18)$$

Choose root ι so that $(X^{(\iota)}, Y^{(\iota)}) = e_{k^*}$. Then when ℓ is the cross-entropy loss or DLR loss, by a technical Lemma A.1 one has

$$\lim_{\alpha \rightarrow \infty} \frac{\Delta \ell(\alpha)}{\alpha} = \lim_{\alpha \rightarrow \infty} \frac{\ell(\tilde{x}, Y^{(\iota)}; \theta) - \ell(x^*, Y^{(\iota)}; \theta)}{\alpha} \geq v_{k'^*} - v_{k^*}. \quad (19)$$

where $v = J_{D^*} u_t^*$. Now choose α large enough so that $\Delta \ell(\alpha) \approx \alpha(v_{k'^*} - v_{k^*})$, $\Delta \ell(\alpha) \gg \ell(x^*, Y^{(\iota)}; \theta) - \ell(X^{(\iota)}, Y^{(\iota)}; \theta)$, and $N\epsilon < \|\tilde{x} - X^{(\iota)}\|_r \approx \alpha$. Set $\tilde{Z} = (\tilde{x}, Y^{(\iota)})$, then

$$\begin{aligned} \ell(\tilde{Z}; \theta) - \ell(Z^{(\iota)}; \theta) &= \Delta \ell(\alpha) + \ell(x^*, Y^{(\iota)}; \theta) - \ell(X^{(\iota)}, Y^{(\iota)}; \theta) \\ &\approx \|\tilde{x} - X^{(\iota)}\|_r (v_{k'^*} - v_{k^*}) \\ &= d(\tilde{Z}, Z^{(\iota)}) \times (e_{k'^*} - e_{k^*})^\top J_{D^*} u_t^* \xrightarrow{t \rightarrow \infty} \mathbf{l} \times d(\tilde{Z}, Z^{(\iota)}). \end{aligned} \quad (20)$$

Now set $\eta = \frac{N\epsilon}{d(\tilde{Z}, Z^{(\iota)})} \in (0, 1]$, then

$$\mathcal{W}_{d,1}(\mathbb{P}_{\text{adv}}, \mathbb{P}_N) \leq \frac{\eta}{N} d(\tilde{Z}, Z^{(\iota)}) = \epsilon. \quad (21)$$

Moreover,

$$\begin{aligned}
\mathbb{E}_{\mathbb{P}_{\text{adv}}}[\ell(Z; \theta)] &= \mathbb{E}_{\mathbb{P}_N}[\ell(Z; \theta)] + \frac{\eta}{N} \left(\ell(\tilde{Z}; \theta) - \ell(Z^{(\iota)}; \theta) \right) \\
&\approx \mathbb{E}_{\mathbb{P}_N}[\ell(Z; \theta)] + \frac{\epsilon}{d(\tilde{Z}, Z^{(\iota)})} \mathbf{l} d(\tilde{Z}, Z^{(\iota)}) \\
&= \mathbb{E}_{\mathbb{P}_N}[\ell(Z; \theta)] + \mathbf{l} \epsilon.
\end{aligned} \tag{22}$$

Therefore, the lower bound of the worst-case loss is $\mathbb{E}_{\mathbb{P}_N}[\ell(Z; \theta)] + \mathbf{l} \epsilon$.

Sufficient condition of $\mathbf{l} = \mathbf{L}$ Suppose that the dual-norm maximizer $\xi = \mathcal{M}_r(J_{D^*}^\top (e_{k'^*} - e_{k^*})) \in \text{rec}(\mathcal{C}_{D^*})$ where D^* is a maximizer of 6 and (k'^*, k^*) is a maximizer of 7, then we have

$$\begin{aligned}
\mathbf{l} &= (e_{k'^*} - e_{k^*})^\top J_{D^*} u_t^* \\
&\geq (e_{k'^*} - e_{k^*})^\top J_{D^*} \xi && \text{(since } u_t^* \text{ is the maximizer)} \\
&= \|(e_{k'^*} - e_{k^*})^\top J_{D^*}\|_s && \text{(by definition of dual-norm maximizer)} \\
&= \|(e_{k'^*} - e_{k^*})\|_r \|J_{D^*}\|_{r \rightarrow s} \\
&= 2^{1/s} \|J_{D^*}\|_{r \rightarrow s} = \mathbf{L},
\end{aligned} \tag{23}$$

where the second last equality holds true because $(e_{k'^*} - e_{k^*})$ is the largest increment direction of J_{D^*} .

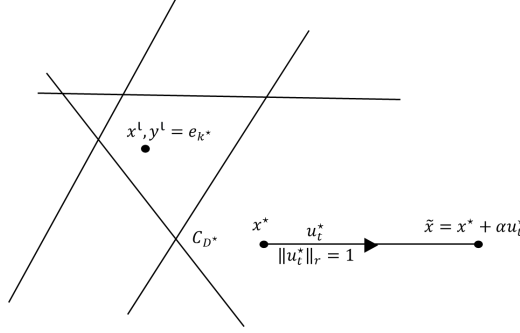


Figure 6: Illustration of Proof of Lower Bound

A.2 PROOF OF THEOREM 3.3

Proof. The proof for the upper and lower bounds is similar to the methodology we discussed in our previous exchange.

Proof of Upper Bound The WDRO upper bound is a direct consequence of the Lipschitz continuity of the loss function. The Lipschitz constant of the combined loss function, $L_\ell = \sup_{Z \in \mathcal{Z}} \|\nabla_x \ell(Z; \theta)\|_r$, is bounded by the product of the Lipschitz constant of the loss with respect to the output and the Lipschitz constant of the network. That is,

$$\mathbf{L} \leq \|J(x)\|_{r \rightarrow s} \cdot \|\nabla_\theta \ell\|_s = \|J(x)\|_{r \rightarrow s} \cdot 2^{1/s}$$

Proof of Lower Bound The proof of the lower bound is identical with the ReLU network case, where it relies on constructing a specific adversarial distribution. This finds a point x^* and a direction u^* that maximize the rate of change of the loss. The constant \mathbf{l} is defined as this maximum rate of change. By constructing a perturbed point $\tilde{x} = x^* + \alpha u^*$ and a corresponding adversarial distribution, it is shown that the worst-case loss is at least $\mathbb{E}_{\mathbb{P}_N}[\ell(Z; \theta)] + \mathbf{l} \epsilon$. \square

A.3 TECHNICAL PROOFS

Lemma A.1 (Technical lemma). *In equation 19, if $\ell = \ell_{CE}$ is the cross-entropy loss, then*

$$\lim_{\alpha \rightarrow \infty} \frac{\Delta \ell_{CE}}{\alpha} = \max_i (J_{D^*} u_t^*)_i - (J_{D^*} u_t^*)_{k^*}.$$

Else if $\ell = \ell_{DLR}$ is the DLR loss, then

$$\lim_{\alpha \rightarrow \infty} \frac{\Delta \ell_{DLR}}{\alpha} = \max_{i \neq k^*} (J_{D^*} u_t^*)_i - (J_{D^*} u_t^*)_{k^*}.$$

Proof. Let $\theta^* = \theta(x^*)$ and the change in network output be $\Delta\theta = \theta(\tilde{x}) - \theta(x^*) = \alpha J_{D^*} u_t^*$. We will analyze the limit for each loss function separately.

Cross-Entropy Loss: The difference in loss is $\Delta \ell_{CE} = \ell_{CE}(\theta(\tilde{x}), e_{k^*}) - \ell_{CE}(\theta(x^*), e_{k^*})$. Using the property $\ell_{CE}(z, e_{k^*}) = -(z_{k^*} - \log \sum_k e^{z_k})$, the loss difference is:

$$\Delta \ell_{CE} = -\Delta\theta_{k^*} + \log \left(\sum_k e^{\Delta\theta_k} \cdot \text{softmax}(\theta^*)_k \right)$$

To find the limit of the average rate of change, $\frac{\Delta \ell_{CE}}{\alpha}$, we substitute $\Delta\theta = \alpha v$, where $v_k = (J_{D^*} u_t^*)_k$.

$$\lim_{\alpha \rightarrow \infty} \frac{\Delta \ell_{CE}}{\alpha} = \lim_{\alpha \rightarrow \infty} \left[\frac{1}{\alpha} \log \left(\sum_k \text{softmax}(\theta^*)_k e^{\alpha v_k} \right) - v_{k^*} \right]$$

Let $v_{\max} = \max_k v_k$. Factoring out the dominant term $e^{\alpha v_{\max}}$ from the sum, the expression becomes:

$$\begin{aligned} &= \lim_{\alpha \rightarrow \infty} \left[\frac{1}{\alpha} \left(\log(e^{\alpha v_{\max}}) + \log \left(\sum_k \text{softmax}(\theta^*)_k e^{\alpha(v_k - v_{\max})} \right) \right) - v_{k^*} \right] \\ &= \lim_{\alpha \rightarrow \infty} \left[v_{\max} + \frac{1}{\alpha} \log \left(\sum_k \text{softmax}(\theta^*)_k e^{\alpha(v_k - v_{\max})} \right) - v_{k^*} \right] \end{aligned}$$

The sum inside the logarithm converges to a constant value, as all terms with $v_k < v_{\max}$ go to 0. The logarithmic term is therefore bounded. The term $\frac{1}{\alpha}$ causes the entire second term to go to 0. The limit is thus:

$$= v_{\max} - v_{k^*} = \max_k (J_{D^*} u_t^*)_k - (J_{D^*} u_t^*)_{k^*}$$

DLR Loss: The difference in DLR loss is $\Delta \ell_{DLR} = \ell_{DLR}(\theta(\tilde{x}), k^*) - \ell_{DLR}(\theta(x^*), k^*)$.

$$\Delta \ell_{DLR} = \left(\max_{k \neq k^*} \theta(\tilde{x})_k - \theta(\tilde{x})_{k^*} \right) - \left(\max_{k \neq k^*} \theta(x^*)_k - \theta(x^*)_{k^*} \right)$$

Substituting $\theta(\tilde{x}) = \theta^* + \Delta\theta$:

$$\Delta \ell_{DLR} = \left(\max_{k \neq k^*} (\theta_k^* + \Delta\theta_k) - \max_{k \neq k^*} \theta_k^* \right) - \Delta\theta_{k^*}$$

To find the limit of the average rate of change, $\frac{\Delta \ell_{DLR}}{\alpha}$, we substitute $\Delta\theta = \alpha v$ and analyze as $\alpha \rightarrow \infty$.

$$\lim_{\alpha \rightarrow \infty} \frac{\Delta \ell_{DLR}}{\alpha} = \lim_{\alpha \rightarrow \infty} \frac{1}{\alpha} \left(\max_{k \neq k^*} (\theta_k^* + \alpha v_k) - \max_{k \neq k^*} \theta_k^* \right) - v_{k^*}$$

As $\alpha \rightarrow \infty$, the term αv_k dominates inside the maximum function. The limit of the maximum term is therefore $\max_{k \neq k^*} v_k$.

$$\lim_{\alpha \rightarrow \infty} \frac{\Delta \ell_{DLR}}{\alpha} = \left(\max_{k \neq k^*} v_k \right) - v_{k^*} = \max_{k \neq k^*} (J_{D^*} u_t^*)_k - (J_{D^*} u_t^*)_{k^*}$$

□

B ADDITIONAL RESULT

Figure 7 illustrates the convergence behavior of Cui et al. (2024) in terms of robust accuracy. Larger step sizes (0.1, 0.5) lead to higher final accuracy, whereas a smaller step size of 0.02 results in the lowest robust accuracy, indicating the most effective attack.

Figure 8 presents the robust accuracy across different values of κ . Among the tested settings, $\kappa = 2$ consistently produces the lowest robust accuracy for all models (Cui et al. (2024), Wang et al. (2023), and Sehwal et al. (2022)).

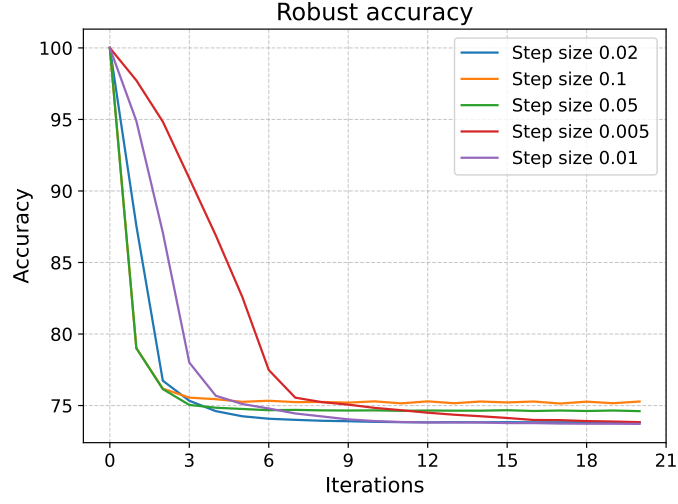


Figure 7: Comparison of step size effect on model Cui et al. (2024) under r_∞ perturbation ($\epsilon = 8/255$).

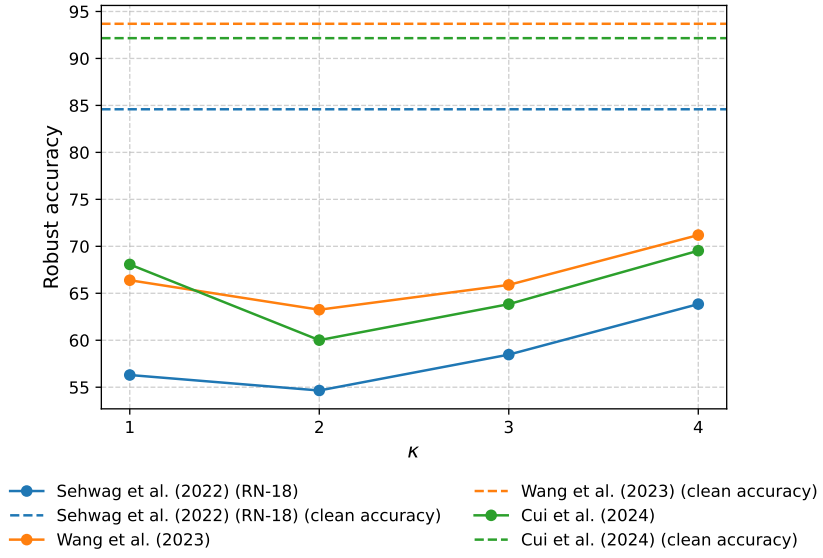


Figure 8: Comparison of robust accuracy with varying κ

C USAGE OF LARGE LANGUAGE MODELS (LLMs)

We used ChatGPT solely for revising the writing of the paper. Note that revision here strictly means enhancing the clarity and readability of the text (e.g., fixing typos or constructing latex tables), and not for any other purposes.