

Breaking the Likelihood Trap: Consistent Generative Recommendation with Graph-structured Model

Qiya Yang*
Peking University
Beijing, China
kexinqya@gmail.com

Xiaoxi Liang
Peking University
Beijing, China
liangxiaoxi@stu.pku.edu.cn

Zeping Xiao
Kuaishou Technology
Beijing, China
xiaozepeing@kuaishou.com

Yingjie Deng
Kuaishou Technology
Beijing, China
dengyingjie03@kuaishou.com

Yalong Wang†
Kuaishou Technology
Beijing, China
wangyalong03@kuaishou.com

Yongqi Liu
Kuaishou Technology
Beijing, China
liuyongqi@kuaishou.com

Han Li
Kuaishou Technology
Beijing, China
lihan08@kuaishou.com

Abstract

Reranking, as the final stage of recommender systems, demands real-time inference, accuracy, and diversity. It plays a crucial role in determining the final exposure, directly influencing user experience. Recently, generative reranking has gained increasing attention for its strong ability to model complex dependencies among items. However, most existing methods suffer from the "likelihood trap", where high-likelihood sequences are often perceived as low-quality by human. These models tend to repeatedly recommend a set of high-frequency items, resulting in list homogeneity, thereby limiting user engagement.

In this work, we propose **Consistent Graph-structured Generative Recommendation (CONGRATS)**, a novel generative reranking framework. To break the likelihood trap, we introduce a novel graph-structured decoder that can capture diverse sequences along multiple paths. This design not only expands the decoding space to promote diversity, but also improves prediction accuracy by implicit item dependencies derived from vertex transitions. Furthermore, we design a differentiable cascade system that incorporates an evaluator, enabling the model to learn directly from user preferences as the training objective. Extensive offline experiments validate the superior performance of CONGRATS over state-of-the-art reranking methods. Moreover, CONGRATS has been evaluated on a large-scale video-sharing app, Kuaishou, with over 300 million daily active users, demonstrating that our approach significantly improves both

recommendation quality and diversity, validating our effectiveness in practical industrial environments.

Keywords

Generative Reranking, Recommendation Diversity, User Preference Alignment

ACM Reference Format:

Qiya Yang, Xiaoxi Liang, Zeping Xiao, Yingjie Deng, Yalong Wang, Yongqi Liu, and Han Li. 2018. Breaking the Likelihood Trap: Consistent Generative Recommendation with Graph-structured Model. In *Proceedings of Make sure to enter the correct conference title from your rights confirmation email (Conference acronym 'XX)*. ACM, New York, NY, USA, 9 pages. <https://doi.org/XXXXXXXX.XXXXXXX>

1 Introduction

Recommender systems deliver personalized lists of items to users and are widely deployed across domains such as social media, e-commerce, and video-sharing platforms. They impose stringent requirements on real-time inference, recommendation accuracy, and diversity. In general, these systems follow a multi-stage architecture consisting of matching, ranking, and reranking [34]. The final stage, reranking, refines the top-ranked items from the ranking stage and produces a reordered sequence, playing a crucial role in determining the final user exposure.

The core objective of reranking is to explore an optimal sequence that maximizes user feedback [22]. To achieve this goal, recent reranking methods primarily adopt the Generator-Evaluator framework [5, 17, 22, 30, 32], where the generator produces multiple candidate lists of items, and the evaluator predicts the list-wise utility (e.g., aggregated click-through rate or watch durations) by simulating real user feedback. The list with the highest estimated score is then selected for display. For the generator, traditional approaches treat the reranking task as a scoring-and-sorting problem, where the model predicts the utility of each candidate, then returns top-ranked ones [19]. However, considering the exponentially large amount of permutations, such models struggle to comprehensively explore the entire space, often leading to suboptimal solutions. Recently,

*Work done during an internship at Kuaishou

†Corresponding author

Permission to make digital or hard copies of all or part of this work for personal or classroom use is granted without fee provided that copies are not made or distributed for profit or commercial advantage and that copies bear this notice and the full citation on the first page. Copyrights for components of this work owned by others than the author(s) must be honored. Abstracting with credit is permitted. To copy otherwise, or republish, to post on servers or to redistribute to lists, requires prior specific permission and/or a fee. Request permissions from permissions@acm.org.

Conference acronym 'XX, Woodstock, NY

© 2018 Copyright held by the owner/author(s). Publication rights licensed to ACM.

ACM ISBN 978-1-4503-XXXX-X/2018/06

<https://doi.org/XXXXXXXX.XXXXXXX>

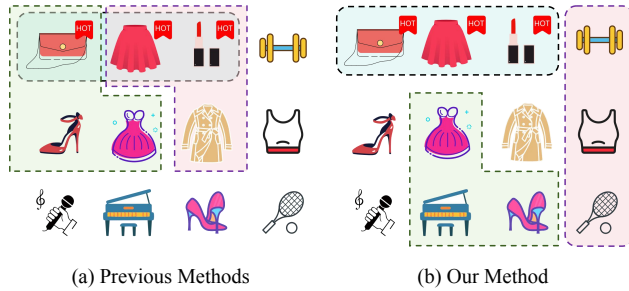


Figure 1: An intuitive understanding of the likelihood trap. Previous generative reranking methods (left) tend to repeatedly recommend high-frequency (“hot”) items, leading to homogeneous recommendations. In contrast, our proposed CONGRATS effectively generates diverse sequences (right), thereby achieving more personalized recommendations.

generative approaches [17, 20, 22, 32] have emerged, inherently performing the holistic sequence generation. This paradigm better aligns with the reranking objective and has attracted increasing attention. Early generative generators follow an autoregressive (AR) paradigm [5]. Although they achieve promising performance, the step-by-step generation process hinders their deployment in real-time industrial recommender systems. Subsequent works proposed non-autoregressive (NAR) methods [22, 30], which achieve real-time inference by eliminating the conditional dependency on previous outputs and generating the entire sequence in one shot solely based on inputs.

Although generative methods have achieved notable progress, they still suffer from the severe *likelihood trap* [33], in which high-likelihood sequences are often perceived as low-quality by humans. Such a phenomenon arises from the maximum log-likelihood training. Intuitively, the generator is trained to maximize the likelihood of observed samples, and a higher likelihood implies stronger determinism. Consequently, the model tends to repeatedly recommend a small set of high-frequency items that have already been exposed to users, as shown in Figure 1. Such homogeneity, caused by the lack of diversity, is misaligned with users’ personalized preferences and hinders user engagement.

To this end, we propose a novel **Consistent Graph-structured Generative Recommendation** framework, named **CONGRATS**. To avoid the likelihood trap, inspired by non-deterministic decoding strategies commonly used in text generation to enhance diversity, we design a novel Graph-structured Model, which leverages a graph transition structure to expand the decoding space and provide more diverse generation paths. Specifically, we replace the traditional decoder in [22] with a directed acyclic graph decoder, where positional embeddings are treated as graph vertices. In this way, the sequence space is expanded several times, and we then learn a graph transition to select the final sequence. The introduction of the graph not only enhances the diversity of decoding paths but also strengthens the inter-item dependencies through the vertex transitions, thereby achieving significant improvements in prediction accuracy.

On the other hand, higher likelihood does not indicate higher user-evaluated quality [31]. An intuitive solution is to incorporate user feedback into the training process. Hence, we construct a differentiable cascade system that integrates the evaluator into the generator’s training loop, serving as a judge to steering the generator toward a more consistent direction with user preferences. Specifically, we leverage the Gumbel-Softmax reparameterization technique [13] to make the cascade system differentiable, enabling the generator to be directly optimized based on the evaluator’s assessed scores. We term this process as Consistent Differentiable Learning. Besides, thanks to the multi-task-specific evaluator, our generator can optimize specific metrics more precisely, thereby enabling controllable and targeted generation capability.

We conduct extensive experiments and demonstrate that **CONGRATS** outperforms several state-of-the-art methods. Additionally, the ablation studies further validate the effectiveness of proposed tailored designs. The main contributions of our paper are summarized as follows:

- We identify the *likelihood trap* in recommender systems and propose a novel framework to address this issue from the perspectives of both diversity and user preference.
- We introduce a novel graph-structured decoder that not only enhances the diversity of generated sequences by expanding the decoding space but also improves accuracy by implicit inter-item dependencies from transitions.
- We design a differentiable cascade framework that incorporates an evaluator to ensure the generator can be optimized in alignment with user preferences.
- Extensive offline experiments demonstrate that CONGRATS outperforms state-of-the-art methods. We further show significant improvements in both accuracy and diversity in the popular video app, Kuaishou, which serves over 300 million users daily.

2 Related Work

2.1 Reranking Recommender System

Modern recommender systems aim to generate personalized item sequences for users, balancing *real-time inference*, *accuracy*, and *diversity* [3]. Real-time inference ensures timely adaptation to dynamic user behaviors, while accuracy captures user preferences to deliver relevant content that enhances engagement. Diversity, in turn, mitigates redundancy by avoiding repeated recommendations and overly similar lists across users.

Reranking is the final stage in a multi-stage recommender system, playing a crucial role in determining the final exposure for users. The primary goal of reranking is to find an optimal sequence that can maximize an overall positive feedback from users. To solve this task, most methods adopt the Generator-Evaluator framework. The generator produces as diverse sequences as possible, then the evaluator estimates the list-wise score, and selects the best list for exposure. These two stages are typically optimized separately.

Earlier approaches adopt a discriminative model as the generator. Given an ordered list, these models evaluated the score of each item and then reordered the list based on the score. However, such a scoring-and-sorting function may result in local optimal or

suboptimal sequences due to the exponentially large amount of permutation space.

Subsequent methods propose to employ the generative model as a generator, reformulating the reranking task to sequence generation. They model the probabilistic distribution of lists, which can be categorized into autoregressive (AR) methods [5], and non-autoregressive (NAR) methods [22, 30].

Autoregressive models sequentially perform the next item prediction to construct the final list. They enjoy the capability of sequential modeling of autoregressive models, while leads to severe inference latency. To meet the strict requirements of real-time inference, [22] proposes a non-autoregressive model that generates the final recommendation list in one shot. This approach greatly improves efficiency with minimal latency. However, it suffers from generation homogeneity, as the model tends to produce highly similar lists and over-recommend high-frequency items. Moreover, the lack of explicit dependencies among items leads to prediction degradation, limiting the model’s ability to capture complex item interactions. Current generative reranking methods are hard to balance *real-time*, *accuracy*, and *diversity* goals. Despite recent works that highlight the benefits of improving diversity for recommendation quality [32], these works have not fundamentally addressed the underlying likelihood trap, leaving room for further exploration. Our proposed method further overcomes these limitations by a novel consistent graph-structured generative recommendation framework, which generates both accurate and diverse sequences in parallel.

2.2 Non-autoregressive Sequence Generation

Large language models (LLMs) drive recent advances in natural language processing. As their depth and width scale up, they become increasingly computationally and memory-intensive. To improve efficiency with minimal performance degradation, several techniques have been proposed, such as weight pruning [4], network quantization [16], matrix decomposition [28], knowledge distillation [23, 25], and non-autoregressive generation [8, 9].

Among these methods, non-autoregressive generation methods generate outputs in parallel to speed up decoding. Traditional autoregressive models must predict output tokens one by one, conditioning each prediction on previously generated outputs. While effective at capturing sequential dependencies, it suffers from slow inference due to its inherently left-to-right decoding and exposure bias, since training uses ground truth tokens while inference relies on model predictions. In contrast, non-autoregressive models assume conditional independence among output tokens given the input, allowing the entire sequence to be generated in parallel. Early approaches, such as the Non-Autoregressive Transformer [8] predicts a target length and fertility (number of target tokens per source token), then expand and decode outputs in a single forward pass. Subsequent methods like Mask-Predict [6] introduce iterative refinement, where an initial sequence of masked tokens is iteratively completed and improved over multiple decoding steps. These approaches offer significant speedups but often sacrifice output quality.

To narrow the performance gap between non-autoregressive and autoregressive generation, researchers have proposed various enhancements. Latent-variable models, such as Latent Transformer [14] and VQ-VAE [21], introduce discrete or continuous latent sequences that capture high-level structure, which are then decoded in parallel into final outputs. CTC-based models adapt alignment-free training from speech recognition to text generation [15], marginalizing over possible output sequences using blank tokens. Despite these advances, non-autoregressive generation still faces challenges in modeling target dependencies, diversifying sequence outputs, and training stability. A recent study [10] provides a unified perspective, showing that most existing methods actually modify targets or inputs to reduce token dependencies in the data distribution, which eases training but introduces data distortion.

3 Method

In this section, we provide a detailed introduction to CONGRATS. First, we illustrate the problem formulation in section 3.1. Then, we elaborate our Graph-structured Model in section 3.2. Finally, we explain how we introduce the evaluator in the training in section 3.3.

3.1 Problem Formulation

Given n candidate items from the previous stage, denoted as $X = \{x_1, x_2, \dots, x_n\}$, the goal of reranking is to find an optimal list $Y = \{y_1, y_2, \dots, y_m\}$ that maximizes user feedback (e.g., clicks, likes, comments), where m is the length of the output sequence. Normally, m is usually fewer than ten, and n ranges from several tens to hundreds.

To better explore sequence space, reranking methods typically adopt a generator–evaluator framework, where the generator produces sequences and the evaluator estimates their expected utility. Formally, the generator takes the input as user-specific features u (including the user profile and recent interaction history), and the candidate items X , then generates the final list Y , which can be formulated as:

$$Y = \mathcal{G}(u, X; \theta), \quad (1)$$

Given the sequence Y , the evaluator also incorporates the user-specific features to obtain the overall utility R :

$$R = \mathcal{E}(u, Y; \theta'), \quad (2)$$

Note that the utility score is typically computed by aggregating different types of feedback, including exposure, watch durations, and next-slide actions, formulated as $\mathcal{R} = \sum_{i=1}^t R_i$. In practice, our online reranking system employs multiple generators [32] to provide diverse choices, including the generative model and the ensemble sort (ES) strategy. These generated sequences compete for exposure eligibility that are ultimately exposed to users.

3.2 Graph-structured Model

The overview of CONGRATS is shown in Figure 2. Our generator employs the encoder-decoder architecture following [22]. The encoder encodes candidate items into hidden representations \mathbf{H}_c , while the decoder employs learnable positional embeddings to produce position-specific hidden states \mathbf{H}_p . A probability matrix \mathbf{P} is then obtained by multiplying the two matrices. Finally, the output sequence is generated by applying a softmax operation over each

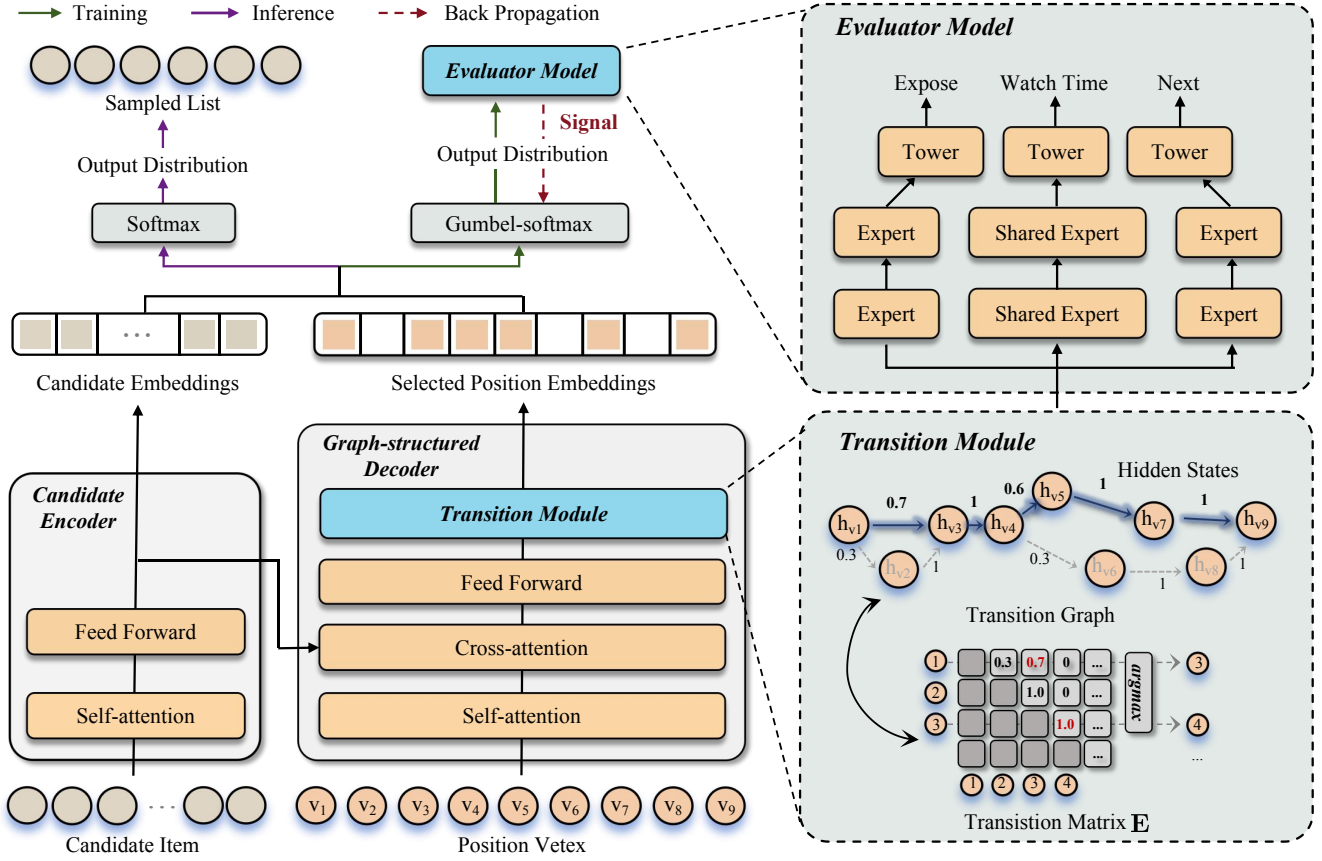


Figure 2: Overview of our proposed CONGRATS, including the graph-structured model and the consistent differentiable training. In practice, we set the number of position vertices to 24. Note that both the vertex transition and sequence generation processes are in parallel, which can be deployed in a real-time industry platform.

element in \mathbf{P} to obtain the probability distribution over candidate items. This corresponds to a deterministic decoding strategy, where the model always selects the item with the highest probability at each position, resulting in a severe *likelihood trap*. To break the *likelihood trap*, an intuitive solution is to adopt non-deterministic decoding strategies, following practices in text generation [33]. However, this often leads to degraded sequence accuracy, since the probability matrix \mathbf{P} contains only m columns, corresponding to the sequence length, and the selected sequence is derived from non-maximal probabilities, thus representing a suboptimal solution of the model. Therefore, we propose a novel Graph-Structured Decoder, where the position embeddings are treated as graph vertices. In this way, we expand the number of graph vertices g to be several times larger than the original position embeddings m , effectively enlarging the decoding space and introducing richer sampling paths, which enhances sequence diversity. Meanwhile, the inherent graph transition matrix strengthens the contextual dependencies through the vertex sample process, significantly improving the accuracy. We provide a detailed structural description of this workflow below. **Candidate Encoder** Given n candidate items $X = \{x_1, \dots, x_n\}$, each item x_i is concatenated with the user feature u to obtain the

final item embeddings, forming a matrix $\mathbf{X} \in \mathbb{R}^{n \times d}$. The encoder employs the standard Transformer encoder architecture [27] with L stacked blocks. Each block mainly consists of two layers: a self-attention layer and a feed-forward network layer. The encoder outputs the final hidden states:

$$\mathbf{H}_c = [h_{c_1}, \dots, h_{c_n}] = \text{Encoder}(\mathbf{X}), \quad (3)$$

where \mathbf{H}_c is the encoded representation of candidates.

Graph-structured Decoder The graph-structured decoder also consists of L stacked blocks. Each block mainly consists of three layers: a self-attention layer, a bidirectional cross-attention layer, and a feed-forward network. The input vertex embeddings $\mathbf{V} = [v_1, \dots, v_g]$ have the same dimensionality as the candidate hidden states, while their quantity is expanded by a factor of λ times the output length m . Specifically, the embeddings \mathbf{V} are first transformed by the self-attention layer, and then participate in cross-attention with candidate hidden states:

$$\text{Cross-Attention}(\mathbf{Q}_v, \mathbf{K}_v, \mathbf{H}_c) = \text{Softmax} \left(\frac{\mathbf{Q}_v \mathbf{K}_v^T}{\sqrt{d}} \right) \mathbf{H}_c, \quad (4)$$

where \mathbf{Q}_v and \mathbf{K}_v are linear projections of \mathbf{V} . Finally, the decoder produces its output as

$$\mathbf{H}_v = [h_{v_1}, \dots, h_{v_g}] = \text{Decoder}(\mathbf{V}), \quad (5)$$

where \mathbf{H}_v are produced vertex hidden states.

Vertex Transition Next, we learn a graph transition matrix and select m vertices to construct the final sequence. The transition matrix $\mathbf{E} \in \mathbb{R}^{g \times g}$ is derived from the vertex hidden states \mathbf{H}_v :

$$\mathbf{E} = \text{Softmax}\left(\frac{\mathbf{Q}_e \mathbf{K}_e^\top}{\sqrt{d}}\right), \quad (6)$$

$$\mathbf{Q}_e = \mathbf{H}_v \mathbf{W}_e^Q, \quad \mathbf{K}_e = \mathbf{H}_v \mathbf{W}_e^K, \quad (7)$$

where \mathbf{W}_e^Q and \mathbf{W}_e^K are learnable parameters. To restrict transition orders in item sequence, we apply lower-triangular masking on \mathbf{E} , forming a directed acyclic graph structure. The probability of a path A is formulated as,

$$P_\theta(A|X) = \prod_{i=1}^{m-1} P_\theta(a_{i+1}|a_i, X) = \prod_{i=1}^{m-1} \mathbf{E}_{a_i, a_{i+1}}, \quad (8)$$

where a_i denotes the vertex index satisfying $1 = a_1 < \dots < a_m = g$, and $A = \{a_1, a_2, \dots, a_m\}$ represents a path. Each $\mathbf{E}_{a_i, a_{i+1}}$ indicates the transition probability from vertex a_i to a_{i+1} . Note that \mathbf{E} can be computed in parallel, which allows efficient vertex sampling.

Output Distribution Conditioned on the candidate representations \mathbf{H}_c and vertex states \mathbf{H}_v , we perform a column-wise softmax function to compute the output probability distribution:

$$\mathbf{P}_g = \text{Softmax}(\mathbf{H}_c \mathbf{H}_v^\top), \quad (9)$$

where $\mathbf{P}_g \in \mathbb{R}^{n \times g}$. The probability matrix \mathbf{P}_g expands the number of columns from output length m to g , covering a larger decoding space.

Under the incorporation of the graph transition matrix \mathbf{E} , we sample a path and generate final sequences. Specifically, given the input X and selected path A , the model predicted Y along the path. We can reformulate the target distribution $P_\theta(Y|X)$ as:

$$P_\theta(Y|X) = P_\theta(Y, A|X) = P_\theta(A|X)P_\theta(Y|A, X), \quad (10)$$

where $P_\theta(a_{i+1}|a_i, X)$ and $P_\theta(y_i|a_i, X)$ correspond to $\mathbf{E}_{a_i, a_{i+1}}$ and \mathbf{P}_{g, a_i, y_i} , respectively. Finally, we compute the log-likelihood loss as:

$$\mathcal{L}_{gen} = -\log P_\theta(Y|X) = -\log \sum_{A \in \Gamma} P_\theta(Y, A|X), \quad (11)$$

where \mathcal{L}_{gen} serves as an auxiliary loss to enhance training stability, and $A \in \Gamma$ denotes all valid paths. In practice, we compute the probability matrix \mathbf{P}_g for all vertices in parallel during training, while skipping unselected vertices during inference. Both \mathbf{E} and \mathbf{P}_g can be computed in parallel, which enables efficient training and inference.

3.3 Differentiable System with Evaluator

[31] demonstrates that a high likelihood does not necessarily imply high human-perceived quality in machine translation generation, which is attributed to the lack of diversity in generated words. Since recommender systems aim to provide personalized recommendations for each user, they have a higher demand for diversity, which further exacerbates this issue. Hence, we introduce the evaluator into the generator's training loop and treat it as a judge, guiding

the generator to produce sequences that better align with user preferences. In particular, our online sequence evaluator adopts the Progressive Layered Extraction (PLE) architecture [26] and contains three task-specific towers designed to model *shows*, *clicks*, and *next-slides* behaviors. To act as a reliable judge, it is trained on real data using a cross-entropy loss:

$$\mathcal{L}_{eval} = \sum_{j=1}^k \sum_{i=1}^n [-y_i \log(\hat{y}_i) - (1 - y_i) \log(1 - \hat{y}_i)], \quad (12)$$

where y_i denotes the ground-truth label, \hat{y}_i is the predicted probability, and k is the number of target objectives (set to 3 in our implementation).

Then, we periodically sample lists from the generator during training and feed them into the evaluator to obtain the corresponding utility values \tilde{y}_j . However, direct sampling is non-differentiable, which prevents gradient propagation. To overcome this challenge, we apply the Gumbel-Softmax reparameterization [12, 13, 18] to obtain a differentiable approximation:

$$\hat{\mathbf{P}}_g = \text{Softmax}\left(\frac{\log(\mathbf{H}_c \mathbf{H}_v^\top) + r}{\tau}\right), \quad r \sim \text{Gumbel}(0, 1), \quad (13)$$

where r is noise drawn from a Gumbel distribution, and $\tau > 0$ is a temperature parameter controlling the smoothness. As τ decreases, the distribution gradually approaches a one-hot representation, allowing the model to approximate hard sampling while remaining differentiable.

In this way, the main objective, which aligns with user preferences, can be formulated as

$$\mathcal{L}_{con} = \sum_{j=1}^k \sum_{i=1}^n [-y_j \log(\tilde{y}_i) - (1 - y_j) \log(1 - \tilde{y}_i)], \quad (14)$$

where \tilde{y}_i denotes the evaluator's score for generated samples.

In practice, to ensure stable training of the generator, we incorporate the original generative loss as an auxiliary objective and the overall loss as follows:

$$\mathcal{L}_{total} = \mathcal{L}_{con} + \alpha * \mathcal{L}_{gen} \quad (15)$$

where α is a hyperparameter to balance the consistent and the auxiliary generative loss. By combining these two objectives, our CONGRATS produces effective sequences that satisfy the evaluator and achieve superior performance in online tests.

Inference During inference, the generator first samples a path through the transition matrix \mathbf{E} and then selects the target candidates based on the output distribution matrix \mathbf{P}_g along the chosen path. We adopt a *lookahead search* strategy [11], jointly considering vertex transitions and candidate predictions, rather than making independent local decisions as in *greedy decoding*. This joint formulation enables the model to anticipate upcoming steps and make globally consistent choices. Formally, the joint probability $P_\theta(Y, A|X)$ can be factorized as:

$$P_\theta(y_1|a_1, X) \prod_{i=2}^m P_\theta(a_i|a_{i-1}, X) P_\theta(y_i|a_i, X), \quad (16)$$

where each step involves both the transition from a_{i-1} to a_i and the generation of item y_i . We thus determine the next vertex and

Algorithm 1 Lookahead Search Pseudo-code

Input: Graph size g , transition matrix $\mathbf{E} \in \mathbb{R}^{g \times g}$, candidate distributions $\mathbf{P}_g \in \mathbb{R}^{n \times g}$
 # Jointly consider transitions and candidate likelihoods
 $\mathbf{E} := \mathbf{E} \otimes [\mathbf{P}_g.\text{MAX}(\text{dim}=1).\text{UNSQUEEZE}(\text{dim}=0)]$
 # \otimes denotes element-wise multiplication
repeat
 $i := \text{edges}[i]$ # move along the selected transition
 $\text{output}.\text{APPEND}(\text{tokens}[i])$
until $i = m$

its corresponding item jointly by maximizing their combined probability:

$$a_i^*, y_i^* = \arg \max_{a_i, y_i} P_\theta(a_i | a_{i-1}, X) P_\theta(y_i | a_i, X). \quad (17)$$

This lookahead decoding preserves a diverse decoding space while effectively integrating the structural dependencies captured by the transition sampling, leading to more accurate generation. All operations are executed in parallel as illustrated in algorithm 1, resulting in negligible computational overhead compared with existing methods.

4 Experiments

In this section, we conduct extensive offline experiments and online A/B tests to demonstrate the performance and efficiency of our proposed CONGRATS. We first describe the datasets and baselines in section 4.1. Then, offline experiments are presented in section 4.2. Finally, the online A/B test results are shown in section 4.3. Further ablation and analysis studies are provided in section 4.4.

4.1 Experiment Setup

Datasets To validate the superior performance of our proposed CONGRATS, we conduct extensive offline and online experiments. We select the Kuaishou dataset collected from the Kuaishou video-sharing app and the public Avito dataset. The detailed introduction is as follows:

- **Kuaishou:** A large-scale dataset from the Kuaishou short-video platform. Each sample represents a real user request with user attributes (e.g., ID, age, gender), 60 candidate videos, and 6 exposed items with interaction feedback.
- **Avito:** A publicly available dataset of user search logs from *avito.ru*. Each record corresponds to a search page containing multiple ads. We use the first 21 days of logs for training and the last 7 days for testing.

More statistics are presented in Table 1.

Table 1: Statistics of datasets used in offline experiments.

	#Requests	#Users	#Items/Ads	Seq. Len.
Kuaishou	230.5M	3.2M	98.5M	6
Avito	53.6M	1.3M	23.6M	5

Baselines For offline experiments, we compare with state-of-the-art reranking methods, including the DNN [3], DCN [29], and

PRM [19], as one-stage generator-only methods. Edge-Rerank [7], PIER [24], Seq2slate [2], NAR4Rec [22] as two-stage approaches. For online A/B tests, the baseline is NAR4Rec. We briefly introduce these baselines as:

- **DNN** [3]: A fundamental click-through rate (CTR) prediction model that employs a standard multi-layer perceptron (MLP) to learn nonlinear feature interactions.
- **DCN** [29]: Extends DNN by introducing explicit feature crossing at each layer, thereby capturing higher-order feature interactions without manual feature engineering.
- **PRM** [19]: Models mutual dependencies among items using a self-attention mechanism and ranks items according to their predicted relevance scores.
- **Edge-Rerank** [7]: Generates context-aware recommendation sequences by performing adaptive beam search over estimated item scores.
- **PIER** [24]: Utilizes a hashing-based retrieval strategy to efficiently select top- k candidates from the full permutation space.
- **Seq2Slate** [2]: An autoregressive sequence-to-sequence model built upon pointer networks, which iteratively predicts the next item conditioned on previously selected ones.
- **NAR4Rec** [22]: A non-autoregressive generative recommender that leverages a matching mechanism to generate all items in parallel.

Metrics For offline evaluation, we follow prior works [22, 24] and adopt commonly used metrics on both datasets. On the Kuaishou dataset, where $n = 60$ and $m = 6$, we report Recall@6 and Recall@10, measuring the accuracy of selecting the top-6 exposed items among 60 candidates. For the Avito dataset, where the input and output list lengths are equal ($n = m$), we evaluate models using AUC and NDCG, focusing on item-wise click-through rate prediction within each list. For online evaluation, we rely on metrics provided by the Kuaishou A/B testing platform. The key metrics include *Views* (the number of videos watched), and *Watch Time* (the total duration of video consumption).

Implementation All experiments are implemented using TensorFlow. On the Kuaishou dataset, we employ the Adam optimizer with a learning rate of 10^{-3} and a batch size of 1024. For the Avito dataset, the batch size is set to 256, and other hyperparameters remain the same as those used for the Kuaishou dataset. The number of blocks L is set to 3, the graph size factor λ is set to 4, the τ in Equation 13 is set to 0.3, and the loss coefficient α in Equation 15 is set to 0.5.

4.2 Offline Experiments

Table 2 and Table 3 present the offline results on two datasets. We observed that our CONGRATS outperforms all baselines, including the state-of-the-art methods. Additionally, generative methods Seq2Slate and NAR4Rec outperform traditional discriminative models such as PRM, DCN, demonstrating strong capabilities of sequence construction for reranking.

Notably, our proposed CONGRATS exhibits the highest improvement with a significant increase of 7% in the Recall@6 metric compared to the baseline model NAR4Rec. The superiority stems

from several key advantages. First, our graph structure simultaneously preserves multiple potential sequences along different paths, thereby expanding the explored sequence space during inference. Second, the vertex transition mechanism enables flexible decoding and effectively captures implicit inter-sequence dependencies, which conventional non-autoregressive models typically lack [22]. Third, by assigning conflicting items to distinct vertices, our method inherently reduces the risk of erroneous predictions, resulting in a substantial improvement in overall predictive accuracy.

Table 2: Offline comparison between CONGRATS and baseline methods on the Kuaishou dataset.

	Recall@6	Recall@10
DNN	59.47%	65.65%
DCN	60.22%	67.95%
PRM	63.17%	72.25%
Edge-rerank	63.63%	71.90%
PIER	64.95%	72.44%
NAR4Rec	65.05%	73.16%
CONGRATS (Ours)	72.84%	81.83%

Table 3: Offline comparison between CONGRATS and baseline methods on the Avito dataset.

	AUC	NDCG
DNN	0.6614	0.6920
DCN	0.6623	0.7004
PRM	0.6881	0.7380
Edge-rerank	0.6953	0.7203
PIER	0.7109	0.7401
Seq2Slate	0.7134	0.7225
NAR4Rec	0.7234	0.7409
CONGRATS (Ours)	0.7541	0.7553

4.3 Online Experiments

We conduct extensive A/B tests on the Kuaishou industrial platform. The primary online test is deployed for a continuous period of five days, involving 5% of the overall traffic, ensuring both statistical reliability and real-world representativeness.

Table 4: Online A/B tests results. All values indicate relative improvements over the online baseline. For the Kuaishou App, improvements greater than 0.2% in views and 0.5% in likes are considered highly significant.

Views	Effective Views	Long Views	Complete Views	Likes
+0.780%	+1.301%	+2.180%	+3.016%	+0.515%

As shown in Table 4, our CONGRATS outperforms the online baseline by a large margin. It shows users watch more (i.e., a higher Views, Long Views, and Complete Views) videos, and a more positive user feedback (i.e., an improvement on likes).

4.4 Ablation and Analysis Study

Our proposed CONGRATS demonstrates strong performance across both offline and online evaluations. To gain a deeper understanding of the factors contributing to its effectiveness, we further conduct a series of ablation and analysis experiments. These studies are designed to isolate the impact of key components, including the cross-list diversity, training objectives, decoder architecture, and graph sizes, as well as the efficiency.

Cross-list Diversity To evaluate the diversity among the generated lists, we employ the pairwise Jaccard similarity [1] as *diversity score*. Given a set of generated lists $S = \{S_1, \dots, S_n\}$, the diversity score is defined as:

$$\text{Diversity Score} = 1 - \frac{2}{n(n-1)} \sum_{i < j} \frac{|S_i \cap S_j|}{|S_i \cup S_j|}, \quad (18)$$

A higher score indicates less overlap across lists, i.e., better diversity across users. We also report the *Repetition Rate*, which measures the average fraction of shared items between list pairs (lower is better) for interpretability. The *Item Coverage*, which measures how many distinct items from the entire candidate pool are recommended at least once. The *Distinct-2*, capturing local diversity within each list. It is defined as the ratio of unique consecutive item pairs (bigrams) to the total number of pairs:

$$\text{Distinct-2} = \frac{\# \text{ unique bigrams}}{\# \text{ total bigrams}}, \quad (19)$$

A higher value suggests richer within-list variation.

Table 5: Comparison of cross-list diversity among different generators.

	Diversity Score	Repetition Rate	Item Coverage	Distinct-2
Ensemble Sort	0.59	55.68%	26.67%	52.86%
NAR4Rec	0.74	33.43%	64.33%	11.80%
CONGRATS (Ours)	0.85	23.25%	72.57%	65.52%

As shown in Table 5, Ensemble Sort (ES) is commonly used as the generator, which introduces random perturbations as a stochastic ranking strategy. However, our CONGRATS achieves the highest diversity score, item coverage, and the lowest repetition rate, demonstrating its strong capability to produce more personalized sequences with minimal item redundancy. Besides, our highest distinct-2 indicates more diverse and less repetitive local patterns.

Ablation on Training Objectives We investigate the impact of different training objectives. Specifically, we compare using only the generative objective (\mathcal{L}_{gen}), only the consistent objective (\mathcal{L}_{con}), and their combination (\mathcal{L}_{total}). As shown in Table 6, optimizing only the generative objective (\mathcal{L}_{gen}) leads to a significant degradation in *watch time*, while the consistent objective (\mathcal{L}_{con}) yields no substantial improvement on either metric. In contrast, our combined objective (\mathcal{L}_{total}) achieves a significant increase in *views* while maintaining *watch time* comparable to the baseline.

Decoder Architecture Our CONGRATS integrates a novel graph-structured decoder that expands the position space to g and enables the model to capture diverse sequences simultaneously. To verify

Table 6: Ablation study on training objectives. All values represent the relative improvements over the online baseline. Red and Green values indicate significantly positive and negative feedback, respectively. (A relative change of 0.2% is typically considered significant.)

	Views	Watch Time
Only \mathcal{L}_{gen}	+0.853%*	-0.801%*
Only \mathcal{L}_{con}	+0.105%	+0.185%
\mathcal{L}_{total} (Ours)	+0.780%*	-0.021%

its effectiveness, we compare it with the vanilla decoder proposed in [22], which contains only m positions ($m < g$) and is limited to representing a single list.

Table 7: Ablation study on decoder architectures. All values indicate relative changes with respect to our proposed Graph-structured Decoder. * denotes statistical significance.

	Watch Time	Recall@6	Recall@10
Vanilla Decoder	-0.577%*	-6%*	-8%*

As shown in Table 7, removing our graph-structured decoder results in a noticeable decline in both online and offline performance, which underscores the critical role of the directed acyclic graph (DAG) decoder in our framework. By explicitly modeling the intricate dependencies and contextual relationships among items through vertex transitions, the decoder enables the model to capture more coherent item interactions. This design substantially enhances the prediction accuracy, particularly in terms of the Recall, demonstrating its effectiveness in generating higher-quality sequences.

Effect of Graph Size Our proposed decoder organizes hidden states as a directed acyclic graph (DAG), where the number of vertices g is set to λ times the source sequence length (6 in our setup). A larger graph enables the model to store more diverse sequences and richer dependencies, but also increases computational and memory costs. To study the trade-off, we vary λ from 2 to 12 and report the results in Figure 3. The Recall@6 improves until $\lambda = 6$, beyond which the performance starts to decline. Considering both accuracy and computational efficiency, we set $\lambda = 4$ for all experiments.

Efficiency Comparison We compare the training and inference efficiency of CONGRATS with baseline models on the Avito dataset. As shown in Table 8, the non-autoregressive model NAR4Rec naturally achieves faster training and inference compared to autoregressive approaches Seq2Slate, as it generates all items simultaneously rather than sequentially. Similarly, our proposed CONGRATS attains comparable efficiency to NAR4Rec, benefiting from its fully parallel calculating mechanism. The marginal increase in computation time primarily arises from the graph-structured decoder, which stores and processes a larger number of positions to capture richer contextual dependencies and enhance the overall modeling capacity.

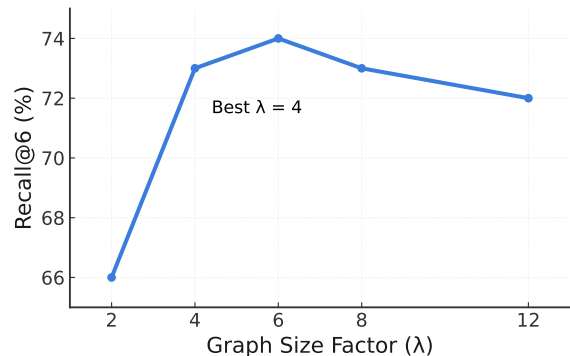


Figure 3: Effect of graph size factor (λ) on Recall@6. Increasing λ improves recall up to $\lambda = 6$, after which the performance slightly drops. The best balance between accuracy and computation cost is achieved at $\lambda = 4$.

Table 8: Comparison of training and inference time between CONGRATS and baseline models on the Avito dataset. All experiments are conducted on a Tesla T4 GPU (16G) with a batch size of 1024. The reported times are averaged over 100 iterations.

	Training Time (s)	Inference Time (s)
PRM	0.129	0.046
Edge-rerank	0.112	0.041
PIER	0.173	0.073
Seq2Slate	0.565	0.194
NAR4Rec	0.122	0.043
CONGRATS (Ours)	<u>0.125</u>	<u>0.045</u>

5 Conclusion

In this work, we introduce CONGRATS, a novel consistent graph-structured generative reranking framework. We identify the existence of the *likelihood trap* in generative recommender systems and provide effective solutions. Specifically, we introduce a novel Graph-structured Decoder to alleviate the likelihood trap issue. This design preserves diverse sequences along district paths, thereby expanding the explored space during sequence generation. In addition, the graph transition mechanism effectively captures the complex item dependencies and offers flexible decoding pathways. This substantially improves the prediction accuracy. Furthermore, we construct a differentiable cascade system by incorporating the evaluator into the generator’s training, serving as a judge, and guiding the generator toward a consistent direction with user preferences. We conduct extensive offline experiments to demonstrate the effectiveness of CONGRATS and online A/B tests on a popular video-sharing app, Kuaishou. Experimental results show that our CONGRATS significantly improves the generation quality and diversity. We further provide comprehensive ablation and analytical studies, including investigations on cross-list diversity, training objectives, decoder design, graph size, and efficiency comparison.

References

- [1] Sujoy Bag, Sri Krishna Kumar, and Manoj Kumar Tiwari. 2019. An efficient recommendation generation using relevant Jaccard similarity. *Information Sciences* 483 (2019), 53–64.
- [2] Irwan Bello, Sayali Kulkarni, Sagar Jain, Craig Boutilier, Ed Chi, Elad Eban, Xiyang Luo, Alan Mackey, and Ofer Meshi. 2018. Seq2Slate: Re-ranking and slate optimization with RNNs. *arXiv preprint arXiv:1810.02019* (2018).
- [3] Paul Covington, Jay Adams, and Emre Sargin. 2016. Deep neural networks for youtube recommendations. In *Proceedings of the 10th ACM conference on recommender systems*. 191–198.
- [4] Angela Fan, Edouard Grave, and Armand Joulin. [n. d.]. Reducing Transformer Depth on Demand with Structured Dropout. In *International Conference on Learning Representations*.
- [5] Yufei Feng, Binbin Hu, Yu Gong, Fei Sun, Qingwen Liu, and Wenwu Ou. 2021. GRN: Generative Rerank Network for Context-wise Recommendation. *arXiv preprint arXiv:2104.00860* (2021).
- [6] Marjan Ghazvininejad, Omer Levy, Yinhan Liu, and Luke Zettlemoyer. 2019. Mask-Predict: Parallel Decoding of Conditional Masked Language Models. In *Proceedings of the 2019 Conference on Empirical Methods in Natural Language Processing (EMNLP)*. 6112–6121.
- [7] Xudong Gong, Qinlin Feng, Yuan Zhang, Jiangling Qin, Weiye Ding, Biao Li, Peng Jiang, and Kun Gai. 2022. Real-time Short Video Recommendation on Mobile Devices. In *Proceedings of the 31st ACM International Conference on Information & Knowledge Management*. 3103–3112.
- [8] Jiatao Gu, James Bradbury, Caiming Xiong, Victor OK Li, and Richard Socher. 2018. Non-Autoregressive Neural Machine Translation. In *International Conference on Learning Representations*.
- [9] Jiatao Gu, Changhan Wang, and Junbo Zhao. 2019. Levenshtein transformer. *Advances in Neural Information Processing Systems* 32 (2019).
- [10] Fei Huang, Tianhua Tao, Hao Zhou, Lei Li, and Minlie Huang. 2022. On the learning of non-autoregressive transformers. In *International conference on machine learning*. PMLR, 9356–9376.
- [11] Fei Huang, Hao Zhou, Yang Liu, Hang Li, and Minlie Huang. 2022. Directed acyclic transformer for non-autoregressive machine translation. In *International Conference on Machine Learning*. PMLR, 9410–9428.
- [12] Iris AM Huijben, Wouter Kool, Max B Paulus, and Ruud JG Van Sloun. 2022. A review of the gumbel-max trick and its extensions for discrete stochasticity in machine learning. *IEEE transactions on pattern analysis and machine intelligence* 45, 2 (2022), 1353–1371.
- [13] Eric Jang, Shixiang Gu, and Ben Poole. 2016. Categorical reparameterization with gumbel-softmax. *arXiv preprint arXiv:1611.01144* (2016).
- [14] Lukasz Kaiser, Samy Bengio, Aurko Roy, Ashish Vaswani, Niki Parmar, Jakob Uszkoreit, and Noam Shazeer. 2018. Fast Decoding in Sequence Models Using Discrete Latent Variables. In *Proceedings of the International Conference on Machine Learning (ICML)*. 2390–2399.
- [15] Jindřich Libovický and Jindřich Helcl. 2018. End-to-End Non-Autoregressive Neural Machine Translation with Connectionist Temporal Classification. In *Proceedings of the 2018 Conference on Empirical Methods in Natural Language Processing (EMNLP)*. 3016–3021.
- [16] Ji Lin, Jiaming Tang, Haotian Tang, Shang Yang, Wei-Ming Chen, Wei-Chen Wang, Guangxuan Xiao, Xingyu Dang, Chuang Gan, and Song Han. 2024. Awq: Activation-aware weight quantization for on-device llm compression and acceleration. *Proceedings of machine learning and systems* 6 (2024), 87–100.
- [17] Xiao Lin, Xiaokai Chen, Chenyang Wang, Hantao Shu, Linfeng Song, Biao Li, and Peng Jiang. 2024. Discrete conditional diffusion for reranking in recommendation. In *Companion Proceedings of the ACM Web Conference 2024*. 161–169.
- [18] Xiangyu Liu, Chuan Yu, Zhilin Zhang, Zhenzhe Zheng, Yu Rong, Hongtao Lv, Da Huo, Yiqing Wang, Dagui Chen, Jian Xu, et al. 2021. Neural auction: End-to-end learning of auction mechanisms for e-commerce advertising. In *Proceedings of the 27th ACM SIGKDD Conference on Knowledge Discovery & Data Mining*. 3354–3364.
- [19] Changhua Pei, Yi Zhang, Yongfeng Zhang, Fei Sun, Xiao Lin, Hanxiao Sun, Jian Wu, Peng Jiang, Junfeng Ge, Wenwu Ou, et al. 2019. Personalized re-ranking for recommendation. In *Proceedings of the 13th ACM conference on recommender systems*. 3–11.
- [20] Shashank Rajput, Nikhil Mehta, Anima Singh, Raghunandan Hulikal Keshavan, Trung Vu, Lukasz Heldt, Lichan Hong, Yi Tay, Vinh Tran, Jonah Samost, et al. 2023. Recommender systems with generative retrieval. *Advances in Neural Information Processing Systems* 36 (2023), 10299–10315.
- [21] Ali Razavi, Aaron van den Oord, and Oriol Vinyals. 2019. Generating Diverse High-Fidelity Images with VQ-VAE-2. In *Advances in Neural Information Processing Systems (NeurIPS)*.
- [22] Yuxin Ren, Qiya Yang, Yichun Wu, Wei Xu, Yalong Wang, and Zhiqiang Zhang. 2024. Non-autoregressive generative models for reranking recommendation. In *Proceedings of the 30th ACM SIGKDD Conference on Knowledge Discovery and Data Mining*. 5625–5634.
- [23] Yuxin Ren, Zihan Zhong, Xingjian Shi, Yi Zhu, Chun Yuan, and Mu Li. 2023. Tailoring Instructions to Student’s Learning Levels Boosts Knowledge Distillation. In *Proceedings of the 61st Annual Meeting of the Association for Computational Linguistics (Volume 1: Long Papers)*. 1990–2006.
- [24] Xiaowen Shi, Fan Yang, Ze Wang, Xiaoxu Wu, Muzhi Guan, Guogang Liao, Wang Yongkang, Xingxing Wang, and Dong Wang. 2023. PIER: Permutation-Level Interest-Based End-to-End Re-ranking Framework in E-commerce. In *Proceedings of the 29th ACM SIGKDD Conference on Knowledge Discovery and Data Mining*. 4823–4831.
- [25] Siqi Sun, Yu Cheng, Zhe Gan, and Jingjing Liu. 2019. Patient Knowledge Distillation for BERT Model Compression. In *Proceedings of the 2019 Conference on Empirical Methods in Natural Language Processing and the 9th International Joint Conference on Natural Language Processing (EMNLP-IJCNLP)*. 4323–4332.
- [26] Hongyan Tang, Junning Liu, Ming Zhao, and Xudong Gong. 2020. Progressive Layered Extraction (PLE): A Novel Multi-Task Learning (MTL) Model for Personalized Recommendations. In *Proceedings of the 14th ACM Conference on Recommender Systems (Virtual Event, Brazil) (RecSys ’20)*. Association for Computing Machinery, New York, NY, USA, 269–278. doi:10.1145/3383313.3412236
- [27] A Vaswani. 2017. Attention is all you need. *Advances in Neural Information Processing Systems* (2017).
- [28] Benyuan Wang, Yuxin Ren, Lifeng Shang, Xin Jiang, and Qun Liu. [n. d.]. Exploring extreme parameter compression for pre-trained language models. In *International Conference on Learning Representations*.
- [29] Ruoxi Wang, Bin Fu, Gang Fu, and Mingliang Wang. 2017. Deep & cross network for ad click predictions. In *Proceedings of the ADKDD’17*. 1–7.
- [30] Shuli Wang, Xue Wei, Senjie Kou, Chi Wang, Wenshuai Chen, Qi Tang, Yinhua Zhu, Xiong Xiao, and Xingxing Wang. 2025. NLGR: Utilizing Neighbor Lists for Generative Rerank in Personalized Recommendation Systems. In *Companion Proceedings of the ACM on Web Conference 2025*. 530–537.
- [31] Sean Welleck, Ilya Kulikov, Stephen Roller, Emily Dinan, Kyunghyun Cho, and Jason Weston. 2019. Neural text generation with unlikelihood training. *arXiv preprint arXiv:1908.04319* (2019).
- [32] Hailan Yang, Zhenyu Qi, Shuchang Liu, Xiaoyu Yang, Xiaobei Wang, Xiang Li, Lantao Hu, Han Li, and Kun Gai. 2025. Comprehensive List Generation for Multi-Generator Reranking. In *Proceedings of the 48th International ACM SIGIR Conference on Research and Development in Information Retrieval*. 2298–2308.
- [33] Hugh Zhang, Daniel Duckworth, Daphne Ippolito, and Arvind Neelakantan. 2020. Trading Off Diversity and Quality in Natural Language Generation. *arXiv:2004.10450 [cs.CL]* <https://arxiv.org/abs/2004.10450>
- [34] Kai Zheng, Haijun Zhao, Rui Huang, Beichuan Zhang, Na Mou, Yanan Niu, Yang Song, Hongming Wang, and Kun Gai. 2024. Full stage learning to rank: A unified framework for multi-stage systems. In *Proceedings of the ACM Web Conference 2024*. 3621–3631.

Received 20 February 2007; revised 12 March 2009; accepted 5 June 2009