

Human-Wildlife interactions in a tropical forest context: modeling, analysis and simulations

Yves Dumont ^{*1,2,3}, Marc Hétier², and Valaire Yatat-Djeumen^{2,4}

¹CIRAD, UMR AMAP, 3P, F-97410 Saint Pierre, France

²AMAP, Univ Montpellier, CIRAD, CNRS, INRAe, IRD, Montpellier, France

³University of Pretoria, Department of Mathematics and Applied Mathematics,
Pretoria, South Africa

⁴ENSPY, University of Yaoundé 1, Cameroon

November 7, 2025

Abstract

Anthropisation and excessive hunting in tropical forests threaten biodiversity, ecosystem maintenance and human food security. In this article, we focus on the issue of coexistence between humans and wildlife in an anthropised environment. Assuming that the human population moves between its residential area and the surrounding forest to hunt, we study a resource-consumer model with consumer migration. A comprehensive analysis of the system is carried out using classical theory and monotone systems theory. We show that the possibilities for long-term coexistence between human populations and wildlife populations are determined by hunting rate thresholds. Depending on the level of anthropisation and the hunting rate, the system may converge towards a limit cycle or a co-existence equilibrium. However, the conditions for coexistence become more difficult as anthropisation increases. Numerical simulations are provided to illustrate the theoretical results.

Keywords: Human-Wildlife system; Anthropisation; Tropical Forest; Resource-consumer model; Tikhonov theorem; Monotone systems theory; Periodic cycle; Numerical simulations.

1 Introduction

Tropical forests are particularly rich ecosystems, in term of plants and animals diversity [30]. They also provide resources for forest-based people, and other human populations living nearby. These resources include food [47], medicine and energy sources [25] for example.

However, tropical forests are increasingly degraded and fragmented by human settlement and activities, as the development of infrastructures (roadways, harbors, dams, ...), agriculture, and industrial complexes (industrial palm groves, industrial logging,...), etc. Today, only 20% of the remaining area are considered as intact, see [7]. It is not only the vegetation that is endangered, but also the wildlife that it shelters. Of course, the destruction of their habitat has indirect consequences on animal populations, but they are also directly threatened by human activities, and especially by over-hunting [7, 42]. In 2019, it was estimated in [7] that the abundance of tropical mammal species had declined by an average of 13%. The authors also predicted a decline of over 70% for mammals in West Africa.

Defaunation is not harmless. It impacts both vegetation and human populations. In [30, 31], the authors point out that even partial defaunation has consequences on the environment and human populations. Indeed, extinction of mammals affects the forest regeneration, as, for instance they play a role

*Corresponding author: yves.dumont@cirad.fr

in seed dispersal [15, 28, 44]. Defaunation is also associated with the (re)emergence of zoonotic diseases, see for example [10, 40].

Moreover, bushmeat remains an important source of food and income for certain populations, see [20]. It is the case in South Cameroon, where some of the populations (as the Baka Pygmies) still rely on hunting and agriculture for their livelihood [47]. These populations do not threaten the vegetation: consumption of plant for food or medical uses is low compared to forest regeneration [23]. Furthermore, we cannot ignore the fact that the forest is also impacted by industrial development: a deep-water harbor has been built near the town of Kribi, and industrial palm groves are expanding rapidly in the surrounding area. These new constructions are supported by the development of roads, which fragmented the environment (see for example [18, 33] about landscape and biodiversity changes around Kribi).

It can be difficult to determine whether a specific hunting, as practised in a particular place, is sustainable or not. Indeed, acquiring knowledge about wildlife and hunting practices can not be done using remote-sensing [27]. It requires specific field studies such as hunter recall interviews or continuous monitoring. These surveys are costly and susceptible to biases, see [21].

However, we believe that mathematical modeling can provide some insights on these issues. Indeed, mathematical models can not only synthesise and generalise a complex reality, determine parameters and thresholds of interest, but also facilitate future field studies and help decision-makers make informed decisions [9].

Previous studies have modeled human-environment (including both vegetation and wildlife) interactions in different ways. Some of them consider that the environment provides necessary services to agriculture [6, 34], and dealt with how and when social-ecological systems collapse. Other studies (see for example [8, 26]), in the bio-economic fields, reason in terms of economic costs and profits, seeking to determine the most effective wildlife management strategy. In [16], the authors review articles modeling the impact of human activity and human pressure on forest biomass and wildlife. The dynamical models presented rarely focus on over-hunting or on the coexistence between human populations and wildlife. Instead, they focused on the impact of specific types of anthropisation, such as industrialisation [2], mining activities or human pressure [12] on forest biomass. Moreover, the majority of these models involves many (at least 4) variables, which complicates the theoretical analysis and the understanding of the models.

This work aims to investigate the impact of overhunting and the anthropisation of habitat on the possibility of coexistence between a forest based human population and wildlife. It also highlights how the presence of a constant human immigration affects this possibility. It takes place within the I-CARE project (Impact of the Anthropisation on the Risk of Emergence of Zoonotic Arboviroses in Central Africa). This project, which involves field experts, focuses on South Cameroon. As stated above, the vegetation in this area is not directly threatened but is quickly and abruptly impacted by industrial projects. Moreover, due to the interdisciplinary aspect of the project, there is a need to keep the model as simple as possible, in order, at least, to preserve a deep mathematical tractability property and interpretability, but also to be able to include an epidemiological aspect at a later stage.

The manuscript is organized as follows. In section 2, a dynamical model describing human-wildlife interactions is introduced. In sections 3 and 4, we propose a mathematical analysis of this model. First, we present a simple but inconclusive quasi-steady state approach. Then, we study a more complicated but complete analysis using an equivalent competitive system. In section 5, we provide an ecological interpretation of the results we obtained, as well as numerical simulations. Finally, we end the paper with some conclusions and perspectives in section 6.

2 A Model of Human-Wildlife Interactions

We model the interactions between a hunter community and wilderness using a consumer-resource model. We consider two areas, one corresponding to a domestic area (a village for example), the second to a wild area (a tropical forest for example). Humans in the domestic area, H_D , are modeled using a consumer equation based on available resource. The dynamic of H_D includes several terms. First there is a constant growth term, denoted by \mathcal{I} , representing the immigration from other inhabited areas. For instance, the development of an industrial complex attracts new workers. A second term in the equation is the natural death-rate of humans, noted μ_D . Furthermore, we assume that the villagers are able to produce a certain amount of food at the rate f_D . Note that f_D can be understood as $f_D = e\lambda_{F,D}F_D$ where F_D is a constant amount of cattle or agricultural resources, $\lambda_{F,D}$ a harvest rate and e the proportion of these resources in

human diet.

The villagers come and go between the domestic and wild areas, mainly for hunting activities. These displacements are modeled by the function $M(H_D, H_W) = m_W H_W - m_D H_D$, where H_W is the human population presents in the wild area. We note m_D (respectively m_W) the migration rate from the domestic (resp. wild) area to the wild (resp. domestic) area, and we define $m = \frac{m_D}{m_W}$. The dynamic of H_W simply corresponds to the migration process.

Wild animals, F_W , hunted in the wild area are partially used to feed the villagers. Therefore, we consider a last growth term in the H_D dynamic, $e\Lambda_F(F_W)H_W$, where $\Lambda_F(F_W)$ is the number of prey hunted by one hunter, and e is the proportion of wild prey in diet. This parameter e encompasses both the direct consumption of the meat by the villagers and the fact that a large proportion of bush-meat is sold on city market, allowing the villagers to purchase other supply, see [43].

The dynamic of F_W follows a logistic equation, whose carrying capacity, K_F , depends on the surrounding vegetation. To take into account the level of anthropisation, we introduce the non-negative parameter $\alpha \in [0, 1)$. When $\alpha > 0$, the carrying capacity of the vegetation is reduced of $\alpha\%$ from its original value. anthropisation may also have a negative impact on the animal's growth rate r_F . For the sake of simplicity, we model this impact in the same way, by multiplying the growth rate by $(1 - \alpha)$.

We consider two different interactions between wild fauna and the population located in the wild area. Firstly, as mentioned above, the wild fauna is hunted by humans present in the wild area. We model this predation by a Holling-Type 1 functional $\Lambda_F(F_W) = \lambda_F F_W$, where λ_F is the hunting rate. We choose an unbounded functional response to take into account the possibility of over-hunt. On the other hand, according to discussion with field experts of the I-CARE project, the presence of human population may benefit the reproduction of certain wild species, particularly rodents. See also [10, 11]. We take this effect into account by multiplying the wild animal's growth rate, r_F , by the functional $(1 + \beta H_W)$, where $\beta \geq 0$ is the positive influence rate that human activities may have on wild animal's growth.

Finally, the model is given by the following equations:

$$\begin{cases} \frac{dH_D}{dt} = \mathcal{I} + e\lambda_F H_W F_W + (f_D - \mu_D)H_D - m_D H_D + m_W H_W, \\ \frac{dF_W}{dt} = r_F(1 - \alpha)(1 + \beta H_W) \left(1 - \frac{F_W}{K_F(1 - \alpha)}\right) F_W - \lambda_F F_W H_W, \\ \frac{dH_W}{dt} = m_D H_D - m_W H_W. \end{cases} \quad (1)$$

For the rest of the study, we will note y the vector of state variables, that is $y = (H_D, F_W, H_W)$ and $f(y)$ the right hand side of the system.

The whole dynamic is represented through the flow chart in figure 1. Table 1 summarizes the meaning of the state variables and parameters.

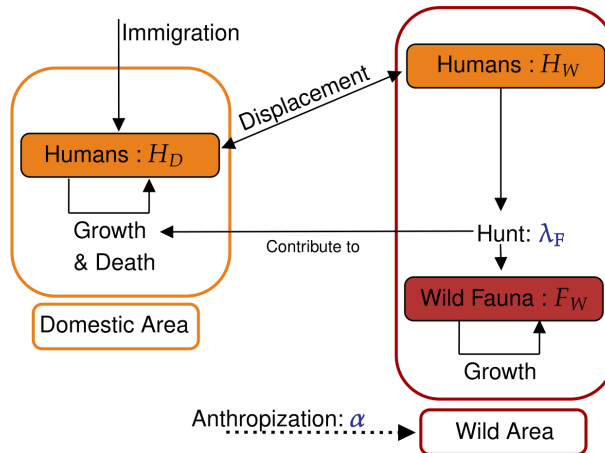


Figure 1: System flow chart.

To analyze system (1) and its long term behavior, we will use divers notions and theorems; they are recalled in Appendix A, page 36. We start by showing that the problem is well posed.

Symbol	Description	Unit
H_D	Humans in the domestic area	Ind
H_W	Humans in the wild area	Ind
F_W	Wild fauna	Ind
t	Time	Year
e	Proportion of wild meat in the diet	-
f_D	Food produced by human population	Year ⁻¹
μ_D	Human mortality rate	Year ⁻¹
m_D	Migration from domestic area to wild area	Year ⁻¹
m_W	Migration from wild area to domestic area	Year ⁻¹
r_F	Wild animal growth rate	Year ⁻¹
K_F	Carrying capacity for wild fauna, fixed by the environment	Ind
α	Proportion of anthropized environment	-
β	Positive impact from human activities on wild animal's growth rate	Ind ⁻¹
λ_F	Hunting rate	Ind ⁻¹ × Year ⁻¹
\mathcal{I}	Immigration rate	Ind × Year ⁻¹

Table 1: State variables and parameters of the model.

2.1 Existence and Uniqueness of Global Solutions

In this section, we state general results on system (1): existence of an invariant region, existence and uniqueness of global solutions.

Remark 1. To avoid infinite growth of human population, and ensure that the system is well defined, we need to add a constraint on the sign of $f_D - \mu_D$: on the following, we will assume that $f_D - \mu_D < 0$. This means that the food produced by the human population living in the domestic area is not sufficient to ensure the permanence of the population. Hunt, or immigration, is necessary.

The following proposition indicates a compact and invariant subset of \mathbb{R}_+^3 on which the solutions of system (1) are bounded.

Proposition 2. Assume $0 \leq \beta < \beta^*$, with

$$\beta^* := \frac{4(\mu_D - f_D)}{mer_F(1 - \alpha)^2 K_F}. \quad (2)$$

Then, the region

$$\Omega = \left\{ (H_D, F_W, H_W) \in \mathbb{R}_+^3 \mid H_D + eF_W \leq S^{max}, F_W \leq F_W^{max}, H_W \leq H_W^{max} \right\},$$

is a compact and invariant set for system (1), where

$$S^{max} = \frac{\mathcal{I} + \left(\mu_D - f_D + \frac{(1 - \alpha)r_F}{4} \right) e(1 - \alpha)K_F}{\left(\mu_D - f_D - \frac{er_F(1 - \alpha)^2 K_F m}{4} \right) \beta}, \quad F_W^{max} = (1 - \alpha)K_F, \quad H_W^{max} = \frac{m_D}{m_W} S^{max}.$$

In particular, this means that any solutions of equations (1) with initial condition in Ω are bounded and remain in Ω .

Proof. To prove this proposition we will use the notion of invariant region, see [36]. Before, we introduce the variable $S = H_D + eF_W$. With this new variable, the model writes:

$$\begin{cases} \frac{dS}{dt} = \mathcal{I} + (f_D - \mu_D - m_D)(S - eF_W) + m_W H_W + e(1 - \alpha)(1 + \beta H_W)r_F \left(1 - \frac{F_W}{(1 - \alpha)K_F} \right) F_W, \\ \frac{dF_W}{dt} = (1 - \alpha)(1 + \beta H_W)r_F \left(1 - \frac{F_W}{K_F(1 - \alpha)} \right) F_W - \lambda_F F_W H_W, \\ \frac{dH_W}{dt} = m_D (S - eF_W) - m_W H_W. \end{cases} \quad (3)$$

We define the function $g(z)$, with $z = (S, F_W, H_W)$, as the right hand side of system (3). We also introduce the following functions:

$$G_1(z) = S - S^{max}, \quad G_2(z) = F_W - F_W^{max}, \quad G_3(z) = H_W - H_W^{max}.$$

Following [36], we will show that quantities $(\nabla G_1 \cdot g)|_{S=S^{max}}$, $(\nabla G_2 \cdot g)|_{F_W=F_W^{max}}$ and $(\nabla G_3 \cdot g)|_{H_W=H_W^{max}}$ are non-positive for $z \in \Omega_S = \left\{ (S, F_W, H_W) \in (\mathbb{R})^3 \mid S \leq S^{max}, F_W \leq F_W^{max}, H_W \leq H_W^{max} \right\}$.

We have:

$$(\nabla G_1 \cdot g)|_{S^{max}} = \mathcal{I} + (f_D - \mu_D - m_D)(S^{max} - eF_W) + m_W H_W + er_F(1 - \alpha)(1 + \beta H_W) \left(1 - \frac{F_W}{(1 - \alpha)K_F} \right) F_W.$$

Using that $\left(1 - \frac{F_W}{(1 - \alpha)K_F} \right) F_W \leq \frac{(1 - \alpha)K_F}{4}$ for $0 \leq F_W \leq (1 - \alpha)K_F$ and $H_W \leq H_W^{max}$,

$$\begin{aligned} (\nabla G_1 \cdot g)|_{S^{max}} &\leq \mathcal{I} + (f_D - \mu_D - m_D)S^{max} + m_W H_W^{max} - (f_D - \mu_D)e(1 - \alpha)K_F + \\ &\quad er_F(1 - \alpha)(1 + \beta H_W^{max}) \frac{(1 - \alpha)K_F}{4}. \end{aligned}$$

$$\text{Using } H_W^{max} = \frac{m_D}{m_W} S^{max},$$

$$\begin{aligned} (\nabla G_1 \cdot g)|_{S^{max}} &\leq \mathcal{I} + (f_D - \mu_D)S^{max} - (f_D - \mu_D)e(1 - \alpha)K_F + er_F(1 - \alpha)(1 + \beta m_S^{max}) \frac{(1 - \alpha)K_F}{4}, \\ &\leq \mathcal{I} + \left(f_D - \mu_D + \frac{er_F(1 - \alpha)^2 K_F m}{4} \beta \right) S^{max} + \left(\mu_D - f_D + \frac{(1 - \alpha)r_F}{4} \right) e(1 - \alpha)K_F, \\ &\leq \mathcal{I} - \left(\mu_D - f_D - \frac{er_F(1 - \alpha)^2 K_F m}{4} \beta \right) S^{max} + \left(\mu_D - f_D + \frac{(1 - \alpha)r_F}{4} \right) e(1 - \alpha)K_F. \end{aligned}$$

Using the definition of S^{max} , we finally obtain $(\nabla G_1 \cdot g)|_{S=S^{max}} \leq 0$.

The two others inequalities are straightforward to obtain. We have:

$$\begin{aligned} (\nabla G_2 \cdot g)|_{F_W=F_W^{max}} &= r_F(1 + \beta H_W) \left(1 - \frac{K_F(1 - \alpha)}{K_F(1 - \alpha)} \right) K_F(1 - \alpha) - \lambda_F H_W K_F(1 - \alpha), \\ (\nabla G_2 \cdot g)|_{F_W=F_W^{max}} &= -\lambda_F H_W K_F(1 - \alpha), \\ (\nabla G_2 \cdot g)|_{F_W=F_W^{max}} &\leq 0. \end{aligned}$$

The computations for $(\nabla G_3 \cdot g)|_{H_W=H_W^{max}}$ give:

$$\begin{aligned} (\nabla G_3 \cdot g)|_{H_W=H_W^{max}} &= m_D(S - eF_W) - m_W H_W^{max}, \\ (\nabla G_3 \cdot g)|_{H_W=H_W^{max}} &= m_D(S - S^{max} - eF_W), \\ (\nabla G_3 \cdot g)|_{H_W=H_W^{max}} &\leq 0. \end{aligned}$$

We have shown that $(\nabla G_1 \cdot g)|_{S=S^{max}} \leq 0$, $(\nabla G_2 \cdot g)|_{F_W=F_W^{max}} \leq 0$ and $(\nabla G_3 \cdot g)|_{H_W=H_W^{max}} \leq 0$ in Ω_S . According to [36], this proves that Ω_S is an invariant region for system (3).

This also shows that the set

$$\left\{ (H_D, F_W, H_W) \in \mathbb{R}^3 \mid H_D + eF_W \leq S^{max}, F_W \leq F_W^{max}, H_W \leq H_W^{max} \right\}$$

is invariant for system (1).

Moreover, for any point $y \in \partial(\mathbb{R}_+^3)$, the vector field defined by $f(y)$ is either tangent or directed inward. Then, Ω is an invariant region for equations (1). \square

The next proposition shows that system (1) defines a dynamical system on Ω .

Proposition 3. When $0 \leq \beta < \beta^*$, system (1) defines a dynamical system on Ω , that is, for any initial condition (t_0, y_0) with $t_0 \in \mathbb{R}$ and $y_0 \in \Omega$, it exists a unique solution of equations (1), and this solution is defined for all $t \geq t_0$.

Proof. The right hand side of equations (1) defines a function $f(y)$ which is of class \mathcal{C}^1 on \mathbb{R}^3 . The theorem of Cauchy-Lipschitz ensures that model (1) admits a unique solution, at least locally, for any given initial condition, see [38]. Since $0 \leq \beta < \beta^*$, Ω is an invariant and compact region according to proposition 2. Therefore, the solutions with initial condition in Ω are bounded. Based on uniform boundedness, we deduce that solutions of system (1) with initial condition on Ω exist globally, for all $t \geq t_0$. Therefore, (1) defines a forward dynamical system on Ω . \square

3 Analysis Using a Quasi-Steady State Approach

The model we propose combines demographic and migration processes, which have different timescales, one being much faster than the other. Based on this observation, we develop a quasi-steady state approach. We use the Tikhonov theorem (see theorem 31 page 36) to derive a reduced system. The reduced system is analyzed and then compared to the non-reduced one.

3.1 Derivation of a Reduced System

Considering the characteristic times of humans and wildlife, the time scale used throughout the study is year. However, the human displacements between the domestic and wild area are daily processes, and are faster than the demographic processes. In consequence, we write

$$m_W = \frac{\tilde{m}_W}{\epsilon}, \quad m_D = \frac{\tilde{m}_D}{\epsilon}$$

where ϵ is the conversion parameter between year and day.

Taking into consideration this difference of temporality of demographic and migration processes, one could use a quasi steady state approach to analyze the system (1). In this purpose, we rewrite the system under the form:

$$\begin{cases} \frac{dH_D}{dt} = \mathcal{I} + e\lambda_F F_W H_W + (f_D - \mu_D)H_D + \frac{1}{\epsilon}(\tilde{m}_W H_W - \tilde{m}_D H_D), \\ \frac{dF_W}{dt} = r_F(1 - \alpha)(1 + \beta H_W) \left(1 - \frac{F_W}{K_F(1 - \alpha)}\right) F_W - \lambda_F F_W H_W, \\ \frac{dH_W}{dt} = -\frac{1}{\epsilon}(\tilde{m}_W H_W - \tilde{m}_D H_D). \end{cases} \quad (4)$$

Proposition 4. For any initial condition (H_D^0, F_W^0, H_W^0) , the solution $(H_{D,\epsilon}, F_{W,\epsilon}, H_{W,\epsilon})$ of system (4) is such that for any time $T > 0$,

$$\begin{cases} \lim_{\epsilon \rightarrow 0} H_{D,\epsilon}(t) = H_D(t), & t \in [0, T], \\ \lim_{\epsilon \rightarrow 0} F_{W,\epsilon}(t) = F_W(t), & t \in [0, T], \\ \lim_{\epsilon \rightarrow 0} H_{W,\epsilon}(t) = \frac{\tilde{m}_D}{\tilde{m}_W} H_D(t), & t \in (0, T] \end{cases}$$

where (H_D, F_W) is the solution of the following reduced system

$$\begin{cases} \frac{dH_D}{dt} = \frac{\mathcal{I}}{1 + \frac{\tilde{m}_D}{\tilde{m}_W}} + \frac{f_D - \mu_D}{1 + \frac{\tilde{m}_D}{\tilde{m}_W}} H_D + \frac{e}{1 + \frac{\tilde{m}_D}{\tilde{m}_W}} \frac{\tilde{m}_D}{\tilde{m}_W} \lambda_F F_W H_D, \\ \frac{dF_W}{dt} = (1 - \alpha)(1 + \beta \frac{\tilde{m}_D}{\tilde{m}_W} H_D) r_F \left(1 - \frac{F_W}{(1 - \alpha)K_F}\right) F_W - \frac{\tilde{m}_D}{\tilde{m}_W} \lambda_F F_W H_D. \end{cases} \quad (5)$$

Proof. We will apply the Tikhonov theorem (see theorem 31, page 36) on system (4). Following [5] and to avoid division by zero, we rewrite the system with the variable $H = H_D + H_W$. It gives:

$$\begin{cases} \frac{dH}{dt} = \mathcal{I} + e\lambda_F F_W H_W + (f_D - \mu_D)(H - H_W), \\ \frac{dF_W}{dt} = r_F(1 - \alpha)(1 + \beta H_W) \left(1 - \frac{F_W}{K_F(1 - \alpha)}\right) F_W - \lambda_F F_W H_W, \\ \epsilon \frac{dH_W}{dt} = m_D H - (m_D + m_W) H_W. \end{cases}$$

This system is under the appropriate form to apply the Tikhonov's theorem with $x = (H, F_W)$, $y = H_W$,

$$f(t, x, y, \epsilon) = \begin{bmatrix} cI + e\lambda_F F_W H_W + (f_D - \mu_D)(H - H_W), \\ r_F(1 - \alpha)(1 + \beta H_W) \left(1 - \frac{F_W}{K_F(1 - \alpha)}\right) F_W - \lambda_F F_W H_W \end{bmatrix}$$

and $g(t, x, y, \epsilon) = \tilde{m}_W(mH - (1 + m)H_W)$.

The functions $f(t, \cdot, \cdot, \epsilon)$ and $g(t, \cdot, \cdot, \epsilon)$ are continuously differentiable in arbitrary $\bar{\mathcal{U}}$ and \mathcal{V} intervals. Therefore, the first assumption of the Tikhonov's theorem is satisfied. The equation $g(t, x, y, 0) = 0$ admits for solution $H_W = \frac{m}{1 + m}H$. It is clearly continuous as a function of t, H and isolated. The second assumption of Tikhonov's theorem is also satisfied.

The auxiliary equation is given by

$$\frac{d\tilde{H}_W}{d\tau} = \tilde{m}_W(mH(t) - (1 + m)\tilde{H}_W)$$

for which the fixed point $\tilde{H}_W = \frac{m}{1 + m}H(t)$ is globally uniformly asymptotically stable with respect to H and t . Therefore, the third and fifth assumptions of Tikhonov's theorem hold true.

The reduced equation writes:

$$\begin{cases} \frac{dH}{dt} = \mathcal{I} + e\lambda_F F_W \frac{m}{1 + m}H + (f_D - \mu_D) \frac{H}{1 + m}, \\ \frac{dF_W}{dt} = r_F(1 - \alpha)(1 + \beta \frac{m}{1 + m}H) \left(1 - \frac{F_W}{K_F(1 - \alpha)}\right) F_W - \lambda_F F_W \frac{m}{1 + m}H. \end{cases} \quad (6)$$

Using the derivability of the right hand side on Ω , and the fact that those derivatives are bounded on Ω , it is straightforward to show that the fourth assumption of Tikhonov's theorem is satisfied.

Consequently, we can claim that the solutions $(H_\epsilon, F_{W,\epsilon}, H_{W,\epsilon})$ of system (25) satisfy:

$$\begin{cases} \lim_{\epsilon \rightarrow 0} H_\epsilon(t) = H(t), & t \in [0, T], \\ \lim_{\epsilon \rightarrow 0} F_{W,\epsilon}(t) = F_W(t), & t \in [0, T], \\ \lim_{\epsilon \rightarrow 0} H_{W,\epsilon}(t) = \frac{m}{1 + m}H(t), & t \in (0, T], \end{cases}$$

for any $T > 0$, where (H, F_W) are the solutions to (6). Finally, returning to the original variables H_D, F_W and H_W , allows us to conclude the proof. \square

The following parts are dedicated to the study of the long term dynamics of system (5). The study is separated in two cases: a first one when there is no immigration ($\mathcal{I} = 0$), and a second one when $\mathcal{I} > 0$.

3.2 Reduced System: Local Analysis Without Immigration

On the following, we study the existence and stability of equilibria of model (5), when $\mathcal{I} = 0$.

Proposition 5. *When $\mathcal{I} = 0$, the following results hold true.*

- System (5) admits a trivial equilibrium $TE = (0, 0)$ and a fauna-only equilibrium $EE^{Fw} = (0, (1 - \alpha)K_F)$ that always exist.
- When

$$\mathcal{N}_{\mathcal{I}=0} := \frac{me\lambda_F(1 - \alpha)K_F}{\mu_D - f_D} > 1,$$

then system (5) admits a unique coexistence equilibrium $EE_{\mathcal{I}=0}^{HFw} = (H_{D,\mathcal{I}=0}^*, F_{W,\mathcal{I}=0}^*)$ where

$$F_{W,\mathcal{I}=0}^* = \frac{\mu_D - f_D}{\lambda_F me}, \quad H_{D,\mathcal{I}=0}^* = \frac{(1 - \alpha)r_F \left(1 - \frac{F_{W,\mathcal{I}=0}^*}{K_F(1 - \alpha)}\right)}{m \left(\lambda_F - \beta(1 - \alpha)r_F + \beta r_F \frac{F_{W,\mathcal{I}=0}^*}{K_F}\right)}.$$

Remark 6. Straightforward observations show that the equilibrium of the non-reduced system (1) are the same than the ones of system (5), with the same condition of existence and with $H_W^* = mH_D^*$.

Proof. To derive the equilibrium of system (5), we equate the rates of change of the variables to 0. Therefore, an equilibrium satisfies the system of equations:

$$\begin{cases} e\lambda_F m F_W^* + f_D - \mu_D = 0 & \text{or } H_D^* = 0, \\ mH_D^* \left(\lambda_F - (1 - \alpha)r_F\beta + \frac{r_F\beta}{K_F}F_W^*\right) + r_F \frac{F_W^*}{K_F} - (1 - \alpha)r_F = 0 & \text{or } F_W^* = 0. \end{cases} \quad (7)$$

When $H_D^* = 0$ and $F_W^* = 0$, we recover the trivial equilibrium $TE = (0, 0)$. When $H_D^* = 0$ and $F_W^* \neq 0$, we obtain the fauna-only equilibrium $EE^{Fw} = (0, K_F(1 - \alpha))$. Finally, when $H_D^* \neq 0$ and $F_W^* \neq 0$, direct computations lead to a unique set of values given by:

$$F_W^* = \frac{\mu_D - f_D}{\lambda_F me}, \quad H_D^* = \frac{(1 - \alpha)r_F \left(1 - \frac{F_W^*}{K_F(1 - \alpha)}\right)}{m \left(\lambda_F - \beta(1 - \alpha)r_F + \beta r_F \frac{F_W^*}{K_F}\right)}.$$

Those values are biologically meaningful if $F_W^* \leq (1 - \alpha)K_F$ and if H_D^* is positive. The first inequality gives the constraint $\frac{\mu_D - f_D}{\lambda_F me} \leq (1 - \alpha)K_F$. From now, we assume it. The numerator of H_D^* is non negative, and positive when $\frac{\mu_D - f_D}{\lambda_F me} < (1 - \alpha)K_F$. We need to check the sign of its denominator, which has to be positive. We have:

$$\begin{aligned} \lambda_F - \beta(1 - \alpha)r_F + \beta r_F \frac{F_W^*}{K_F} &= \lambda_F \left(1 - \frac{\beta(1 - \alpha)r_F}{\lambda_F} + \beta r_F \frac{\mu_D - f_D}{\lambda_F^2 me K_F}\right), \\ &= \lambda_F \left(1 - \frac{\beta(1 - \alpha)r_F}{\lambda_F} \left(1 - \frac{\mu_D - f_D}{\lambda_F me K_F(1 - \alpha)}\right)\right), \\ &\geq 0. \end{aligned}$$

The last inequality is obtained using $\beta < \beta^*$ (see proposition 37, page 38). Therefore, the equilibrium of coexistence is biologically meaningful if $\frac{\mu_D - f_D}{\lambda_F me} < (1 - \alpha)K_F$, that is $1 < \frac{\lambda_F(1 - \alpha)K_F me}{\mu_D - f_D}$. \square

The following proposition assesses the local asymptotic stability of the equilibrium.

Proposition 7. *When $\mathcal{I} = 0$, the following results are valid.*

- The trivial equilibrium TE is unstable.
- The fauna equilibrium $EE_{\mathcal{I}=0}^{HFw}$ is Locally Asymptotically Stable (LAS) if $\mathcal{N}_{\mathcal{I}=0} < 1$.
- When $\mathcal{N}_{\mathcal{I}=0} > 1$, the coexistence equilibrium EE^{HFw} exists and is LAS.

Proof. To investigate the local stability of the equilibria of the system (5), we rely on the Jacobian matrix of the system. It is given by:

$$\mathcal{J}_{QSSA}(H_D, F_W) = \begin{bmatrix} -\frac{\mu_D - f_D}{1+m} + \frac{e\lambda_F m}{1+m} F_W & \frac{e\lambda_F m}{1+m} H_D \\ m \left(-\lambda_F + \beta(1-\alpha)r_F \left(1 - \frac{F_W}{(1-\alpha)K_F} \right) \right) F_W & (1-\alpha)(1+\beta m H_D)r_F \left(1 - \frac{2F_W}{K_F} \right) - \lambda_F m H_D \end{bmatrix}. \quad (8)$$

- At equilibrium TE , the Jacobian is given by:

$$\mathcal{J}_{QSSA}(TE) = \begin{bmatrix} -\frac{\mu_D - f_D}{1+m} & 0 \\ 0 & (1-\alpha)r_F \end{bmatrix}.$$

$(1-\alpha)r_F > 0$ is a positive eigenvalue, and therefore TE is unstable.

- At equilibrium EE^{Fw} , the Jacobian is given by:

$$\mathcal{J}_{QSSA}(EE^{Fw}) = \begin{bmatrix} -\frac{\mu_D - f_D}{1+m} + \frac{e}{1+m} \lambda_F m K_F (1-\alpha) & 0 \\ -m \lambda_F (1-\alpha) K_F & -(1-\alpha)r_F \end{bmatrix}.$$

The eigenvalues are $-(1-\alpha)r_F$ and $-\frac{\mu_D - f_D}{1+m} + \frac{e}{1+m} \lambda_F m K_F (1-\alpha)$. They are both negative if $-(\mu_D - f_D) + e\lambda_F m K_F (1-\alpha) < 0 \Leftrightarrow \mathcal{N}_{\mathcal{I}=0} < 1$.

- At equilibrium $EE_{\mathcal{I}=0}^{HFw}$, the Jacobian is given by:

$$\mathcal{J}_{QSSA}(EE_{\mathcal{I}=0}^{HFw}) = \begin{bmatrix} 0 & \frac{e}{1+m} \lambda_F m H_{D,\mathcal{I}=0}^* \\ m \left(-\lambda_F + \beta(1-\alpha)r_F \left(1 - \frac{F_{W,\mathcal{I}=0}^*}{(1-\alpha)K_F} \right) \right) F_{W,\mathcal{I}=0}^* & -(1+\beta m H_{D,\mathcal{I}=0}^*)r_F \frac{F_{W,\mathcal{I}=0}^*}{K_F} \end{bmatrix}$$

using equilibrium conditions. According to the Routh-Hurwitz criterion (see theorem 29, page 36), $EE_{\mathcal{I}=0}^{HFw}$ is LAS if the trace of $\mathcal{J}_{QSSA}(EE_{\mathcal{I}=0}^{HFw})$ is negative and its determinant positive. We have:

$$\text{Tr}(\mathcal{J}_{QSSA}(EE_{\mathcal{I}=0}^{HFw})) = -(1+\beta m H_{D,\mathcal{I}=0}^*)r_F \frac{F_{W,\mathcal{I}=0}^*}{K_F}$$

that is $\text{Tr}(\mathcal{J}_{QSSA}(EE_{\mathcal{I}=0}^{HFw})) < 0$.

The determinant is given by:

$$\begin{aligned} \det(\mathcal{J}_{QSSA}(EE_{\mathcal{I}=0}^{HFw})) &= \frac{-m^2 e}{1+m} \lambda_F \left(-\lambda_F + \beta(1-\alpha)r_F \left(1 - \frac{F_{W,\mathcal{I}=0}^*}{(1-\alpha)K_F} \right) \right) F_{W,\mathcal{I}=0}^* H_{D,\mathcal{I}=0}^*, \\ &= \frac{m^2 e}{1+m} \lambda_F^2 \left(1 + \frac{\beta(1-\alpha)r_F}{\lambda_F} \left(1 - \frac{\mu_D - f_D}{m e \lambda_F (1-\alpha) K_F} \right) \right) F_{W,\mathcal{I}=0}^* H_{D,\mathcal{I}=0}^*, \end{aligned}$$

using the equilibrium value. Using proposition 37, page 38, we show that this last expression is positive. Consequently $\det(\mathcal{J}_{QSSA}(EE_{\mathcal{I}=0}^{HFw})) > 0$ and $EE_{\mathcal{I}=0}^{HFw}$ is LAS without condition. \square

3.3 Reduced System: Local Analysis With Immigration

On the following, we study the existence and local stability of equilibria of model (5), when $\mathcal{I} > 0$.

Proposition 8. *When $\mathcal{I} > 0$, the following results hold true.*

- System (5) admits a human-only equilibrium $EE^H = \left(\frac{\mathcal{I}}{\mu_D - f_D}, 0\right)$ that always exists.
- When

$$\mathcal{N}_{\mathcal{I}>0} := \frac{r_F(1-\alpha)\left(\frac{\mu_D - f_D}{m\mathcal{I}} + \beta\right)}{\lambda_F} > 1,$$

system (5) has a unique coexistence equilibrium $EE_{\mathcal{I}>0}^{HF_W} = \left(H_{D,\mathcal{I}>0}^*, F_{W,\mathcal{I}>0}^*\right)$ where

$$F_{W,\mathcal{I}>0}^* = \frac{(1-\alpha)K_F}{2} \left(1 - \frac{\sqrt{\Delta_F}}{e(1-\alpha)r_F}\right) + \frac{\mu_D - f_D + \mathcal{I}\beta m}{2\lambda_F m e},$$

$$H_{D,\mathcal{I}>0}^* = \frac{(1-\alpha)r_F\left(1 - \frac{F_{W,\mathcal{I}>0}^*}{(1-\alpha)K_F}\right)}{m\left(\lambda_F - \beta(1-\alpha)r_F + \beta r_F \frac{F_{W,\mathcal{I}>0}^*}{K_F}\right)}$$

and

$$\Delta_F = \left(e(1-\alpha)r_F - \frac{(\mu_D - f_D)r_F}{\lambda_F m K_F}\right)^2 + \frac{\mathcal{I}\beta r_F}{\lambda_F K_F} \left(\frac{\mathcal{I}\beta r_F}{\lambda_F K_F} + 2\frac{(\mu_D - f_D)r_F}{\lambda_F m K_F} + 2e(1-\alpha)r_F\right) + 4\frac{er_F}{K_F}\mathcal{I}\left(1 - \frac{(1-\alpha)\beta r_F}{\lambda_F}\right).$$

Proof. An equilibrium of system (5) satisfies the system of equations:

$$\begin{cases} \mathcal{I} + e\lambda_F m F_W^* H_D^* + (f_D - \mu_D)H_D^* = 0, \\ F_W^* - \frac{(1-\alpha)K_F}{1 + \beta m H_D^*} \left(1 - \frac{m(\lambda_F - (1-\alpha)\beta r_F)H_D^*}{(1-\alpha)r_F}\right) = 0 \quad \text{or} \quad F_W^* = 0. \end{cases} \quad (9)$$

The solution of system (9) when $F_W^* = 0$ is the Human-only equilibrium $EE^H = \left(\frac{\mathcal{I}}{\mu_D - f_D}, 0\right)$. In the sequel, we assume that $F_W^* > 0$. In this case, F_W^* is solution of the quadratic equation

$$P_F(X) := X^2 \left(\frac{er_F}{K_F}\right) - X \left(e(1-\alpha)r_F + \frac{(\mu_D - f_D)r_F}{\lambda_F m K_F} + \frac{\mathcal{I}\beta r_F}{\lambda_F K_F}\right) + \left(\frac{(\mu_D - f_D)(1-\alpha)r_F}{\lambda_F m} - \mathcal{I}\left(1 - \frac{(1-\alpha)\beta r_F}{\lambda_F}\right)\right) = 0. \quad (10)$$

The polynomial P_F is studied in appendix B.1. In particular, we show that P_F admits two real roots F_1^* and F_2^* , with $F_1^* < K_F(1-\alpha) < F_2^*$.

To define an equilibrium, F_W^* must be biologically meaningful, that is be positive and lower than $(1-\alpha)K_F$. Therefore, F_2^* is not biologically meaningful and F_1^* defines an equilibrium only if it is positive, *i.e.* only if $\frac{(\mu_D - f_D)r_F}{\lambda_F m} > \mathcal{I}\left(1 - \frac{(1-\alpha)\beta r_F}{\lambda_F}\right)$ (see proposition 38, in appendix B.1). In this case, F_W^* is given by:

$$F_W^* = \frac{(1-\alpha)K_F}{2} \left(1 - \frac{\sqrt{\Delta_F}}{e(1-\alpha)r_F}\right) + \frac{\mu_D - f_D + \mathcal{I}\beta m}{2\lambda_F m e}.$$

According to the first equation of system (9), the value of H_D^* at equilibrium is given by:

$$H_D^* = \frac{\mathcal{I}}{\mu_D - f_D - e\lambda_F m F_1^*}.$$

It is biologically meaningful if it is positive. Since $F_W^* < \frac{\mu_D - f_D}{e\lambda_F m}$ (see proposition 38), it is the case. Finally, the coexistence equilibrium exists if $\mathcal{I}\left(1 - \frac{(1-\alpha)\beta r_F}{\lambda_F}\right) < \frac{(\mu_D - f_D)r_F}{\lambda_F m}$. \square

The following proposition assesses the local asymptotic stability of the equilibrium.

Proposition 9. *When $\mathcal{I} > 0$, the following results are valid.*

- The human-only equilibrium EE^H is LAS if $\mathcal{N}_{\mathcal{I}>0} < 1$.
- When $\mathcal{N}_{\mathcal{I}>0} > 1$, the coexistence equilibrium $EE_{\mathcal{I}>0}^{HFw}$ exists and is LAS.

Proof. To investigate the local stability of the equilibria of the system (5), we rely on the Jacobian matrix of the system, computed at equation (8).

- At equilibrium EE^H , the Jacobian is given by:

$$\mathcal{J}_{QSSA}(EE^H) = \begin{bmatrix} -\frac{\mu_D - f_D}{1+m} & \frac{e\lambda_F m \mathcal{I}}{(1+m)\mu_D - f_D} \\ 0 & (1-\alpha)\left(1 + \frac{m\beta \mathcal{I}}{\mu_D - f_D}\right)r_F - \frac{\lambda_F m \mathcal{I}}{\mu_D - f_D} \end{bmatrix}.$$

The eigenvalues are $-\frac{\mu_D - f_D}{1+m}$ and $(1-\alpha)\left(1 + \frac{\mathcal{I}}{\mu_D - f_D}\right)r_F - \frac{\lambda_F m \mathcal{I}}{\mu_D - f_D}$. They are both negative if $(1-\alpha)\left(1 + \frac{m\beta \mathcal{I}}{\mu_D - f_D}\right)r_F - \frac{\lambda_F m \mathcal{I}}{\mu_D - f_D} < 0 \Leftrightarrow \mathcal{N}_{\mathcal{I}>0} < 1$.

- At equilibrium $EE_{\mathcal{I}>0}^{HFw}$, the Jacobian is given by:

$$\begin{aligned} \mathcal{J}_{QSSA}(EE_{\mathcal{I}>0}^{HFw}) &= \begin{bmatrix} -\frac{\mathcal{I}}{H_{D,\mathcal{I}>0}^*} & e\lambda_F m H_{D,\mathcal{I}>0}^* \\ m\left(-\lambda_F + \beta(1-\alpha)r_F\left(1 - \frac{F_{W,\mathcal{I}>0}^*}{(1-\alpha)K_F}\right)\right) & -(1+\beta m H_D)r_F \frac{F_{W,\mathcal{I}>0}^*}{K_F} \end{bmatrix} \end{aligned}$$

using equilibrium conditions. According to the Routh-Hurwitz criterion (theorem 29, page 36), $EE_{\mathcal{I}>0}^{HFw}$ is LAS if the trace of $\mathcal{J}_{QSSA}(EE_{\mathcal{I}>0}^{HFw})$ is negative and its determinant positive. We have:

$$\text{Tr}(\mathcal{J}_{QSSA}(EE_{\mathcal{I}>0}^{HFw})) = -\frac{\mathcal{I}}{H_{D,\mathcal{I}>0}^*} - (1+\beta m H_{D,\mathcal{I}>0}^*)r_F \frac{F_{W,\mathcal{I}>0}^*}{K_F},$$

and therefore $\text{Tr}(\mathcal{J}_{QSSA}(EE_{\mathcal{I}>0}^{HFw})) < 0$. The determinant is given by:

$$\det(\mathcal{J}_{QSSA}(EE_{\mathcal{I}>0}^{HFw})) = \frac{\mathcal{I}}{H_D^*} \frac{1+\beta m H_D^*}{K_F} r_F F_W^* + m^2 e\lambda_F \left(\lambda_F - \beta(1-\alpha)r_F + r_F \beta \frac{F_W^*}{K_F} \right) F_W^* H_D^*.$$

According to proposition 38, page 39, we know that $(1-\alpha)K_F - \frac{\lambda_F K_F}{\beta r_F} < F_W^*$. Consequently $\det(\mathcal{J}_{QSSA}(EE_{\mathcal{I}>0}^{HFw})) > 0$ and $EE_{\mathcal{I}>0}^{HFw}$ is LAS without condition. \square

3.4 Reduced System: Global Stability Results

This subsection is valid for $\mathcal{I} \geq 0$. On it, we show that the system (5) does not admit any limit cycle and that the equilibrium which are LAS are Globally Asymptotically Stable (GAS).

Proposition 10. *System (5) admits no limit cycle on Ω .*

Proof. We will use the Bendixson-Dulac criterion (see theorem 28, page 36) with the function $\phi(H_D, F_W) = \frac{1}{H_D F_W}$. We note f the right hand side of equations (5). We have:

$$(\phi \times f_1)(H_D, F_W) = \frac{\mathcal{I}}{(1+m)H_D F_W} - \frac{\mu_D - f_D}{F_W} + \frac{e}{1+m} \lambda_F m$$

and therefore

$$\frac{\partial(\phi f_1)}{\partial H_D}(H_D, F_W) = -\frac{\mathcal{I}}{(1+m)F_W H_D^2} \leq 0.$$

On the other hand, we also have:

$$(\phi \times f_2)(H_D, F_W) = -m\lambda_F + \frac{(1-\alpha)(1+\beta m H_D)r_F}{H_D} - \frac{(1+\beta m H_D)r_F}{H_D} \frac{F_W}{K_F}$$

and therefore

$$\frac{\partial(\phi f_2)}{\partial F_W}(H_D, F_W) = -\frac{(1+\beta m H_D)r_F}{H_D K_F} < 0.$$

Consequently, $\frac{\partial(\phi f_1)}{\partial H_D} + \frac{\partial(\phi f_2)}{\partial F_W} < 0$ and according to the Bendixson-Dulac criterion, the system (5) does not admit any limit cycle. □

Proposition 11. *The equilibrium of system (5) which are LAS are GAS in Ω .*

Proof. According to proposition 10, the reduced system (5) admits no limit cycle in Ω . Therefore, according to the Poincaré-Bendixon's theorem (see theorem 27, page 36), the only possible dynamic for the system in Ω , is to converge towards a stable equilibrium. □

The long term dynamics of system (5) is summarized in table 2.

\mathcal{I}	$\mathcal{N}_{I=0}$	
$= 0$	< 1	EE^{F_W} exists and is GAS on Ω .
	> 1	EE^{F_W} exists and is unstable; $EE_{\mathcal{I}=0}^{HF_W}$ exists and is GAS on Ω .
\mathcal{I}	$\mathcal{N}_{I>0}$	
> 0	< 1	EE^H exists and is GAS on Ω .
	> 1	EE^H exists and is unstable; $EE_{\mathcal{I}>0}^{HF_W}$ exists and is GAS on Ω .

Table 2: Long term dynamics of system (5).

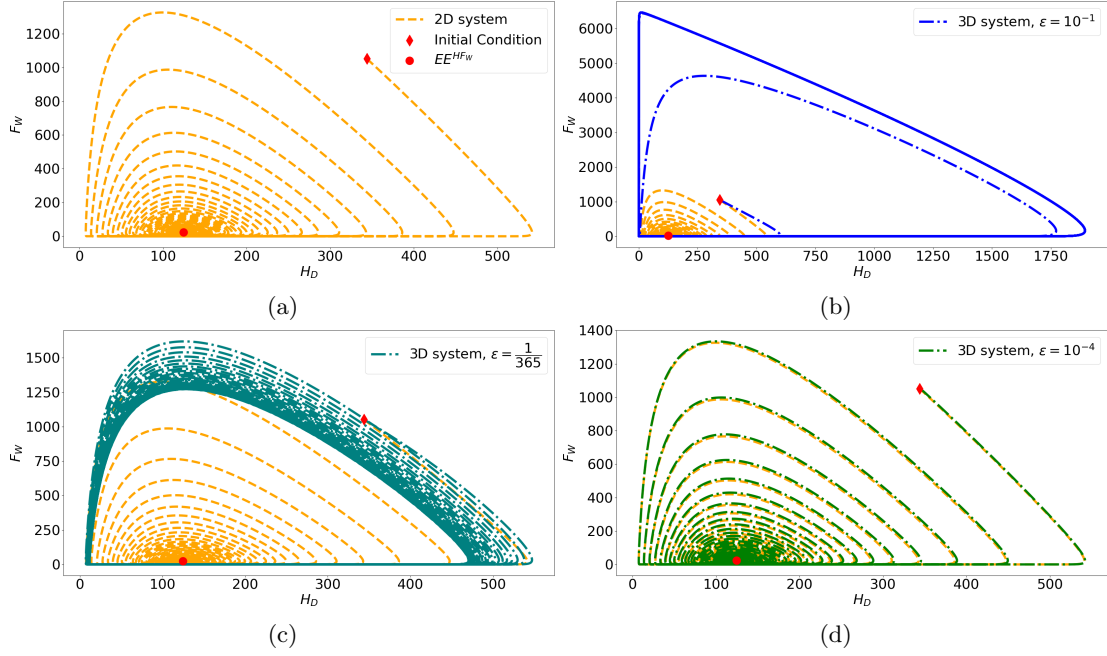


Figure 2: Orbits of systems (5) and (1) for $\epsilon = 0.1$, $\epsilon = 1/365$ and $\epsilon = 10^{-4}$ in the $H_D - F_W$ plane. In the two first cases, the non-reduced system (1) converges towards a limit cycle while for $\epsilon = 10^{-4}$ it converges towards EE^{HF_W} , as does the reduced system (1).

Parameters values: $\mathcal{I} = 0$, $\beta = 0$, $r_F = 0.6$, $K_F = 7250$, $\alpha = 0.1$, $\lambda_F = 0.015$, $e = 0.2$, $\mu_D = 0.02$, $f_D = 0.0$, $\tilde{m}_D = 0.0019$, $\tilde{m}_W = 0.0066$.

3.5 Numerical Comparison Between the Non-Reduced and the Reduced Systems

In this section, we seek to evaluate the quality of the quasi-steady state approximation. To do this, we compare numerical simulations of the original system (1) and of its approximation, the system (5). The simulations are shown in figure 2.

In figure 2, we used parameter values such that $\mathcal{N}_{I=0} = 287.17 > 1$. Therefore, according to proposition 11, the coexistence equilibrium EE^{HF_W} is GAS for system (5). This is illustrated in figure 2a, where the solution of the reduced system (5), represented by the dashed orange line, converges towards EE^{HF_W} .

In figures 2b, 2c and 2d we compare this solution with the solution of the non-reduced system (1) for different values of ϵ (the conversion parameter between the demographic time scale (year) and the forest-village travel time scale (day)). When ϵ is small enough ($\epsilon = 10^{-4}$), the original system also converges towards EE^{HF_W} , and the orbits are close to each others. However, for highest values of ϵ ($\epsilon = 10^{-1}, 1/365$), the solution of the non-reduced system converges towards a limit cycle around EE^{HF_W} .

This difference of behavior does not contradict proposition 12 (which is valid for $\epsilon \rightarrow 0$) but raises questions about the pertinence of the quasi steady state approximation, since $\epsilon = \frac{1}{365}$ is precisely the value we should use.

Therefore, in the following section we propose an analysis of the non-reduced system (1), using the theory of monotone systems.

4 Analysis of an Equivalent Competitive System

The quasi-steady state approach was a tentative to provide a full and simple analysis of our model. However, as seen above, it does not recover the complete dynamic of the original system (1). To provide a full analysis of the long term dynamics of our model, we will work on an equivalent system which is

competitive. This characteristic enables us to use the theory of monotone systems (see definition 34, page 38), and especially, theorem 36, page 38 (see [45]).

4.1 Derivation of the Equivalent Competitive System

On this section we derive an equivalent system by a change of variable, and state some of its properties.

Proposition 12. *System (1) is equivalent to the system:*

$$\begin{cases} \frac{dh_D}{dt} = \mathcal{I} + e\lambda_F h_W f_W + (f_D - \mu_D)h_D - m_D h_D - m_W h_W, \\ \frac{df_W}{dt} = (1 - \alpha)(1 - \beta h_W)r_F \left(1 + \frac{f_W}{K_F(1 - \alpha)}\right) f_W + \lambda_F f_W h_W, \\ \frac{dh_W}{dt} = -m_D h_D - m_W h_W. \end{cases} \quad (11)$$

We note $y_{compet} = (h_D, f_W, h_W)$ the equivalent variable, $f_{compet}(y_{compet})$ the right hand side of (11) and

$$\Omega_{compet} = \left\{ (h_D, f_W, h_W) \in \mathbb{R}_+ \times \mathbb{R}_-^2 \mid h_D - e f_W \leq S^{max}, -F_W^{max} \leq f_W, -H_W^{max} \leq h_W \right\}$$

the domain of interest. This equivalent system is irreducible and dissipative on Ω_{compet} , and

- if $\lambda_F - (1 - \alpha)\beta r_F \geq 0$, it is competitive on $\mathcal{D} = \mathbb{R}_+ \times \mathbb{R}_-^2$,
- if $\lambda_F - (1 - \alpha)\beta r_F < 0$, it is competitive on

$$\left\{ (h_D, f_W, h_W) \in \mathbb{R}_+ \times \mathbb{R}_-^2 \mid f_W \leq K_F \left(\frac{\lambda_F}{\beta r_F} - (1 - \alpha) \right) \right\}.$$

Proof. Following [39], we consider the following change of variable:

$$h_D = H_D, \quad f_W = -F_W, \quad h_W = -H_W. \quad (12)$$

The system (1) is transformed into:

$$\begin{cases} \frac{dh_D}{dt} = \mathcal{I} + e\lambda_F h_W f_W + (f_D - \mu_D)h_D - m_D h_D - m_W h_W, \\ \frac{df_W}{dt} = (1 - \alpha)(1 - \beta h_W)r_F \left(1 + \frac{f_W}{K_F(1 - \alpha)}\right) f_W + \lambda_F f_W h_W, \\ \frac{dh_W}{dt} = -m_D h_D - m_W h_W. \end{cases} \quad (13)$$

It is clear that \mathcal{D} is a p -convex set, in which f_{compet} is analytic. According to proposition 2, the region Ω_{compet} is an invariant region for system (11), and a compact subset of \mathcal{D} . This shows that the system (11) is dissipative for initial condition in Ω_{compet} .

The Jacobian of f_{compet} is given by:

$$\mathcal{J}_{f_{compet}}(y_{compet}) = \begin{bmatrix} f_D - \mu_D - m_D & e\lambda_F h_W & e\lambda_F f_W - m_W \\ 0 & r_F(1 - \alpha)(1 - \beta h_W) \left(1 + \frac{2f_W}{K_F(1 - \alpha)}\right) + \lambda_F h_W & \left(\lambda_F - (1 - \alpha)\beta r_F - \beta r_F \frac{f_W}{K_F} \right) f_W \\ -m_D & 0 & -m_W \end{bmatrix}. \quad (14)$$

Therefore, it is clear that system (11) is irreducible. The system is competitive if the non-diagonal term $\lambda_F f_W - (1 - \alpha)\beta r_F f_W - \beta r_F \frac{f_W^2}{K_F}$ is non-positive. For $f_W \in (-\infty, 0]$, we have:

$$\begin{aligned}\lambda_F f_W - (1 - \alpha)\beta r_F f_W - \beta r_F \frac{f_W^2}{K_F} &\leq 0, \\ \Leftrightarrow \beta r_F \frac{f_W}{K_F} &\leq \lambda_F - (1 - \alpha)\beta r_F.\end{aligned}$$

Therefore, the system is competitive on $(-\infty, 0]$ if $0 \leq \lambda_F - (1 - \alpha)\beta r_F$. When $\lambda_F - (1 - \alpha)\beta r_F < 0$, the previous computations show that the system is competitive only for $f_W \in \left(-\infty, -K_F(1 - \alpha) + \frac{K_F \lambda_F}{\beta r_F}\right]$. \square

As stated by the previous proposition, when $\lambda_F - (1 - \alpha)\beta r_F < 0$, the equivalent system is not competitive on the whole domain of interest, Ω_{compet} , but only on a subdomain, which we note Ω_{compet}^1 . However, this is not so important since Ω_{compet}^1 is an invariant and absorbing set. That is the subject of the next proposition.

Proposition 13. *When $\lambda_F < r_F(1 - \alpha)\beta$, we define*

$$\Omega_{compet}^1 = \left\{ (h_D, f_W, h_W) \in \mathbb{R}_+ \times \mathbb{R}_- \mid h_D - e f_W \leq S^{max}, -F_W^{max} \leq f_W \leq -K_F \left(1 - \alpha - \frac{\lambda_F}{\beta r_F}\right), -H_W^{max} \leq h_W \right\}.$$

The set Ω_{compet}^1 is an invariant region for system (11), on which it is competitive. Moreover, any solution of system (11) with initial condition in $\Omega \setminus \Omega_{compet}^1$ will enter in Ω_{compet}^1 .

Proof. We assume $\lambda_F < r_F(1 - \alpha)\beta$ and we note $f_W^{max} = -K_F \left(1 - \alpha - \frac{\lambda_F}{\beta r_F}\right)$. We start by showing that $\Omega_{eq,1}$ is an invariant region. In fact, since we already prove that Ω_{compet} is an invariant region, we only need to show that $\nabla(G \cdot f_{compet})|_{f_W=f_W^{max}}(y_{compet}) < 0$, for $y_{compet} \in \Omega_{compet}^1$ where $G = f_W - f_W^{max}$. We have:

$$\begin{aligned}(\nabla G \cdot y_{compet})|_{f_W=f_W^{max}} &= r_F(1 - \alpha)(1 - \beta h_W) \left(1 + \frac{f_W^{max}}{(1 - \alpha)K_F}\right) f_W^{max} + \lambda_F h_W f_W^{max}, \\ &= \left(r_F(1 - \alpha)(1 - \beta h_W) \left(1 + \frac{-(1 - \alpha)K_F + \frac{K_F \lambda_F}{r_F \beta}}{(1 - \alpha)K_F}\right) + \lambda_F h_W \right) f_W^{max} \\ &= \left((1 - \beta h_W) \frac{\lambda_F}{\beta} + \lambda_F h_W \right) f_W^{max}, \\ &= \frac{\lambda_F}{\beta} f_W^{max}, \\ &< 0.\end{aligned}$$

Therefore, Ω_{compet}^1 is an invariant region. Now, we show that any solution with initial condition in $\Omega \setminus \Omega_{compet}^1$ enter in Ω_{compet}^1 . We consider $f_W \in (f_W^{max}, 0)$, and using the same computations than before, we obtain:

$$\begin{aligned}\frac{df_W}{dt} &= r_F(1 - \alpha)(1 - \beta h_W) \left(1 + \frac{f_W}{(1 - \alpha)K_F}\right) f_W + \lambda_F h_W f_W, \\ &\leq \left(r_F(1 - \alpha)(1 - \beta h_W) \left(1 + \frac{f_W^{max}}{(1 - \alpha)K_F}\right) + \lambda_F h_W \right) f_W, \\ &\leq \frac{\lambda_F}{\beta} f_W, \\ &< 0\end{aligned}$$

This means that any solution with initial condition in $\Omega_{compet} \setminus \Omega_{compet}^1$ will enter in Ω_{compet}^1 . \square

Remark 14. This proposition allows us to use the competitiveness of the system on the whole domain Ω_{compet} without consideration for the sign of $\lambda_F - (1 - \alpha)\beta r_F$.

4.2 Equilibria Existence

As state in remark 6, the equilibrium of the system (1) are the same than the ones of system (5). Therefore, the equilibrium of system (11) are obtained after applying the change of variable described by equations (12).

Proposition 15. *When $\mathcal{I} = 0$, the following results hold true.*

- System (11) admits a trivial equilibrium $TE = (0, 0, 0)$ and an equilibrium $EE^{fw} = (0, -(1 - \alpha)K_F, 0)$ that always exist.

- When

$$\mathcal{N}_{\mathcal{I}=0} = \frac{me\lambda_F(1 - \alpha)K_F}{\mu_D - f_D} > 1,$$

then system (11) admits a coexistence equilibrium $EE_{\mathcal{I}=0}^{hfw} = (h_{D,\mathcal{I}=0}^*, f_{W,\mathcal{I}=0}^*, h_{W,\mathcal{I}=0}^*)$ where $h_{D,\mathcal{I}=0}^* = H_{D,\mathcal{I}=0}^*$ and $f_{W,\mathcal{I}=0}^* = -F_{W,\mathcal{I}=0}^*$ are given in proposition 5, and

$$h_{W,\mathcal{I}=0}^* = -mh_{D,\mathcal{I}=0}^*.$$

When $\mathcal{I} > 0$, the following results hold true.

- System (11) admits an equilibrium $EE^h = \left(\frac{\mathcal{I}}{\mu_D - f_D}, 0, -m\frac{\mathcal{I}}{\mu_D - f_D}\right)$ that always exists.

- When

$$\mathcal{N}_{\mathcal{I}>0} = \frac{r_F(1 - \alpha)\left(\frac{\mu_D - f_D}{m\mathcal{I}} + \beta\right)}{\lambda_F} > 1,$$

system (11) admits a coexistence equilibrium $EE_{\mathcal{I}>0}^{hfw} = (h_{D,\mathcal{I}>0}^*, f_{W,\mathcal{I}>0}^*, h_{W,\mathcal{I}>0}^*)$ where $h_{D,\mathcal{I}>0}^* = H_{D,\mathcal{I}>0}^*$ and $f_{W,\mathcal{I}>0}^* = -F_{W,\mathcal{I}>0}^*$ are given in proposition 8, and

$$h_{W,\mathcal{I}>0}^* = -mh_{D,\mathcal{I}>0}^*.$$

We continue by studying the local stability of the equilibrium.

4.3 Competitive System: Local Stability

4.3.1 Stability Analysis Without Immigration

Proposition 16. *When $\mathcal{I} = 0$, the following results are valid.*

- The trivial equilibrium TE is unstable.
- When $\mathcal{N}_{\mathcal{I}=0} < 1$, the equilibrium EE^{fw} is LAS.
- When $\mathcal{N}_{\mathcal{I}=0} > 1$, the equilibrium $EE_{\mathcal{I}=0}^{hfw}$ exists. It is LAS if $\Delta_{Stab} > 0$ where

$$\begin{aligned} \Delta_{Stab,\mathcal{I}=0} &= \left(\mu_D - f_D + m_D - r_F(1 - \beta h_W^*)\frac{f_W^*}{K_F} + m_W\right) \times \\ &\quad (\mu_D - f_D + m_D + m_W)r_F(1 - \beta h_W^*)\frac{-f_W^*}{K_F} + m_De\lambda_F(1 - \alpha)r_F\left(1 + \frac{f_W^*}{(1 - \alpha)K_F}\right)f_W^*, \end{aligned} \quad (15)$$

and unstable when $\Delta_{Stab,\mathcal{I}=0} < 0$.

Proof. To prove this proposition, we look at the Jacobian of system (11), given by equation (14).

- At equilibrium TE , we have:

$$\mathcal{J}(TE) = \begin{bmatrix} f_D - \mu_D - m_D & 0 & -m_W \\ 0 & r_F(1 - \alpha) & 0 \\ -m_D & 0 & -m_W \end{bmatrix}.$$

$r_F > 0$ is a positive eigenvalue of $\mathcal{J}(TE)$. So, TE is unstable.

- At equilibrium EE^{fw} , we have

$$\mathcal{J}(EE^{fw}) = \begin{bmatrix} f_D - \mu_D - m_D & 0 & -e\lambda_F K_F(1 - \alpha) - m_W \\ 0 & -(1 - \alpha)r_F & -\lambda_F(1 - \alpha)K_F \\ -m_D & 0 & -m_W \end{bmatrix}.$$

The characteristic polynomial of $\mathcal{J}(EE^{fw})$ is given by:

$$\chi(X) = (X + (1 - \alpha)r_F) \times (X^2 - X(f_D - \mu_D - m_D - m_W) + m_W(\mu_D - f_D) - m_D e\lambda_F K_F(1 - \alpha)).$$

The equilibrium is LAS if the real part of the roots of $\chi(X)$ are negative. One of the root is $-(1 - \alpha)r_F < 0$, and therefore we only need to determine the sign of the real part of the second factor's roots. As the coefficient in X is positive, the sign of the real part of the root is determined by the sign of the constant coefficient. They have a negative real part if the constant coefficient is positive *i.e.* if $\frac{me\lambda_F K_F(1 - \alpha)}{\mu_D - f_D} < 1$, and a positive real part if $\frac{me\lambda_F K_F(1 - \alpha)}{\mu_D - f_D} > 1$. The local stability of EE^{fw} follows.

- Now, we look for the asymptotic stability of the coexistence equilibrium $EE_{T=0}^{hfw}$. We have

$$\mathcal{J}(EE_{T \geq 0}^{hfw}) = \begin{bmatrix} f_D - \mu_D - m_D & e\lambda_F h_W^* & e\lambda_F f_W^* - m_W \\ 0 & r_F(1 - \beta h_W^*) \frac{f_W^*}{K_F} & (\lambda_F - (1 - \alpha)\beta r_F) f_W^* - \frac{r_F \beta}{K_F} (f_W^*)^2 \\ -m_D & 0 & -m_W \end{bmatrix}.$$

We will use the Routh-Hurwitz criterion (see theorem 29, page 36) to determine the local stability of $EE_{T \geq 0}^{hfw}$. First, it requires to compute the coefficients $a_i, i = 1, 2, 3$, which have to be positive. Note that the first part of the computations are common with the ones for proving the local stability of equilibrium $EE_{T > 0}^{hfw}$. We have:

$$a_2 = -\text{Tr}(\mathcal{J}(EE_{T \geq 0}^{hfw})), \quad (16a)$$

$$= -(f_D - \mu_D - m_D + r_F(1 - \beta h_W^*) \frac{h_W^*}{K_F} - m_W), \quad (16b)$$

$$= \mu_D - f_D + m_D - r_F(1 - \beta h_W^*) \frac{f_W^*}{K_F} + m_W \quad (16c)$$

that is $a_2 > 0$. Coefficient a_0 is given by:

$$a_0 = -\det \left(\mathcal{J}(EE_{\mathcal{I} \geq 0}^{hf_W}) \right), \quad (17a)$$

$$a_0 = -\left(\mu_D + m_D - f_D \right) m_W r_F (1 - \beta h_W^*) \frac{f_W^*}{K_F} - m_D r_F (1 - \beta h_W^*) \frac{f_W^*}{K_F} (e \lambda_F f_W^* - m_W) + \quad (17b)$$

$$m_D e \lambda_F \left(\lambda_F - (1 - \alpha) \beta r_F - \frac{r_F \beta}{K_F} f_W^* \right) h_W^* f_W^*,$$

$$a_0 = -\left(\mu_D - f_D \right) r_F m_W (1 - \beta h_W^*) \frac{f_W^*}{K_F} - m_D e \lambda_F (1 - \beta h_W^*) r_F \frac{(f_W^*)^2}{K_F} + \quad (17c)$$

$$m_D e \lambda_F \left(\lambda_F - (1 - \alpha) \beta r_F - \frac{r_F \beta}{K_F} f_W^* \right) h_W^* f_W^*,$$

$$a_0 = -\left(\mu_D - f_D \right) r_F m_W (1 - \beta h_W^*) \frac{f_W^*}{K_F} - m_D e \lambda_F (1 - \beta h_W^*) r_F \frac{(f_W^*)^2}{K_F} - \quad (17d)$$

$$m_D e \lambda_F (1 - \alpha) r_F \left(1 + \frac{f_W^*}{(1 - \alpha) K_F} \right) f_W^*,$$

$$a_0 = -m_D \lambda_F e r_F (1 - \beta h_W^*) \left(\frac{\mu_D - f_D}{e \lambda_F m} + f_W^* \right) \frac{f_W^*}{K_F} - \quad (17e)$$

$$m_D e \lambda_F (1 - \alpha) r_F \left(1 + \frac{f_W^*}{(1 - \alpha) K_F} \right) f_W^*,$$

$$a_0 = -m_D \lambda_F e r_F \left(\frac{\mu_D - f_D}{e \lambda_F m K_F} + 2 \frac{f_W^*}{K_F} + (1 - \alpha) - \frac{\beta h_W^*}{K_F} \left(\frac{\mu_D - f_D}{e \lambda_F m} + f_W^* \right) \right) f_W^*. \quad (17f)$$

When $\mathcal{I} = 0$, we have:

$$f_W^* = -\frac{\mu_D - f_D}{\lambda_F m e}.$$

Using this expression in equation (17f), we obtain:

$$a_{0, \mathcal{I}=0} = -m_D \lambda_F e r_F (1 - \alpha) \left(1 + \frac{f_W^*}{(1 - \alpha) K_F} \right) f_W^*$$

that is $a_{0, \mathcal{I}=0} > 0$. The coefficient a_1 is given by:

$$a_1 = -(\mu_D - f_D + m_D) r_F (1 - \beta h_W^*) \frac{f_W^*}{K_F} + (\mu_D - f_D + m_D) m_W - r_F (1 - \beta h_W^*) \frac{f_W^*}{K_F} m_W + \quad (18a)$$

$$m_D (e \lambda_F f_W^* - m_W),$$

$$a_1 = -(\mu_D - f_D + m_D + m_W) r_F (1 - \beta h_W^*) \frac{f_W^*}{K_F} + (\mu_D - f_D) m_W + m_D e \lambda_F f_W^*, \quad (18b)$$

$$a_1 = -(\mu_D - f_D + m_D + m_W) r_F (1 - \beta h_W^*) \frac{f_W^*}{K_F} + \left(\frac{\mu_D - f_D}{e \lambda_F m} + f_W^* \right) e \lambda_F m_D. \quad (18c)$$

Again, using the expression of f_W^* in the case where $\mathcal{I} = 0$, we have:

$$a_{1, \mathcal{I}=0} = -(\mu_D - f_D + m_D + m_W) r_F (1 - \beta h_W^*) \frac{f_W^*}{K_F}$$

and we do have $a_{1, \mathcal{I}=0} > 0$.

The first assumption of the Rough-Hurwitz criterion is verified, $a_{i, \mathcal{I}=0} > 0$ for $i = 1, 2, 3$. Therefore, the asymptotic stability of $EE_{\mathcal{I}=0}^{HF_W}$ only depends on the sign of $\Delta_{Stab} = a_2 a_1 - a_0$, which has to be positive.

□

Proposition 17. When $\beta = 0$, we have the following equivalence:

$$\Delta_{Stab, \mathcal{I}=\beta=0} > 0 \Leftrightarrow \lambda_F < \lambda_F^*$$

where

$$\lambda_F^* := \left[m_W(\mu_D - f_D) + (\mu_D - f_D + m_D + m_W)^2 \right] \times \left(1 + \sqrt{1 + 4 \frac{(1-\alpha)m_W r_F (\mu_D - f_D) (\mu_D - f_D + m_D + m_W)}{\left[m_W \frac{\mu_D - f_D}{e} + (\mu_D - f_D + m_D + m_W)^2 \right]^2}} \right) \frac{1}{2em_D(1-\alpha)K_F}.$$

Proof. See appendix B.2, page 40. \square

4.3.2 Stability Analysis With Immigration

Now, we look for the local stability of the equilibrium.

Proposition 18. When $\mathcal{I} > 0$, the following results are valid.

- When $\mathcal{N}_{\mathcal{I}>0} < 1$, the equilibrium EE^h is LAS.
- When $\mathcal{N}_{\mathcal{I}>0} > 1$, the equilibrium EE^{hfw} exists. It is LAS if

$$\Delta_{Stab, \mathcal{I}>0} > 0,$$

where

$$\begin{aligned} \Delta_{Stab, \mathcal{I}>0} = & \left(\mu_D - f_D + m_D - (1 - \beta h_W^*) r_F \frac{f_W^*}{K_F} + m_W \right) \times \\ & \left(-(\mu_D - f_D + m_D + m_W) r_F (1 - \beta h_W^*) \frac{f_W^*}{K_F} + \left(\frac{\mu_D - f_D}{e \lambda_F m} + f_W^* \right) e \lambda_F m_D \right) + \\ & m_D \lambda_F e r_F \left(\frac{\sqrt{\Delta_F}}{e r_F} - \frac{\mathcal{I} \beta}{\lambda_F K_F e} - \frac{\beta h_W^*}{K_F} \left(\frac{\mu_D - f_D}{e \lambda_F m} + f_W^* \right) \right) f_W^*. \quad (19) \end{aligned}$$

Proof. To assess the local stability or instability of the equilibrium, we look at the Jacobian matrix. The Jacobian of the system (11), noted \mathcal{J} , was computed in equation (14).

- At equilibrium EE^h , we have

$$\mathcal{J}(EE^h) = \begin{bmatrix} f_D - \mu_D - m_D & -e \lambda_F \frac{m \mathcal{I}}{\mu_D - f_D} & -m_W \\ 0 & r_F(1 - \alpha) \left(1 - \beta \frac{m \mathcal{I}}{\mu_D - f_D} \right) - \lambda_F \frac{m \mathcal{I}}{\mu_D - f_D} & 0 \\ -m_D & 0 & -m_W \end{bmatrix}.$$

The characteristic polynomial of $\mathcal{J}(EE^h)$ is given by:

$$\begin{aligned} \chi(X) = & \left(X - r_F(1 - \alpha) \left(1 + \beta \frac{m \mathcal{I}}{\mu_D - f_D} \right) + \lambda_F \frac{m \mathcal{I}}{\mu_D - f_D} \right) \times \\ & \left(X^2 - X(f_D - \mu_D - m_D - m_W) + m_W(\mu_D - f_D) \right). \end{aligned}$$

The constant coefficient of the second factor and its coefficient in X are positive. So, the roots of the second factor have a negative real part. Therefore, only the sign of $r_F(1 - \alpha) \left(1 + \beta \frac{m \mathcal{I}}{\mu_D - f_D} \right) - \lambda_F \frac{m \mathcal{I}}{\mu_D - f_D}$ determines the stability of EE^h . If it is negative, EE^h is LAS.

- In order to determine the asymptotic stability of the coexistence equilibrium $EE_{I>0}^{hf_W}$, we will use the Routh-Hurwitz criterion (see theorem 29, page 36). General expressions of the Jacobian matrix and of coefficients $a_i, i = 1, 2, 3$ were computed in equations (14), (16c), (17f) and (18c).

According to (16c), we have:

$$a_2 = \mu_D - f_D + m_D - r_F(1 - \beta h_W^*) \frac{f_W^*}{K_F} + m_W$$

and we have $a_2 > 0$. According to (17f), we have:

$$a_0 = -m_D \lambda_F e r_F \left(\frac{\mu_D - f_D}{e \lambda_F m K_F} + 2 \frac{f_W^*}{K_F} + (1 - \alpha) - \frac{\beta h_W^*}{K_F} \left(\frac{\mu_D - f_D}{e \lambda_F m} + f_W^* \right) \right) f_W^*.$$

Using

$$f_W^* = -\frac{(1 - \alpha) K_F}{2} \left(1 - \frac{\sqrt{\Delta_F}}{e(1 - \alpha) r_F} \right) - \frac{\mu_D - f_D + \mathcal{I} \beta m}{2 \lambda_F m e},$$

we obtain

$$a_0 = -m_D \lambda_F e r_F \left(\frac{\sqrt{\Delta_F}}{e r_F} - \frac{\mathcal{I} \beta}{\lambda_F K_F e} - \frac{\beta h_W^*}{K_F} \left(\frac{\mu_D - f_D}{e \lambda_F m} + f_W^* \right) \right) f_W^*.$$

Let show that the terms in parentheses are positive. This will give $a_0 > 0$.

Using proposition 38, we know that $0 < \frac{\mu_D - f_D}{e \lambda_F m} + f_W^*$. According to proposition 8, we have:

$$\Delta_F = \left(e(1 - \alpha) r_F - \frac{(\mu_D - f_D) r_F}{\lambda_F m K_F} \right)^2 + \frac{\mathcal{I} \beta r_F}{\lambda_F K_F} \left(\frac{\mathcal{I} \beta r_F}{\lambda_F K_F} + 2 \frac{(\mu_D - f_D) r_F}{\lambda_F m K_F} + 2e(1 - \alpha) r_F \right) + 4 \frac{e r_F}{K_F} \mathcal{I} \left(1 - \frac{(1 - \alpha) \beta r_F}{\lambda_F} \right)$$

which gives $\Delta_F > \left(\frac{\mathcal{I} \beta r_F}{\lambda_F K_F} \right)^2$ therefore $\frac{\sqrt{\Delta_F}}{e r_F} - \frac{\mathcal{I} \beta}{\lambda_F K_F e} > 0$.

According to (18c), coefficient a_1 is given by:

$$a_1 = -(\mu_D - f_D + m_D + m_W) r_F (1 - \beta h_W^*) \frac{f_W^*}{K_F} + \left(\frac{\mu_D - f_D}{e \lambda_F m} + f_W^* \right) e \lambda_F m_D.$$

which is positive, since $0 < \frac{\mu_D - f_D}{e \lambda_F m} + f_W^*$.

The first assumption of the Routh-Hurwitz criteria is verified, $a_i > 0$ for $i = 1, 2, 3$. Therefore, the local asymptotic stability of EE^{HFw} only depends on the sign of $\Delta_{stab} = a_2 a_1 - a_0$, which has to be positive.

□

4.4 Competitive System: Global Stability and Existence of Limit Cycle

In this section, we are interested in the global stability of the equilibrium. The proof of propositions 20 and 25 concerning the equilibrium $EE_{I>0}^{hf_W}$ are done using the theorem 36, page 38. To prove the global stability of equilibrium EE^{f_W} and EE^h (propositions 19 and 23) we use the theorem 35, page 38, which involves inequalities between vectors of \mathbb{R}^3 . These inequalities are considered in the following sense: for $\mathbf{a}, \mathbf{b} \in \mathbb{R}^3$,

- $\mathbf{a} \leq \mathbf{b} \Leftrightarrow \begin{cases} a_1 \leq b_1 \\ -a_2 \leq -b_2 \\ -a_3 \leq -b_3 \end{cases}$
- $\mathbf{a} < \mathbf{b} \Leftrightarrow \mathbf{a} \leq \mathbf{b} \text{ and } \mathbf{a} \neq \mathbf{b}$

We also note $[\mathbf{a}, \mathbf{b}] = \{\mathbf{x} \in \mathbb{R}^3 | \mathbf{a} \leq \mathbf{x} \leq \mathbf{b}\}$.

4.4.1 Without Immigration

We first investigate the global stability of the system in the absence of immigration, *i.e.* when $\mathcal{I} = 0$.

Proposition 19. *If $\mathcal{N}_{I=0} \leq 1$, the equilibrium EE^{fw} is globally asymptotically stable (GAS) on Ω_{compet} for system (11).*

Proof. We will apply Theorem 35, page 38.

- First, let assume that $\lambda_F - (1 - \alpha)\beta r_F \geq 0$. In this case, according to proposition 12, system (11) is competitive on $\mathcal{D} = \mathbb{R}_+ \times \mathbb{R}_-^2$. Let $\mathbf{a} = \mathbf{0}_{\mathbb{R}^3}$ and $\mathbf{b} = (S^{max}, -K_F(1 - \alpha), -mS^{max})$. We have $\mathbf{a} < \mathbf{b}$ and $[\mathbf{a}, \mathbf{b}] \subset \mathcal{D}$. It is immediate to check that $EE^{fw} \in [\mathbf{a}, \mathbf{b}]$, and since $\mathcal{N}_{I=0} \leq 1$, it is the only equilibrium of the system. Moreover, $f_{compet}(\mathbf{a}) = \mathbf{0} \geq \mathbf{0}$. We note $f_{compet}(\mathbf{b}) = (f_1, f_2, f_3)$ and we have:

$$\begin{aligned} f_1 &= (e\lambda_F K_F(1 - \alpha) + m_W) m S^{max} - (\mu_D - f_D + m_D) S^{max}, \\ &= (me\lambda_F K_F(1 - \alpha) - (\mu_D - f_D)) S^{max}, \\ &\leq 0 \end{aligned}$$

using $N_{I=0} = \frac{me\lambda_F(1 - \alpha)K_F}{\mu_D - f_D} \leq 1$. Moreover $f_2 = \lambda_F m(1 - \alpha)K_F S^{max} > 0$ and $f_3 = 0$. All these prove that $f_{compet}(\mathbf{b}) \leq \mathbf{0}$. Therefore, according to Theorem 35, EE^{fw} is GAS on $[\mathbf{a}, \mathbf{b}]$ and since $\Omega_{compet} \subset [\mathbf{a}, \mathbf{b}]$, it is GAS on Ω_{compet} .

- Now, let assume that $\lambda_F - (1 - \alpha)\beta r_F < 0$. In this case, according to proposition 12, the system (11) is only competitive on $\{(h_D, f_W, h_W) | 0 \leq h_D, f_W \leq K_F(\frac{\lambda_F}{\beta r_F} - (1 - \alpha)), h_W \leq 0\}$, which does not contain $\mathbf{0}_{\mathbb{R}^3}$. Therefore, instead of using $\mathbf{a} = \mathbf{0}_{\mathbb{R}^3}$, we use $\mathbf{a} = (0, \frac{\lambda_F}{\beta r_F} K_F - (1 - \alpha)K_F, 0)$ to show that EE^{fw} is GAS on $\Omega_{compet}^1 \subset [\mathbf{a}, \mathbf{b}]$. Since $\Omega_{compet} \setminus \Omega_{compet}^1$ is absorbed by Ω_{compet}^1 (see proposition 13), EE^{fw} is GAS on Ω_{compet} . □

We now consider the case $\mathcal{N}_{I=0} > 1$ and use the Zhu and Smith's Theorem, recalled in theorem 36 page 38 to complete the characterization of the system.

Proposition 20. *Assume $\mathcal{N}_{I=0} > 1$. If*

- $\Delta_{stab, \mathcal{I}=0} > 0$, *the equilibrium EE^{hfw} is GAS on Ω_{compet} for system (11).*
- $\Delta_{stab, \mathcal{I}=0} < 0$, *system (11) admits an orbitally asymptotically stable periodic solution.*

Remark 21. When $\beta = 0$, using proposition 17, we equivalently have:

- if $\lambda_F < \lambda_F^*$, then EE^{hfw} is GAS on Ω_{compet} for system (11).
- if $\lambda_F > \lambda_F^*$, system (11) admits an orbitally asymptotically stable periodic solution.

Proof. Since $\mathcal{N}_{I=0} > 1$, the system (11) admits a unique positive equilibrium, EE^{hfw} . By applying Theorem 36 and considering remark 14, we know that either EE^{hfw} is GAS, or that it exists an asymptotically stable periodic solution. According to proposition 16, the condition for stability is precisely $0 < \Delta_{stab, \mathcal{I}=0}$. □

4.4.2 With Immigration

As with the case $\mathcal{I} = 0$, we supplement the local results obtained when $\mathcal{I} > 0$ with global stability results.

Proposition 22. *When $\mathcal{N}_{I>0} < 1$, the equivalent system (11) is competitive on the whole domain Ω_{compet} .*

Proof. Since $\mathcal{N}_{\mathcal{I}>0} = \frac{r_F(1-\alpha)}{\lambda_F} \frac{\mu_D - f_D}{m\mathcal{I}} + \frac{r_F(1-\alpha)\beta}{\lambda_F}$, we have $\frac{r_F(1-\alpha)\beta}{\lambda_F} < \mathcal{N}_{\mathcal{I}>0}$. Therefore, when $\mathcal{N}_{\mathcal{I}>0} < 1$, we deduce that $\frac{r_F(1-\alpha)\beta}{\lambda_F} < 1$, which implies, according to proposition 12, that the equivalent system (11) is competitive on Ω_{compet} . \square

Proposition 23. *When $\mathcal{N}_{\mathcal{I}>0} < 1$, the equilibrium EE^h is GAS on Ω_{compet} for system (11).*

Proof. We note $f_W^{\min} := \max\left(-\frac{\mu_D - f_D}{em\lambda_F}, -K_F(1-\alpha)\right)$ and

$$\Omega_{GAS} := \left\{ (h_D, f_W, h_W) \in \mathbb{R}_+ \times \mathbb{R}_-^2 \mid h_D - ef_W \leq S^{\max}, f_W^{\min} \leq f_W, -H_W^{\max} \leq h_W \right\}.$$

To show that EE^h is GAS on Ω_{compet} , we proceed in two steps: we first show that EE^h is GAS on Ω_{GAS} and then we show that any solution with initial condition in Ω_{compet} enters in Ω_{GAS} .

- We use theorem 35, page 38 to show that EE^h is GAS on Ω_{GAS} . Let $\mathbf{a} = \mathbf{0}_{\mathbb{R}^3}$ and $\mathbf{b} = (h_D^{\max}, f_W^{\min}, -mh_D^{\max})$, where $h_D^{\max} = \max\left(S^{\max}, \frac{\mathcal{I}}{\mu_D - f_D - em\lambda_F f_W^{\min}}\right)$. We have $\mathbf{a} < \mathbf{b}$, $\mathbf{0}_{\mathbb{R}^3} \leq f_{compet}(\mathbf{a})$ and EE^h is the only equilibrium in $[\mathbf{a}, \mathbf{b}]$. We note $f(\mathbf{b}) = (f_1, f_2, f_3)$. We have:

$$\begin{aligned} f_1 &= I + \left(-e\lambda_F f_W^{\min} + m_W\right) mh_D^{\max} - (\mu_D - f_D + m_D) h_D^{\max}, \\ &= I + \left(-em\lambda_F f_W^{\min} - (\mu_D - f_D)\right) h_D^{\max}, \\ &\leq 0 \end{aligned}$$

since $\frac{\mathcal{I}}{\mu_D - f_D - em\lambda_F f_W^{\min}} \leq h_D^{\max}$. We immediately have $f_3 = 0$, and since $\mathcal{N}_{\mathcal{I}>0} \leq 1$ and $-mh_D^{\max} \leq -mS^{\max} \leq -m\frac{I}{\mu_D - f_D}$, it is straightforward to obtain $-f_2 \leq 0$. All this prove that $f_{compet}(\mathbf{b}) \leq 0$, and according to theorem 35, EE^h is GAS on $\Omega_{GAS} \subset [\mathbf{a}, \mathbf{b}]$ for system (11).

- Now we show that any solution of (11) with initial condition in Ω_{compet} enters in Ω_{GAS} . Let $(h_D^{f_{compet}}, f_W^{f_{compet}}, h_W^{f_{compet}})$ be a solution of system (11). We introduce the following system:

$$\begin{cases} \frac{dh_D}{dt} = \mathcal{I} + (f_D - \mu_D)h_D - m_D h_D - m_W h_W, \\ \frac{df_W}{dt} = (1-\alpha)(1-\beta h_W)r_F \left(1 + \frac{f_W}{K_F(1-\alpha)}\right) f_W + \lambda_F f_W h_W, \\ \frac{dh_W}{dt} = -m_D h_D - m_W h_W. \end{cases} \quad (20)$$

We note $g(y)$ its right hand side. For all $y \in \Omega_{compet}$, we have $g(y) \leq f_{compet}(y)$. Since f_{compet} is competitive, we have the following inequality between the solutions of the two systems, with the same initial condition:

$$(h_D^g, f_W^g, h_W^g) \leq (h_D^{f_{compet}}, f_W^{f_{compet}}, h_W^{f_{compet}}), \quad (21)$$

where we note (h_D^g, f_W^g, h_W^g) the solution of system (20).

System (20) can be written like system (23) in the Vidyasagar's Theorem (see theorem 30, page 36), with $y_1 = (h_D, h_W)$ and $y_2 = (f_W)$. Using this theorem, and since $\mathcal{N}_{\mathcal{I}>0} \leq 1$, we obtain that EE^h is GAS on Ω_{compet} for system (20) (see appendix B.3, page 41 for a proof).

In particular this means that h_W^g converges, when $t \rightarrow +\infty$, towards $h_W^* = -m\frac{\mu_D - f_D}{\mathcal{I}}$. Therefore, since $\mathcal{N}_{\mathcal{I}>0} = r_F(1-\alpha)\frac{1-\beta h_W^*}{-\lambda_F h_W^*} < 1$, it exists $T > 0$ such that for all $t \geq T$, $r_F(1-\alpha)\frac{1-\beta h_W^g}{-\lambda_F h_W^g} < 1$.

Moreover, using inequality (21) (which holds in the sense given in the beginning of this section), we have that for all $t \geq T$,

$$r_F(1 - \alpha) \frac{1 - \beta h_W^{f_{compet}}(t)}{-\lambda_F h_W^{f_{compet}}(t)} < 1.$$

This gives that for all $t \geq T$, $\frac{df_W^{f_{compet}}}{dt}(t) \geq 0$, and $f_W^{f_{compet}}$ converges towards 0. Therefore, it exists $T_1 > 0$, such that $f_W^{min} \leq f_W^{f_{compet}}(T_1) \leq 0$, and this means that $(h_D^{f_{compet}}, f_W^{f_{compet}}, h_W^{f_{compet}})(T_1) \in \Omega_{GAS}$.

□

Remark 24. When $(1 - \alpha)K_F \leq \frac{\mu_D - f_D}{em\lambda_F}$, the first part of the proof shows that EE^h is GAS on Ω_{compet} for $\mathcal{N}_{I>0} \leq 1$, and not only for $\mathcal{N}_{I>0} < 1$.

Proposition 25. Assume $\mathcal{N}_{I>0} > 1$. If

- $\Delta_{Stab} > 0$, the equilibrium $EE_{I>0}^{hf_w}$ is GAS on Ω_{compet} for system (11).
- $\Delta_{Stab} < 0$, the system (11) admits an orbitally asymptotically stable periodic solution on Ω_{compet} .

Proof. When $\mathcal{N}_{I=0} > 1$, system (11) admits a unique positive equilibrium, EE^{hf_w} . By applying Theorem 36 to this system, we know that either EE^{hf_w} is GAS, or it exists a asymptotically stable periodic solution. Since the condition for stability is precisely $0 < \Delta_{stab, I>0}$, the proposition is proven. □

5 Analysis and Numerical Simulation of the Model

5.1 Long Term Dynamics of the Model

In this section, we presents the long term dynamics of our model (equations (1)). It is obtained by inverting the change of variable done in the previous section (section 4). Consequently, the results are left without any proof. We still briefly recall the following notations:

- EE^{Fw} stands for a fauna-only equilibrium
- EE^H stands for a human-only equilibrium
- $EE_{I>0}^{HFw}$ stands for a coexistence equilibrium between human and wild fauna populations. It exists if $\mathcal{N}_{I=0} > 1$ (respectively $\mathcal{N}_{I>0} > 1$) when there is no immigration (respectively when there is immigration). The thresholds $\mathcal{N}_{I\geq 0}$ are given by:

$$\mathcal{N}_{I=0} = \frac{me\lambda_F(1 - \alpha)K_F}{\mu_D - f_D}, \quad \mathcal{N}_{I>0} = \frac{r_F(1 - \alpha)\left(1 + \frac{m\mathcal{I}}{\mu_D - f_D}\beta\right)}{\lambda_F \frac{m\mathcal{I}}{\mu_D - f_D}}.$$

- Two other thresholds, $\Delta_{Stab, I=0}$ and $\Delta_{Stab, I>0}$ are defined by equations (15) and (19). They are necessary to assess the stability of the coexistence equilibrium.

The long term dynamics of (1) is presented in table 3.

The analytical results and the long term dynamics of our model are interpreted in section 5.1.1. Before doing so, we found it interesting to revisit the quasi-steady state approximation that we presented in section 3. In the sequel, a comparison between the reduced (system (5)) and the non-reduced system (system (1)) is carried out in terms of their long term dynamics.

\mathcal{I}	$\mathcal{N}_{I=0}$	$\Delta_{Stab, \mathcal{I}=0}$	
$= 0$	≤ 1		EE^{Fw} exists and is GAS.
	> 1	> 0	EE^{Fw} exists and is unstable; $EE_{\mathcal{I}=0}^{HFw}$ exists and is GAS.
		< 0	EE^{Fw} and $EE_{\mathcal{I}=0}^{HFw}$ exist and are unstable ; there is an asymptotically stable periodic solution around $EE_{\mathcal{I}=0}^{HFw}$.
\mathcal{I}	$\mathcal{N}_{I>0}$	$\Delta_{Stab, \mathcal{I}>0}$	
> 0	< 1		EE^H exists and is GAS on Ω
	> 1	> 0	EE^H exists and is unstable; $EE_{\mathcal{I}>0}^{HFw}$ exists and is GAS on Ω
		< 0	EE^H and $EE_{\mathcal{I}>0}^{HFw}$ exist and are unstable ; there is an asymptotically stable periodic solution around $EE_{\mathcal{I}>0}^{HFw}$.

Table 3: Long term dynamics of system (1).

5.1.1 Long Term Dynamics when $\epsilon \rightarrow 0$

In this section, we deal with system (1) when $\epsilon \rightarrow 0$. It is not obvious that the system has the same long term behavior than its approximation (5) since proposition 12 is only valid for finite time interval (see [4] or section 4.4.3 in [5] for a counter example). However, in the case of this model, the dynamics are the same, as stated by the following proposition.

Proposition 26. *Since*

$$\lim_{\epsilon \rightarrow 0} \Delta_{Stab, \mathcal{I} \geq 0} > 0,$$

the non-reduced system (1) and the reduced system (5) have the same long term dynamics when $\epsilon \rightarrow 0$.

Proof. We first prove that $\lim_{\epsilon \rightarrow 0} \Delta_{Stab, \mathcal{I} \geq 0} > 0$. We can note that for $\mathcal{I} \geq 0$, the value at equilibrium EE^{HFw} does not depend on ϵ . However, according to (16c), (17f) and (18c) the Routh-Hurwitz coefficient depend on it. They are given by (the expression are valid for $\mathcal{I} \geq 0$):

$$\begin{aligned} a_2 &= \mu_D - f_D + \frac{\tilde{m}_D}{\epsilon} + (1 + \beta H_W^*) r_F \frac{F_W^*}{K_F} + \frac{\tilde{m}_W}{\epsilon} \\ a_0 &= e \lambda_F \frac{\tilde{m}_D}{\epsilon} r_F \left(\frac{\mu_D - f_D}{e \lambda_F m K_F} - 2 \frac{F_W^*}{K_F} + (1 - \alpha) + \frac{\beta H_W^*}{K_F} \left(\frac{\mu_D - f_D}{e \lambda_F m} - F_W^* \right) \right) F_W^* \\ a_1 &= \left(\mu_D - f_D + \frac{\tilde{m}_D}{\epsilon} + \frac{\tilde{m}_W}{\epsilon} \right) r_F (1 + \beta H_W^*) \frac{F_W^*}{K_F} + \left(\frac{\mu_D - f_D}{e \lambda_F m} - F_W^* \right) e \lambda_F \frac{\tilde{m}_D}{\epsilon}. \end{aligned}$$

Therefore, direct computations lead to:

$$\Delta_{Stab} := a_2 a_1 - a_0 = \frac{C_2}{\epsilon^2} + \frac{C_1}{\epsilon} + C_0,$$

with $C_2 > 0$.

Therefore, when $\epsilon \rightarrow 0$, $\Delta_{Stab} > 0$. The rest of the proposition is immediate (see tables 2 and 3). \square

5.2 Ecological Interpretation of the Analytical Results

In this section, we give an ecological interpretation of the different results we obtained. We are specially interested in the role played by the parameters of hunting rate λ_F and the level of anthropisation, α , which traduce the possibility of over-hunting and the deforestation.

The mathematical analysis shows that the long term dynamics is totally different with or without immigration.

- When no immigration is considered, the system always admits a fauna only equilibrium, EE^{Fw} , and may admit a coexistence equilibrium between wild fauna and human EE^{HFw} . This equilibrium exists only if $1 < \mathcal{N}_{\mathcal{I}=0}$, which can be rewritten as a condition on the hunting rate; the coexistence equilibrium exists only if

$$\lambda_{F,\mathcal{I}=0}^{\min} = \frac{\mu_D - f_D}{(1 - \alpha)emK_F} < \lambda_F,$$

that is if the hunting rate is sufficiently high. This is because the human population relies on bush meat for subsistence. We can notice that the minimum hunting rate, $\lambda_{F,\mathcal{I}=0}^{\min}$ increases with the anthropisation level. The more anthropised the regions, the fewer wild animals there are, which means that humans have to hunt more to survive.

When $\lambda_{F,\mathcal{I}=0}^{\min} < \lambda_F$, the system converges towards the coexistence equilibrium or towards a periodic cycle around this equilibrium. When the growth of wild fauna is not affected by human feedback (*i.e.* when $\beta = 0$), we are able to characterize this difference in behavior using a second hunting rate threshold. If

$$\lambda_{F,\mathcal{I}=\beta=0}^{\max} = \lambda_F^* < \lambda_F,$$

(where λ_F^* is defined in proposition 17) then the system converges towards the limit cycle. This means that a too large hunting rate can reduce the wild fauna below a level sufficient to feed the human population. Consequently, the human population decreases before increasing again, once the wild fauna population has grown sufficiently. In this case, numerical simulations helps to assess the period and amplitude of the cycles, in order to determine the extent and duration of the populations variations.

- When we consider immigration, the persistence of wild fauna is no longer guaranteed. Indeed, while a human-only equilibrium EE^H always exist, the wildlife exists only if the coexistence equilibrium EE^{HFw} exists, that is only if $1 < \mathcal{N}_{\mathcal{I}>0}$. We can rewrite this condition as:

$$\lambda_F < \lambda_{F,\mathcal{I}>0}^{\max} = (1 - \alpha)r_F \left(\frac{\mu_D - f_D}{m\mathcal{I}} + \beta \right).$$

Therefore, the wild fauna exists only if the hunting rate is not too large. Moreover, $\lambda_{F,\mathcal{I}>0}^{\max}$ is a decreasing function of both immigration and anthropisation level. This indicates that the wild fauna is endangered by these two phenomenons, which must be controlled if a coexistence between the two populations is desired.

We have also proved the possibility of periodic solutions around the coexistence equilibrium. Due to the complexity of the expressions, this possibility was not described with a hunting rate threshold, so instead, we have studied it numerically.

5.3 Numerical Simulations

To complete the theoretical work, we provide numerical simulations. The parameter values used are based on ecological and anthropological reviews concerning the South-Cameroon.

In the forthcoming simulations we will consider the parameter values given in Table 4(column 4), page 26 with given values for the parameters β and \mathcal{I} .

First, we present bifurcation diagrams (figures 3, 4, 5 and 6). They are plotted in the $\lambda_F - \alpha$ plane, and they illustrate the long term dynamics when these parameters varies. The first one, presented in figure 3 is drawn for $\mathcal{I} = 0$. On it, we see that the range of values of λ_F and α for which the wildlife persists without human is very low. This means that the human population finds easily enough prey to survive, except for high level of anthropisation.

The second and third bifurcation diagrams (figures 4 and 5) are respectively drawn for $\mathcal{I} = 0.1$ and $\mathcal{I} = 1$. As mentioned above, if the hunting rate or the anthropisation is too high, only the human population subsists. Moreover, the range of values for which coexistence is possible decreases as \mathcal{I} increases, as does the possibility of limit cycles. This last point is important. Indeed, the value of F_W^* at equilibrium rapidly decreases when the hunting rate, the anthropisation or the immigration increase.

Parameter	Unit	Range of value	Baseline for simulations	Reference
μ_D	Year ⁻¹	1/50	1/50	[1]
f_D	Year ⁻¹	[0, 0.0164]	0.005	[23]
m_W	Year ⁻¹	[2.28, 73.0]	4.13	[13, 46]
m_D	Year ⁻¹	$[0.17, 0.52] \times m_W$	0.826	[46]
r_F	Year ⁻¹	[0.44, 0.84]	0.8	[13, 32]
K_F	Ind	[900, 34000]	7200	[19]
e	-	(0, 1]	0.4	Assumed
α	-	[0, 1)	varying	-
β	Ind ⁻¹	$[0, \beta^*)$	varying	-
λ_F	Ind ⁻¹ × Year ⁻¹		varying	-
\mathcal{I}	Ind × Year ⁻¹		varying	-

Table 4: Value range for parameters.

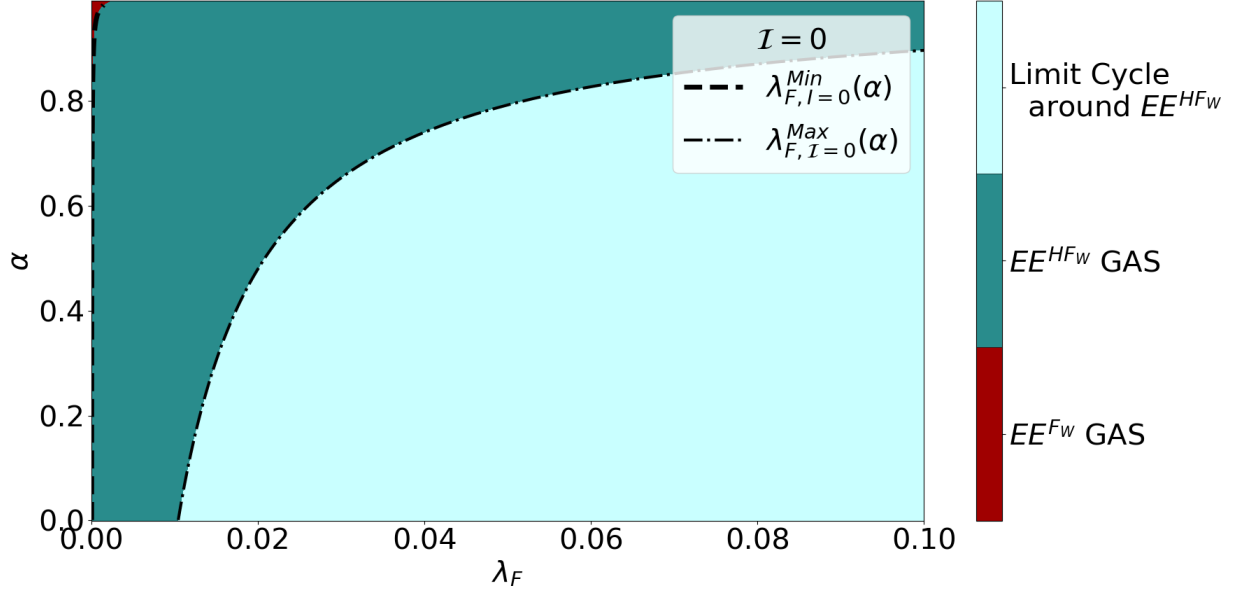


Figure 3: Bifurcation diagram when $\mathcal{I} = 0$ and $\beta = 0$.

Therefore, in order to ensure the presence of a significant wild fauna population, the system must be in a limit cycle configuration.

The first three bifurcation diagrams are drawn for $\beta = 0$. The last one, in figure 6, is drawn for $\beta = 0.9\beta^*$, where β^* , defined in (2), is an increasing function of α . With the parameter values used, $\beta_{\alpha=0}^* = 1.310^{-4}$ and $\beta_{\alpha=0.99}^* = 1.3$. A comparison of this diagram with the one in figure 5 (same parameter values except that $\beta = 0$) shows that having $\beta > 0$ slightly increases the range of values for which the system converges towards the coexistence equilibrium. This effect is notable when α is close to 1, but becomes quickly imperceptible when α decreases.

All these remarks show that, according to our model and our parametrization, the situation in South Cameroon is such that wild fauna is in great danger in the long term. It also underlines that immigration of people complicates the possibility of coexistence between human and wild fauna populations, which becomes possible only at a low level of anthropisation and hunting.

We also present numerical solutions. They all share the same parameters values except for \mathcal{I} and λ_F . The values are respectively

- $\mathcal{I} = 0$ and $\lambda_F = 0.0116$ for figure 7,
- $\mathcal{I} = 0$ and $\lambda_F = 0.01425$ for figure 8,
- $\mathcal{I} = 0.1$ and $\lambda_F = 0.01425$ for figure 9,
- $\mathcal{I} = 1$ and $\lambda_F = 0.01425$ for figure 10.

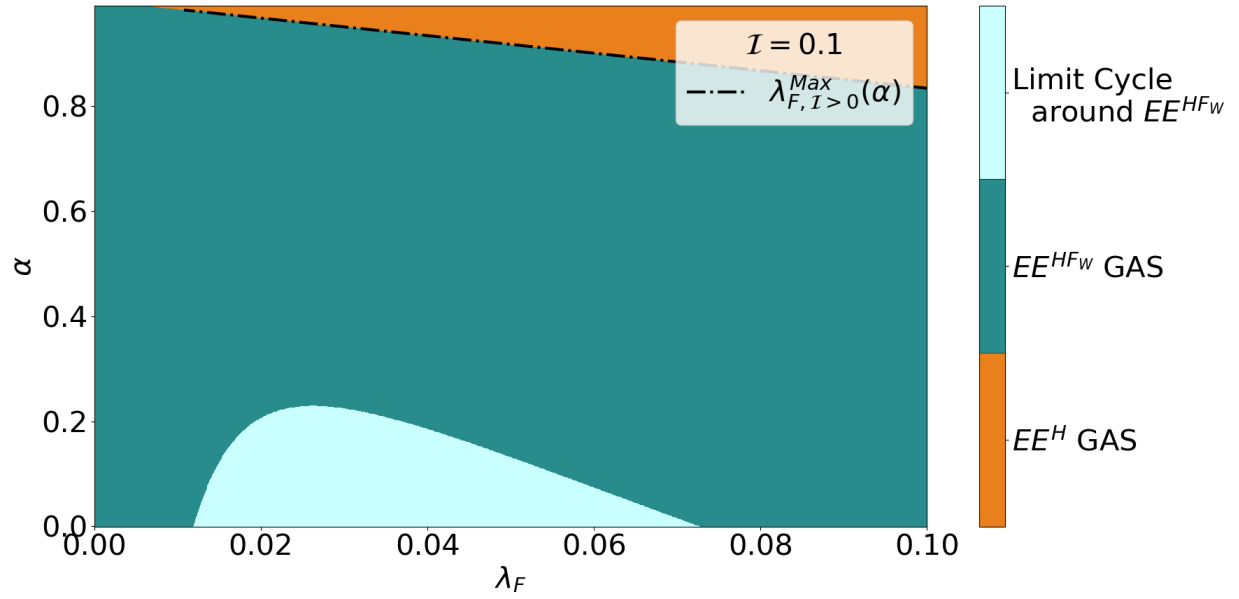


Figure 4: Bifurcation diagram when $\mathcal{I} = 0.1$ and $\beta = 0$.

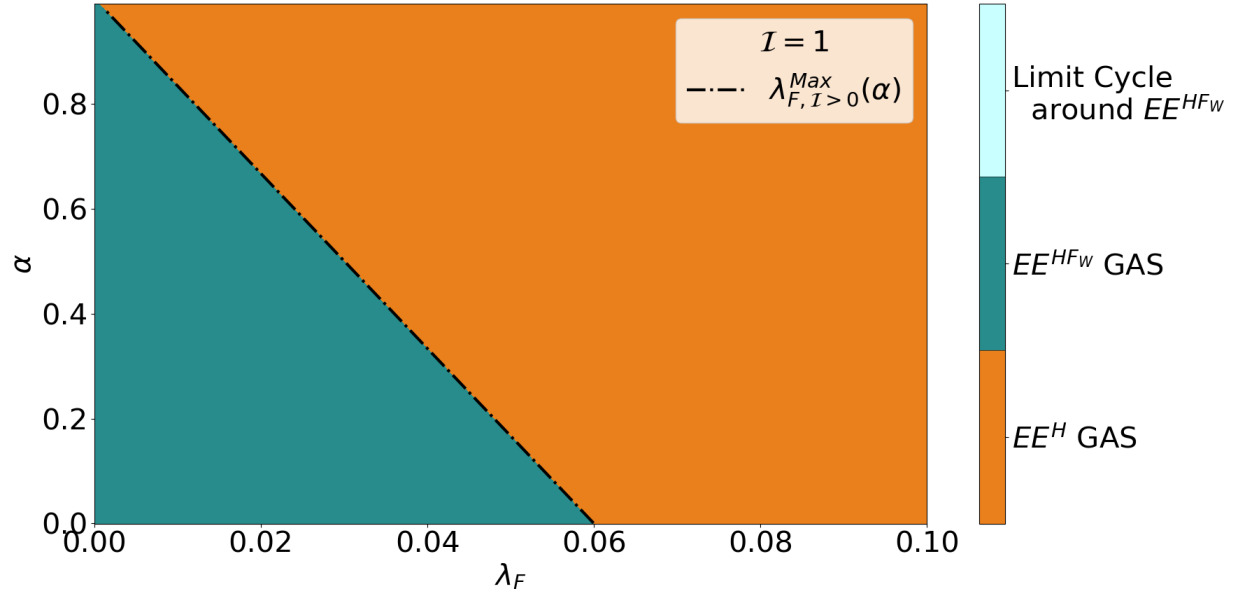


Figure 5: Bifurcation diagram when $\mathcal{I} = 1$ and $\beta = 0$.

In the three first cases, the solutions converge towards a limit cycle (see the bifurcation diagrams). For the last configuration, the system converges towards the coexistence equilibrium.

A comparison between figures 7 and 8 shows that increasing the hunting rate (from 0.0116 to 0.01425) increases the amplitude of the limit cycle, but also the period for which the wild fauna population is low. A small increase of the immigration (from $\mathcal{I} = 0$ to $\mathcal{I} = 0.1$) is sufficient for the period and the oscillations to reduce. This is shown in figure 9. A slight increase of the immigration parameter (from $\mathcal{I} = 0.1$ to $\mathcal{I} = 1$) changes the long term dynamics of the system. It is now converging, still by oscillating, towards the coexistence equilibrium EE^{HFw} . This is shown on figure 10. In fact it is clear that the immigration of only a few individuals seems to be enough to eliminate the co-existence equilibrium, and, thus, shows that the immigration process is maybe not well modeled.

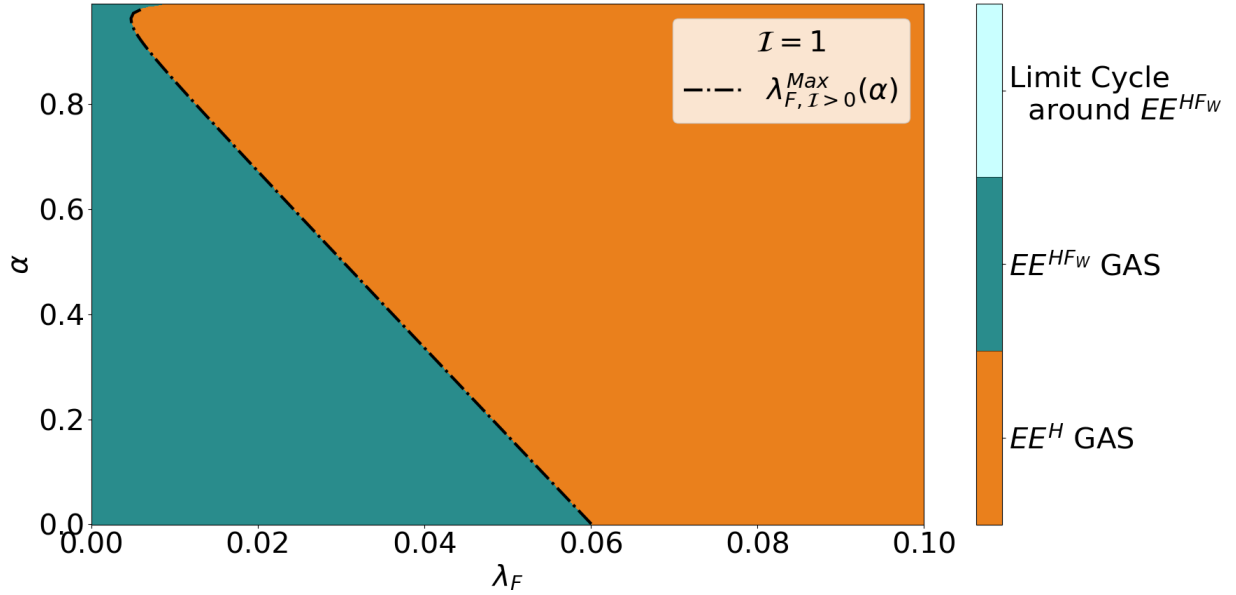


Figure 6: Bifurcation diagram when $\mathcal{I} = 1$ and $\beta = 0.9\beta_\alpha^*$.

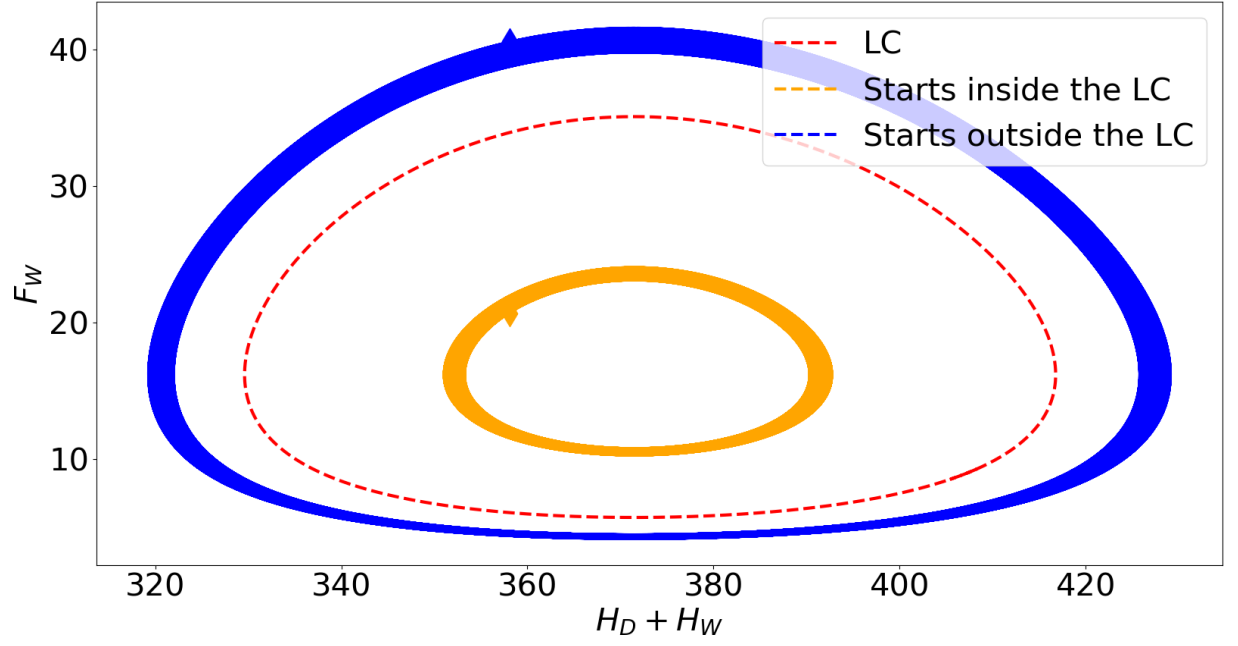
6 Conclusion

To better understand the risks of overhunting and habitat anthropisation to the coexistence between a forest-dwelling human population and wildlife, we developed a model based on ordinary differential equations. Initially, we studied the long-term behavior of the model using a quasi-stationary approach. However, numerical simulations showed that this approach yielded incomplete results. To address this issue, we conducted a second analysis using the theory of monotone systems. Depending on the values of the different thresholds, the system can converge towards the extinction of one population, the coexistence of both populations, or a limit cycle. We provided an ecological interpretation of the thresholds.

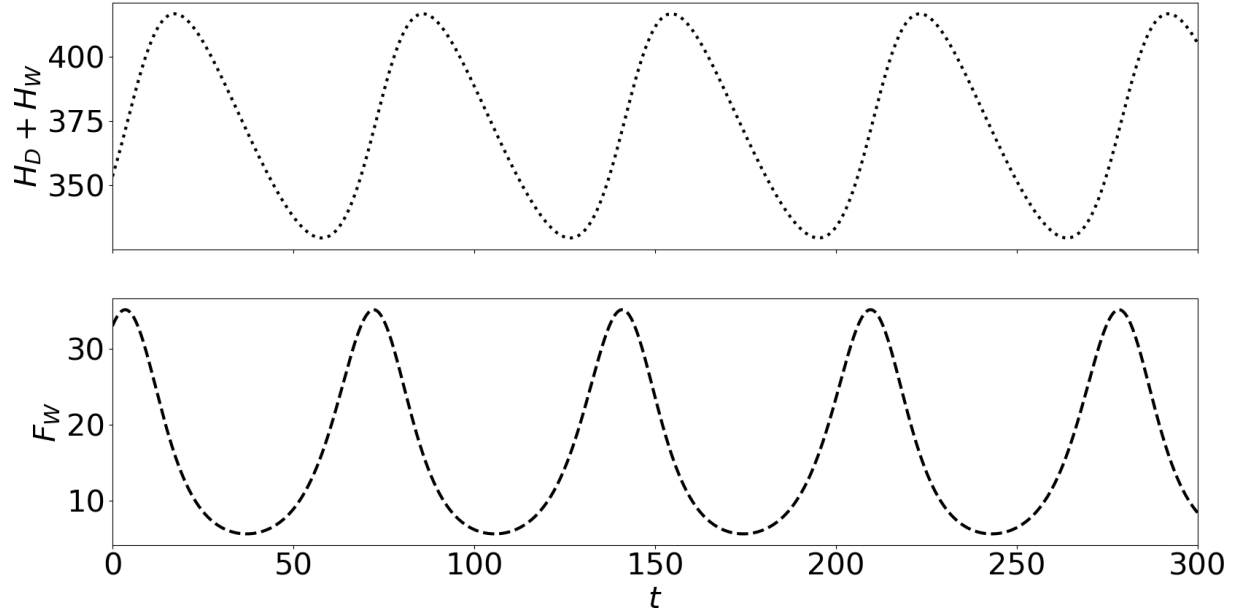
Our bifurcation diagrams underlined the importance of maintaining low level of hunting and habitat anthropisation in order to preserve coexistence, especially in areas subject to human immigration. The numerical simulations showed that due to the hunting activities, the wild fauna population quickly declines when the human population becomes large.

We opted for a Holling-type 1 functional to model hunting activities in order to facilitate our mathematical analysis, which ultimately proved to be not so simple. This functional, because it is unbounded, causes the wild fauna population to decrease rapidly when the human population increases. In our future works, we intend to consider a Holling-type 2 functional (with $\Lambda_F(F_W) = \frac{\lambda_F F_W}{1 + \lambda_F \theta F_W}$, see [17]), which introduces a decelerating and bounded intake rate, and also includes our model, when $\theta = 0$. However, if the Holling-type 2 functional can be more realistic, it also introduces another non-linearity in the model, which will certainly complicate the mathematical analysis.

In the absence of recent literature, the parameter values used can be outdated. For example, the upper-bound for parameter f_D is probably underestimated. A larger value of f_D means that the human population will be larger, further threatening the persistence of wildlife. For some parameter values (for example when $\mu_D - f_D \simeq 0$, or for large value of λ_F), an atto-fox problem may arise. In [24], the authors propose several solutions to resolve this problem. One of them is to introduce a constant immigration term for the wild animal population, suggesting that there is a reservoir of wild fauna unaffected by human activities somewhere. This can be, for example, a National Park with strict legislation of non-hunting. However, modeling the immigration by a constant term is not satisfying, whether for human population or wildlife: the model is highly sensitive to this parameter, which is difficult to estimate. Another solution to the atto-fox problem proposed in [24] is to develop a multi-patch approach for the resource. This could be an interesting extension of the model.



(a) Orbits in the $(H_D + H_W; F_W)$ plane converging towards the LC.



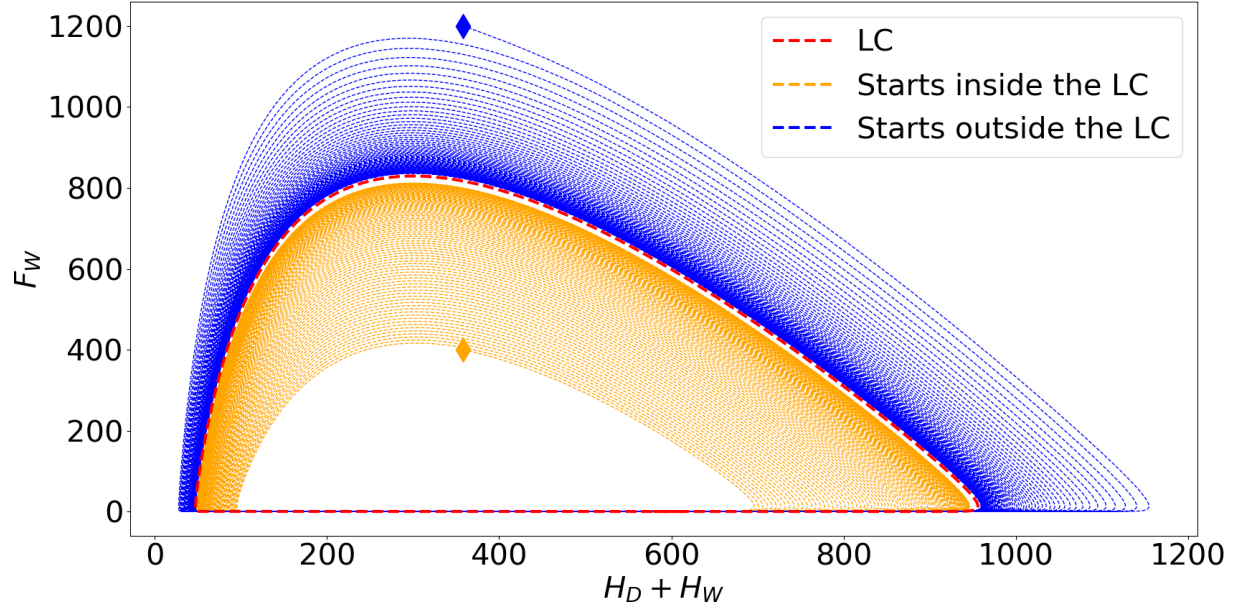
(b) Values of $H_D + H_W$ and F_W as function of time on the limit cycle.

Figure 7: Illustration of the system's convergence toward a stable Limit Cycle (LC), when $\mathcal{I} = 0$ and $\lambda_F = 0.0116$.

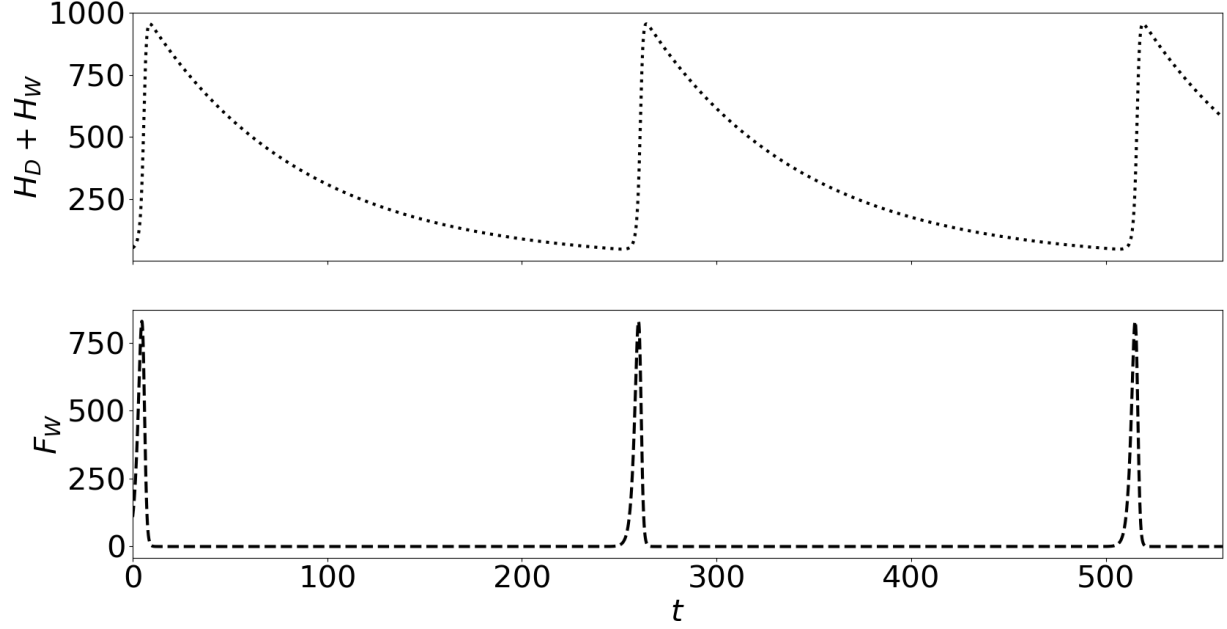
Other parameter values: $\mu_D = 0.02$, $f_D = 0.005$, $m_W = 4.13$, $m_D = 0.826$, $r_F = 0.8$, $K_F = 7200$, $e = 0.4$, $\alpha = 0.1$, $\beta = 0$.

Acknowledgments

This work takes place within the I-CARE project, funded by ExposUM Institute of the University of Montpellier, Occitanie Region, and the investment programme France 2030, ANR-21-EXES-0005. YD is (partially) supported by the DST/NRF SARCHI Chair in Mathematical Models and Methods in Biosciences and Bioengineering at the University of Pretoria (Grant 82770). YD and VY-D acknowledges the support of the AFRICAM project funded by the French Agency for Development (AFD). YD acknowledges the support of the Conseil Régional de la Réunion, the Conseil départemental de la Réunion,



(a) Orbits in the $(H_D + H_W; F_W)$ plane converging towards the LC.



(b) Values of $H_D + H_W$ and F_W as function of time on the limit cycle.

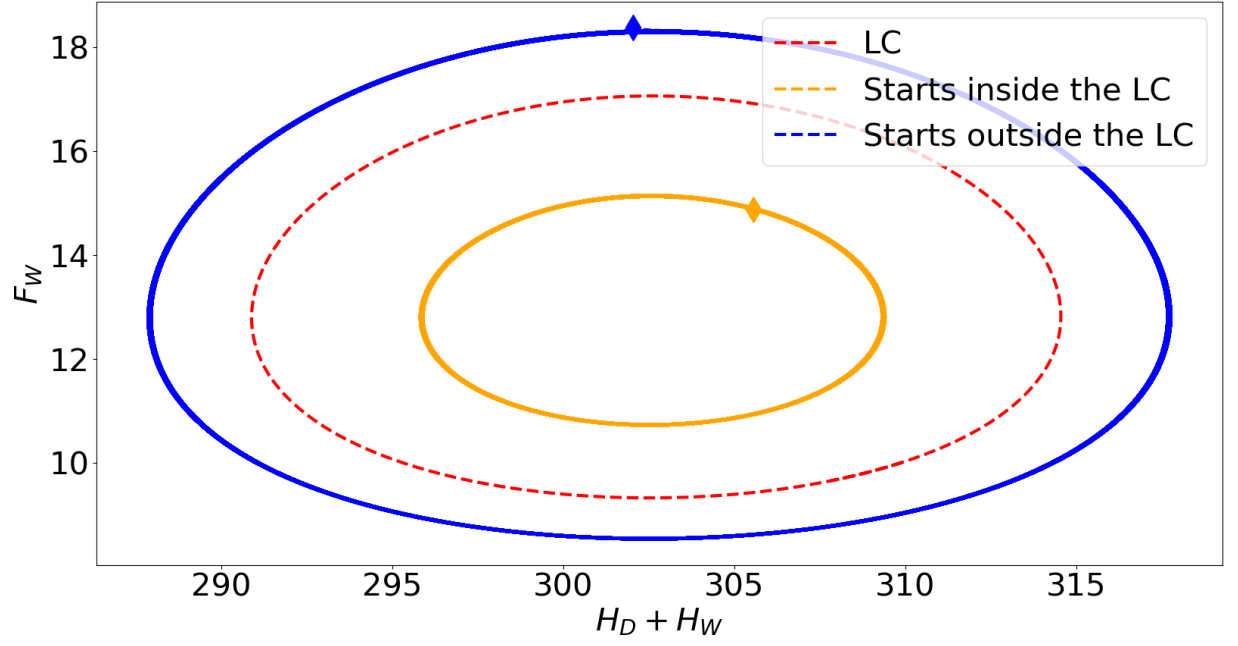
Figure 8: Illustration of the system's convergence toward a stable Limit Cycle (LC), when $\mathcal{I} = 0$ and $\lambda_F = 0.01425$.

Other parameter values: $\mu_D = 0.02$, $f_D = 0.005$, $m_W = 4.13$, $m_D = 0.826$, $r_F = 0.8$, $K_F = 7200$, $e = 0.4$, $\alpha = 0.1$, $\beta = 0$.

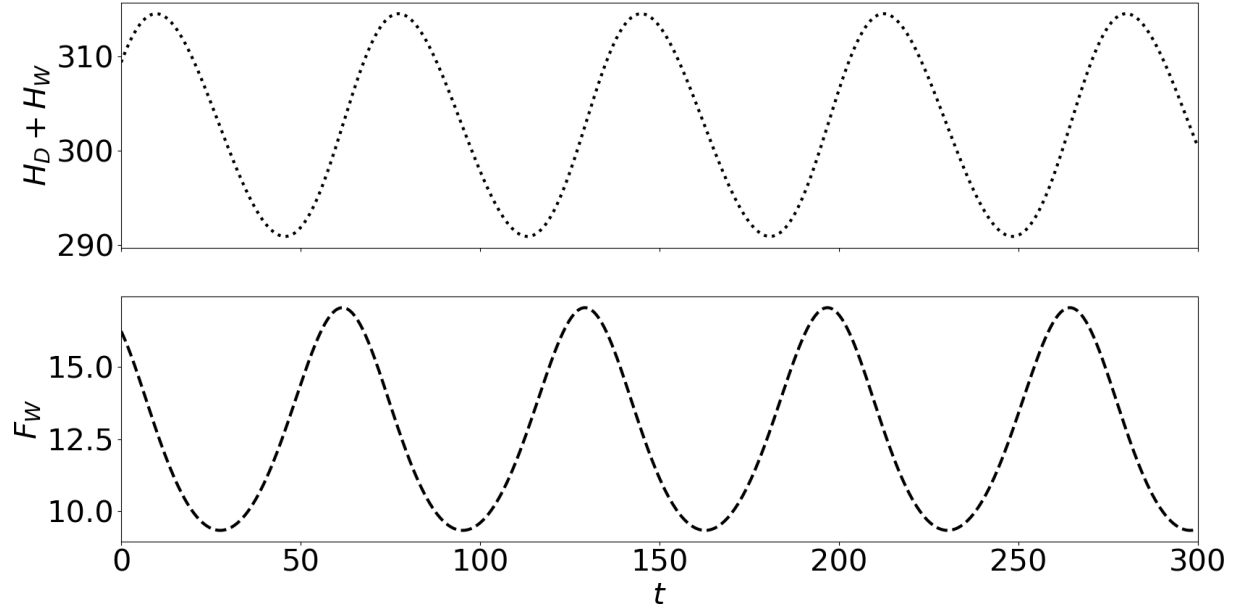
the European Regional Development Fund (ERDF), and the Centre de Coopération Internationale en Recherche Agronomique pour le Développement (CIRAD).

References

- [1] <https://ins-cameroun.cm/wp-content/uploads/2023/06/Projections-demographiques-et-estimations-des-cibles-des-programmes-de-sante.pdf>.



(a) Orbits in the $(H_D + H_W; F_W)$ plane converging towards the LC.

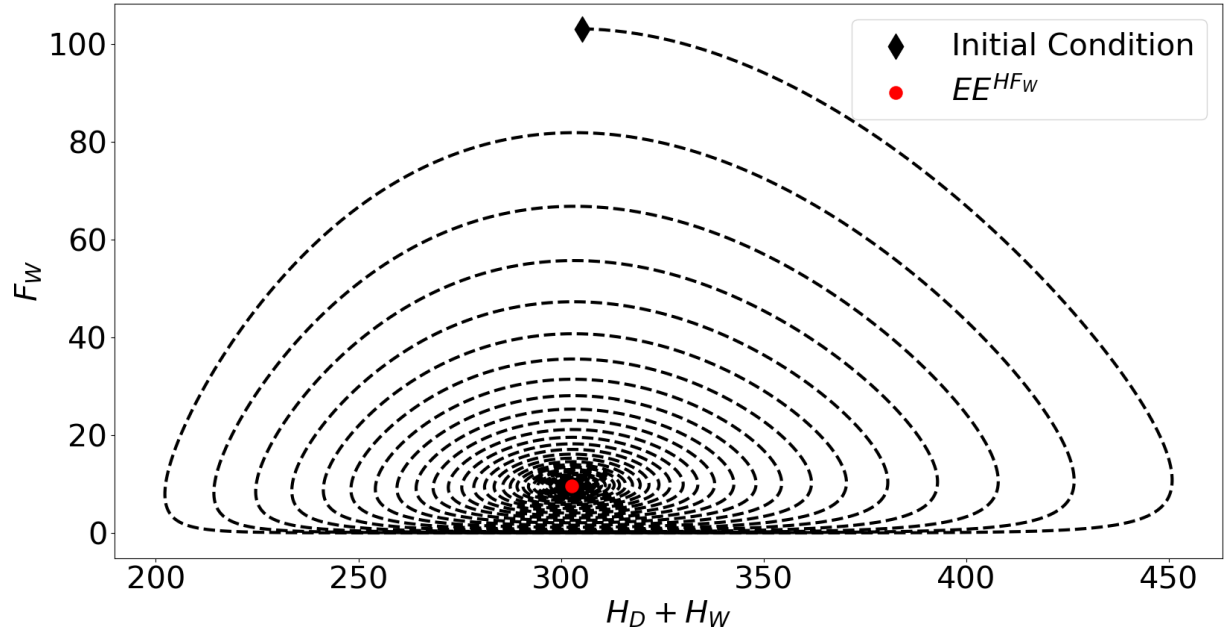


(b) Values of $H_D + H_W$ and F_W as function of time on the limit cycle.

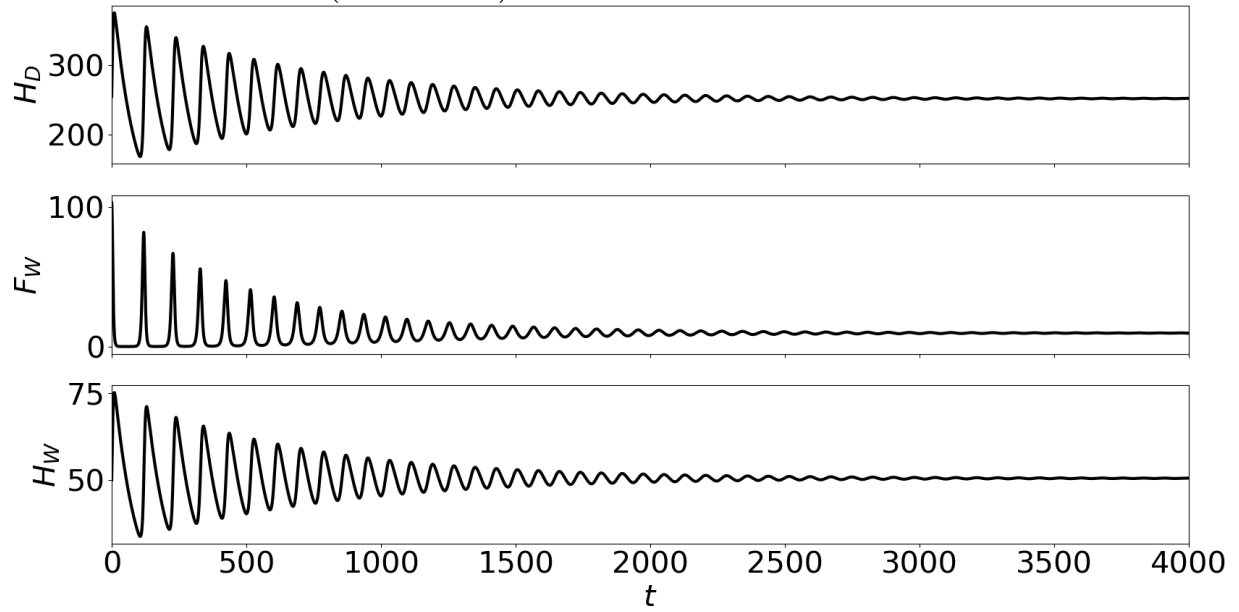
Figure 9: Illustration of the system's convergence toward a stable Limit Cycle (LC), when $\mathcal{I} = 0.1$ and $\lambda_F = 0.01425$.

Other parameter values: $\mu_D = 0.02$, $f_D = 0.005$, $m_W = 4.13$, $m_D = 0.826$, $r_F = 0.8$, $K_F = 7200$, $e = 0.4$, $\alpha = 0.1$, $\beta = 0$.

- [2] Manju Agarwal, Tazeen Fatima, and H. I. Freedman. Depletion of forestry resource biomass due to industrialization pressure: A ratio-dependent mathematical model. *Journal of Biological Dynamics*, 4(4):381–396, July 2010.
- [3] Roumen Anguelov, Yves Dumont, and Jean Lubuma. Mathematical modeling of sterile insect technology for control of anopheles mosquito. *Computers & Mathematics with Applications*, 64(3):374–389, August 2012.
- [4] P. Auger, R. Bravo De La Parra, J. C. Poggiale, E. Sánchez, and T. Nguyen-Huu. Aggregation



(a) Orbits in the $(H_D + H_W; F_W)$ plane converging towards the coexistence equilibrium.



(b) Values of H_D , F_W and H_W as function of time.

Figure 10: Illustration of the system's convergence towards the coexistence-equilibrium, when $\mathcal{I} = 1$ and $\lambda_F = 0.01425$.

Other parameter values: $\mu_D = 0.02$, $f_D = 0.005$, $m_W = 4.13$, $m_D = 0.826$, $r_F = 0.8$, $K_F = 7200$, $e = 0.4$, $\alpha = 0.1$, $\beta = 0$.

of Variables and Applications to Population Dynamics. In Pierre Magal and Shigui Ruan, editors, *Structured Population Models in Biology and Epidemiology*, volume 1936, pages 209–263. Springer Berlin Heidelberg, 2008.

[5] Jacek Banasiak and Mirosław Lachowicz. *Methods of small parameter in mathematical biology*. Springer, 2014.

[6] Diego Bengochea Paz, Kirsten Henderson, and Michel Loreau. Agricultural land use and the sustainability of social-ecological systems. *Ecological Modelling*, 437:109312, December 2020.

- [7] Ana Benítez-López, Luca Santini, Aafke M. Schipper, Michela Busana, and Mark A. J. Huijbregts. Intact but empty forests? Patterns of hunting-induced mammal defaunation in the tropics. PLOS Biology, 17(5):e3000247, May 2019.
- [8] Erwin H Bulte and Richard D Horan. Habitat conservation, wildlife extraction and agricultural expansion. Journal of Environmental Economics and Management, 45(1):109–127, January 2003.
- [9] Donald L. DeAngelis, Daniel Franco, Alan Hastings, Frank M. Hilker, Suzanne Lenhart, Frithjof Lutscher, Natalia Petrovskaya, Sergei Petrovskii, and Rebecca C. Tyson. Towards Building a Sustainable Future: Positioning Ecological Modelling for Impact in Ecosystems Management. Bulletin of Mathematical Biology, 83(10):107, October 2021.
- [10] Gauthier Dobigny and Serge Morand. Zoonotic emergence at the animal-environment-human interface: the forgotten urban socio-ecosystems. Peer Community Journal, 2:e79, December 2022.
- [11] E. Dounias and A. Froment. From foraging to farming among present-day forest hunter-gatherers: consequences on diet and health. International Forestry Review, 13(3):294–304, September 2011.
- [12] B. Dubey, S. Sharma, P. Sinha, and J.B. Shukla. Modelling the depletion of forestry resources by population and population pressure augmented industrialization. Applied Mathematical Modelling, 33(7):3002–3014, July 2009.
- [13] Romain Duda, Sandrine Gallois, and Victoria Reys-Garcia. Hunting Techniques, Wildlife Offtake and Market Integration. A Perspective from Individual Variations among the Baka (Cameroon), June 2017.
- [14] Y. Dumont and J. M. Tchuente. Mathematical studies on the sterile insect technique for the Chikungunya disease and *Aedes albopictus*. Journal of Mathematical Biology, 65(5):809–854, November 2012.
- [15] Sergio Estrada-Villegas, Pablo R. Stevenson, Omar López, Saara J. DeWalt, Liza S. Comita, and Daisy H. Dent. Animal seed dispersal recovery during passive restoration in a forested landscape. Philosophical Transactions of the Royal Society B: Biological Sciences, 378(1867):20210076, 2023.
- [16] Ibrahim M. Fanuel, Damian Kajunguri, and Francis Moyo. Modelling the Impact of Human Population and Its Associated Pressure on Forest Biomass and Forest-Dependent Wildlife Population. Journal of Applied Mathematics, 2023:1–9, January 2023.
- [17] Zhilan Feng and Donald Lee DeAngelis. Mathematical Models of Plant-Herbivore Interactions. Chapman & Hall/CRC Mathematical and Computational Biology Series. CRC Press/Taylor & Francis Group, Boca Raton London New York, 2018.
- [18] Jean Megope Foonde. Change Detection: Estimating the Footprint of the Kribi Agro-Industrial and Urban Port Complex (Cameroon) from Landsat Imagery. OALib, 05(05):1–17, 2018.
- [19] Charles Janson and Louise Emmons. Ecological Structure of the Nonflying Mammal Community at Cocha Cashu Biological Station, Manu National Park, Peru, pages 314–338. Yale University Press, 01 1990.
- [20] Sorrel Jones, Sarah Papworth, Aidan Keane, Freya St John, Emmanuel Smith, Abraham Flomo, Zuannah Nyamunue, and Juliet Vickery. Incentives and social relationships of hunters and traders in a Liberian bushmeat system. Biological Conservation, 237:338–347, September 2019.
- [21] Sorrel C. Z. Jones, Sarah K. Papworth, Freya A. V. St. John, Juliet A. Vickery, and Aidan M. Keane. Consequences of survey method for estimating hunters’ harvest rates. Conservation Science and Practice, 2(12):e315, December 2020.
- [22] Eugenius Kaszkurewicz and Amit Bhaya. Matrix diagonal stability in systems and computation. Springer Science & Business Media, 2012.
- [23] Georgius Koppert, Edmond Dounias, Alain Froment, and P. Pasquet. Food consumption in three forest populations of the Southern coastal area of Cameroon : Yassa, Mvae, Bakola. In Tropical forests, people and food : biocultural interactions and applications to development, pages 295–311, 1993.

- [24] Claude Lobry and Tewfik Sari. Migrations in the Rosenzweig-MacArthur model and the "atto-fox" problem. Revue Africaine de Recherche en Informatique et Mathématiques Appliquées, Volume 20 - 2015 - Special...:1990, 2015.
- [25] Michael Shadrack Mangula, Joseph A. Kuzilwa, Simon S. Msanjila, and Isack Legonda. Energy sources for cooking and its determinants in rural areas of Tanzania. Independent Journal of Management & Production, 10(3):934–950, June 2019.
- [26] Jean Hugues Nlom. A bio-economic analysis of conflicts between illegal hunting and wildlife management in Cameroon: The case of Campo-Ma'an National Park. Journal for Nature Conservation, 61:126003, June 2021.
- [27] Carlos A. Peres, Jos Barlow, and William F. Laurance. Detecting anthropogenic disturbance in tropical forests. Trends in Ecology & Evolution, 21(5):227–229, May 2006.
- [28] Carlos A. Peres, Thaise Emilio, Juliana Schietti, Sylvain J. M. Desmoulière, and Taal Levi. Dispersal limitation induces long-term biomass collapse in overhunted Amazonian forests. Proceedings of the National Academy of Sciences, 113(4):892–897, January 2016.
- [29] Lawrence Perko. Differential Equations and Dynamical Systems, volume 7 of Texts in Applied Mathematics. Springer US, New York, NY, 1996.
- [30] Muhammad Nawaz Rajpar. Tropical forests are an ideal habitat for wide array of wildlife species. In Padmini Sudarshana, Madhugiri Nageswara-Rao, and Jaya R. Soneji, editors, Tropical Forests, chapter 3. IntechOpen, Rijeka, 2018.
- [31] William J. Ripple, Katharine Abernethy, Matthew G. Betts, Guillaume Chapron, Rodolfo Dirzo, Mauro Galetti, Taal Levi, Peter A. Lindsey, David W. Macdonald, Brian Machovina, Thomas M. Newsome, Carlos A. Peres, Arian D. Wallach, Christopher Wolf, and Hillary Young. Bushmeat hunting and extinction risk to the world's mammals. Royal Society Open Science, 3(10):160498, October 2016.
- [32] John G. Robinson and Kent H. Redford. Intrinsic rate of natural increase in Neotropical forest mammals: relationship to phylogeny and diet. Oecologia, 68(4):516–520, March 1986.
- [33] Ngueguim Jules Romain, Betti Jean Lagarde, Dicka Kwambe Emmanuel, Momo Solefack Marie Caroline, and Temgoua Lucie Félicité. Deforestation, biodiversity and biomass losses in kribi deep sea port area (cameroon): some mitigating measures. Journal of Ecology and the Natural Environment, 9(6):87–98, 2017.
- [34] Sabin Roman, Erika Palmer, and Markus Brede. The Dynamics of Human–Environment Interactions in the Collapse of the Classic Maya. Ecological Economics, 146:312–324, April 2018.
- [35] Hal L. Smith. Monotone Dynamical Systems: An Introduction to the Theory of Competitive and Cooperative Systems. Number Vol. 41 in Mathematical Surveys and Monographs. American mathematical society, Providence, 1995.
- [36] Joel Smoller. Shock Waves and Reaction—Diffusion Equations, volume 258 of Grundlehren der mathematischen Wissenschaften. Springer New York, New York, NY, 1994.
- [37] M. Vidyasagar. Decomposition techniques for large-scale systems with nonadditive interactions: Stability and stabilizability. IEEE Transactions on Automatic Control, 25(4):773–779, 1980.
- [38] Wolfgang Walter. Ordinary Differential Equations, volume 182 of Graduate Texts in Mathematics. Springer New York, New York, NY, 1998.
- [39] Wendi Wang and Lansun Chen. A predator-prey system with stage-structure for predator. Computers & Mathematics with Applications, 33(8):83–91, April 1997.
- [40] Rebekah J. White and Orly Razgour. Emerging zoonotic diseases originating in mammals: a systematic review of effects of anthropogenic land-use change. Mammal Review, 50(4):336–352, October 2020.

- [41] Stephen Wiggins. Introduction to Applied Nonlinear Dynamical Systems and Chaos. Number 2 in Texts in Applied Mathematics. Springer New York, New York, NY, second edition edition, 2003.
- [42] David S. Wilkie, Elizabeth L. Bennett, Carlos A. Peres, and Andrew A. Cunningham. The empty forest revisited. Annals of the New York Academy of Sciences, 1223(1):120–128, March 2011.
- [43] David S Wilkie and Julia F Carpenter. Bushmeat hunting in the Congo Basin: an assessment of impacts and options for mitigation. Biodiversity and Conservation, 8, 1998.
- [44] S. Joseph Wright, Andrés Hernández, and Richard Condit. The Bushmeat Harvest Alters Seedling Banks by Favoring Lianas, Large Seeds, and Seeds Dispersed by Bats, Birds, and Wind. Biotropica, 39(3):363–371, May 2007.
- [45] Hsiu-Rong Zhu and Hal L Smith. Stable periodic orbits for a class of three dimensional competitive systems. Journal of Differential Equations, 110(1):143–156, 1994.
- [46] Eva Ávila, Nikki Tagg, Jacob Willie, Donald Mbohli, Miguel Ángel Farfán, J. Mario Vargas, Wagner H. Bonat, Jef Dupain, Manfred A. Epanda, Inge Luyten, Luc Tedonzong, Martine Peeters, and John E. Fa. Interpreting long-term trends in bushmeat harvest in southeast Cameroon. Acta Oecologica, 94:57–65, January 2019.
- [47] Eva Ávila Martin, Stephan Funk, Guillermo Ros Brull, Robert Okale, Suzzanne Aboulou, Amy Ickowitz, Fernanda Lacerda Gama, and Julia Fa. Food consumption and nutritional status of sedentarized Baka Pygmies in Southern Cameroon: wild foods are less important for those who farm. Ecology and Society, 29(2):art2, 2024.

Appendix

A Useful Theorems Coming from the Literature

On the following, we consider the system of differential equation

$$\frac{dy}{dt} = f(y), \quad y(0) = y_0, \quad (22)$$

defined on an open subset \mathcal{D} of \mathbb{R}^n . We assume that $f \in C^1(\mathcal{D})$, and we note $\mathcal{J}(y)$ the Jacobian of f at y .

Theorem 27. [Poincaré-Bendixson's Theorem [41]]

The following theorem holds true when \mathcal{D} is an open subset of \mathbb{R}^2 .

Let \mathcal{M} be a positively invariant region for f , containing a finite number of fixed points. Let $y \in \mathcal{M}$ and consider its ω -limit set, $\omega(y)$. Then one of the following possibilities holds:

1. $\omega(y)$ is a fixed point;
2. $\omega(y)$ is a closed orbit;
3. $\omega(y)$ consists of a finite number of fixed points y_1, \dots, y_n and regular heteroclinic or homoclinic orbits joining them.

Theorem 28. [Dulac's Criteria [29]]

The following theorem holds true when \mathcal{D} is a simply connected region in \mathbb{R}^2 .

If there exists a function $B \in C^1(\mathcal{D})$ such that $\nabla \cdot (Bf)$ is not identically zero and does not change sign in \mathcal{D} , then the system has no closed orbit lying entirely in \mathcal{D} .

Theorem 29. [Routh-Hurwitz's Criterion [41]]

Let y^ be a critical point of the system. We note J^* the Jacobian matrix at this point, and χ_{J^*} its characteristic polynomial.*

- When $\mathcal{D} \subset \mathbb{R}^2$, we have $\chi_{J^*} = X^2 - \text{Tr}(J^*)X + \det(J^*)$ and y^* is Locally Asymptotically Stable (LAS) if $\text{Tr}(J^*) < 0$ and $\det(J^*) > 0$.
- When $\mathcal{D} \subset \mathbb{R}^3$, we have $\chi_{J^*} = X^3 - \text{Tr}(J^*)X^2 + a_1X - \det(J^*)$, where

$$a_1 = J_{11}^*J_{22}^* + J_{11}^*J_{33}^* + J_{22}^*J_{33}^* - J_{31}^*J_{13}^* - J_{32}^*J_{23}^* - J_{12}^*J_{21}^*.$$

y^* is LAS if $\text{Tr}(J^*) < 0$, $a_1 > 0$, $\det(J^*) < 0$ and $-\text{Tr}(J^*)a_1 + \det(J^*) > 0$.

Theorem 30. [Vidyasagar's Theorem [37, 14]]

Assume that the system can be written as

$$\begin{cases} \frac{dy_1}{dt} = f_1(y_1), \\ \frac{dy_2}{dt} = f_2(y_1, y_2) \end{cases} \quad (23)$$

with $(y_1, y_2) \in \mathbb{R}^{n_1} \times \mathbb{R}^{n_2}$. Let (y_1^, y_2^*) be an equilibrium point. If y_1^* is Globally Asymptotically Stable (GAS) in \mathbb{R}^{n_1} for the system $\frac{dy_1}{dt} = f_1(y_1)$, and if y_2^* is GAS in \mathbb{R}^{n_2} for the system $\frac{dy_2}{dt} = g(y_1^*, y_2)$, then (y_1^*, y_2^*) is (locally) asymptotically stable for system (23). Moreover, if all trajectories of (23) are forward bounded, then (y_1^*, y_2^*) is GAS for (23).*

Theorem 31. [Thikonov's Theorem [5]]

We consider the following systems of ODEs,

$$\begin{cases} \frac{dx}{dt} = f(t, x, y, \epsilon), & x(0) = x_0, \\ \epsilon \frac{dy}{dt} = g(t, x, y, \epsilon), & y(0) = y_0, \end{cases} \quad (24)$$

and the following assumptions:

1. **Assumption 1:** Assume that the functions f, g :

$$f : [0, T] \times \bar{\mathcal{U}} \times \mathcal{V} \times [0, \epsilon_0] \rightarrow \mathbb{R}^n,$$

$$g : [0, T] \times \bar{\mathcal{U}} \times \mathcal{V} \times [0, \epsilon_0] \rightarrow \mathbb{R}^m$$

are continuous and satisfy the Lipschitz condition with respect to the variables x and y in $[0, T] \times \bar{\mathcal{U}} \times \mathcal{V}$, where $\bar{\mathcal{U}}$ is a compact set in \mathbb{R}^n , \mathcal{V} is a bounded open set in \mathbb{R}^m and $T, \epsilon_0 > 0$.

2. **Assumption 2:** The corresponding degenerate system reads

$$\begin{cases} \frac{dx}{dt} = f(t, x, y, 0), & x(0) = x_0, \\ 0 = g(t, x, y, 0). \end{cases} \quad (25)$$

Assume that there exists a solution $y = \phi(t, x) \in \mathcal{V}$ of the second equation of (25), for $(t, x) \in [0, T] \times \bar{\mathcal{U}}$. The solution is such that

$$\phi \in \mathcal{C}^0([0, T] \times \bar{\mathcal{U}}; \mathcal{V})$$

and is isolated in $[0, T] \times \bar{\mathcal{U}}$.

3. **Assumption 3:** Consider the following auxiliary equation:

$$\frac{d\tilde{y}}{d\tau} = g(t, x, \tilde{y}, 0), \quad (26)$$

where t and x are treated as parameters.

Assume that the solution $\tilde{y}_0 := \phi(t, x)$ of equation (26) is asymptotically stable, uniformly with respect to $(t, x) \in [0, T] \times \bar{\mathcal{U}}$.

4. **Assumption 4:** Consider the reduced equation:

$$\frac{d\bar{x}}{dt} = f(t, \bar{x}, \phi(t, \bar{x}), 0), \quad \bar{x}(0) = x_0. \quad (27)$$

Assume that the function $(t, x) \mapsto f(t, x, \phi(t, x), 0)$ satisfies the Lipschitz condition with respect to x in $[0, T] \times \bar{\mathcal{U}}$. Assume moreover that there exists a unique solution \bar{x} of equation (27) such that

$$\bar{x}(t) \in \text{Int } \bar{\mathcal{U}}, \quad \forall t \in (0, T).$$

5. **Assumption 5:** We consider the equation (26) in the particular case $t = 0$ and $x = x_0$:

$$\frac{d\tilde{y}}{d\tau} = g(0, x_0, \tilde{y}, 0), \quad \tilde{y}(0) = y_0. \quad (28)$$

Assume that y_0 belongs to the region of attraction of the solution $y = \phi(0, x_0)$ of equation $g(0, x_0, \tilde{y}, 0) = 0$.

Let assumptions 1, 2, 3, 4, 5 be satisfied. There exists ϵ_0 such that for any $\epsilon \in (0, \epsilon_0]$ there exists a unique solution $(x_\epsilon(t), y_\epsilon(t))$ of problem (24) on $[0, T]$ and

$$\begin{cases} \lim_{\epsilon \rightarrow 0} x_\epsilon(t) = \bar{x}(t) & t \in [0, T], \\ \lim_{\epsilon \rightarrow 0} y_\epsilon(t) = \phi(t, \bar{x}(t)) := \bar{y}(t) & t \in (0, T] \end{cases} \quad (29)$$

where $\bar{x}(t)$ is the solution of problem (27).

We continue by defining the notions used in theorem 36

Definition 32. An open set $\mathcal{D} \in \mathbb{R}^n$ is said to be p-convex provided that for every $x, y \in \mathcal{D}$, with $x \leq y$, the line segment joining x and y belongs to \mathcal{D} .

Definition 33. [22] A square matrix $A \in M_n(\mathbb{R})$ is said reducible if for each nonempty proper subset I of $N = \{1, \dots, n\}$, there exists $i \in I$ and $j \in N \setminus I$ such that $A_{i,j} \neq 0$

Definition 34. [35] The system is said to be

- irreducible if the Jacobian matrix $\mathcal{J}(y)$ is irreducible.
- competitive if $\mathcal{J}(y)$ has non positive off-diagonal elements:

$$\frac{\partial f_i}{\partial y_j}(y) \leq 0, \quad i \neq j.$$

Theorem 35. [Theorem 6 of [3]]

Let the system (22) be monotone (and in particular competitive) and let $a, b \in \mathcal{D}$ such that $a < b$, $[a, b] \subset \mathcal{D}$ and $f(b) \leq \mathbf{0} \leq f(a)$. Then the system defines a positive dynamical system on $[a, b]$. Moreover, if $[a, b]$ contains a unique equilibrium then it is GAS on $[a, b]$.

Theorem 36. [Zhu and Smith's Theorem [45]] The following theorem holds true when $\mathcal{D} \subset \mathbb{R}^3$ and verifies the following assumption:

- \mathcal{D} is an open, p -convex subset of \mathbb{R}^3 ,
- \mathcal{D} contains a unique equilibrium point y^* and $\det(\mathcal{J}(y^*)) < 0$,
- f is analytic in \mathcal{D} ,
- the system is competitive and irreducible in \mathcal{D} ,
- the system is dissipative: For each $y_0 \in \mathcal{D}$, the positive semi-orbit through y_0 , $\phi^+(y_0)$ has a compact closure in \mathcal{D} . Moreover, there exists a compact subset \mathcal{B} of \mathcal{D} with the property that for each $y_0 \in \mathcal{D}$, there exists $T(y_0) > 0$ such that $y(t, y_0) \in \mathcal{B}$ for $t \geq T(y_0)$.

then either y^* is stable, or there exists at least one non-trivial orbitally asymptotically stable periodic orbit in \mathcal{D} .

B Preliminary Results

Proposition 37. Assuming $\beta < \beta^*$, the following inequality holds

$$\frac{\beta(1-\alpha)r_F}{\lambda_F} \left(1 - \frac{\mu_D - f_D}{\lambda_F m e(1-\alpha)K_F} \right) < 1$$

Proof. When $1 - \frac{\mu_D - f_D}{\lambda_F m e(1-\alpha)K_F} \leq 0$, the result is obvious. Assuming that $0 < 1 - \frac{\mu_D - f_D}{\lambda_F m e(1-\alpha)K_F}$, we have

$$\frac{\beta(1-\alpha)r_F}{\lambda_F} \left(1 - \frac{\mu_D - f_D}{\lambda_F m e(1-\alpha)K_F} \right) < \frac{4\mu_D - f_D}{\lambda_F m e(1-\alpha)K_F} \left(1 - \frac{\mu_D - f_D}{\lambda_F m e(1-\alpha)K_F} \right).$$

It is straightforward to show that $x(1-x) \leq \frac{1}{4}$ for $x \in \mathbb{R}$. Therefore,

$$\frac{\beta(1-\alpha)r_F}{\lambda_F} \left(1 - \frac{\mu_D - f_D}{\lambda_F m e(1-\alpha)K_F} \right) < 1.$$

□

B.1 Study of P_F

We define the following polynomial, used to prove propositions 8, 16 and 18

$$P_F(X) := X^2 \left(\frac{er_F}{K_F} \right) - X \left(e(1-\alpha)r_F + \frac{(\mu_D - f_D)r_F}{\lambda_F m K_F} + \frac{\mathcal{I}\beta r_F}{\lambda_F K_F} \right) + \left(\frac{(\mu_D - f_D)(1-\alpha)r_F}{\lambda_F m} - \mathcal{I} \left(1 - \frac{(1-\alpha)\beta r_F}{\lambda_F} \right) \right). \quad (30)$$

Proposition 38. *When $\beta < \beta^*$ and $\mathcal{I} > 0$, the following results are true:*

- $P_F((1-\alpha)K_F) = -\mathcal{I} < 0$.
- $P_F\left(\frac{\mu_D - f_D}{\lambda_F m e}\right) < 0$.
- $P_F\left((1-\alpha)K_F - \frac{K_F \lambda_F}{\beta r_F}\right) > 0$.
- P_F admits two real roots, $F_1^* \leq F_2^*$.
- If $\frac{(\mu_D - f_D)r_F}{\lambda_F m} \leq \mathcal{I} \left(1 - \frac{(1-\alpha)\beta r_F}{\lambda_F} \right)$, F_2^* is positive and F_1^* is non positive. If $\frac{(\mu_D - f_D)r_F}{\lambda_F m} > \mathcal{I} \left(1 - \frac{(1-\alpha)\beta r_F}{\lambda_F} \right)$, F_1^* and F_2^* are positive. Moreover, P_F is positive on $(-\infty, F_1^*)$, negative on (F_1^*, F_2^*) and positive on $(F_2^*, +\infty)$.
- From the precedent points, it follows that

$$(1-\alpha)K_F - \frac{K_F \lambda_F}{\beta r_F} \leq F_1^* \leq (1-\alpha)K_F, \frac{\mu_D - f_D}{\lambda_F m e} \leq F_2^*$$

Proof. We have:

$$\begin{aligned} P_F((1-\alpha)K_F) &= \left((1-\alpha)K_F \right)^2 \left(\frac{er_F}{K_F} \right) - (1-\alpha)K_F \left(e(1-\alpha)r_F + \frac{(\mu_D - f_D)r_F}{\lambda_F m K_F} + \frac{\mathcal{I}\beta r_F}{\lambda_F K_F} \right) + \\ &\quad \left(\frac{(\mu_D - f_D)(1-\alpha)r_F}{\lambda_F m} - \mathcal{I} \left(1 - \frac{(1-\alpha)\beta r_F}{\lambda_F} \right) \right), \\ &= (1-\alpha)^2 e K_F r_F - e(1-\alpha)^2 K_F r_F - \frac{(\mu_D - f_D)(1-\alpha)r_F}{\lambda_F m} - \frac{\mathcal{I}\beta(1-\alpha)r_F}{\lambda_F} + \\ &\quad \frac{(\mu_D - f_D)(1-\alpha)r_F}{\lambda_F m} - \mathcal{I} + \mathcal{I} \frac{(1-\alpha)\beta r_F}{\lambda_F}, \\ &= -\mathcal{I} < 0. \end{aligned}$$

Moreover,

$$\begin{aligned} P_F\left(\frac{\mu_D - f_D}{\lambda_F m e}\right) &= \left(\frac{\mu_D - f_D}{\lambda_F m e} \right)^2 \left(\frac{er_F}{K_F} \right) - \frac{\mu_D - f_D}{\lambda_F m e} \left(e(1-\alpha)r_F + \frac{(\mu_D - f_D)r_F}{\lambda_F m K_F} + \frac{\mathcal{I}\beta r_F}{\lambda_F K_F} \right) + \\ &\quad \left(\frac{(\mu_D - f_D)(1-\alpha)r_F}{\lambda_F m} - \mathcal{I} \left(1 - \frac{(1-\alpha)\beta r_F}{\lambda_F} \right) \right), \\ &= -\frac{(\mu_D - f_D)\mathcal{I}\beta r_F}{e\lambda_F^2 K_F} - \mathcal{I} + \frac{\mathcal{I}(1-\alpha)r_F\beta}{\lambda_F}, \\ &= -\mathcal{I} \left(1 - \frac{(1-\alpha)r_F\beta}{\lambda_F} + \frac{(\mu_D - f_D)\beta r_F}{e\lambda_F^2 K_F} \right), \\ &= -\mathcal{I} \left(1 - \frac{\beta(1-\alpha)r_F}{\lambda_F} \left(1 - \frac{(\mu_D - f_D)}{me\lambda_F(1-\alpha)K_F} \right) \right), \\ &< 0, \end{aligned}$$

thanks to proposition 37. We have:

$$\begin{aligned}
P_F\left((1-\alpha)K_F - \frac{K_F\lambda_F}{\beta r_F}\right) &= P_F\left((1-\alpha)K_F\right) + \left(\frac{K_F\lambda_F}{\beta r_F}\right)^2 \frac{er_F}{K_F} - 2(1-\alpha)K_F \frac{K_F\lambda_F}{\beta r_F} \frac{er_F}{K_F} + \\
&\quad \left(e(1-\alpha)r_F + \frac{(\mu_D - f_D)r_F}{\lambda_F m K_F} + \frac{\mathcal{I}\beta r_F}{\lambda_F K_F}\right) \frac{K_F\lambda_F}{\beta r_F}, \\
&= -\mathcal{I} + \frac{K_F\lambda_F^2}{\beta^2 r_F} - 2\frac{(1-\alpha)K_F\lambda_F e}{\beta} + \frac{(1-\alpha)K_F\lambda_F e}{\beta} + \frac{\mu_D - f_D}{\beta m} + \mathcal{I}, \\
&= \frac{K_F\lambda_F^2}{\beta^2 r_F} - \frac{(1-\alpha)K_F\lambda_F e}{\beta} + \frac{\mu_D - f_D}{\beta m}, \\
&= \frac{K_F\lambda_F^2}{\beta^2 r_F} \left(1 - \frac{\beta(1-\alpha)r_F}{\lambda_F} \left(1 - \frac{\mu_D - f_D}{me\lambda_F K_F(1-\alpha)}\right)\right), \\
&> 0,
\end{aligned}$$

using proposition 37.

To show the last point of the proposition, we start by computing the discriminant of P_F , Δ_F . We have:

$$\begin{aligned}
\Delta_F &= \left(e(1-\alpha)r_F + \frac{(\mu_D - f_D)r_F}{\lambda_F m K_F} + \frac{\mathcal{I}\beta r_F}{\lambda_F K_F}\right)^2 - 4\frac{er_F}{K_F} \left(\frac{(\mu_D - f_D)(1-\alpha)r_F}{\lambda_F m} - \mathcal{I}\left(1 - \frac{(1-\alpha)\beta r_F}{\lambda_F}\right)\right), \\
\Delta_F &= \left(e(1-\alpha)r_F - \frac{(\mu_D - f_D)r_F}{\lambda_F m K_F}\right)^2 + \frac{\mathcal{I}\beta r_F}{\lambda_F K_F} \left(\frac{\mathcal{I}\beta r_F}{\lambda_F K_F} + 2\frac{(\mu_D - f_D)r_F}{\lambda_F m K_F} + 2e(1-\alpha)r_F\right) + 4\frac{er_F}{K_F} \mathcal{I}\left(1 - \frac{(1-\alpha)\beta r_F}{\lambda_F}\right), \\
\Delta_F &> 0.
\end{aligned}$$

Therefore, P_F admits two real roots. Their sign depends on the sign of the constant coefficient. P_F admits:

- One non positive root F_1^* and one positive root F_2^* if

$$\frac{(\mu_D - f_D)(1-\alpha)r_F}{\lambda_F m} - \mathcal{I}\left(1 - \frac{(1-\alpha)\beta r_F}{\lambda_F}\right) \leq 0 \Leftrightarrow \frac{(\mu_D - f_D)r_F}{\lambda_F m} \leq \mathcal{I}\left(1 - \frac{(1-\alpha)\beta r_F}{\lambda_F}\right).$$

- Two positive roots $F_1^* \leq F_2^*$ if $\frac{(\mu_D - f_D)r_F}{\lambda_F m} > \mathcal{I}\left(1 - \frac{(1-\alpha)\beta r_F}{\lambda_F}\right)$.

They are given by:

$$F_i^* = \frac{K_F(1-\alpha)}{2} \left(1 \pm \frac{\sqrt{\Delta_F}}{e(1-\alpha)r_F}\right) + \frac{\mu_D - f_D}{2\lambda_F m e} + \frac{\mathcal{I}\beta}{2\lambda_F e}, \quad i = 1, 2.$$

□

B.2 Proof of Proposition 17

Proof. When $\beta = 0$, we have

$$\begin{aligned}
\Delta_{Stab, \mathcal{I}=\beta=0} &= \left(\mu_D - f_D + m_D + m_W + r_F \frac{F_W^*}{K_F}\right) \\
&\quad \times (\mu_D - f_D + m_D + m_W) - m_D e \lambda_F (K_F(1-\alpha) - F_W^*), \quad (31)
\end{aligned}$$

where $F_W^* = \frac{\mu_D - f_D}{\lambda_F m e}$. Therefore,

$$\Delta_{Stab, \mathcal{I}=\beta=0} > 0$$

$$\begin{aligned} &\Leftrightarrow \left(\mu_D - f_D + m_D + m_W + r_F \frac{\mu_D - f_D}{\lambda_F K_F m e} \right) \times (\mu_D - f_D + m_D + m_W) > \\ &\quad m_D e \lambda_F \left(K_F (1 - \alpha) - \frac{\mu_D - f_D}{\lambda_F m e} \right), \\ &\Leftrightarrow (\mu_D - f_D + m_D + m_W)^2 + r_F \frac{\mu_D - f_D}{\lambda_F K_F m e} \times (\mu_D - f_D + m_D + m_W) > \\ &\quad m_D e \lambda_F K_F (1 - \alpha) - (\mu_D - f_D) m_W, \\ &\Leftrightarrow \lambda_F (\mu_D - f_D + m_D + m_W)^2 + r_F \frac{\mu_D - f_D}{K_F m e} \times (\mu_D - f_D + m_D + m_W) > \\ &\quad m_D e \lambda_F^2 K_F (1 - \alpha) - \lambda_F (\mu_D - f_D) m_W, \\ &\Leftrightarrow 0 > \lambda_F^2 (1 - \alpha) K_F m_D e - \lambda_F \left((\mu_D - f_D + m_D + m_W)^2 + (\mu_D - f_D) m_W \right) - \\ &\quad \frac{r_F (\mu_D - f_D)}{K_F m e} (\mu_D - f_D + m_D + m_W). \end{aligned}$$

We define

$$\begin{aligned} P_{\Delta_{Stab, \mathcal{I}=\beta=0}}(X) &:= X^2 (1 - \alpha) K_F m_D e - X \left((\mu_D - f_D + m_D + m_W)^2 + (\mu_D - f_D) m_W \right) - \\ &\quad \frac{r_F (\mu_D - f_D) m_W}{K_F m_D e} (\mu_D - f_D + m_D + m_W), \end{aligned}$$

such that we have

$$\Delta_{Stab, \mathcal{I}=\beta=0} > 0 \Leftrightarrow P_{\Delta_{Stab, \mathcal{I}=\beta=0}}(\lambda_F) < 0. \quad (32)$$

$P_{\Delta_{Stab, \mathcal{I}=\beta=0}}$ has a positive dominant coefficient, and its other coefficients are negative. So, $P_{\Delta_{Stab, \mathcal{I}=\beta=0}}$ admits a unique positive root, noted λ_F^* , given by:

$$\begin{aligned} \lambda_F^* = & \frac{[m_W (\mu_D - f_D) + (\mu_D - f_D + m_D + m_W)^2] \left(1 + \sqrt{1 + 4 \frac{(1 - \alpha) m_W r_F (\mu_D - f_D) (\mu_D - f_D + m_D + m_W)}{[m_W (\mu_D - f_D) + (\mu_D - f_D + m_D + m_W)^2]^2}} \right)}{2 e m_D (1 - \alpha) K_F}. \end{aligned} \quad (33)$$

Moreover, $P_{\Delta_{Stab, \mathcal{I}=\beta=0}}$ is negative on $[0, \lambda_F^*)$ and positive on $(\lambda_F^*, +\infty)$. Using (32), we obtain that $EE_{\mathcal{I}=\beta=0}^{HF_W}$ is asymptotically stable if $\lambda_F < \lambda_F^*$. \square

B.3 Proof of Global Stability of EE^h For System (20)

In this section we proof that EE^h is GAS for system (20) using the Vidyasagar's theorem (see theorem 30, page 36). We note $y_1 = (h_D, h_W)$, $y_2 = f_W$ and g_1, g_2 the corresponding right hand side of system (20).

- We have that $y_1^* = \left(\frac{\mathcal{I}}{\mu_D - f_D}, -m \frac{\mathcal{I}}{\mu_D - f_D} \right)$ is LAS for system $\frac{dy_1}{dt} = g_1(y_1)$. Indeed, the characteristic polynomial of the Jacobian of g_1 at y_1^* is $X^2 - X(f_D - \mu_D - m_D - m_W) + (\mu_D - f_D) m_W$, and its roots have a negative real parts.

The function $B(h_D, h_W) = \frac{1}{h_W h_D}$ is a Dulac's function for system $\frac{dy_1}{dt} = g_1(y_1)$. Hence, this system does not admit a closed orbit such that periodic solutions, homoclinic or heteroclinic loop.

Therefore, according to the Poincaré-Bendixson's theorem, y_1^* is GAS for $\frac{dy_1}{dt} = g_1(y_1)$.

- Since $\mathcal{N}_{T>0} \leq 1$, we have $g_2(y_1^*, y_2) \geq 0$ and therefore $y_2^* = 0$ is GAS for $\frac{dy_2}{dt} = g_2(y_1^*, y_2)$.
- The region Ω_{eq} is an invariant set for system (20), and it is compact. Therefore, all the trajectories with initial condition in Ω_{eq} are bounded.

All the assumptions of the Vidyasagar's theorem hold true, and therefore EE^h is GAS for system (20).