

Multimodal axion emissions from Abelian-Higgs cosmic strings

Naoya Kitajima^{1,2} and Michiru Uwabo-Niibo³

¹*Frontier Research Institute for Interdisciplinary Sciences, Tohoku University,
6-3 Azaaoba, Aramaki, Aoba-ku, Sendai 980-8578, Japan*

²*Department of Physics, Tohoku University,
6-3 Azaaoba, Aramaki, Aoba-ku, Sendai 980-8578, Japan*

³*Cosmology, Gravity, and Astroparticle Physics Group, Center for Theoretical Physics of the Universe,
Institute for Basic Science (IBS), Daejeon*

We show that axions can be produced from Abelian-Higgs cosmic strings due to the axion-gauge coupling. The strong magnetic field is confined in the string, and the electric field is induced around the moving string, allowing axion productions from the dynamics of cosmic strings. Our numerical analysis on the string collision shows that a sizable number of axions can be produced at the reconnection, and further emissions occur from moving kinks afterward. Furthermore, the simulation on the string network shows multimodal axion emissions in the sense that axions are produced in both the low-energy and high-energy regimes. The former can contribute to the cold dark matter and the latter can be regarded as dark radiation. We found that the axion with sub-GeV mass can explain the current relic dark matter abundance and simultaneously predicts a sizable amount of dark radiation which can be probed by future observations.

Introduction.— The axion is a hypothetical pseudoscalar field originally motivated by the strong CP problem in the Standard Model (SM) of particle physics [1–4]. Beyond this motivation, many extensions of SM, including certain classes of string theory [5–7], naturally predict the existence of axions. The axion can be produced in the early universe through the misalignment mechanism [8–10], and decay of topological defects such as cosmic (global) strings and domain walls [11, 12]. For reviews, see Refs. [13–17].

The cosmic string is a line-like topological defect associated with spontaneous breaking of U(1) gauge/global symmetry [18, 19]. After the symmetry breaking, the cosmic strings form a network, and it evolves following the scaling regime [20–24]. The network loses its energy by the copious production of loops, and the loop decays with the emission of gravitational waves (GW) or light particles [25–28]. In particular, the local string loses its energy mainly through GW emissions¹. Then, the stochastic GW background from cosmic strings has a characteristic scale-invariant feature in its spectrum and it can be tested by GW observatories [32–34].

Specifically, spontaneous breaking of the Peccei-Quinn (PQ) global U(1) symmetry leads to the formation of axion strings. The network of axion strings evolves with the emission of axions [11, 27, 28], and thus the axion string can be a primary source of relic dark matter axions in the post-inflationary PQ breaking scenario [35–50]. The spectrum of axions produced from these strings remains the focus of intensive investigation, as the cosmological role of the emitted particles depends on their

momenta: relativistic axions would contribute to dark radiation, while non-relativistic axions could account for the dark matter observed in the present universe. Typically, axion strings emit low-energy axions that become non-relativistic.

Axions can be produced through their coupling to gauge fields, typically arising via anomalies. Indeed, the axion-SM photon coupling enables us to probe the axion by experiments, such as the solar axion search, the light shining through wall experiment and the cavity search [51, 52], all of which have put the stringent bounds on the couplings. See Ref. [53] for a review.

In this paper, we show a novel production mechanism of the axion from the network of local cosmic strings based on the Abelian-Higgs model. If the axion couples to the (hidden) U(1) gauge field, the dynamics of the string network can source axion particles. Inside the string core, the U(1) symmetry is locally restored, where the magnetic field (\mathbf{B}) is trapped to stabilize the scalar configuration. Then, the motion of the string generates the electric field (\mathbf{E}) perpendicular to the string, and the oscillation or collision of strings can create regions where $\mathbf{E} \cdot \mathbf{B} \neq 0$, producing the axions. We show that the emission of axions from the network of Abelian-Higgs strings is *multimodal*, in the sense that the axion is produced in both the low-energy and high-energy regimes. Therefore, it provides both the cold dark matter and dark radiation simultaneously, which can explain the present relic dark matter abundance and can be tested by the measurement of the effective number of neutrinos.

Model.— Let us consider the Abelian-Higgs model with an axion coupled to the gauge field [54–56]. The

¹ If the mass of the gauge field is smaller than that of the scalar field, the dark photon emission is allowed, and accordingly, the GW emission is suppressed [29–31].

Lagrangian is given by

$$\mathcal{L} = -(D_\mu \Phi)^* D^\mu \Phi - V(\Phi) - \frac{1}{2} \partial_\mu \chi \partial^\mu \chi - V(\chi) - \frac{1}{4} F_{\mu\nu} F^{\mu\nu} - \frac{g_{a\gamma'}}{4} \chi F_{\mu\nu} \tilde{F}^{\mu\nu}, \quad (1)$$

where Φ is the (dark) Higgs field, χ is the axion field, $F_{\mu\nu} = \partial_\mu A_\nu - \partial_\nu A_\mu$ is the field strength tensor for the U(1) gauge fields, $\tilde{F}^{\mu\nu} = \epsilon^{\mu\nu\rho\sigma} F_{\rho\sigma} / (2\sqrt{-g})$ is its dual, $D_\mu = \partial_\mu - ieA_\mu$ is the gauge covariant derivative with e the gauge coupling constant, and $g_{a\gamma'}$ is the axion-gauge coupling which has inverse mass dimension. Specifically, we consider the following potential for the Higgs field,

$$V(\Phi) = \frac{\lambda}{4} (|\Phi|^2 - v^2)^2, \quad (2)$$

and we assume that the axion is massless in the subsequent discussion, until we discuss the axion dark matter abundance.

In the flat Friedmann-Lemaître-Robertson-Walker (FLRW) spacetime, the equations of motion for the Higgs, the gauge field, and the axion can be derived as follows,

$$\ddot{\Phi} + 3H\dot{\Phi} - \frac{1}{a^2} D_i D_i \Phi + \frac{\partial V}{\partial \Phi^*} = 0, \quad (3)$$

$$\ddot{A}_i + H\dot{A}_i - \frac{1}{a^2} (\nabla^2 A_i - \partial_i \partial_j A_j) - 2e \text{Im}(\Phi^* D_i \Phi) = 0, \quad (4)$$

$$\ddot{\chi} + 3H\dot{\chi} - \frac{1}{a^2} \nabla^2 \chi + \frac{\partial V}{\partial \chi} = \frac{1}{a^3} g_{a\gamma'} \mathbf{E} \cdot \mathbf{B}, \quad (5)$$

together with the constraint equation,

$$\partial_i \dot{A}_i - 2ea^2 \text{Im}(\Phi^* \dot{\Phi}) = 0, \quad (6)$$

where a is the scale factor, H is the Hubble parameter, $E_i = F_{0i}$ and $B_i = \epsilon_{ijk} F_{jk} / 2$ are the electric and magnetic fields respectively, the overdot represents the derivative with respect to the cosmic time, t , and we impose the temporal gauge $A_0 = 0$.

In the situation of our interest, the axion is emitted but it does not backreact to the gauge field. This assumption is valid if the axion is absent initially, and the axion-gauge coupling is small, i.e. $g_{a\gamma'} v \leq \mathcal{O}(1)$. Then, we neglect the axion term in the equation of motion and the constraint equation of the gauge field. If the axion potential is quadratic (or zero), the axion-gauge coupling can be absorbed by the redefinition of the axion field ($\chi \rightarrow \chi/g_{a\gamma'}$). Thus, we set $g_{a\gamma'} = v^{-1}$ in our numerical analysis. In addition, we set $\lambda = 2e^2$ throughout the paper. This corresponds to the so-called Bogomol'ny-Prasad-Sommerfeld (BPS) limit, in which there is no interaction between aligned strings.

Numerical analysis.— We have performed numerical lattice simulations to solve Eqs. (3)-(5). Those equations




FIG. 1. Snapshots of the collision and reconnection of two straight strings (red) and the emitted axions (cyan). Time evolves from left to right.

are discretized with the lattice gauge formulation [57], in which the constraint (6) is automatically satisfied at each step. The spatial derivative is discretized with the second order precision and field variables are updated with time using the second order leap-frog method.

First, we focus on colliding two strings with a right angle in the Minkowski background, as illustrated in Fig. 1. As the initial condition, we prepare two strings, given by the Abrikosov-Nielsen-Olesen vortex solution [19], separated by $d = 16/v$. Then, we perform Lorentz boost so that two strings approach each other with the velocity $v_{\text{str}} = 0.5$ [58] (see also [59, 60]). In this simulation, the number of grids and the boxsize are $N^3 = 512^3$ and $L = 64/v$ respectively, and we impose the moving-string boundary condition [60].

Three panels in Fig. 1 show snapshots of the axion emission (cyan) from the collision and reconnection of two strings (red). The intensity of the cyan color corresponds to the local number density of axions. The panels show the field configuration at three different times: the initial setup (left), the moment of collision (middle), and the post-collision stage (right). Remarkably, the axion emission is not restricted to the collision point at the center (middle panel), but also arises from kinks formed after the reconnection (right panel).

Figure 2 shows the time evolution of the spectrum of the number density of emitted axions, n_a . At the early stage of the simulation, a broad peak with a small amplitude ($\sim 10^{-9}$) appears around $k/v \sim 5$. This is because there exists a small but finite magnetic field outside the string core. As the two strings approach, the region with nonzero $\mathbf{E} \cdot \mathbf{B}$ is developed even before the actual collision. Then the spectral peak gradually shifts towards lower momenta with an increase in its amplitude. At the moment of collision, the produced axion has a characteristic momentum corresponding to the string width, $k/v \sim 1$.

After the collision, a low-momentum tail develops rapidly, smearing and broadening the spectrum at late times. This component originates from the axion emitted by moving kinks, as seen in the right panel of Fig. 1. The kink-induced spectrum widely extends over $R^{-1} < k < v$ with R being the curvature radius of the kinks. As shown

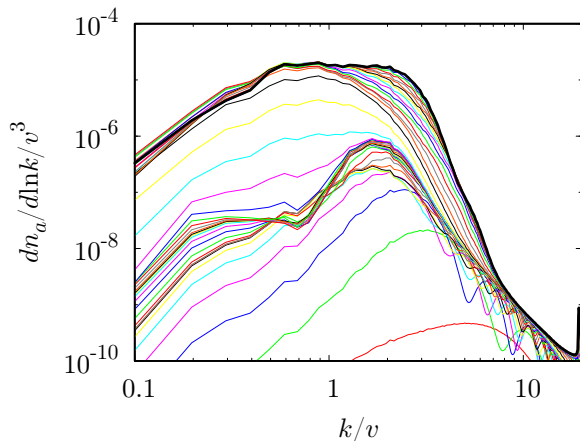


FIG. 2. Time evolution of the number density spectrum of the axion emitted from the two string collision. Time evolves from bottom to top with the interval $\Delta t = 0.63v^{-1}$.

in Fig. 2, this contribution eventually dominates over the collision-induced peak, since the kink-induced emission proceeds persistently, whereas the collision-induced emission occurs intermittently at the moment of collision.

The change of the intersection angle may suppress the amount of axion produced. The change of the initial string velocity may also alter the production efficiency. The systematic study of these dependence is left for future work.

Next, let us focus on the evolution of the string network in the radiation-dominated universe. Here, the number of grid points and the initial boxsize are $N^3 = 8192^3$ and $L = 128/v$ respectively. The conformal time, τ , is adopted as a time variable. The initial conformal time is $\tau_i = 1/v$ and the scale factor is normalized as $a(\tau_i) = 1$. We terminate the simulation once the lattice spacing exceeds the string width, at which point the string configuration can no longer be reliably resolved. We set the initial value of the Higgs field on the vacuum manifold, $|\Phi| = v$, with a randomly chosen phase at each lattice site. Other field contents are set as zero. The simulation starts with the pre-evolution (relaxation) phase for $\Delta\tau = 2/v$, in which we turn off the axion-gauge coupling, because the large gradient energy by the artificial initial configuration may contaminate the signal. Then, we start the main evolution phase by turning on the coupling, allowing the axion emission from the string network. We have confirmed that the result is not sensitive to the duration of this pre-evolution phase. The network enters the scaling regime around $\tau \sim 10/v$.

Figure 3 shows the time evolution of the spectrum of comoving number density of the axion. It is observed that the spectrum broadens as time progresses. This behavior likely reflects the continuous production of axions from the string network, resulting in a growth of the number density that surpasses the effect of cosmic dilution.

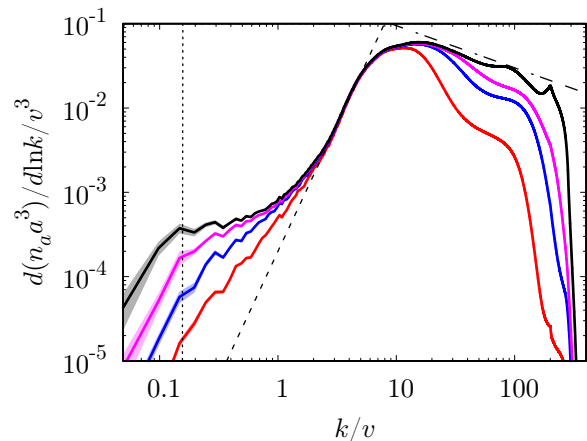


FIG. 3. Spectrum of the comoving number density of emitted axions in terms of the comoving wave number, k . Red, blue, magenta, black curves correspond respectively to the spectrum at $v\tau = 15, 25, 35, 64$. The solid line and shaded region show the mean value and $1-\sigma$ error from 8 independent simulations with different initial conditions. The dashed and dash-dotted lines show the power-law fitting proportional k^3 and $k^{-0.5}$ respectively. The vertical dotted line corresponds to $k/a = 10H$ at $v\tau = 64$.

In particular, the spectrum exhibits enhancements in both the ultraviolet (UV) ($k \gtrsim 10v$) and infrared (IR) regions ($k \lesssim v$), implying the multimodal emissions of high-energy and low-energy axions. The UV part of the spectrum is primarily induced by string collisions.² Axions are emitted at a comoving momentum corresponding to the string width, through collisions and kinks formed after reconnections. Since the corresponding $k_{UV} \sim av$ increases with time, the spectrum is gradually extended to higher- k modes. Peaks around $k \gtrsim 100v$ are due to the numerical artifact. The spectrum has a positive slope proportional to k^3 for $1 \lesssim k/v \lesssim 10$ due to the causality. The IR region ($k \lesssim v$) can be explained by the particle production from decaying loops as in the case with the (near-)global string [29, 30, 39] and the semilocal string [61].

Dark matter and dark radiation.— The broad spectrum of the axion emitted from the string network suggests a potential contribution to both dark matter (DM) and dark radiation (DR). Here we provide a semi-analytical estimate of the contribution to DM and DR. For this purpose, we decompose the spectrum into two parts, corresponding to the IR and UV regimes as mentioned above.

Let us first consider the DM axion from the IR regime. The network of long strings loses its energy by chopping off sub-horizon scale loops, and the loop decays through

² Production of the massive gauge field is suppressed although it is kinematically allowed [30].

the emission of particles and GWs. We assume that the axions are emitted by such loops. Then, the energy density of the emitted axion can be expressed by some fraction of that of the string network, $\rho_a = f\rho_{\text{str}} \propto H^2$, with f a numerical factor smaller than unity. On the other hand, a typical energy of the emitted axion is $\bar{E}_a \sim O(10)H$, corresponding to the IR peak of the spectrum in Fig. 3. Then the number density of the emitted axion evolves as $n_a \sim \rho_a/\bar{E}_a \propto H$ (see also [29, 30, 39, 61]). Denoting $n_a = \epsilon v^2 H$, with ϵ a numerical coefficient, ϵ reflects the emission efficiency of the axion from loops, incorporating the geometrical suppression of the source term $\mathbf{E} \cdot \mathbf{B}$. From the numerical result, namely $n_a a^3 \simeq 4 \times 10^{-4} v^3$ at $v\tau = a = 64$ (see Fig. 3), we obtain $\epsilon \simeq 6 \times 10^{-6} (g_{a\gamma'} v)^2$, where the $g_{a\gamma'}$ -dependence is revived. Note that $\epsilon \sim O(1)$ in [61].

Assuming that the axion acquires the mass, m_a , the production of IR-axions stops when the Hubble parameter becomes comparable to the axion mass [29, 30] and the abundance of the IR-axion is fixed at that time. Then, the DM axion abundance is estimated as follows,

$$\Omega_a^{(\text{DM})} h^2 \simeq 0.019 (g_{a\gamma'} v)^2 \left(\frac{g_{* \text{SM}}}{g_{* s}(T_1)} \right) \left(\frac{g_*(T_1)}{g_{* \text{SM}}} \right)^{\frac{3}{4}} \times \left(\frac{m_a}{1 \text{ eV}} \right)^{\frac{1}{2}} \left(\frac{v}{10^{14} \text{ GeV}} \right)^2, \quad (7)$$

where T_1 is the cosmic temperature at $H = m_a$, $g_*(g_{*s})$ denotes the effective relativistic degrees of freedom for the background energy (entropy) density and $g_{* \text{SM}} = 106.75$ as a reference value.

Fig. 4 presents the contours of $\Omega_a^{(\text{DM})} h^2 = \Omega_{\text{DM}} h^2 \simeq 0.12$ [62], above which the axion DM is overproduced. The gray-shaded region and the green horizontal lines represent the constraints from the GW observation, $v \leq 10^{14} \text{ GeV}$ [63], and the DR abundance (see below) respectively. This result shows that low-energy axions with mass $\gtrsim 0.1 \text{ GeV}$ produced from the Abelian-Higgs string network can explain the relic DM abundance. This is a novel and viable mechanism for the axion DM production.

Next, let us consider the DR axion from the UV regime. The time evolution of the spectrum in Fig. 3 indicates a clear tendency to extend to the high- k direction. Then, we postulate that the spectrum takes the following form,

$$\frac{d(n_a^{(\text{DR})} a^3)}{d \ln k} = A (g_{a\gamma'} v)^2 v^3 \left(\frac{k}{k_*} \right)^\alpha \quad \text{for } k_* < k < k_{\text{UV}}, \quad (8)$$

where k_* denotes the peak wave number, A and α are numerical constants, and k_{UV} is the ultraviolet cutoff scale corresponding to the string width, that is, $k_{\text{UV}}/a \sim v$. The energy density of the relativistic axion can be calculated by integrating the spectrum over $k_* < k < k_{\text{UV}}$,

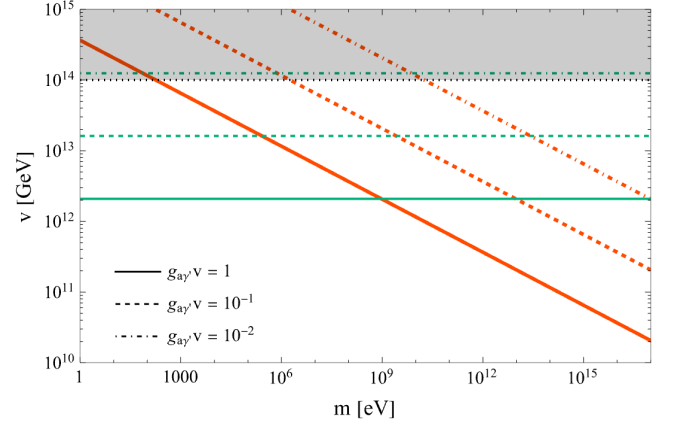


FIG. 4. Contour of $\Omega_a^{(\text{DM})} = \Omega_{\text{DM}}$ are shown in red for $g_{a\gamma'} v = 1$ (solid), $g_{a\gamma'} v = 10^{-1}$ (dashed) and $g_{a\gamma'} v = 10^{-2}$ (dot-dashed), respectively. The green horizontal lines show the corresponding DR constraints $\Delta N_{\text{eff}} \leq 1$ at $z = 1100$ with $A = 0.06$, $\alpha = -0.5$ and $k_* = 10v$. The gray-shaded region denotes the constraint from the GW observation.

which leads to

$$\rho_a^{(\text{DR})} = \frac{1}{a^3} \int_{k_*}^{k_{\text{UV}}} d \ln k \frac{k}{a} \frac{d(n_a^{(\text{DR})} a^3)}{d \ln k} \approx \frac{A (g_{a\gamma'} v)^2 a^{\alpha-3} v^4}{(k_*/v)^\alpha (1+\alpha)}, \quad (9)$$

where we assume $\alpha > -1$ and $k_{\text{UV}} \gg k_*$, and thus ignored the contribution from the lower limit of the integral. Therefore, the contribution to the effective number of extra neutrinos, $\Delta N_{\text{eff}} = c_{\text{eff}} \rho_a^{(\text{DR})} / \rho_\gamma$, is

$$\Delta N_{\text{eff}} \simeq 2.9 \times 10^{13+24.9\alpha} \frac{c_{\text{eff}} A (g_{a\gamma'} v)^2}{(k_*/v)^\alpha (1+\alpha)} \times \left(\frac{1 \text{ eV}}{T} \right)^{1+\alpha} \left(\frac{v}{10^{13} \text{ GeV}} \right)^{\frac{5+\alpha}{2}}, \quad (10)$$

where $\rho_\gamma = \pi^2 T^4/15$ is the photon energy density and $c_{\text{eff}}^{-1} = (7/8) \times (4/11)^{4/3}$. Our numerical result reads $k_* \simeq 10v$, $A \simeq 0.06$, and $\alpha \simeq -0.5$.

Figure 5 shows ΔN_{eff} at the redshift $z = 1100$ for different values of the coupling ($g_{a\gamma'} v$) with 10 % uncertainty in the tilt-parameter α . This figure illustrates that axions produced by the Abelian-Higgs string network could potentially be probed through the DR search by the Cosmic Microwave Background or Large Scale Structure observations [64–66].

Discussion.— We have shown a novel mechanism of axion production from Abelian-Higgs cosmic strings, arising from the coupling with the $U(1)$ gauge field. Our simulations demonstrate that axions can be efficiently produced from cosmic string collisions, and we further investigated the axion emission from the string network.

We found that the spectrum of the axion emitted from the network exhibits enhancements in both IR and

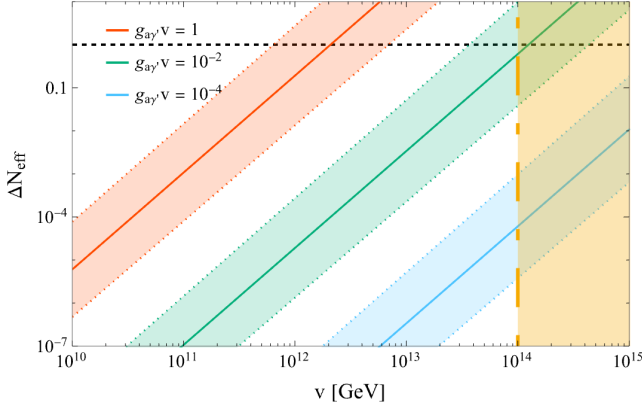


FIG. 5. Dependence of ΔN_{eff} on the symmetry-breaking scale v at the CMB epoch ($z = 1100$). The cases $g_{a\gamma'v} = 1, 10^{-2}, 10^{-4}$ are shown in red, green, and blue, respectively. The black dashed line indicates $\Delta N_{\text{eff}} = 1$ for reference. The yellow shaded region, bounded by the dot-dashed line, is excluded by GW observations. $A = 0.06$, $\alpha = -0.5$, and $k_* = 10v$ are adopted with shaded bands illustrating 10% uncertainty in α .

UV regions, and such a broad spectrum suggests sizable contributions to both DM and DR. By extrapolating the numerical result, we estimated those contributions semi-analytically and concluded that the Abelian-Higgs string network can produce a sufficient amount of axion DM, which can explain the present DM relic abundance. At the same time, the scenario predicts a sizable amount of DR, which can be probed through Cosmic Microwave Background observations. Current cosmological constraints require the sub-GeV or heavier axion mass, which could potentially be probed by γ -ray telescopes [67]. More precise and longer simulations with more grid points and larger boxsizes are required for further investigation.

Our numerical results imply that axions are produced by string loops. In other words, it provides a new decay channel of the string loop, which potentially suppresses the GW emissivity and thus significantly changes the resultant GW spectrum. Moreover, our simulation neglected the backreaction of axion production on the string dynamics. Such effects, particularly relevant for $g_{a\gamma'v} \gtrsim 1$, can significantly modify the string network evolution. We leave a detailed study on these issues for future work.

ACKNOWLEDGMENTS

We thank Fuminobu Takahashi for useful comments. This work used computational resources of Fugaku supercomputer, provided by RIKEN Center for Computational Sciences, through the HPCI System Research Project (Project ID: hp250177). The work of M.U. is

supported by JSPS Grant-in-Aid for Research Fellows Grant No.24KJ1118 and by IBS under the project code, IBS-R018-D3.

-
- [1] R. D. Peccei and H. R. Quinn, Phys. Rev. Lett. **38**, 1440 (1977).
 - [2] R. D. Peccei and H. R. Quinn, Phys. Rev. **D16**, 1791 (1977).
 - [3] S. Weinberg, Phys. Rev. Lett. **40**, 223 (1978).
 - [4] F. Wilczek, Phys. Rev. Lett. **40**, 279 (1978).
 - [5] P. Svrcek and E. Witten, JHEP **06**, 051 (2006), arXiv:hep-th/0605206.
 - [6] A. Arvanitaki, S. Dimopoulos, S. Dubovsky, N. Kaloper, and J. March-Russell, Phys. Rev. D **81**, 123530 (2010), arXiv:0905.4720 [hep-th].
 - [7] M. Cicoli, M. Goodsell, and A. Ringwald, JHEP **10**, 146 (2012), arXiv:1206.0819 [hep-th].
 - [8] J. Preskill, M. B. Wise, and F. Wilczek, Phys. Lett. B **120**, 127 (1983).
 - [9] L. F. Abbott and P. Sikivie, Phys. Lett. B **120**, 133 (1983).
 - [10] M. Dine and W. Fischler, Phys. Lett. B **120**, 137 (1983).
 - [11] R. L. Davis, Phys. Lett. B **180**, 225 (1986).
 - [12] D. H. Lyth, Phys. Lett. B **275**, 279 (1992).
 - [13] M. Kawasaki and K. Nakayama, Ann. Rev. Nucl. Part. Sci. **63**, 69 (2013), arXiv:1301.1123 [hep-ph].
 - [14] D. J. E. Marsh, Phys. Rept. **643**, 1 (2016), arXiv:1510.07633 [astro-ph.CO].
 - [15] L. Di Luzio, M. Giannotti, E. Nardi, and L. Visinelli, Phys. Rept. **870**, 1 (2020), arXiv:2003.01100 [hep-ph].
 - [16] K. Choi, S. H. Im, and C. Sub Shin, Ann. Rev. Nucl. Part. Sci. **71**, 225 (2021), arXiv:2012.05029 [hep-ph].
 - [17] C. A. J. O'Hare, PoS **COSMICWISPs**, 040 (2024), arXiv:2403.17697 [hep-ph].
 - [18] T. W. B. Kibble, J. Phys. A **9**, 1387 (1976).
 - [19] A. Vilenkin and E. P. S. Shellard, *Cosmic Strings and Other Topological Defects* (Cambridge University Press, 2000).
 - [20] T. W. B. Kibble, Nucl. Phys. B **252**, 227 (1985), [Erratum: Nucl.Phys.B 261, 750 (1985)].
 - [21] D. P. Bennett, Phys. Rev. D **33**, 872 (1986), [Erratum: Phys.Rev.D 34, 3932 (1986)].
 - [22] D. P. Bennett, Phys. Rev. D **34**, 3592 (1986).
 - [23] D. P. Bennett and F. R. Bouchet, Phys. Rev. D **41**, 2408 (1990).
 - [24] B. Allen and E. P. S. Shellard, Phys. Rev. Lett. **64**, 119 (1990).
 - [25] A. Vilenkin, Phys. Lett. B **107**, 47 (1981).
 - [26] T. Vachaspati and A. Vilenkin, Phys. Rev. D **31**, 3052 (1985).
 - [27] A. Vilenkin and T. Vachaspati, Phys. Rev. D **35**, 1138 (1987).
 - [28] D. Garfinkle and T. Vachaspati, Phys. Rev. D **36**, 2229 (1987).
 - [29] A. J. Long and L.-T. Wang, Phys. Rev. D **99**, 063529 (2019), arXiv:1901.03312 [hep-ph].
 - [30] N. Kitajima and K. Nakayama, JHEP **08**, 068 (2023), arXiv:2212.13573 [hep-ph].
 - [31] N. Kitajima and K. Nakayama, Phys. Lett. B **846**, 138213 (2023), arXiv:2306.17390 [hep-ph].

- [32] Y. Cui, M. Lewicki, D. E. Morrissey, and J. D. Wells, Phys. Rev. D **97**, 123505 (2018), arXiv:1711.03104 [hep-ph].
- [33] C. Caprini and D. G. Figueroa, Class. Quant. Grav. **35**, 163001 (2018), arXiv:1801.04268 [astro-ph.CO].
- [34] P. Auclair *et al.*, JCAP **04**, 034 (2020), arXiv:1909.00819 [astro-ph.CO].
- [35] M. Yamaguchi, M. Kawasaki, and J. Yokoyama, Phys. Rev. Lett. **82**, 4578 (1999), arXiv:hep-ph/9811311.
- [36] C. Hagmann, S. Chang, and P. Sikivie, Phys. Rev. D **63**, 125018 (2001), arXiv:hep-ph/0012361.
- [37] T. Hiramatsu, M. Kawasaki, T. Sekiguchi, M. Yamaguchi, and J. Yokoyama, Phys. Rev. D **83**, 123531 (2011), arXiv:1012.5502 [hep-ph].
- [38] L. Fleury and G. D. Moore, JCAP **01**, 004 (2016), arXiv:1509.00026 [hep-ph].
- [39] M. Gorghetto, E. Hardy, and G. Villadoro, JHEP **07**, 151 (2018), arXiv:1806.04677 [hep-ph].
- [40] M. Kawasaki, T. Sekiguchi, M. Yamaguchi, and J. Yokoyama, PTEP **2018**, 091E01 (2018), arXiv:1806.05566 [hep-ph].
- [41] C. J. A. P. Martins, Phys. Lett. B **788**, 147 (2019), arXiv:1811.12678 [astro-ph.CO].
- [42] M. Buschmann, J. W. Foster, and B. R. Safdi, Phys. Rev. Lett. **124**, 161103 (2020), arXiv:1906.00967 [astro-ph.CO].
- [43] M. Hindmarsh, J. Lizarraga, A. Lopez-Eiguren, and J. Urrestilla, Phys. Rev. Lett. **124**, 021301 (2020), arXiv:1908.03522 [astro-ph.CO].
- [44] M. Gorghetto, E. Hardy, and G. Villadoro, SciPost Phys. **10**, 050 (2021), arXiv:2007.04990 [hep-ph].
- [45] M. Hindmarsh, J. Lizarraga, A. Lopez-Eiguren, and J. Urrestilla, Phys. Rev. D **103**, 103534 (2021), arXiv:2102.07723 [astro-ph.CO].
- [46] M. Buschmann, J. W. Foster, A. Hook, A. Peterson, D. E. Willcox, W. Zhang, and B. R. Safdi, Nature Commun. **13**, 1049 (2022), arXiv:2108.05368 [hep-ph].
- [47] J. N. Benabou, M. Buschmann, J. W. Foster, and B. R. Safdi, Phys. Rev. Lett. **134**, 241003 (2025), arXiv:2412.08699 [hep-ph].
- [48] K. Saikawa, J. Redondo, A. Vaquero, and M. Kaltschmidt, JCAP **10**, 043 (2024), arXiv:2401.17253 [hep-ph].
- [49] H. Kim and M. Son, JHEP **07**, 052 (2025), arXiv:2411.08455 [hep-ph].
- [50] J. Correia, M. Hindmarsh, J. Lizarraga, A. Lopez-Eiguren, K. Rummukainen, and J. Urrestilla, Phys. Rev. D **111**, 063532 (2025), arXiv:2410.18064 [hep-ph].
- [51] P. Sikivie, Phys. Rev. Lett. **51**, 1415 (1983), [Erratum: Phys.Rev.Lett. 52, 695 (1984)].
- [52] P. Sikivie, Phys. Rev. D **32**, 2988 (1985), [Erratum: Phys.Rev.D 36, 974 (1987)].
- [53] I. G. Irastorza and J. Redondo, Prog. Part. Nucl. Phys. **102**, 89 (2018), arXiv:1801.08127 [hep-ph].
- [54] N. Kitajima, S. Nakagawa, and F. Takahashi, Phys. Rev. D **105**, 103011 (2022), arXiv:2111.06696 [hep-ph].
- [55] S. Nakagawa, F. Takahashi, and W. Yin, Phys. Rev. D **107**, 063016 (2023), arXiv:2209.01107 [astro-ph.CO].
- [56] N. Kitajima and S. Nakagawa, (2025), arXiv:2507.16720 [hep-ph].
- [57] K. J. M. Moriarty, E. Myers, and C. Rebbi, Phys. Lett. B **207**, 411 (1988).
- [58] E. P. S. Shellard, Nucl. Phys. B **283**, 624 (1987).
- [59] D. Matsunami, L. Pogosian, A. Saurabh, and T. Vachaspati, Phys. Rev. Lett. **122**, 201301 (2019), arXiv:1903.05102 [hep-ph].
- [60] T. Hiramatsu, M. Lilley, and D. Yamauchi, JCAP **06**, 030 (2024), arXiv:2312.16091 [hep-ph].
- [61] Y. Kanda and N. Kitajima, (2025), arXiv:2510.07894 [hep-ph].
- [62] M. Tristram *et al.*, Astron. Astrophys. **682**, A37 (2024), arXiv:2309.10034 [astro-ph.CO].
- [63] D. G. Figueroa, M. Pieroni, A. Ricciardone, and P. Simakachorn, Phys. Rev. Lett. **132**, 171002 (2024), arXiv:2307.02399 [astro-ph.CO].
- [64] N. Aghanim *et al.* (Planck), Astron. Astrophys. **641**, A6 (2020), [Erratum: Astron.Astrophys. 652, C4 (2021)], arXiv:1807.06209 [astro-ph.CO].
- [65] S. Roy Choudhury and T. Okumura, Astrophys. J. Lett. **976**, L11 (2024), arXiv:2409.13022 [astro-ph.CO].
- [66] G. Rossi, C. Yèche, N. Palanque-Delabrouille, and J. Lesgourgues, Phys. Rev. D **92**, 063505 (2015), arXiv:1412.6763 [astro-ph.CO].
- [67] Y. Watanabe, (2025), arXiv:2510.05630 [hep-ph].