

# A paradox concerning the numerical simulation of Navier-Stokes turbulence

Shijie Qin<sup>a,b</sup>, Kun Xu<sup>b</sup>, Shijun Liao<sup>a,c,\*</sup>

<sup>a</sup>*State Key Laboratory of Ocean Engineering, Shanghai 200240, China*

<sup>b</sup>*Department of Mathematics, Hong Kong University of Science and Technology, Hong Kong, China*

<sup>c</sup>*School of Ocean and Civil Engineering, Shanghai Jiao Tong University, Shanghai 200240, China*

---

## Abstract

Two-dimensional Rayleigh-Bénard convection governed by the Navier-Stokes (NS) equations is predicted by traditional direct numerical simulation (DNS) using double precision arithmetic and a range of different time-steps. It is found that the the final flow type tends either to vortical flow or zonal flow, whose statistics are completely different. Notably, these two flow types frequently alternate as the time-step is reduced to a very small value, suggesting that the time-step corresponding to each turbulent flow type should be densely distributed. Thus, stochastic numerical noise exerts a huge influence on the final flow type and statistics of numerically simulated NS turbulence (i.e., turbulence governed by the NS equations) because the time-step has a close relationship with numerical noise. However, the NS equations, as a turbulence model per se, require all small stochastic disturbances for  $t > 0$  to be negligible. This leads to a logical paradox in the underlying theory. Further investigations are recommended to reveal the essential differences between the exact solution of NS turbulence, numerical simulations of such NS turbulence, and the corresponding actual turbulence. It should be emphasized that NS turbulence is closely related to the fourth Millennium problem, and turbulence is an unsolved fundamental problem in classic mechanics. Hopefully this paradox would be helpful to deepen our understandings about the turbulence and the fourth Millennium problem.

**Keywords:** Navier-Stokes turbulence, DNS, influence of numerical noise

---

\*sjliao@sjtu.edu.cn

---

## 1. Introduction

In 1890, Poincaré [1] discovered that the spatiotemporal trajectories of certain dynamic systems exhibit sensitivity dependence on the initial condition, later termed chaos, i.e., the famous “butterfly-effect” coined by Lorenz [2] in 1963 that led to the collapse of pure determinism as understood by the scientific community. Many researchers [3, 4, 5, 6, 7, 8, 9] have reported that the spatiotemporal trajectories of Navier-Stokes turbulence (i.e., turbulent flow governed by the Navier-Stokes equations) display sensitivity dependence on initial conditions and/or arithmetic precision, corresponding to so-called trajectory instability. In other words, Navier-Stokes (NS) turbulence is chaotic in that any tiny (natural/artificial) stochastic disturbances increase exponentially to the macroscopic level of spatiotemporal trajectories.

In 2006, Lorenz [10] further discovered that numerical noise from truncation and round-off errors could exert a huge influence on the numerical simulations of chaotic systems – *not only* on their spatiotemporal trajectories *but also* even on their statistics. Notably, Lorenz [10] demonstrated that the sign of the maximum Lyapunov exponent of a chaotic system might alternate as the time-step decreases to a very small value. It should be emphasized that although initial conditions have physical meaning, numerical noise is inherently artificial and therefore artificially uncertain because of its strong dependence on numerical algorithms that might be quite different even when invoked with the *same* governing equations and the *same* initial/boundary conditions.

How large is the influence of numerical noise on NS turbulence? Could numerical noise lead to inherent and statistical differences in NS turbulence? These are fundamentally important questions for the turbulence modelling community to consider.

To answer these questions, this paper considers the case of two-dimensional (2D) turbulent Rayleigh-Bénard convection (RBC) [11, 12, 13, 14, 15, 16] shown in FIG. 1, within a thin layer of fluid confined between two parallel plates separated by a distance  $H$  and tilted at an angle  $\beta$  (positive when the plates rotate anti-clockwise) [17, 18]. The fluid gains heat from the bottom plate and is cooled by the top plate. The  $x$ -axis is parallel with the plates, the  $z$ -axis is perpendicular to the bottom inclined plate,  $T_0$  and  $T_0 + \Delta T$  (with  $\Delta T > 0$ ) denote the temperatures of the top (blue) plate and bottom

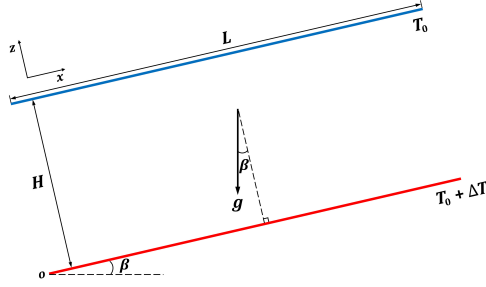


Figure 1: Schematic of 2D turbulent RBC between two parallel plates tilted at an angle  $\beta$ . The fluid layer, between the plates a distance  $H$  apart, is heated by the bottom (red) plate and cooled by the top (blue) plate such that there is a constant temperature difference  $\Delta T > 0$ . Here  $L$  is the width of the computational domain, and gravitational acceleration  $g$  is directed downward.

(red) plate, and  $g$  is the acceleration due to gravity.

Taking the length scale  $H$ , velocity scale  $\sqrt{g\alpha H\Delta T}$  (where  $\alpha$  is the thermal expansion coefficient) and temperature scale  $\Delta T$  as characteristic scales, the dimensionless Navier-Stokes equations with Boussinesq approximation [19] and tilting angle  $\beta$  are as follows:

$$\begin{aligned} \frac{\partial}{\partial t} \nabla^2 \psi + \frac{\partial(\psi, \nabla^2 \psi)}{\partial(x, z)} - \frac{\partial \theta}{\partial x} \cos \beta + \left( \frac{\partial \theta}{\partial z} - 1 \right) \sin \beta \\ - \sqrt{\frac{Pr}{Ra}} \nabla^4 \psi = 0, \end{aligned} \quad (1)$$

$$\frac{\partial \theta}{\partial t} + \frac{\partial(\psi, \theta)}{\partial(x, z)} - \frac{\partial \psi}{\partial x} - \frac{\nabla^2 \theta}{\sqrt{Pr Ra}} = 0, \quad (2)$$

subject to the boundary conditions

$$\psi = \frac{\partial^2 \psi}{\partial z^2} = \theta = 0, \quad \text{at } z = 0 \text{ and } 1 \quad (3)$$

on the upper and lower plates respectively, and the periodic conditions

$$\psi(x, z, t) = \psi(x + \Gamma, z, t), \quad \theta(x, z, t) = \theta(x + \Gamma, z, t), \quad (4)$$

where  $\psi$  is the stream function such that  $u = -\partial\psi/\partial z$  and  $w = \partial\psi/\partial x$ , in which  $u$  and  $w$  are the fluid velocity components in the  $x$ - and  $z$ -directions,  $t$  denotes time,  $x \in [0, \Gamma]$  and  $z \in [0, 1]$  are position coordinates,  $\Gamma = L/H$  is an aspect ratio, and  $\theta$  denotes the temperature departure from a linear variation background (i.e., the dimensionless temperature is expressed as

$T = 1 - z + \theta$ ),  $\nabla^2$  denotes the Laplace operator with  $\nabla^4 = \nabla^2 \nabla^2$ , and  $\partial(A, B)/\partial(x, z) = (\partial A/\partial x)(\partial B/\partial z) - (\partial B/\partial x)(\partial A/\partial z)$  is the Jacobi operator. The dimensionless Rayleigh number  $Ra$  and Prandtl number  $Pr$  are defined by

$$Ra = \frac{g\alpha H^3 \Delta T}{\nu \kappa}, \quad Pr = \frac{\nu}{\kappa}, \quad (5)$$

where  $\nu$  is fluid kinematic viscosity and  $\kappa$  is thermal diffusivity. The initial temperature and velocity fields are randomly generated as thermal fluctuations in the form of Gaussian white noise, with the temperature standard deviation  $\sigma_T = 10^{-10}$  and velocity standard deviation  $\sigma_u = 10^{-9}$ . It should be emphasized that *all* numerical simulations reported in this paper have the *same* initial condition. We consider here the case for which  $\Gamma = 2\sqrt{2}$  (which is large enough to approximate the heat flux by the value for an infinite aspect ratio [19, 20]),  $Pr = 6.8$  (corresponding to water at room temperature 20°C) and  $Ra = 6.8 \times 10^8$  (corresponding to a turbulent flow).

## 2. Sensitivity dependence of DNS results on time-step

The Navier-Stokes turbulence described in Section 1 is predicted by traditional direct numerical simulation (DNS) [21, 22, 23, 24, 25] using double-precision arithmetic for all data, a fourth-order Runge-Kutta method with time-step  $\Delta t \in [0.0001, 0.002]$  for time integration, and a Fourier pseudo-spectral method with the 3/2 rule for dealiasing on the same uniform mesh  $N_x \times N_z = 1024 \times 1024$ . The corresponding spatial resolution is sufficiently fine that the horizontal (maximum) grid spacing is less than the Kolmogorov scale, as previously verified by Pope [26]. In all of our simulations, the Courant-Friedrichs-Lewy (CFL) condition, i.e., Courant number  $< 1$ , is satisfied by suitable selection of the time-step  $\Delta t$ . Therefore, from the traditional viewpoint of DNS, all of our DNS results are reliable and thus can be regarded as “benchmark solutions”.

Without loss of generality, FIG. 2 shows the temperature departure fields  $\theta$  at  $t = 500$  (i.e., sufficiently long for a stable flow to be attained) for the 2D turbulent RBC tilted at angles  $\beta = 10^\circ, 15^\circ, 18^\circ$ , and  $20^\circ$ , given by DNS using two different time-steps  $\Delta t = 7 \times 10^{-4}$  and  $8 \times 10^{-4}$ . For  $\beta = 10^\circ, 15^\circ, 18^\circ$ , and  $20^\circ$ , two completely different types of turbulent flow occur, i.e., vortical/roll-like flow (left of FIG. 2) and zonal flow (right of FIG. 2).

Furthermore, to investigate the sensitivity dependence of the final flow type of the 2D turbulent RBC on the time-step  $\Delta t$ , we examined the use of

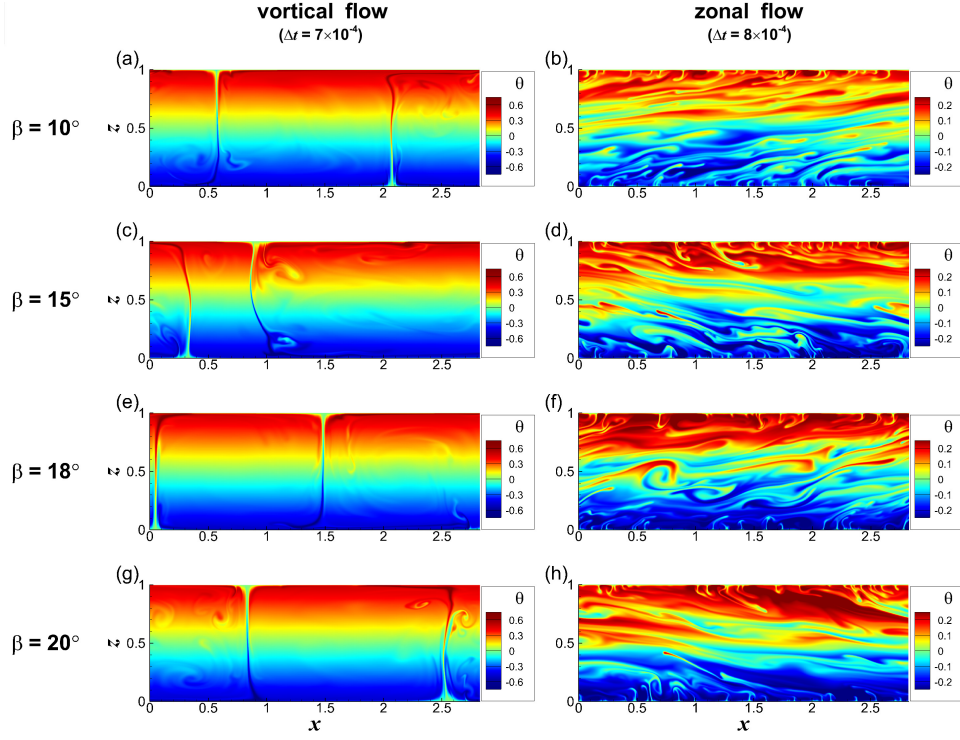


Figure 2:  $\theta$  (temperature departure from the linear variation background) fields at  $t = 500$  of the turbulent RBC tilted at angles (a)-(b)  $\beta = 10^\circ$ , (c)-(d)  $\beta = 15^\circ$ , (e)-(f)  $\beta = 18^\circ$ , and (g)-(h)  $\beta = 20^\circ$ , given by DNS with time steps  $\Delta t = 7 \times 10^{-4}$  (left, vortical flow) and  $\Delta t = 8 \times 10^{-4}$  (right, zonal flow).

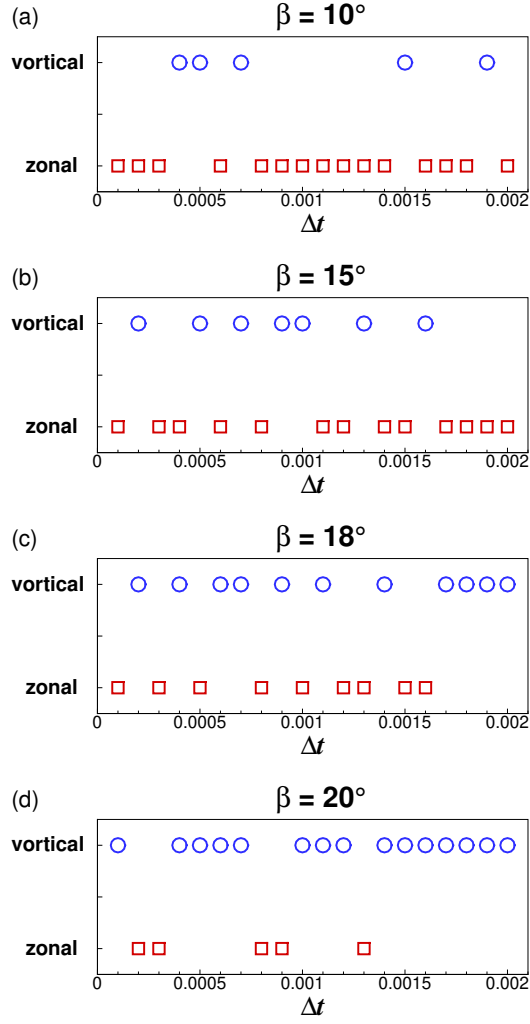


Figure 3: Final flow type of tilted turbulent RBC versus time step  $\Delta t$  of DNS: either vortical/roll-like flow (blue circle) or zonal flow (red square). Tilt angle: (a)  $\beta = 10^\circ$ , (b)  $\beta = 15^\circ$ , (c)  $\beta = 18^\circ$ , and (d)  $\beta = 20^\circ$ .

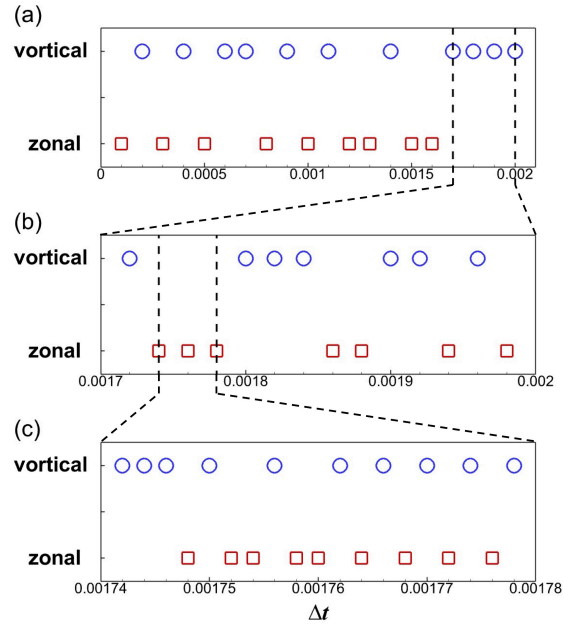


Figure 4: Final flow type of turbulent RBC tilted at the angle  $\beta = 18^\circ$  versus time step  $\Delta t$  of DNS: either vortical/roll-like flow (blue circle) or zonal flow (red square). (a)  $\Delta t \in [0.0001, 0.002]$ , (b)  $\Delta t \in [0.00172, 0.00198]$ , and (c)  $\Delta t \in [0.001742, 0.001778]$ .

different time-steps  $\Delta t \in [0.0001, 0.002]$  with increment 0.0001 for  $\beta = 10^\circ$ ,  $15^\circ$ ,  $18^\circ$ , and  $20^\circ$ . FIG. 3 shows that the vortical and zonal flow states alternate randomly with  $\Delta t$ .

Such kind of randomness is more evident through use of a smaller time-step increment. Without loss of generality, let us consider the case when  $\beta = 18^\circ$ . As shown in FIG. 3(c) and FIG. 4(a), the DNS results given by  $\Delta t = 0.0017, 0.0018, 0.0019$ , and  $0.002$  with time-step increment  $10^{-4}$  correspond to the *same* type of turbulence, i.e., vortical flow. However, using a smaller time-step increment  $2 \times 10^{-5}$  within  $\Delta t \in [0.00172, 0.00198]$ , we find that both the vortical and zonal flow types again appear randomly in our DNS results, as shown in FIG. 4(b). Similarly, only the zonal flow appears within  $\Delta t \in [0.00174, 0.00178]$ , as shown in FIG. 4(b). However, using a even smaller time-step increment  $2 \times 10^{-6}$ , both of the vortical and zonal flow types again appear randomly, as shown in FIG. 4(c). Clearly, FIG. 4 suggests that the time-step corresponding to each type of turbulent flow should be densely distributed. Thus, the final flow type of the 2D turbulent RBC is rather sensitive to the time-step  $\Delta t$ .

It should be emphasized that, except for the time-step  $\Delta t$ , *all* other aspects such as the initial condition, the uniform mesh, the adapted numerical algorithms and so on, have remained the *same*. Thus, the choice of time-step  $\Delta t$  is the only explanation for the qualitative differences between the final flow types. Therefore, given that the two different values of the time-step  $\Delta t$  correspond to two different numerical forms of noise, the final characteristics of numerical simulation of the NS turbulence are extremely sensitive to numerical noise that can be regarded as tiny artificial stochastic disturbances for  $\beta = 10^\circ, 15^\circ, 18^\circ$ , and  $20^\circ$ . Note that the statistics of different types of numerical simulation of the NS turbulence are entirely different. Thus, numerical noise can have a huge impact even on the statistics of numerical simulation of NS turbulence, such as for the cases of turbulent Rayleigh-Bénard convection considered in this paper.

### 3. Discussion and conclusions

It is widely accepted by the community of turbulence modellers that DNS results are reliable provided the following two conditions are satisfied:

1. the horizontal (maximum) grid spacing is less than the Kolmogorov scale;



2. the Courant-Friedrichs-Lewy (CFL) condition is satisfied, i.e., the Courant number  $< 1$ .

On carrying out a thorough check, we found that all the DNS results reported herein satisfy both the aforementioned conditions. Thus, from the traditional viewpoint of DNS, all of our DNS results are reliable and can therefore be used as benchmark solutions. However, the final type of NS turbulence produced is sensitive to the time-step  $\Delta t$ , which unfortunately is a numerical factor that is artificially prescribed by the modeller. So, which DNS result should we believe? Obviously, turbulent flow is a kind of natural phenomenon and certainly should *not* be subject to the free choice of the modeller. This implies that something is amiss here. We will reveal the reason below.

The cases of turbulent Rayleigh-Bénard convection considered in this paper produce a kind of NS turbulence that is governed by the *deterministic* governing equations (1)-(4), which neglect all small physical stochastic disturbances for  $t > 0$ . It is a pity that the nonlinear partial differential equations which comprise the NS equations have no analytical solution but instead necessitate numerical treatment. In practice, all numerical methods are unavoidably contaminated by numerical noise from truncation and round-off errors. For a non-chaotic system, numerical noise does not amplify as the computation progresses and thus numerical simulation remains negligible. However, for a chaotic system, numerical noise can have a huge influence on the results even regarding their statistics, as reported by Lorenz [10]. It is well established that NS turbulence is inherently chaotic [3, 4, 5, 6, 7, 8, 9]. Thus, due to the famous butterfly-effect of chaos, the unavoidable numerical noise in DNS exponentially increases to a macro-level, which can then alter the type of the final flow (and its statistics). This indicates that numerical noise as a small stochastic disturbance exerts a huge influence on NS turbulence. However, NS turbulence as a *deterministic* model neglects *all* stochastic disturbances for  $t > 0$ . This leads to a paradox in logic for NS turbulence as a mathematical model.

It should be emphasized that NS turbulence is simply a mathematical model for turbulence. It is *not* the actual turbulence encountered in nature. In fact, the *exact* solution for NS turbulence is different from the DNS result for NS turbulence – the latter is badly contaminated by numerical noise, but the former is *not*. Therefore, the following three forms of turbulence, i.e.,

- (A) exact solution of NS turbulence,
- (B) numerical simulation of NS turbulence, and

(C) real turbulence,

might be different. The question as to whether or not *numerical* simulations of NS turbulence agree with the *exact* solution (even in terms of statistics) and can describe correctly the essential characteristics of the corresponding *actual* turbulence implies a need for substantial further theoretical, numerical, and experimental investigations. Although many numerical and experimental results support the use of NS turbulence as a satisfactory model, the DNS results reported in our paper reveal a logical paradox affecting the theory underpinning NS turbulence. Consequently, we strongly recommend that small stochastic disturbances should be considered in turbulence modelling. In practice, tiny physical disturbances should be incorporated in the Navier-Stokes equations for  $t > 0$ , just like the Landau-Lifshitz-Navier-Stokes equations [27] which are stochastic partial differential equations.

Recall that, as reported by Lorenz [10], the maximum Lyapunov exponent of a chaotic system might alternate its sign as the time-step decreases to a very small value, indicating that numerical noise might greatly affect the macro-level characteristics of a chaotic system. Thus, our conclusion that flow type and statistics of NS turbulence might be sensitive to small stochastic disturbances, is in qualitative agreement with the findings of Lorenz [10] and others [28, 29, 30, 31]. In other words, in the frame of traditional DNS, our paper qualitatively extends Lorenz's conclusion [10] to NS turbulence: even the traditional DNS also supports Lorenz's conclusion, too. Further investigations are needed to reveal the essential differences between the *exact solution* of NS turbulence, *numerical simulation* of NS turbulence, and the corresponding *actual* turbulence.

**Acknowledgments** This work is partly supported by the National Natural Science Foundation of China (No. 12302288 and No. 12521002), the State Key Laboratory of Ocean Engineering, and the Dept. of Mathematics, Hong Kong University of Science and Technology.

## References

- [1] H. Poincaré, Sur le problème des trois corps et les équations de la dynamique, Acta Math. 13 (1) (1890) A3–A270.
- [2] E. N. Lorenz, Deterministic nonperiodic flow, J. Atmos. Sci. 20 (2) (1963) 130–141.

- [3] R. G. Deissler, Is Navier-Stokes turbulence chaotic?, *Phys. Fluids* 29 (1986) 1453 – 1457.
- [4] G. Boffetta, S. Musacchio, Chaos and predictability of homogeneous-isotropic turbulence, *Phys. Rev. Lett.* 119 (5) (2017) 054102.
- [5] A. Berera, R. D. J. G. Ho, Chaotic properties of a turbulent isotropic fluid, *Phys. Rev. Lett.* 120 (2) (2018) 024101.
- [6] J. Ge, J. Rolland, J. C. Vassilicos, The production of uncertainty in three-dimensional Navier-Stokes turbulence, *J. Fluid Mech.* 977 (2023) A17.
- [7] J. Ge, J. Rolland, J. C. Vassilicos, The interscale behaviour of uncertainty in three-dimensional Navier-Stokes turbulence, *J. Fluid Mech.* 1017 (2025) A29.
- [8] J. Ge, J. Rolland, J. C. Vassilicos, Eulerian-Lagrangian scaling of the Lyapunov exponent in homogeneous turbulence, *Physical Review Fluids* 10 (2025) L072601.
- [9] N. Okamoto, T. Ishihara, M. Yokokawa, Y. Kaneda, Effects of finite arithmetic precision on large-scale direct numerical simulation of box turbulence by spectral method, *Physical Review Fluids* 10 (2025) 064603.
- [10] E. N. Lorenz, Computational periodicity as observed in a simple system, *Tellus A: Dynamic Meteorology and Oceanography* 58A (2006) 549 – 557.
- [11] L. Rayleigh, On convection currents in a horizontal layer of fluid, when the higher temperature is on the under side, *Philos. Mag.* 32 (192) (1916) 529–546.
- [12] P. Wei, K. Xia, Viscous boundary layer properties in turbulent thermal convection in a cylindrical cell: the effect of cell tilting, *J. Fluid Mech.* 720 (2013) 140–168.
- [13] O. Shishkina, S. Horn, Thermal convection in inclined cylindrical containers, *J. Fluid Mech.* 790 (2016) R3.

- [14] P. Subramanian, O. Brausch, K. E. Daniels, E. Bodenschatz, T. M. Schneider, W. Pesch, Spatio-temporal patterns in inclined layer convection, *J. Fluid Mech.* 794 (2016) 719–745.
- [15] L. Zwirner, O. Shishkina, Confined inclined thermal convection in low-Prandtl-number fluids, *J. Fluid Mech.* 850 (2018) 984–1008.
- [16] B. Wang, Q. Zhou, C. Sun, Vibration-induced boundary-layer destabilization achieves massive heat-transport enhancement, *Sci. Adv.* 6 (21) (2020) eaaz8239.
- [17] Q. Wang, S. Xia, B. Wang, D. Sun, Q. Zhou, Z. Wan, Flow reversals in two-dimensional thermal convection in tilted cells, *J. Fluid Mech.* 849 (2018) 355–372.
- [18] Q. Wang, Z. Wan, R. Yan, D. Sun, Multiple states and heat transfer in two-dimensional tilted convection with large aspect ratios, *Phys. Rev. Fluids* 3 (11) (2018) 113503.
- [19] B. Saltzman, Finite amplitude free convection as an initial value problem I, *J. Atmos. Sci.* 19 (4) (1962) 329–341.
- [20] J. H. Curry, J. R. Herring, J. Loncaric, S. A. Orszag, Order and disorder in two- and three-dimensional Bénard convection, *J. Fluid Mech.* 147 (1984) 1–38.
- [21] S. A. Orszag, Analytical theories of turbulence, *J. Fluid Mech.* 41 (2) (1970) 363–386.
- [22] Z.-S. She, E. Jackson, S. A. Orszag, Intermittent vortex structures in homogeneous isotropic turbulence, *Nature* 344 (1990) 226–228.
- [23] P. Moin, K. Mahesh, Direct numerical simulation: a tool in turbulence research, *Annu. Rev. Fluid Mech.* 30 (1998) 539–578.
- [24] R. Scardovelli, S. Zaleski, Direct numerical simulation of free-surface and interfacial flow, *Annu. Rev. Fluid Mech.* 31 (1999) 567–603.
- [25] J. Huang, L. Duan, M. M. Choudhari, Direct numerical simulation of hypersonic turbulent boundary layers: effect of spatial evolution and Reynolds number, *J. Fluid Mech.* 937 (2022) A3.

- [26] S. B. Pope, Turbulent Flows, IOP Publishing, 2001.
- [27] L. D. Landau, E. M. Lifshitz, Course of Theoretical Physics: Fluid Mechanics (Vol. 6), Addison-Wesley, Reading, 1959.
- [28] S. Qin, S. Liao, Large-scale influence of numerical noises as artificial stochastic disturbances on a sustained turbulence, J. Fluid Mech. 948 (2022) A7.
- [29] S. Qin, Y. Yang, Y. Huang, X. Mei, L. Wang, S. Liao, Is a direct numerical simulation (DNS) of Navier-Stokes equations with small enough grid spacing and time-step definitely reliable/correct?, J. Ocean Eng. Sci. 9 (2024) 293–310.
- [30] S. Liao, S. Qin, Noise-expansion cascade: an origin of randomness of turbulence, J. Fluid Mech. 1009 (2025) A2.
- [31] S. Qin, S. Liao, Clean numerical simulation of three-dimensional turbulent Kolmogorov flow, Physics of Fluids 37 (2025) 105160.