

IntersectionNDE: Learning Complex Urban Traffic Dynamics based on Interaction Decoupling Strategy

Enli Lin¹, Ziyuan Yang², Qiuqing Lu², Jianming Hu², Shuo Feng^{2*}

Abstract—Realistic traffic simulation is critical for ensuring the safety and reliability of autonomous vehicles (AVs), especially in complex and diverse urban traffic environments. However, existing data-driven simulators face two key challenges: a limited focus on modeling dense, heterogeneous interactions at urban intersections—which are prevalent, crucial, and practically significant in countries like China, featuring diverse agents including motorized vehicles (MVs), non-motorized vehicles (NMVs), and pedestrians—and the inherent difficulty in robustly learning high-dimensional joint distributions for such high-density scenes, often leading to mode collapse and long-term simulation instability. We introduce City Crossings Dataset (CiCross), a large-scale dataset collected from a real-world urban intersection, uniquely capturing dense, heterogeneous multi-agent interactions, particularly with a substantial proportion of MVs, NMVs and pedestrians. Based on this dataset, we propose IntersectionNDE (Intersection Naturalistic Driving Environment), a data-driven simulator tailored for complex urban intersection scenarios. Its core component is the Interaction Decoupling Strategy (IDS), a training paradigm that learns compositional dynamics from agent subsets, enabling the marginal-to-joint simulation. Integrated into a scene-aware Transformer network with specialized training techniques, IDS significantly enhances simulation robustness and long-term stability for modeling heterogeneous interactions. Experiments on CiCross show that IntersectionNDE outperforms baseline methods in simulation fidelity, stability, and its ability to replicate complex, distribution-level urban traffic dynamics.

Index Terms—traffic simulation, data-driven modeling, Interaction Decoupling Strategy.

I. INTRODUCTION

Ensuring the safety and reliability of autonomous vehicles (AVs) remains a critical challenge, requiring extensive validation across diverse, complex driving scenarios [1]. Simulation-based testing is widely adopted for its scalability, cost efficiency, and ability to explore safety-critical edge cases that are impractical or unsafe to encounter in reality [2], [3].

Recent advances in data-driven traffic simulation have shown promise by learning behavior directly from real-world data. However, existing methods exhibit a limited focus on modeling complex urban environments at busy intersections, especially those in countries like China featuring dense, heterogeneous traffic with motorized vehicles (MVs), non-motorized vehicles (NMVs), and pedestrians. Furthermore, a core challenge persists in the inherent difficulty of robustly learning high-dimensional joint distributions of full-scene

states from limited data, which often leads to mode collapse and instability in long-term closed-loop simulations [4]. This is further exacerbated by representing diverse interaction patterns across heterogeneous agent types within a single unified model.

To address these challenges, we present two key contributions. First, we introduce City Crossings Dataset (CiCross), a large-scale real-world urban intersection dataset capturing dense, heterogeneous interactions. Second, building on CiCross, we propose IntersectionNDE (Intersection Naturalistic Driving Environment), a data-driven scene-level simulator for robust, stable urban traffic. Its core, the Interaction Decoupling Strategy (IDS), partitions the full scene into disjoint agent subsets based on interaction criteria for compositional training via sampling, while implicitly synthesizing full future scenes autoregressively during inference. This compositional learning paradigm enables more effective generalization to unseen interaction combinations within the same scene and alleviates the need to directly model full-scene joint distributions. IntersectionNDE is implemented via a scene-aware interaction Transformer network, coupled with specialized training techniques that capture complex interactions and maintain long-term stability.

Experiments on CiCross show that IntersectionNDE exhibits strong heterogeneous interaction modeling capabilities and simulation robustness, as well as its potential for replicating the distribution-level characteristics of real-world urban traffic.

II. RELATED WORK

A. Traffic Datasets for Simulation

High-quality, large-scale traffic datasets are indispensable for developing and evaluating data-driven autonomous driving systems, particularly for perception, prediction, and simulation tasks. Recent years have witnessed the release of numerous benchmark datasets, offering diverse driving scenarios. Prominent examples include the Waymo Open Dataset [5], nuScenes [6], Argoverse [7], INTERACTION [8], NGSIM [9], and Lyft Level 5 Perception Dataset [10], containing traffic data across multiple scenarios in urban and suburban environments. Datasets such as InD [11], HighD [12], and RounD [13] provide traffic data for single specific scenarios, such as intersections, highways, and roundabouts. However, despite their scale and value, these datasets often contain a limited variety of traffic participants and lack sufficient representation of dense interactions in complex urban intersections, particularly those involving MVs, NMVs and pedestrians. This constrains

¹Department of Mechanical Engineering, Tsinghua University, Beijing, China. Email: lel22@mails.tsinghua.edu.cn

²Department of Automation, Tsinghua University, Beijing, China. Email: yangziyu22@mails.tsinghua.edu.cn, qiuqinglu@mail.tsinghua.edu.cn, hujm@mail.tsinghua.edu.cn, fshuo@tsinghua.edu.cn

*Corresponding author

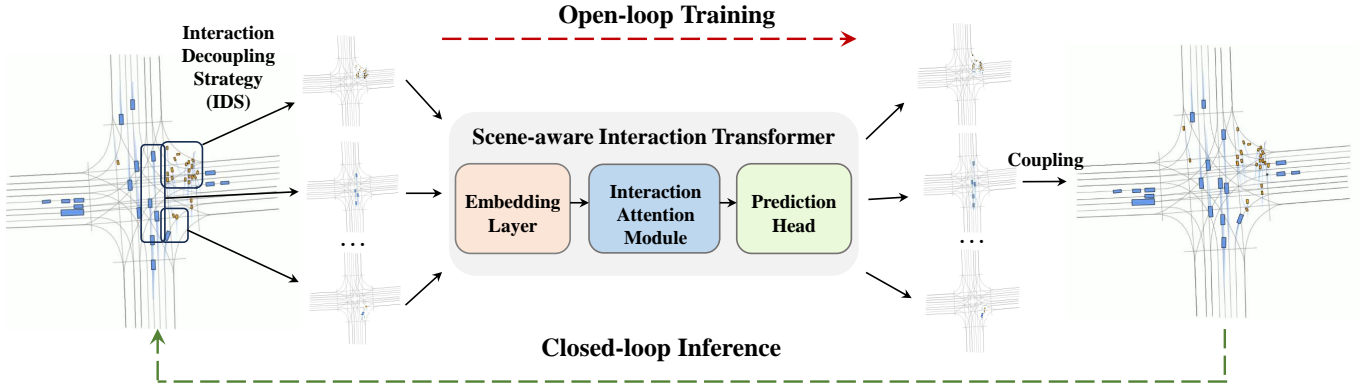


Fig. 1: Overview of the training and inference pipeline of IntersectionNDE.

the heterogeneity and diversity of traffic simulation behaviors modeled from such data.

B. Traffic Simulation

Traffic simulation methods can be broadly categorized into rule-based and data-driven approaches. Rule-based simulators, such as SUMO [14], VISSIM [15] and MITSIM [16] rely on predefined physical rules and behavioral models. While useful for macroscopic traffic flow analysis, their reliance on fixed parameters often limits their ability to reproduce the diversity and complexity of real-world, naturalistic driving behaviors and heterogeneous interactions at a microscopic level. Consequently, data-driven traffic simulation methods, which aim to learn traffic dynamics directly from observed data, have become increasingly prevalent. Within data-driven simulation, two main paradigms exist: agent-centric and scene-level.

Agent-centric approaches [17]–[20] typically learn individual agent behaviors and iteratively update agent states within the simulated environment. While conceptually straightforward, this paradigm often suffers from low simulation efficiency due to its sequential and iterative nature [21], and faces challenges in coordinating complex interactions among numerous agents.

In contrast, scene-level data-driven methods operate as generative models that learn to directly output the next state of the entire traffic scene given its current state and history. These approaches aim to capture the holistic scene dynamics and generate future states auto-regressively. From the perspective of generative model architecture, this includes deep Autoregressive Models [22], [23], Variational Autoencoders (VAE) [24], [25], Generative Adversarial Networks (GAN) [26], [27], and Diffusion Models [28]–[30]. A notable example is NeuralNDE [31], which successfully demonstrates statistical realism in specific scenarios like roundabouts.

However, extending such models to the complex urban intersections prevalent in countries like China, with their dense, highly unstructured interactions among motorized and non-motorized vehicles, still warrants further research. Moreover, scene-level models face challenges in maintaining robustness

and long-term stability during simulation, mainly due to the high-dimensional nature of dense traffic dynamics which leads to data sparsity and potential model drift or collapse [32].

III. METHOD

A. Problem Formulation

The task of complex urban intersection traffic simulation is framed as learning a generative model capable of producing realistic future scene states over a prediction horizon T_{pred} . Let $A_\tau = \{a_1, \dots, a_{N_\tau}\}$ be the set of N_τ agents present at time τ . The state of an agent a_j at time τ is $s_{j,\tau} \in \mathcal{S}_{agent}$, where \mathcal{S}_{agent} defines the agent's state space (e.g., kinematics, category). The agent states in a scene at time τ are denoted by $S_\tau = \{s_{j,\tau} \mid a_j \in A_\tau\}$. A complete scene instance at time τ , denoted by G_τ , comprises the agent states S_τ , the static map information $M \in \mathcal{M}$, and the dynamic traffic light state $L_\tau \in \mathcal{L}$. We will represent a scene instance as a tuple $(S_\tau; M, L_\tau)$, explicitly separating the variable agent states from the context. We are given a sequence of historical scene instances $G_{t-T_{hist}+1:t} = \{(S_\tau; M, L_\tau) \mid \tau \in [t - T_{hist} + 1, t]\}$.

The standard formulation for this task is to learn the conditional probability distribution of the subsequent scene instances over the prediction horizon $G_{t+1:t+T_{pred}}$ given the historical inputs: $P_{data}(G_{t+1:t+T_{pred}} \mid G_{t-T_{hist}+1:t})$. Training a model F_θ to approximate this full joint distribution over the entire scene state space for the future horizon aims to enable realistic closed-loop simulation. However, directly learning this high-dimensional joint distribution from finite data poses significant challenges regarding model robustness and generalization to novel, complex scenes. To address these challenges, we propose a novel modeling approach.

B. Interaction Decoupling Strategy (IDS)

To address the challenges associated with directly learning the high-dimensional joint scene distribution over a future horizon from finite data and to enhance model robustness, we propose the Interaction Decoupling Strategy (IDS). IDS enables a marginal-to-joint simulation capability by learning the dynamics of various interacting agent subsets.

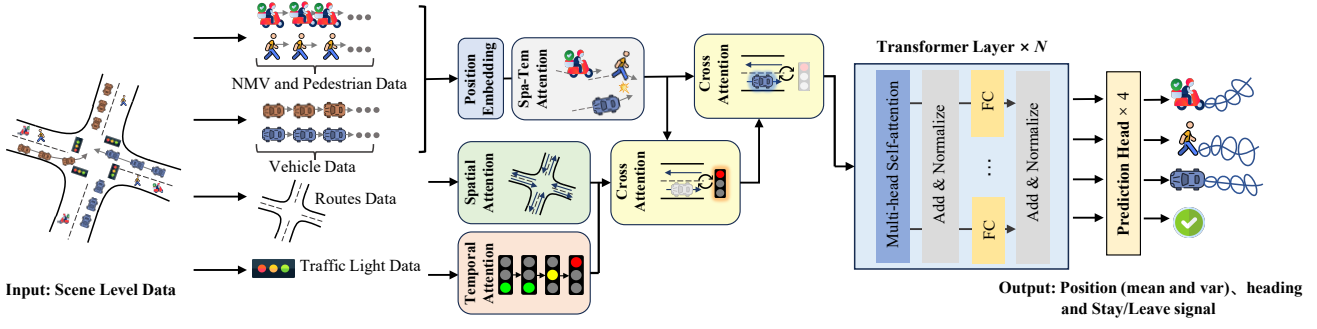


Fig. 2: Architecture of the Scene-Aware Interaction Transformer Model.

1) *IDS Training*: Under the IDS for training, for a sequence of true scene instances $G_{t-T_{hist}+1:t+T_{pred}}^{GT} = \{(S_t^{GT}; M_t^{GT}, L_t^{GT}) \mid \tau \in [t - T_{hist} + 1, t + T_{pred}]\}$ from the data distribution \mathcal{D}_{data} , we consider the scene instance at time t , $G_t = (S_t; M_t, L_t)$. We partition the set of agents A_t at time t into k disjoint interaction groups based on predefined spatial and behavioral criteria (e.g., TTC). Let $\mathcal{A}_t = \{A_{t,1}, A_{t,2}, \dots, A_{t,k}\}$ be this partition of the agent set A_t , such that $A_t = \bigcup_{i=1}^k A_{t,i}$ and $A_{t,i} \cap A_{t,j} = \emptyset$ for $i \neq j$. Each $A_{t,i}$ represents the subset of agents belonging to group i at time t . Then we get a new scene partition $\mathcal{G}_t = \{G_{t,1}, G_{t,2}, \dots, G_{t,k}\}$.

During training with IDS, we randomly sample a subset of these groups' indices. Let $\mathcal{I} \subseteq \{1, \dots, k\}$ be the indices of sampled groups, drawn according to a predefined sampling distribution $P_{sample}(\mathcal{I})$. The set of agents included in this sampled training instance at time τ is $A_{\tau, \mathcal{I}} = \bigcup_{i \in \mathcal{I}} A_{\tau,i}$, where $A_{\tau,i}$ denotes the agents of group i at time τ . We then construct the sequence of sampled scene instances $G_{t-T_{hist}+1:t+T_{pred}}(\mathcal{I}) = \{(S_{\tau}(\mathcal{I}); M_{\tau}^{GT}, L_{\tau}^{GT}) \mid \tau \in [t - T_{hist} + 1, t + T_{pred}]\}$. Note that each $G_{\tau}(\mathcal{I})$ includes the full M_{τ}^{GT} and L_{τ}^{GT} , but agent states $S_{\tau}(\mathcal{I})$ only for $A_{\tau, \mathcal{I}}$.

The neural network model F_{θ} is trained to predict the conditional probability distribution of the sampled future scene instances $\hat{G}_{t+1:t+T_{pred}}(\mathcal{I})$ given the sampled input scene history $G_{t-T_{hist}+1:t}^{GT}(\mathcal{I})$:

$$\begin{aligned} P_{model}(\hat{G}_{t+1:t+T_{pred}}(\mathcal{I}) \mid G_{t-T_{hist}+1:t}^{GT}(\mathcal{I}); \theta) \\ \approx P_{data}(G_{t+1:t+T_{pred}}^{GT}(\mathcal{I}) \mid G_{t-T_{hist}+1:t}^{GT}(\mathcal{I})) \end{aligned} \quad (1)$$

The training objective under IDS is to minimize the expected negative log-likelihood of the true sampled future scene instances $G_{t+1:t+T_{pred}}^{GT}(\mathcal{I})$, averaged over the real-world data distribution \mathcal{D}_{data} and the group sampling distribution $P_{sample}(\mathcal{I})$:

$$\begin{aligned} \mathcal{L}(\theta) = -\mathbb{E}_{\hat{G} \sim \mathcal{D}_{data}} \mathbb{E}_{\mathcal{I} \sim P_{sample}(\mathcal{I})} \\ \left[\log P_{model}(\hat{G}_{t+1:t+T_{pred}}(\mathcal{I}) \mid G_{t-T_{hist}+1:t}^{GT}(\mathcal{I}); \theta) \right] \end{aligned} \quad (2)$$

where $G_{t-T_{hist}+1:t+T_{pred}}^{GT}$ denotes the sequence of true scene instances $G_{t-T_{hist}+1:t+T_{pred}}^{GT}$.

2) *Marginal-to-Joint Simulation*: During the closed-loop simulation phase, the model F_{θ} is presented with an arbitrary scene instance G_t and its history $G_{t-T_{hist}+1:t}$. The task is to predict the full future scene instance G_{t+1} , corresponding to evaluating the conditional probability distribution $P_{model}(G_{t+1} \mid G_{t-T_{hist}+1:t}; \theta)$.

The power of IDS training lies in enabling Marginal-to-Joint simulation. Instead of learning from entire scenes, IDS trains the model on agent *subsets*, forcing it to acquire a diverse vocabulary of *conditional interaction primitives* (\mathcal{P}). Let $\mathcal{P} = \{p_1, p_2, \dots, p_L\}$ denote this set, where each p_i captures a specific local interaction pattern (e.g., yielding, following) learned from subset-based training. Conceptually, \mathcal{P} spans the spectrum of interaction types observed across all training instances and their sampled subsets.

For an arbitrary scene G_t , the model predicts the next full state G_{t+1} by first implicitly recognizing the combination of learned interaction primitives (\mathcal{P}) present in the current configuration and then synthesizing their future states. The model's ability to predict the *joint* future state stems from its robust understanding of the *marginal* dynamics of these smaller interaction groups ($p_i \in \mathcal{P}$). By mastering these fundamental building blocks, the model can coherently predict complex scene dynamics, even for interaction combinations not explicitly seen during training. This approach transforms the challenge of synthesizing novel, complex interaction patterns within the same environment into a more tractable problem of combining learned primitives, thereby enhancing simulation robustness and long-term stability compared to methods that learn the high-dimensional joint distribution directly.

C. Network Architecture

The backbone of our IntersectionNDE is a multi-input, Transformer-based network designed for scene-level traffic simulation shown in Fig 2, employing an Encoder-Interaction-Prediction structure.

Diverse inputs are first processed by modality-specific encoders. These inputs include:

- **Historical Agent Trajectories**: Represented as sequences of states over T_{hist} history frames. For each agent i , its trajectory history is $H_i = \{h_{i,\tau} \mid \tau \in [t - T_{hist} + 1, t]\}$,

where $h_{i,\tau} \in \mathbb{R}^6$ includes 2D position (μ_x, μ_y) , 2D velocity (v_x, v_y) , and heading θ encoded as $(\cos(\theta), \sin(\theta))$. The full historical agent trajectory input for the scene at time t is $H_{t-T_{hist}+1:t} \in \mathbb{R}^{N \times T_{hist} \times 6}$.

- **Agent Static Attributes:** Including 3D size and one-hot encoded agent category. The full agent static attribute input is $A_s \in \mathbb{R}^{N \times 6}$.
- **Routes:** Representing planned or relevant routes for agents, typically as polylines. For N_R route polylines, this input is $M_r \in \mathbb{R}^{N_R \times D_R}$, where D_R is the feature dimension for each polyline representation.
- **Traffic Lights:** For N_L traffic lights, the input is $M_d \in \mathbb{R}^{T_{hist} \times N_L \times 3}$, where each light's state is one-hot encoded.

Modality-specific Encoders process these inputs to yield latent feature representations. The historical agent trajectories and static attributes are encoded into agent features $F_{agent} \in \mathbb{R}^{N \times D}$, where D is the latent feature dimension. Static routes are encoded along with dynamic traffic light states into scene context features $F_{context} \in \mathbb{R}^{N_M \times D}$, where N_M is the number of scene context elements.

Utilizing a Dual-Cross Attention Module, a central Interaction Network combines agent features with scene context features to produce enhanced agent features $\mathbb{R}^{N \times D}$ that are aware of their environment. These features are then processed by Transformer to model complex agent-agent dependencies across the scene, yielding refined agent features $\mathbb{R}^{N \times D}$.

Finally, dedicated Prediction Heads for different agent categories process the refined agent features. For each agent category, a head predicts the parameters for the future kinematic state distribution over T_{pred} , outputting a tensor $\in \mathbb{R}^{N \times T_{pred} \times 6}$. This includes mean and standard deviation for position $(\mu_x, \mu_y, \sigma_x, \sigma_y)$ and $(\cos(\theta), \sin(\theta))$ for heading. An additional head predicts per-agent logits for high-level scene state transitions $\in \mathbb{R}^{N \times 3}$ (Stay/Leaving/Invalid).

IV. EXPERIMENT

A. Data Collection: City Crossings Dataset (CiCross)

Our research utilizes City Crossings Dataset (CiCross), a high-fidelity dataset collected from a signalized urban intersection in a city in China, specifically curated to capture the challenging dynamics of dense, heterogeneous mixed traffic. CiCross constitutes a large-scale collection, comprising approximately 700 hours of recorded traffic data from this single intersection. An illustration of the intersection layout is shown in Fig. 3(a), which includes four traffic lights and bidirectional multi-lane roads. For this study, we use a 23.6-hour subset, which includes 212,344 frames at 2.5 Hz and 56,578 unique agent instances.

Over the entire subset, we tracked 56,578 agent instances. The distribution across categories (Motorized Vehicles - Category 1, Non-Motorized Vehicles (NMVs) - Category 2, Pedestrians - Category 3) is shown in Fig 3(b), with 54.2% Motorized Vehicles, 43.3% NMVs, and 2.5% Pedestrians. The substantial proportion and sheer number of NMVs and pedestrians, combined with high agent density per frame (Fig 3(c)), significantly

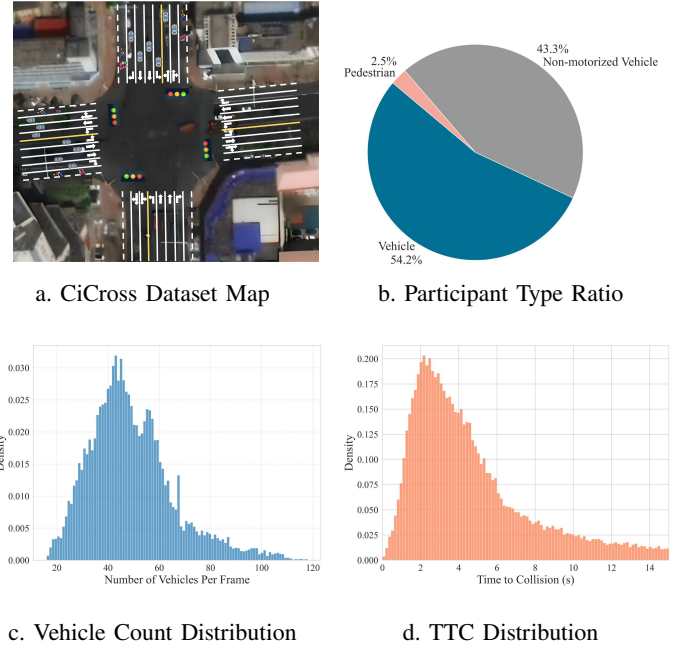


Fig. 3: Overview of CiCross map and key traffic statistics.

distinguishes CiCross even this subset from mainstream datasets and highlights its relevance for challenging urban mixed traffic scenarios. Furthermore, the Time-to-Collision (TTC) distribution, shown in Fig. 3(d), peaks around 2 seconds, highlighting the frequent and high-risk nature of the recorded scenarios.

B. Experimental Setup

Experiments were conducted on a subset of the CiCross dataset, comprising 212,344 frames (approximately 23.6 hours) recorded at 2.5 Hz from a complex urban intersection. The data was chronologically split into training (148,641 frames), validation (42,468 frames), and testing (21,235 frames) sets. Agent trajectories were normalized relative to a local scene origin for numerical stability. IntersectionNDE was trained with IDS (using TTC as the interaction standard) on a single NVIDIA RTX 4090 GPU using a history length $T_{hist} = 10$ and a prediction horizon $T_{pred} = 10$. Data augmentation included translation, rotation, shift, and trajectory error injection. Closed-loop rollouts were performed autoregressively with a 1-frame step size, sampling the next state from the predicted distribution. New agents were initialized from real test data, while existing agents were updated using model predictions.

C. Closed-loop Simulation Evaluation

We evaluate simulation fidelity by comparing the distributions between the simulated and real data. Specifically, we analyze the distributions of agent speeds and closest distances, with corresponding distribution plots shown in Fig 4 and 5:

- **Velocity:** Distributions of agent speeds.
- **Closest Distance:** Distributions of minimum distances between pairs of interacting agents (e.g., within a certain radius).

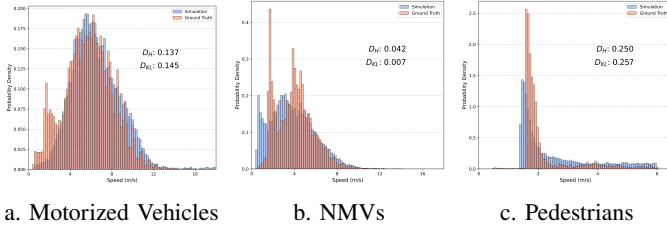


Fig. 4: Speed Distribution of Different Participants

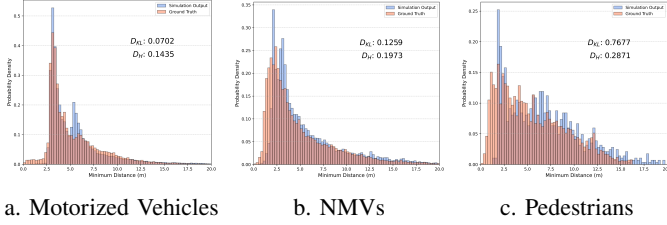


Fig. 5: Closest Distance Distribution of Different Participants

TABLE I: Ablation Study Results

Method	Participant	ADE↓	FDE↓	Missing Rate↓
Dual-Cross Attention Without IDS	Motorized Vehicle	0.9047	1.6526	0.2086
	NMV	1.2864	2.4415	0.4553
	Pedestrian	1.2197	2.0536	0.3732
	Average	1.0131	1.8463	0.2699
Dual-Cross Attention With IDS (TTC=0s)	Motorized Vehicle	0.6702	1.2466	0.1742
	NMV	1.0155	2.0130	0.3452
	Pedestrian	1.0224	1.6627	0.2342
	Average	0.7680	1.4324	0.2151
Dual-Cross Attention With IDS (TTC=1s)	Motorized Vehicle	0.6693	1.2496	0.1750
	NMV	0.9869	1.9694	0.3310
	Pedestrian	1.0086	1.6150	0.2386
	Average	0.7590	1.4216	0.2120
Dual-Cross Attention With IDS (TTC=2s)	Motorized Vehicle	0.7407	1.4113	0.1842
	NMV	1.0780	2.1299	0.3698
	Pedestrian	0.9470	1.6165	0.2267
	Average	0.8362	1.5861	0.2292
Dual-Cross Attention With IDS (TTC=4s)	Motorized Vehicle	0.7689	1.4692	0.1857
	NMV	1.0611	2.0838	0.3589
	Pedestrian	1.0915	1.8302	0.2645
	Average	0.8518	1.6179	0.2272
Uni-Cross-Attention With IDS (TTC=1s)	Motorized Vehicle	0.6955	1.3159	0.1777
	NMV	0.9996	2.0016	0.3369
	Pedestrian	1.0266	1.6316	0.2144
	Average	0.7835	1.4834	0.2160

D. Ablation Study

To validate our contributions, we first establish a strong baseline. Our current work builds upon the insights from prior research, such as NeuralNDE [31], but targets a different scenario: a large-scale, mixed-traffic urban intersection. Thus, our baseline (“Without IDS” in Table I) is a powerful scene-aware Transformer framework that we tailored specifically to handle the high agent density and model heterogeneous interactions inherent to this challenging setting. The primary ablation then isolates the additional gains from our core methodological innovation — the Interaction Decoupling Strategy — when applied to this purpose-built backbone.

As shown in Table I, all IDS-based models outperform this

baseline, confirming the strategy’s overall effectiveness. We further analyzed the sensitivity of IDS to its TTC threshold, a critical hyperparameter. We tested thresholds of 0s, 1s, 2s, and 4s, a range informed by our dataset’s TTC distribution (Fig 3(d)). A 0s threshold proves overly restrictive (*interaction sparsity*), while higher thresholds (2s, 4s) introduce noise (*interaction redundancy*). The 1s threshold strikes an effective balance, best capturing salient interactions.

Building on the optimal configuration, we also confirmed our Dual-Cross Attention outperforms a simpler Uni-Cross variant. Finally, the substantial improvement in collapse time (Table II) demonstrates the crucial role of our full model in ensuring long-term simulation robustness.

TABLE II: Average Collapse Time Comparison

Method	Average Collapse Time (s)
Dual-Cross Attention(TTC=1s)	895
Without IDS	15

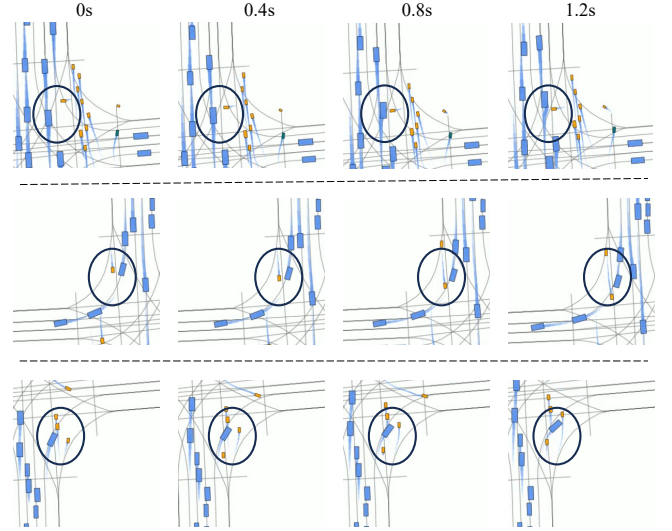


Fig. 6: Simulation Case Study.

E. Case Study

To provide qualitative insights into IntersectionNDE’s capabilities in simulating complex urban traffic, we present detailed case studies of representative scenarios from the CiCross test set. We selected three typical interaction scenarios for analysis, as shown in Fig 6.

In Fig 6, blue denotes motorized vehicles and yellow denotes NMVs. In the first scenario, a non-motorized vehicle is running a red light and slows down or pauses due to obstruction from motorized vehicles approaching perpendicularly. In the second scenario, the motorized vehicle decelerates to yield. In the third scenario, the motorized vehicle encounters a stream of NMVs while making a right turn and responds by quickly turning through maneuvers such as yielding and accelerating.

V. CONCLUSION

In this work, we introduce CiCross, a novel dataset for heterogeneous urban interactions, and IntersectionNDE, a data-driven scene-level simulator. Leveraging marginal-to-joint simulation via our Interaction Decoupling Strategy (IDS), IntersectionNDE improves generalization to unseen interaction combinations within the same scene and achieves significantly enhanced simulation robustness and long-term stability in capturing complex urban traffic distributions.

ACKNOWLEDGMENT

This research is supported by the National Key R&D Program of China (2023YFB2504400), the Beijing Natural Science Foundation under Grant QY24260, and the Beijing Natural Science Foundation under Grant L243025.

REFERENCES

- [1] S. Feng, H. Sun, X. Yan, H. Zhu, Z. Zou, S. Shen, and H. X. Liu, "Dense reinforcement learning for safety validation of autonomous vehicles," *Nature*, vol. 615, no. 7953, pp. 620–627, 2023.
- [2] S. Feng, X. Yan, H. Sun, Y. Feng, and H. X. Liu, "Intelligent driving intelligence test for autonomous vehicles with naturalistic and adversarial environment," *Nature communications*, vol. 12, no. 1, p. 748, 2021.
- [3] W. Li, C. Pan, R. Zhang, J. Ren, Y. Ma, J. Fang, F. Yan, Q. Geng, X. Huang, H. Gong *et al.*, "Aads: Augmented autonomous driving simulation using data-driven algorithms," *Science robotics*, vol. 4, no. 28, p. eaaw0863, 2019.
- [4] K. Guo, Z. Miao, W. Jing, W. Liu, W. Li, D. Hao, and J. Pan, "Lasil: learner-aware supervised imitation learning for long-term microscopic traffic simulation," in *Proceedings of the IEEE/CVF Conference on Computer Vision and Pattern Recognition*, 2024, pp. 15 386–15 395.
- [5] S. Ettinger, S. Cheng, B. Caine, C. Liu, H. Zhao, S. Pradhan, Y. Chai, B. Sapp, C. R. Qi, Y. Zhou *et al.*, "Large scale interactive motion forecasting for autonomous driving: The waymo open motion dataset," in *Proceedings of the IEEE/CVF International Conference on Computer Vision*, 2021, pp. 9710–9719.
- [6] H. Caesar, V. Bankiti, A. H. Lang, S. Vora, V. E. Liong, Q. Xu, A. Krishnan, Y. Pan, G. Baldan, and O. Beijbom, "nuscenes: A multimodal dataset for autonomous driving," in *Proceedings of the IEEE/CVF conference on computer vision and pattern recognition*, 2020, pp. 11 621–11 631.
- [7] M.-F. Chang, J. Lambert, P. Sangkloy, J. Singh, S. Bak, A. Hartnett, D. Wang, P. Carr, S. Lucey, D. Ramanan *et al.*, "Argoverse: 3d tracking and forecasting with rich maps," in *Proceedings of the IEEE/CVF conference on computer vision and pattern recognition*, 2019, pp. 8748–8757.
- [8] W. Zhan, L. Sun, D. Wang, H. Shi, A. Clausse, M. Naumann, J. Kummerle, H. Konigshof, C. Stiller, A. de La Fortelle *et al.*, "Interaction dataset: An international, adversarial and cooperative motion dataset in interactive driving scenarios with semantic maps," *arXiv preprint arXiv:1910.03088*, 2019.
- [9] V. G. Kovvali, V. Alexiadis, and L. Zhang, "Video-based vehicle trajectory data collection," *Tech. Rep.*, 2007.
- [10] J. Houston, G. Zuidhof, L. Bergamini, Y. Ye, L. Chen, A. Jain, S. Omari, V. Iglovikov, and P. Ondruska, "One thousand and one hours: Self-driving motion prediction dataset," in *Conference on Robot Learning*. PMLR, 2021, pp. 409–418.
- [11] J. Bock, R. Krajewski, T. Moers, S. Runde, L. Vater, and L. Eckstein, "The ind dataset: A drone dataset of naturalistic road user trajectories at german intersections," in *2020 IEEE Intelligent Vehicles Symposium (IV)*. IEEE, 2020, pp. 1929–1934.
- [12] R. Krajewski, J. Bock, L. Kloeker, and L. Eckstein, "The highd dataset: A drone dataset of naturalistic vehicle trajectories on german highways for validation of highly automated driving systems," in *2018 21st international conference on intelligent transportation systems (ITSC)*. IEEE, 2018, pp. 2118–2125.
- [13] R. Krajewski, T. Moers, J. Bock, L. Vater, and L. Eckstein, "The round dataset: A drone dataset of road user trajectories at roundabouts in germany," in *2020 IEEE 23rd International Conference on Intelligent Transportation Systems (ITSC)*. IEEE, 2020, pp. 1–6.
- [14] P. A. Lopez, M. Behrisch, L. Bieker-Walz, J. Erdmann, Y.-P. Flötteröd, R. Hilbrich, L. Lücken, J. Rummel, P. Wagner, and E. Wießner, "Microscopic traffic simulation using sumo," in *2018 21st international conference on intelligent transportation systems (ITSC)*. Ieee, 2018, pp. 2575–2582.
- [15] M. Fellendorf and P. Vortisch, "Microscopic traffic flow simulator vissim," *Fundamentals of traffic simulation*, pp. 63–93, 2010.
- [16] Q. I. Yang and H. N. Koutsopoulos, "A microscopic traffic simulator for evaluation of dynamic traffic management systems," *Transportation Research Part C: Emerging Technologies*, vol. 4, no. 3, pp. 113–129, 1996.
- [17] N. Nayakanti, R. Al-Rfou, A. Zhou, K. Goel, K. S. Refaat, and B. Sapp, "Wayformer: Motion forecasting via simple & efficient attention networks," in *2023 IEEE International Conference on Robotics and Automation (ICRA)*. IEEE, 2023, pp. 2980–2987.
- [18] S. Shi, L. Jiang, D. Dai, and B. Schiele, "Motion transformer with global intention localization and local movement refinement," *Advances in Neural Information Processing Systems*, vol. 35, pp. 6531–6543, 2022.
- [19] —, "Mtr++: Multi-agent motion prediction with symmetric scene modeling and guided intention querying," *IEEE Transactions on Pattern Analysis and Machine Intelligence*, vol. 46, no. 5, pp. 3955–3971, 2024.
- [20] Y. Wang, T. Zhao, and F. Yi, "Multiverse transformer: 1st place solution for waymo open sim agents challenge 2023," *arXiv preprint arXiv:2306.11868*, 2023.
- [21] P. Ye, F. Zhu, Y. Lv, X. Wang, and Y. Chen, "Efficient calibration of agent-based traffic simulation using variational auto-encoder," in *2022 IEEE 25th International Conference on Intelligent Transportation Systems (ITSC)*. IEEE, 2022, pp. 3077–3082.
- [22] L. Feng, Q. Li, Z. Peng, S. Tan, and B. Zhou, "Trafficgen: Learning to generate diverse and realistic traffic scenarios," in *2023 IEEE international conference on robotics and automation (ICRA)*. IEEE, 2023, pp. 3567–3575.
- [23] S. Tan, K. Wong, S. Wang, S. Manivasagam, M. Ren, and R. Urtasun, "Scenegen: Learning to generate realistic traffic scenes," in *Proceedings of the IEEE/CVF Conference on Computer Vision and Pattern Recognition*, 2021, pp. 892–901.
- [24] D. Rempe, J. Philion, L. J. Guibas, S. Fidler, and O. Litany, "Generating useful accident-prone driving scenarios via a learned traffic prior," in *Proceedings of the IEEE/CVF Conference on Computer Vision and Pattern Recognition*, 2022, pp. 17 305–17 315.
- [25] C. Tang, W. Zhan, and M. Tomizuka, "Exploring social posterior collapse in variational autoencoder for interaction modeling," *Advances in Neural Information Processing Systems*, vol. 34, pp. 8481–8494, 2021.
- [26] L. Bergamini, Y. Ye, O. Scheel, L. Chen, C. Hu, L. Del Pero, B. Osinski, H. Grimmer, and P. Ondruska, "Simnet: Learning reactive self-driving simulations from real-world observations," in *2021 IEEE International Conference on Robotics and Automation (ICRA)*. IEEE, 2021, pp. 5119–5125.
- [27] K. Zhang, C. Chang, W. Zhong, S. Li, Z. Li, and L. Li, "A systematic solution of human driving behavior modeling and simulation for automated vehicle studies," *IEEE transactions on intelligent transportation systems*, vol. 23, no. 11, pp. 21 944–21 958, 2022.
- [28] Z. Zhong, D. Rempe, D. Xu, Y. Chen, S. Veer, T. Che, B. Ray, and M. Pavone, "Guided conditional diffusion for controllable traffic simulation," in *2023 IEEE international conference on robotics and automation (ICRA)*. IEEE, 2023, pp. 3560–3566.
- [29] E. Pronovost, K. Wang, and N. Roy, "Generating driving scenes with diffusion," *arXiv preprint arXiv:2305.18452*, 2023.
- [30] X. Wang, Z. Zhu, G. Huang, X. Chen, J. Zhu, and J. Lu, "Drivedreamer: Towards real-world-drive world models for autonomous driving," in *European Conference on Computer Vision*. Springer, 2024, pp. 55–72.
- [31] X. Yan, Z. Zou, S. Feng, H. Zhu, H. Sun, and H. X. Liu, "Learning naturalistic driving environment with statistical realism," *Nature communications*, vol. 14, no. 1, p. 2037, 2023.
- [32] D. Chen, M. Zhu, H. Yang, X. Wang, and Y. Wang, "Data-driven traffic simulation: A comprehensive review," *IEEE Transactions on Intelligent Vehicles*, 2024.