

Characterizing Web Search in The Age of Generative AI

Elisabeth Kirsten,^{†‡} Jost Grosse Perdekamp,^{†‡} Mihir Upadhyay[‡]

Krishna P. Gummadi,[†] Muhammad Bilal Zafar^{†‡}

elisabeth.kirsten@rub.de

[†]Ruhr University Bochum, [‡]UAR RC Trust, [†]MPI-SWS
Germany

Abstract

The advent of LLMs has given rise to a new type of web search: Generative search, where LLMs retrieve web pages related to a query and generate a single, coherent text as a response. This output modality stands in stark contrast to traditional web search, where results are returned as a ranked list of independent web pages. In this paper, we ask: Along what dimensions do generative search outputs differ from traditional web search? We compare Google, a traditional web search engine, with four generative search engines from two providers (Google and OpenAI) across queries from four domains. Our analysis reveals intriguing differences. Most generative search engines cover a wider range of sources compared to web search. Generative search engines vary in the degree to which they rely on internal knowledge contained within the model parameters v.s. external knowledge retrieved from the web. Generative search engines surface varying sets of concepts, creating new opportunities for enhancing search diversity and serendipity. Our results also highlight the need for revisiting evaluation criteria for web search in the age of Generative AI.

1 Introduction

While traditional web search has been ever-evolving over the last three decades, its most basic mechanics have remained largely unchanged. In response to a user query, web search engines such as Brave, Bing, DuckDuckGo, and Google return a ranked list of roughly ten search results. These results are ranked based on their relevance, source authority, and other criteria like diversity and alignment with the user’s profile [33]. A vast body of research has focused on optimizing the quality of these top-ranked results.

With the rise of generative AI, web search is shifting towards a stronger reliance on Large Language Models (LLMs) [30]. This evolution has given rise to a new type of web search, generative AI-based search [26]. Under this new search paradigm, users interact with a LLM-based chatbot and receive an answer in natural language instead of a ranked list of search results. In fact, traditional search engines like Google now integrate AI-powered search results in their outputs. These systems typically operate by performing a web search, retrieving relevant web pages, and then condensing the information into a coherent, self-contained response. See Figure 1 for an example.

Generative search differs from traditional web search along several key dimensions: **(i) Different output format:** The two search types result in differently formatted outputs. While traditional web search results mostly consist of independent web pages, generative search results form a single coherent text block. **(ii) Much wider coverage:** By default, traditional search engines display excerpts from (usually) the top 10 web pages to users. Users would need to

manually navigate in order to view the lower-ranked results. Prior research indicates that users often do not navigate beyond the top ten search results [8, 32], or even the top three results [2]. On the other hand, generative search can potentially synthesize content from far more than ten sources into a single coherent response. **(iii) Reliance on external v.s. internal knowledge:** Traditional web search largely relies on external sources, that is, webpages, to deliver search results. Generative search, on the other hand, combines retrieved information from external sources with the LLM’s internal knowledge about the world. This internal knowledge is used to either answer queries without consulting external sources [28], or to process the information contained in the external sources into a single answer [30].

In this work, we aim to characterize the effect of these differences on the search result outputs. Specifically, we ask the following questions:

- RQ1** Generative AI (GenAI) models can potentially process many more than the top 10 search results simultaneously. To what extent do they leverage this capability to reach a more diverse range of sources?
- RQ2** In what ratio do generative search engines rely on external knowledge from the web v.s. the internal knowledge contained within the underlying LLM?
- RQ3** Does the reliance on a more diverse range of sources (RQ1) and their internal knowledge (RQ2) allow GenAI models to produce more diverse outputs?

To answer these questions, we compare a traditional search engine, the organic search results from Google Search (Organic), with four generative search engines, Google AI Overview (AIO), Gemini (Gemini), GPT-4o-Search (GPT-Search), and GPT-4o with search as a tool (GPT-Tool). We perform the comparison on six datasets covering domains like politics, product reviews, and science. We further analyze a set of trending, time-sensitive queries to assess how different engines handle recent information. Source and content analysis reveal intriguing insights.

There are large differences in the sources returned by traditional and generative search engines. For instance, on average 53% (27%) of domains that AIO consults are not contained in top-10 (top-100) Organic search results. Similarly, while 38% (89%) of the Organic search result domains are contained within top-1K (top-1M) most visited websites, the same numbers are 34% (85%) for AIO and 35% (81%) for GPT-Tool. The differences can be larger depending on the query dataset.

Different generative search engines rely on their internal knowledge to vastly different degrees. Whereas GPT-Tool consults, on average, 0.4 web pages to answer a query, the same number is 8.6, 8.5, and 4.1 for AIO, Gemini, and GPT-Search. Relying on fewer sources does

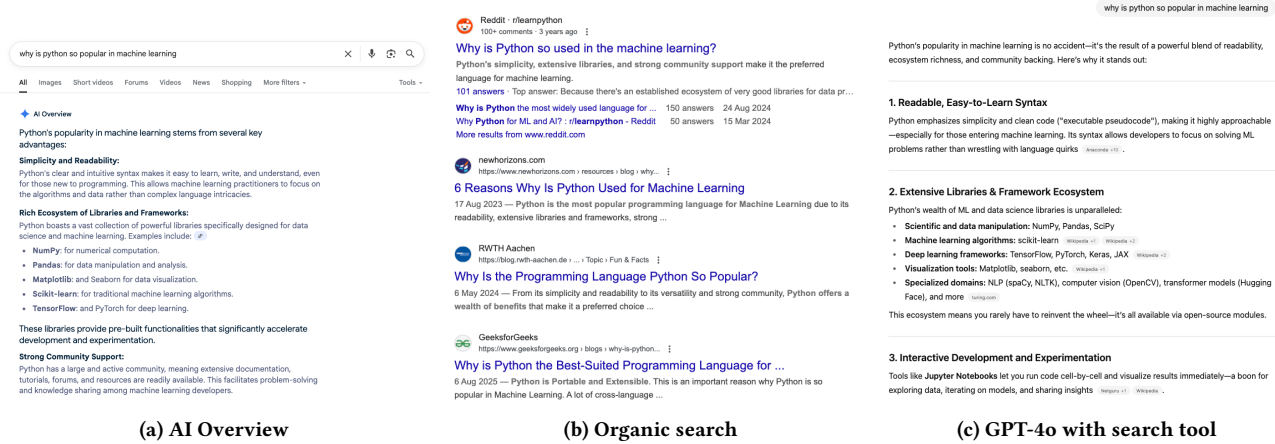


Figure 1: Web search output of different search engines. Figures 1a and 1b show the Google search output when querying for “why is python so popular in machine learning”. At the top of the results page is an AI overview produced by generative AI. The AI overview also contains links grounding the retrieved information. Below the AI Overview are the traditional web search results consisting of (often) top-10 URLs along with their titles and relevant text snippets. The response of GPT-4o with web search used as a tool is also accompanied by the supporting links (Figure 1c).

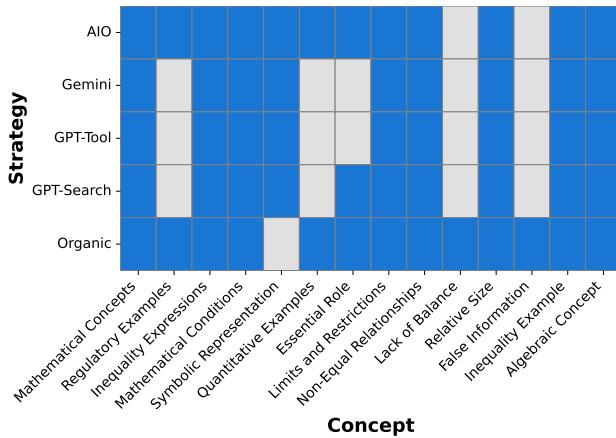


Figure 2: Concepts covered by different strategies for the query “What is an example of inequality?” The x-axis shows the topics discovered in the search engine outputs (Section 5), the y-axis shows the search engines. Blue boxes indicate that the topic appeared in that engine’s output. Search engines differ in the concepts they bring up.

not lead to significant degradation in topical coverage. A topical analysis of the content using concept induction [22] finds that GPT-Tool covers 71% of topics discovered by all search engines combined.

While generative search results bring up similar numbers of concepts overall, there can be nuanced differences in the content. Figure 2 shows the concepts covered by different search engines for a single query. The figure shows that some concepts are covered by only a few search engines. Our analysis also finds that on ambiguous

queries (e.g., names shared by different people, same technical terms used in different disciplines with different meanings), individual generative search engines are sometimes not able to cover all the different aspects, and that the organic search results provide better coverage. On queries that have few concepts covered by all strategies (at the 10th percentile), Organic search results still achieve the best coverage with an average median of 0.60 across datasets, the same number is 0.51 for AIO, and only 0.47 for GPT-Tool.

Our findings highlight important considerations for the future of design and evaluation of generative search. First, differences in source selection and internal knowledge use can subtly shift which perspectives and facts users are exposed to, even when overall topic coverage appears similar. Second, the condensed, single-response format of generative search changes how information is packaged and prioritized, with potential consequences for transparency, trust, and user agency. Finally, existing search evaluation metrics, designed for ranked lists of individual results, do not capture shifts in diversity, novelty, grounding, and temporal reliability.

Our results motivate the development of new evaluation methods that jointly consider source diversity, conceptual coverage, and synthesis behavior. Such methods would enable a more complete understanding of the trade-offs between comprehensiveness, conciseness, and factual grounding in generative search systems, and inform design choices that balance efficiency with diversity of information exposure.

2 Related Work

Research on evaluating traditional web search engines has focused on issues like relevance, diversity, freshness, and coverage. Relevance measures how well returned documents satisfy the user’s information need. Metrics such as Precision, Recall, and nDCG reward systems that rank relevant results highly. Evaluation

frameworks also measure *diversity* to ensure coverage of multiple intents, subtopics, or viewpoints for ambiguous queries (e.g., subtopic recall, α -nDCG). *Freshness* captures the timeliness of results, particularly for event-driven or transient queries. *Coverage* measures the breadth of retrieved content. These criteria are effective for ranked lists of documents, but do not directly apply to the synthesized, single-response outputs of generative search engines.

Large Language Models (LLMs) are commonly assessed on question answering, summarization, factual grounding, and tool use [16, 17, 24]. Summarization metrics capture coverage, coherence, and factual accuracy using measures such as ROUGE and BERTScore. In information-seeking contexts, retrieval-augmented generation (RAG) enhances LLMs with external knowledge to improve factuality [14, 20, 35]. Recent work has applied LLMs to query understanding, ranking [38], and generating clarifying questions [6, 36]. In this work, we focus on a specific use case of LLMs as information sources, namely, web search.

Prior work on diversity in search has examined multiple dimensions of bias, including political, geographical, and commercial bias [19]. Evaluations typically focus on the diversity of website links and domains in the result set [19, 21, 39]. Political bias studies investigate ideological skew in ranked result sets [25]. Commercial bias studies document how ranking algorithms and sponsored placements can systematically favor certain products, brands, or the search engine’s own services [19]. Recent work has applied ranking fairness metrics to quantify viewpoint diversity in search results [12]. Coverage of diverse perspectives is often measured using precision and recall metrics over a predefined set of perspectives [9, 12, 37]. In this work, we measure diversity at the source and content level, and examine the interactions of the two. We capture diversity in the informational content itself, based on the concepts surfaced by different search engines.

Generative search retrieves and synthesizes information into new text rather than returning a ranked list [30, 35]. Recent work evaluates verifiability, credibility, and accuracy of generative search engines [27]. Hu et al. [15] evaluate the susceptibility of generative search engines to adversarial factual questions, using human evaluation to assess accuracy. Dai et al. [11] identify bias and unfairness issues arising from the integration of LLMs into IR systems through a literature survey. Recent audit studies explore bias, sentiment, and authority in generated responses [23]. Aliannejadi et al. [5] examine how users interact with Generative IR systems. Dai et al. [10] argue that generative AI search disrupts the feedback loops powering traditional web search and introduces a paradigm to reintroduce feedback into generative search. Sharma et al. [34] study the potential of conversational search systems to create echo chambers. Recent work proposes new evaluation principles and benchmarks for generative search. Narayanan Venkit et al. [31] propose a benchmark with metrics to evaluate answer engine performance. They conduct user evaluations on BingChat, Perplexity, YouChat, and Google, identify limitations, and propose design recommendations and metrics. Gienapp et al. [13] introduce a new user model and discusses evaluation objectives tailored to generative IR systems. Ai et al. [3] discuss how LLMs are being used in IR while Alaofi et al. [4] define new retrieval principles for GenIR. Miroyan et al. [29] gather a crowdsourced dataset of LLM-powered searches and shows

Dataset	Domain	Example queries
MS Marco	General (search engine)	- origin of term doldrums - knowledge based technology definition - what causes typhoid fever
WildChat	General (chatbot)	- how do i stop procrastinating - what is rca in and in which part it is used in - which tech CEO is worth more than \$ 1 billion
AllSides	Politics	- what is the personal income tax - what is terrorism in 100 words - how does the global economy affect jobs and career
Regulatory Actions	Politics	- what alternatives are offered after ending DEI programs? - is my personal bitcoin affected by the strategic bitcoin reserve and stockpile?
Science Queries	Science	- what is discreet search - what is set based programming - what company is leading in robotics
Products	Shopping	- crocs worth it - school supplies reviews - best bedroom storage dresser

Table 1: Examples of queries from each dataset.

that user preferences were influenced by citations, even when the content is not supported by them. To the best of our knowledge, our work is the first one to systematically characterize the sources retrieved by generative search engines and study the effect on the properties of the content, like topical diversity.

3 Experimental Setup

In this section, we describe the datasets and the search engines used in our experiments. Table 1 shows examples of queries from each dataset.

3.1 Datasets

Our goal was to select datasets that cover one or more of the following desiderata. The datasets should: (i) reflect real users’ queries to both traditional and generative search engines, (ii) cover everyday queries as well as more domain-specific workloads like politics, science, and shopping, and (iii) not only focus on queries relating to persistent topics (e.g., “nemeses in literature”), but also focus on time-dependent topics, e.g., “Designating English as the official language of the US” which was an executive order issued in March 2025. With these desiderata in mind, we consider the following datasets:

MS Marco. The dataset contains real Bing search queries for open-domain retrieval and QA [7]. We randomly sampled 1,000 queries.

WildChat. We subsample the dataset of 1 million queries released by Zhao et al. [41]. The authors gathered the dataset by granting users free access to ChatGPT and recording their interactions with the model. The authors of the original dataset post-processed it to remove PII, sensitive, and toxic conversations. Since our goal is to compare search results of traditional and generative search engines, we exclude queries that are conversational in nature. Specifically, we filter out queries that contain “you”, “your” or “u”. We also filter out queries shorter than 4 or longer than 75 characters. We only select queries that start with “who”, “what”, “when”, “where”, “why”,

“how”, “which”, sampling 250 queries from each starting word. In total, we obtain 1,750 queries.

AllSides. We generate this dataset to specifically focus on political issues. We take a list of political topics and issues from the news media site AllSides.com.¹ We excluded topics if they were primarily geographic (e.g., China, Russia), economic without direct political framing (e.g., Business, Banking and Finance), cultural (e.g., Arts and Entertainment), or overly broad (e.g., World, General News) or ambiguous (Criminal Justice). Examples of included topics are “abortion”, “immigration” and “religion and faith”. We convert the topics to search queries as follows: We feed the topic to Google as a search query and gather 10 user-centric questions using Google’s “People Also Ask” feature. We also include the topic itself as a query.

Regulatory Actions. We generate this dataset to capture political queries pertaining to recent events. We gathered a list of major executive orders issued by the second Trump administration. We use the list maintained by the Brookings Institute.² In total, we gathered 58 executive orders covering the timespan between January and July 2025. For each action, we ask GPT-4o to generate 10 questions that a real person might ask about the action. The precise prompt for generating the queries is contained in Section A.

Science Queries. Our goal here was to gather queries related to scientific topics. We manually gathered 45 AI-related topics from the ACM Computing Classification System (CCS).³ Topics include entries like “Information extraction”, “Machine translation” and “Vagueness and fuzzy logic”. We pass the topics to Google as a search query and gather 10 user-centric queries listed under the “People Also Ask” heading.

Products. With this dataset, our goal was to study the difference in search results on product-related queries. We take a list of the 100 most searched Amazon products of 2023 from semrush.⁴ Searches include terms like “apple watch band”, “desk” and “iphone 13 case”. We then turn the queries into review and comparison-oriented questions using custom templates like “<product name> review” and “<product name> worth it”. The detailed procedure is described in Section A. In total, the datasets consist of 4,606 queries.

3.2 Search Engines

Our desiderata for selecting search engines are to: (i) study both traditional and generative search engines, (ii) cover generative models whose dedicated use is to be a web search engine *as well as* generative models that are mainly chatbots but can use web search as a tool to respond to user queries. The latter is motivated by the fact that users are increasingly using chatbots to perform tasks similar to web search [18, 40]. We use the following search engines:

Organic Google Search (Organic). We query the Google search engine to obtain the search results, setting the number of top results to be retrieved to 100. In order to compare the overlap between generative search and Google search at various ranks, we analyze these top 100 returned results the Organic search. For the remaining analysis, we only consider the top 10 results. In rare cases, Google

returns fewer than 10 results due to the presence of other content, like Google Knowledge Graph results. We use the SERP API to automatically query the Google website.⁵

Google AI Overviews (AIO). In addition to the organic search results, a Google search in most cases also results in an AI Overview. Whether to generate an AI Overview is decided internally by Google Search. The AI Overviews are also accompanied by source URLs that were used to generate the AI overview. Overall, 65% of the queries generated an AI overview in the US location and 63% of the queries generated an AI overview for the DE location. See Table 2 in Section A for the number of cases per dataset. *We perform the search comparisons only for cases where all the search engines (organic and generative) produce an answer.* Hence, we query the remaining models only with inputs where AIO generated a response.

Gemini-2.5-Flash with Google Search (Gemini). While Gemini-2.5-Flash is primarily an AI assistant, it can be used with web search to ground the results [1]. Given a query, the model first decides if a web search should be performed. For our datasets, the model performs the search in more than 99.5% of the cases. If the model decided to perform a search, it transforms the original query by rephrasing it one or more times. For instance, the query “What are the main goals of the Make America Healthy Again Commission?” is transformed to search queries “Make America Healthy Again Commission goals” and “Make America Healthy Again Commission objectives”. We use a thinking budget of 0 tokens.

GPT-4o Search (GPT-Search) always performs a web search before returning an answer. We set the search radius to “medium”. We used the model version gpt-4o-search-preview-2025-03-11.

GPT-4o with Search Tool (GPT-Tool) determines on a per-query basis whether to use web search as a tool. Except for the Products and Regulatory Actions datasets, the percentage of cases when the model performs a search is close to 0. See Table 2 in Section A for details. We set the search radius to “medium”. Results for different search context size settings are reported in the Section D. The model version we use is gpt-4o-2024-08-06.

Miscellaneous Parameters. All queries were performed in English. Queries for the generative AI models (Gemini, GPT-Search, and GPT-Tool) were performed using their respective APIs. For models that support a temperature parameter (Gemini and GPT-Tool), we set it to 0. We set the maximum new tokens to 1,000. All queries were performed in September 2025. To study the effect of location, we performed queries from two locations: United States (US) and Germany (DE). We used virtual machines on Google Compute Platform to ensure that the requesting IPs were located in the corresponding country. Unless mentioned otherwise, the main paper contains the results for the US location. Results for the DE location are included in Sections B, C and E.

4 Analyzing the Search Sources

We now characterize the differences in sources that distinct search engines retrieve when generating search results.

Search engines differ in how much they rely on internal v.s. external knowledge. Figure 3 shows the number of links per query

¹<https://www.allsides.com/topics-issues>

²<http://brookings.edu/articles/tracking-regulatory-changes-in-the-second-trump-administration/> (Accessed: 18/07/25)

³<https://dl.acm.org/ccs>

⁴<https://www.semrush.com/blog/most-searched-items-amazon/> (Accessed: 18/07/25)

⁵<https://serpapi.com/search-api>

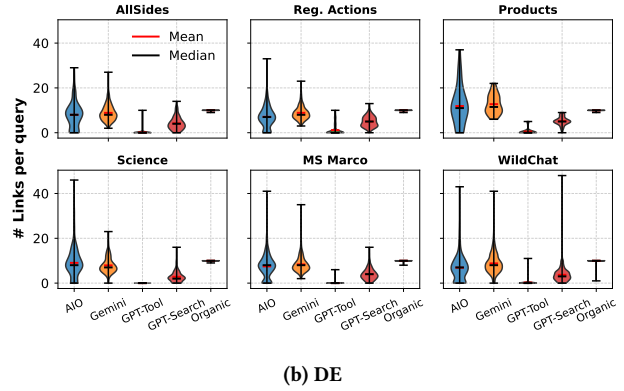
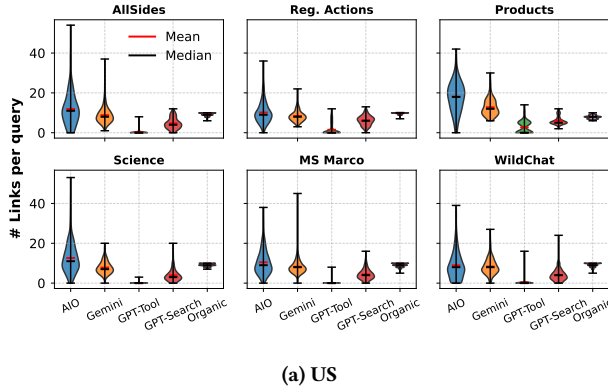


Figure 3: Different search engines rely on external knowledge to a different degree. GPT-Tool cites much fewer web pages than other models, followed by GPT-Search. AIO tends to cite the most web pages. The effects vary based on the dataset. The number of web pages does not show significant differences across the two countries.

for different datasets and search engines. The figure shows vast differences in reliance on internal knowledge. For instance, for US, the median number of links averaged over all datasets for GPT-Tool is 0 as compared to 9 for AIO. The second GPT model, GPT-Search, retrieves the second lowest number of links. The median number of links averaged over all the datasets for the US is 4.

The reliance on external links is query-specific. While the median number of links for the AIO model is similar to the median number of links for Organic (9 vs. 10), they differ sharply at the extremes. At the 10th percentile, AIO retrieves fewer links (0.6 v.s. 10), while at the 90th percentile, it retrieves far more (17 v.s. 10). In other words, Organic search is effectively fixed at 10 results, whereas AIO adaptively decides how many web pages to retrieve.

We analyze the queries where AIO retrieved very few, e.g., two or fewer web pages (15% of AIOs). Many of these are short, fact-seeking questions that ask for a specific piece of information without requiring extensive reasoning (e.g., “what is alabama state university motto”, “Where is the capital of South Korea?”). The results show that *for certain query forms like intransient, well-accepted facts, generative search can retrieve the information from the model’s internal knowledge, potentially saving the effort spent in retrieving 10 Organic search results, and the effort on the users’ part to process them.* This, of course, would come at the cost of serendipity and risk of hallucinations.

We analyze the queries for which the AIO retrieved more than 30 web pages (about 2% of all queries). These queries tend to be more open-ended in nature. Examples include “What jobs will AI agents replace?” and “How can I calm down myself”.

Most generative search models cite sources of lower popularity than Organic search. We use the Tranco website⁶ to measure the rank of retrieved results. Tranco provides a list of 1M most visited domains. The percentage of retrieved websites that are contained within the 1M list are 89% for Organic, 85% for AIO, 81% for GPT-Tool, 86% for GPT-Search, and 83% for Gemini.

Figure 4 shows the rank CDF for the links that were found within the Tranco 1M list. While GPT-Tool has the lowest number of links

found in the 1M list at 81%, the links it finds rank consistently higher than the other models. For instance, the median website rank averaged over all the datasets is 1124 for GPT-Tool as compared to 2352 for Organic. The only exception to the trend is the Products dataset. For the Regulatory Actions dataset, both the GPT models retrieve sources that are ranked significantly higher. The median website rank averaged for the GPT-Tool and GPT-Search models is 866 for both, but for the remaining search engines the values are all > 12,000.

This observation leads to a follow-up question: Generative search models can go deeper in their sources’ ranks. What is the impact on diversity and content? We address this question in Section 5.

Generative search links do not overlap with top-10 Organic search results. Figure 5 shows that the AIO search results have less than 50% overlap with the top-10 Organic search results. The overlap does not exceed 60% when considering top-100 Organic search results. For specific datasets like Products, the overlap is as small as 30%.

Figures 22 and 23 in Section B show the overlap for other search engines for US and DE locations. The figures show similar overlap results for the Gemini model. The links retrieved by GPT-Tool and GPT-Search have a much lower overlap with the top-100 search results. The overlap of GPT-Tool is almost 0.

Instead of comparing full URLs (e.g., https://en.wikipedia.org/wiki/Abraham_Lincoln), we also compare the overlap in domains (e.g., [wikipedia.org](https://en.wikipedia.org)) retrieved by different generative search engines. As shown by Figures 24 and 25, the domain overlap is higher than the URL overlap. The AIO results have the highest overlap, followed by Gemini, GPT-Search, and GPT-Tool. However, a significant number of domains retrieved by generative search engines are still outside of the top-100 Organic search domains.

The types of websites retrieved by generative search engines can be very different from Organic search. We also analyze the types of websites that were retrieved by various search engines. We use an LLM-judge setting to classify websites using the Google Content Categories (26 categories) and a more web-oriented hand-designed categorization (10 categories). The hand-designed list

⁶<https://tranco-list.eu> (Retrieved in July 2025)

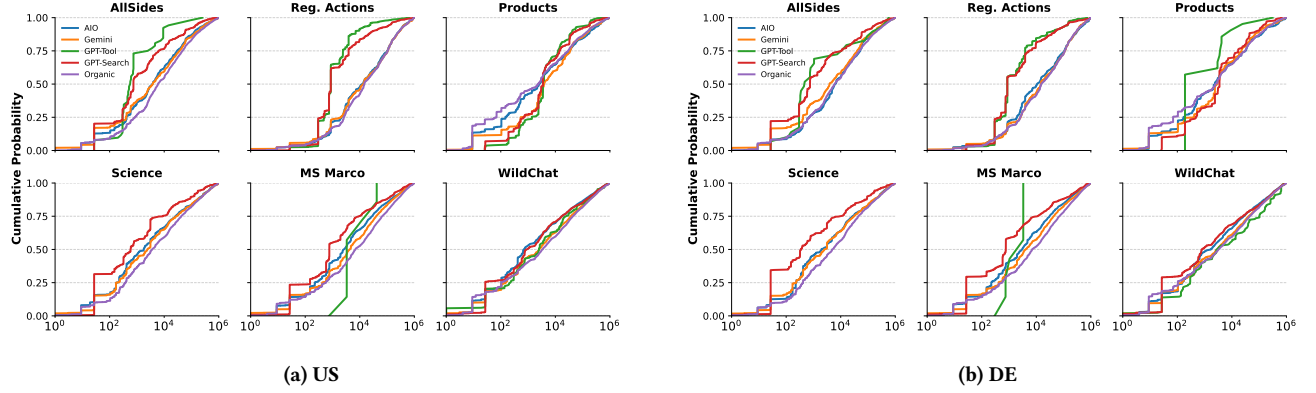


Figure 4: Different search engines select information from domains of differing ranks. Except for the Products data, the GPT models select the highest ranking sources. For the Regulatory Actions dataset, the ranks of web pages retrieved by GPT-Tool and GPT-Search are significantly higher than the other sources.

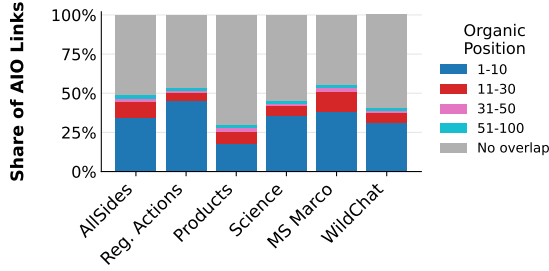


Figure 5: Overlap between the URLs retrieved by AIO and the top-100 Organic search results for the US location. In all datasets, more than 40% of the URLs retrieved by AIO are not contained in the top-100 Organic search results.

includes categories like “Encyclopedia” (e.g., Wikipedia and World Atlas) and “Science Publisher” (e.g., to classify websites like ACM, ScienceDirect and arXiv). Details can be found in Section B.1.

Figure 6 shows the results for the Science Queries dataset for the US location using the custom categorization. The results for other topics, locations, and categorizations can be found in Figures 26 to 29 in Section B. We find significant differences in the website categories. Most notably, the two GPT models (GPT-Tool and GPT-Search) rely heavily on Corporate Entities and Encyclopedias. Depending on the dataset, various search engines can retrieve up to 35% of their links from websites classified as Social Media and User Forum websites. However, the share of social media websites is close to zero for the GPT models. The only exception is the Products dataset, where 5% and 7% of the websites retrieved by GPT-Tool and GPT-Search are classified as social media.

In summary, our source analysis reveals that generative search engines fundamentally differ from traditional search along two key dimensions. First, their reliance on retrieved versus internal knowledge varies both by system design and query type (RQ2). Second, they generally draw from a more diverse set of web sources (RQ1). These differences in sourcing set the stage for our next analysis

on how such retrieval behaviors shape the structure, content, and conceptual coverage of generated outputs.

5 Analyzing the Search Content

In this section, we compare how search engine outputs differ in both structure and substance. We begin with high-level output characteristics such as length and structure, and then turn to the topical concepts surfaced by each search engine.

5.1 Output Characteristics

Output length and structure of the generative search output differs significantly from Organic search. Across generative search engines, output length and the number of links vary widely. For GPT-Tool, GPT-Search, and Gemini, longer responses tend to include more links. Figure 7 shows how response lengths distribute per dataset. Gemini produces the longest responses on average (2505 ± 552 characters), with especially long outputs for Products (mean: 3636 ± 995). Figure 8 shows the relationship between text length and number of links. GPT-Tool generates the shortest texts (mean: 1018 ± 219) and cites the fewest links (0.25 per search result). In contrast, AIO produces more links at a shorter average length (1656 ± 216 characters).

These length differences have structural implications. Organic search returns ten independent snippets by design. Each snippet is tied to a source, potentially enabling it to present multiple independent views. Generative engines like AIO, by contrast, must condense information into a short, cohesive narrative, or selectively highlight certain aspects.

In the following, we examine how these structural choices shape the topical coverage of the content.

5.2 Topical Content Analysis

We compare the high-level concepts mentioned by each search engine for a given query. We use LLoM [22], an LLM-powered topic inference framework that annotates unstructured text with interpretable topics. LLoM operates in two stages. First, using an LLM, it analyzes a set of texts and proposes concepts of increasing

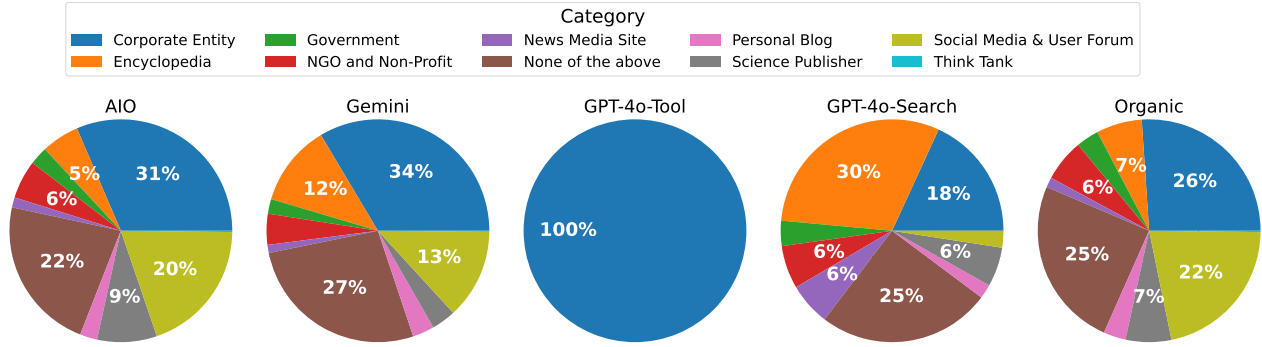


Figure 6: The type of retrieved domains varies between the search engines on the Science Queries dataset. GPT-Tool retrieves a single corporate website. Organic search and other generative search engines rely on a more diverse variety of sources.

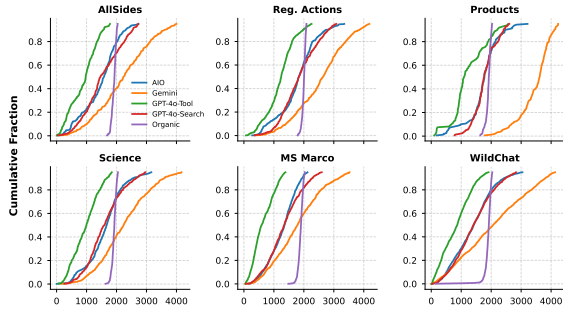


Figure 7: Response lengths for different search engines and datasets. y-axis is clipped at 0.95 due to long tails. Response lengths vary significantly between search engines.

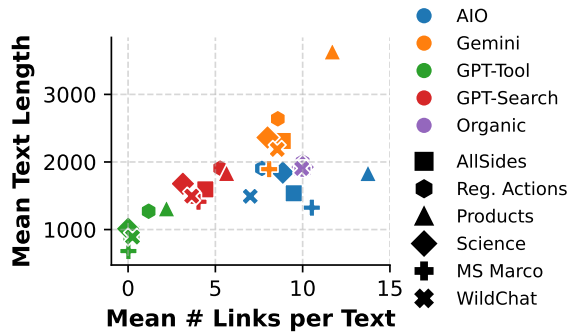


Figure 8: Ratio between the number of links retrieved by different search engines, and the text length for all datasets. GPT-Tool returns texts of the shortest length, but also retrieves the fewest URLs.

generality, along with inclusion criteria and representative text examples. In the second stage, it uses these concepts as labels to classify texts (again, by using a LLM), annotating if a given concept is present.

For each query, we combine the output of all search engines, that is the four generative search engines and the Organic search, and apply LLoM to detect topics. Each search engine’s output is treated as a separate document except for Organic search. For Organic search, we treat each of the (usually 10) results as a separate document. LLoM then produces a combined set of topics found in the collection of all the different engines’ outputs for that query (stage 1). We then classify each search engine’s output against these topics to measure the fraction of identified concepts that each output contains (stage 2). LLoM classifies the presence of the topic at a 5-point scale of [“strongly disagree”, “disagree”, “neutral”, “agree”, “strongly agree”]. We deem a topic to be present if the classification output is “agree” or “strongly agree”. Figure 2 shows an example of the topics surfaced for a query and how each engine scores them. Following the authors’ implementation, we use gpt-4o for stage 1 and gpt-4o-mini for stage 2. Our main findings are:

Traditional and generative search cover similar numbers of topics. Generative search engines achieve topic coverage levels comparable to Organic (Figure 9). Across all datasets, the coverage of all search results from Organic combined (mean: 0.78 ± 0.14) and GPT-Search are the highest (mean: 0.78 ± 0.16), followed closely by Gemini (mean: 0.77 ± 0.14), AIO (mean: 0.74 ± 0.16), and GPT-Tool (mean: 0.71 ± 0.16). Organic slightly outperforms GPT-Search on Regulatory Actions (83% v.s. 82%). On Products and MS Marco, GPT-Search outperforms Organic by a small amount ($< 4\%$ difference). While aggregate coverage values are similar, the specific concepts mentioned differ across engines (Figure 11). We observed cases where the concepts covered by different search engines are non-overlapping. In other words, **one search engine covers concepts that the other omit**. Figure 2 illustrates an example of this behavior.

Search engines differ in concept density. Search engines vary in how economically they introduce concepts relative to their output length. Organic search is inflexible here by design, with a fixed set of around ten snippets limiting variations in text length. In contrast, generative engines can scale concept count with output size. We show this relationship in Figure 10. GPT-Tool achieves slightly higher token efficiency, introducing more concepts per unit of text compared to other generative engines.

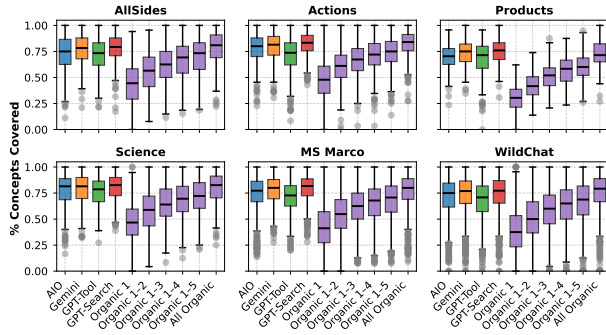


Figure 9: Number of concepts discovered per search engine. Generative search does not differ widely from Organic search in terms of the number of concepts. Organic search is able to cover most of the concepts within the first five search results.

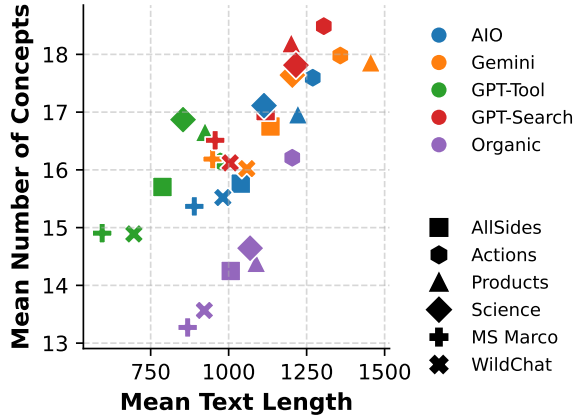


Figure 10: Ratio between the text length and the number of concepts covered per search engine for all datasets. Search engines differ in concept density. GPT-Tool shows higher token efficiency, mentioning more concepts per unit of text than other generative search engines.

Cumulative coverage of organic search. A single organic search snippet covers around 40% of all identified concepts on average, with the lowest coverage for Products (29%), and the highest for Science Queries (47%); see Figure 9 for details. The cumulative gain in number of topics as one progresses down the snippets shows diminishing returns. In most cases, the first five organic search results are sufficient to achieve high coverage. Manual analysis reveals that queries where these first five results reach a coverage of at least 90% tend to be fact-seeking questions with straightforward answers (e.g., “Is free speech 2nd amendment?”, “Is Siri a speech recognition?”, “are grains complex carbs”). Across datasets, the cumulative coverage of the first five results is 68% on average. This observation raises a key design question: **In an era where generative search can condense objective information into**

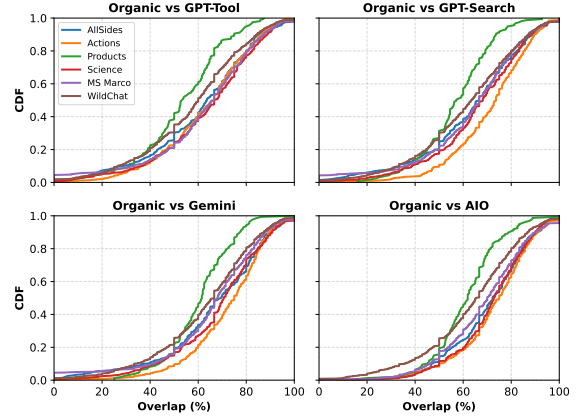


Figure 11: Overlap between Organic search and the generative search engines for the US location. Given a dataset, for each query, we compute the fraction of overlap between the concepts contained in Organic search and a generative search engine. Each panel plots the CDF of the overlap values across queries. Products contain the most overlap while Regulatory Actions contains the least.

concise responses, how many organic snippets does a user actually need to see?

For ambiguous queries, Organic search achieves the highest coverage of discovered topics. Figure 12 plots the fraction of concepts covered by each engine. The queries for which only a few concepts are covered by all engines tend to be ambiguous (e.g., “when do reality ends?” which could refer to a TV series or a philosophical question), underspecified (e.g., “when did Queen Elizabeth”), or malformed (e.g., “when is a gene”). An example of topic coverage per engine for a single query is shown in Figure 13. When we look at performance on the 10th percentile (i.e., queries with little overlap in concepts across engines), Organic achieves the highest coverage. Its median coverage on these queries is 67% across datasets (Figures 36a and 36b in Section C). It outperforms all other engines on every dataset except Products. Among the generative search engines, AIO achieves 55% median coverage, while GPT-Tool ranks lowest at 48%.

Despite accessing more and lower-ranked sources, generative search engines do not consistently cover more concepts than Organic search. Across datasets, their overall topic coverage is comparable. However, overlap analyses show that each engine surfaces a distinct subset of concepts, with some concepts being omitted entirely by others suggesting that increased retrieval breadth and internal knowledge do not expand topical diversity. Instead, generative engines tend to compress information, sometimes omitting secondary or ambiguous aspects that traditional search retains (RQ3).

6 Time Sensitivity of Generative Search

Generative search systems differ not only in how they synthesize and present information but also in how they adapt to the evolving

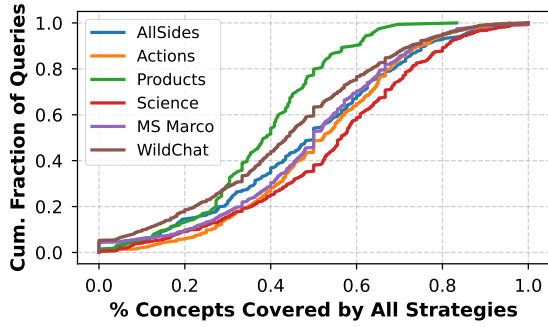


Figure 12: CDF of shared concept coverage across datasets. For each query, we compute the fraction of its concepts that are covered by all strategies, and plot the cumulative distribution across queries per dataset. Lower coverage values indicate queries where strategies diverge substantially in the concepts they mention.

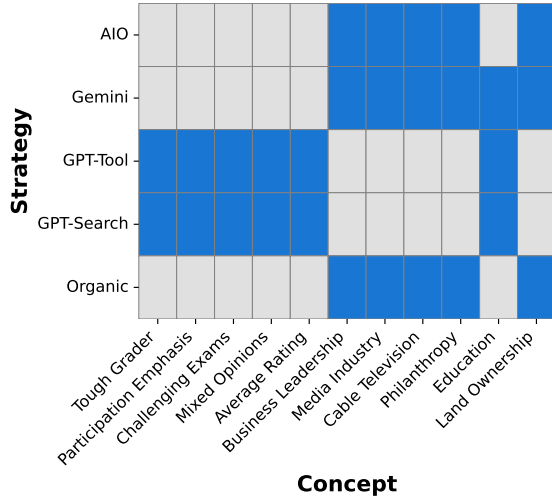


Figure 13: Topic coverage on the query “who is john malone at cc” from the WildChat dataset. Blue shaded boxes indicate that the topic was present in the output of that search engine. While GPT-Tool and GPT-Search mention a professor called John Malone, the other search engines refer to a billionaire businessman.

web around them. To assess their responsiveness to changing information around them, we examine two complementary aspects: (a) performance on *trending queries* that require access to recent content that likely cannot be part of the underlying LLM’s parametric knowledge, and (b) *temporal stability*, i.e., how results for the same queries change across different points in time.

6.1 Trending Queries

Generative and traditional search engines differ in the sources that they retrieve (e.g., in terms of number of links, popularity, and

type), and the degree to which they rely on retrieved versus internal model knowledge. Despite these differences, they achieve a similar coverage of concepts per query, which begs the question: *How do the different search engines perform on time-sensitive queries that require access to recent information?* Engines that rely heavily on internal knowledge may struggle when accurate answers depend on up-to-date web content.

Dataset. To analyze the behavior of different search engines in response to recent events, we create a dataset of trending queries. We retrieve the top 100 search trends from Google Trends on September 15th, 2025, and query each search engine on the same day. Google Trends⁷ analyzes the popularity of search terms in Google Search across the world, reflecting current public attention. Example queries include “emmy winners 2025”, “falcons vs vikings” and “when does ios 26 come out”. We then analyze the links and texts produced by the different search engines.

Structural Differences. AI Overviews were generated in only 3% of cases (0% for location DE). GPT-Tool executed a search in 19 out of 100 queries. Figure 14 shows the number of retrieved links per query. Organic consistently provides up to 11 links (mean: 6), while Gemini retrieves slightly more (mean: 8), and up to 20 links. GPT-Search and GPT-Tool return on average 6 and 5 links per query, respectively, when a search is triggered. Figure 15b shows the distribution of response lengths across search engines. GPT-Tool produces the shortest text outputs. Manual inspection of these short responses reveals incomplete query understanding in at least 16% of cases, with phrases like “could you please provide more information” or “are you looking for”.

Source Popularity. Figure 15a compares the popularity of retrieved domains. Compared to previous datasets, AIO favors more high-traffic, top-ranked sources (median rank: 201), similar to Organic (231). Gemini draws from less popular domains (median rank: 3,333). Both GPT-Search and GPT-Tool maintain intermediate distributions, with median ranks of 297 each. All engines tend to cite more prominent sources for trending queries than for static ones (e.g., for Gemini, 3,333 vs. 5,066 across all previous datasets).

Topic Coverage. Using LLoM, we measure per-query topic coverage across search engines. Note that in this analysis, we are not limiting ourselves to only the queries that triggered an AI Overview. GPT-Search achieves the highest average coverage (72%), followed by Organic (67%) and Gemini (66%). GPT-Tool lags behind at 51% (see Figure 16). Manual inspection of queries where GPT-Tool exhibits low coverage shows that the model often fails on fast-changing or event-driven topics that require external retrieval. For example, for the query “ricky hatton cause of death”, GPT-Tool lacks access to recent information, becomes uncertain, and incorrectly reports Ricky Hatton as alive (see Figure 17). The trend suggests that retrieval-augmented systems are more reliable in handling time-sensitive or evolving topics than models that rely primarily on internal knowledge.

6.2 Temporal Stability and Change over Time

To quantify how outputs evolve as the web and models update, we repeated all experiments approximately two months apart: First in

⁷<https://trends.google.com>

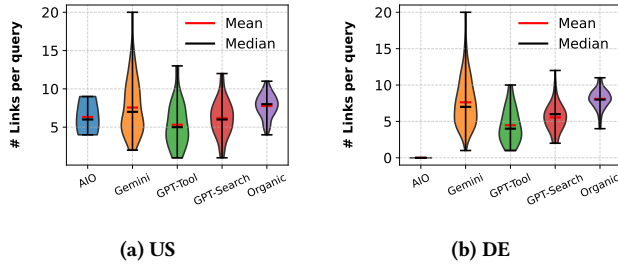


Figure 14: [Trending Queries] Number of links retrieved per query by each search engine (only when a search was performed). AIO and GPT-Tool retrieve the fewest links. AIO is not triggered for DE.

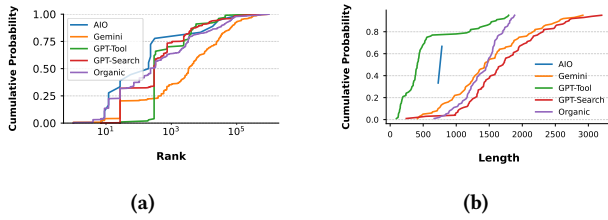


Figure 15: [Trending Queries] Rank popularity (a) and text length (b) across search engines. AIO favors more popular domains (median rank: 201), while Gemini references less popular websites. GPT-Tool returns the shortest texts, GPT-Search the longest.

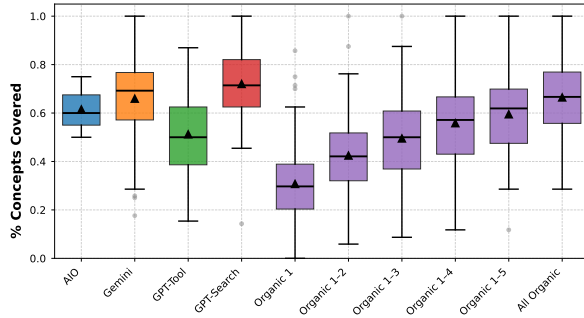


Figure 16: [Trending Queries] Average concept coverage of different search engines. GPT-Search achieves highest coverage overall. GPT-Tool has the lowest average coverage.

July/August and again in September 2025. We analyze how sourcing patterns and coverage shift across runs.

Variability in Sources. We report the number of triggered AIOs and conducted searches for GPT-Tool in Table 2. Organic search remains stable with an average of 10 links per query, while generative search engines show greater fluctuation. In particular, as shown in Figure 18, AIO retrieves fewer links per query in the September run.

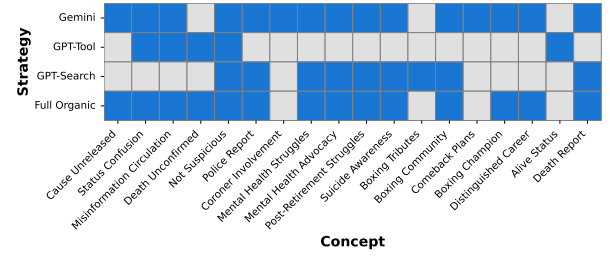


Figure 17: [Trending Queries] Concept coverage of different search engines on the query “ricky hatton cause of death”. Low topic coverage shows that GPT-Tool does not have all the information available.

Rank distributions (Figure 19) remain mostly consistent for Organic search, but vary considerably for generative systems, especially GPT-Tool and GPT-Search, whose retrieved domain popularity shifts by as much as 40,000 ranks.

Measuring Temporal Overlap. To quantify stability, we compute the Jaccard similarity between the sets of links retrieved for each query across runs (see Figure 20). Organic search shows the highest temporal stability, with an average overlap of 45% across runs, followed closely by Gemini (40%). In contrast, AIO exhibits substantial variability, with only 18% overlap between runs. This observation aligns with prior reports indicating that Google’s AI mode often returns markedly different results across repeated sessions.⁸

Stability of Content Despite shifts in source composition, overall conceptual coverage remains largely unchanged across time (Figure 21). This suggests that while generative engines dynamically alter their retrieved sources, they can maintain a similar topic coverage in their generated summaries.

Overall, these findings suggest that current generative search systems vary in their ability to handle recent events. While engines that retrieve many links such as GPT-Search and Gemini can adapt reasonably well, low-retrieval models struggle to surface up-to-date information. Across systems, generative search results show moderate variability over time.

7 Conclusion, Discussion & Limitations

We conduct a comparative analysis of traditional and generative search engines across multiple domains and query types. We identify three core differences between generative and traditional search paradigms: Generative search engines draw from sources of different popularity and ranking, often going beyond the top ten results used in Organic Google search. They vary widely in their reliance on retrieved information versus internal model knowledge, and they condense content into cohesive summaries. We show that while overall topic coverage is comparable, source selection and synthesis style can shift which concepts are surfaced, with traditional search often outperforming on ambiguous queries. These shifts have implications for diversity, novelty, and grounding, are not fully captured

⁸<https://www.searchenginejournal.com/study-google-ai-mode-returns-largely-different-results-across-sessions/550249/>

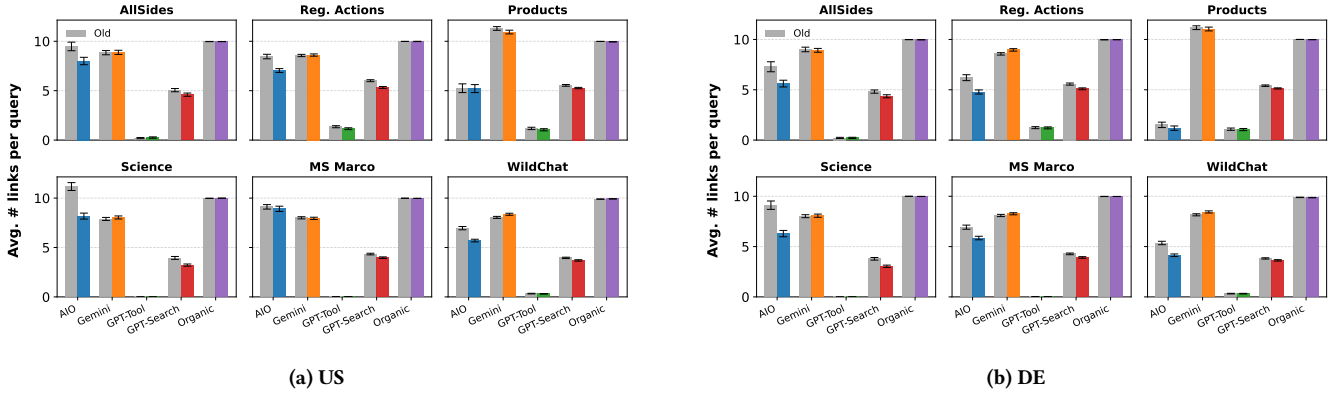


Figure 18: Comparison of the average number of links per query between July/August (“Old”) and September 2025. While Organic links remain stable at an average of 10, the number of links varies significantly for AIO.

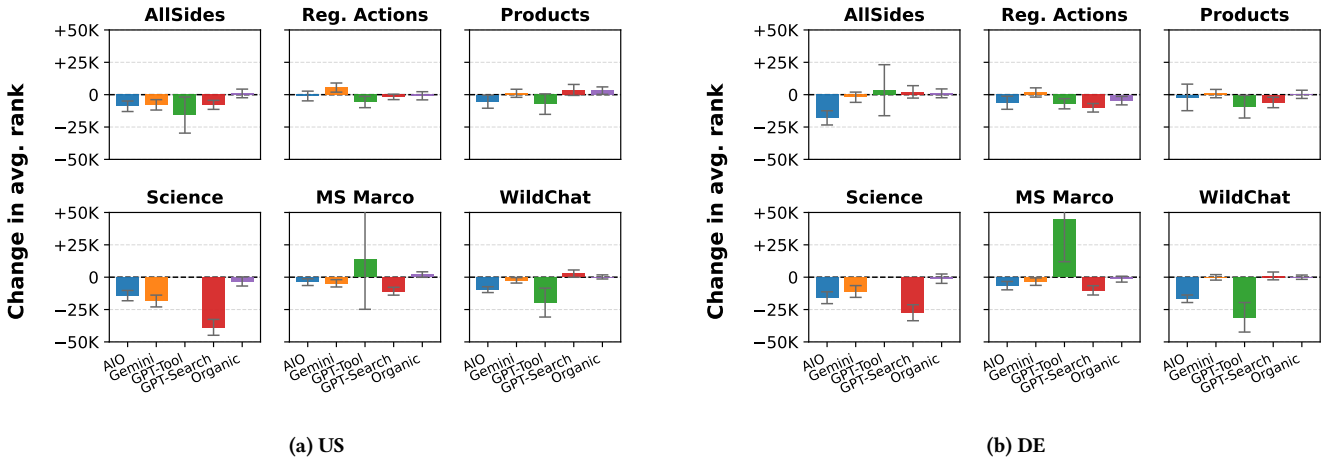


Figure 19: Changes in average popularity rank per dataset between July/August and September 2025. Organic shows the smallest changes in ranks. Average ranks of generative engines change by as much as 40,000.

by existing search evaluation metrics and require manual analysis. Our work demonstrates the need for new evaluation methods that jointly consider source diversity, conceptual coverage, and synthesis behavior in generative search systems. Finally, we assess how generative and traditional search systems respond to trending, time-sensitive queries. We find that AI Overviews are rarely triggered for such queries, while retrieval-augmented systems (Gemini and GPT-Search) maintain high topical coverage. By contrast, models relying mainly on internal knowledge (e.g., GPT-Tool) often fail to incorporate recent information, highlighting the limitations of static model knowledge for evolving topics. These findings underscore the importance of integrating temporal awareness and dynamic retrieval into generative search evaluation frameworks.

Our work has several limitations. The scope of our analysis is restricted to selected query workloads spanning general information, products, politics, and science. We did not consider multi-turn conversational searches, and all experiments used English-language queries in two countries (US, DE). Future work can expand on these

datasets to include more diverse query intents, multilingual queries, and multi-turn interactions.

Second, our analysis of Organic search content is limited to the first ten results, assuming users rarely go beyond the first page. While prior work provides evidence to support this assumption [2, 8, 32], it may not hold for niche cases. We also restrict our analysis to the title, URL, and snippet of each search result, assuming that users rarely click on links. While there is some evidence supporting this behavior [29], we acknowledge that this design omits the information contained in the full underlying webpages and ignores possible user actions that deviate from these assumptions. Future work should study deeper rankings and compare snippet analysis to full-page content evaluation.

Third, our evaluation captures a limited time window, while both organic and generative outputs evolve over time with model updates, indexing changes, and emerging events. While we partially address these changes over time in Section 6, a longitudinal study could capture temporal drift.

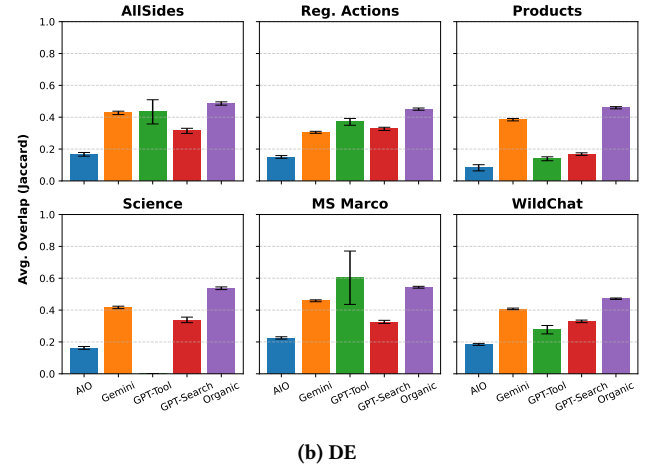
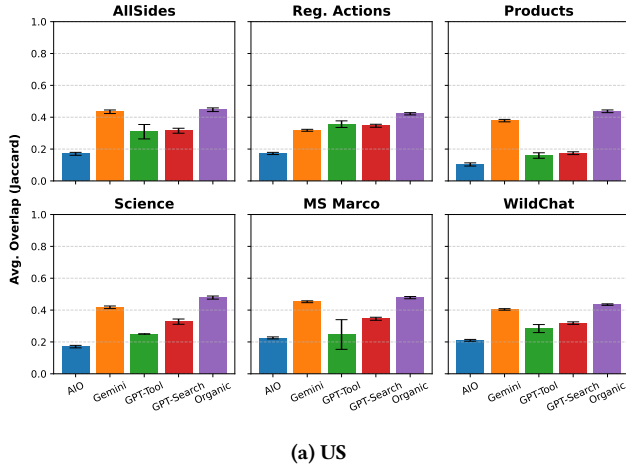


Figure 20: Average overlap on links per query between runs two months apart. Organic and Gemini are the most consistent.

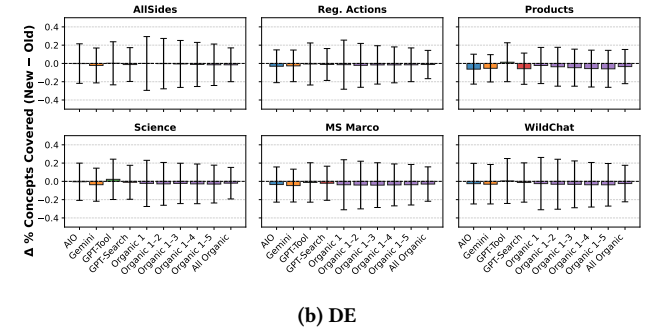
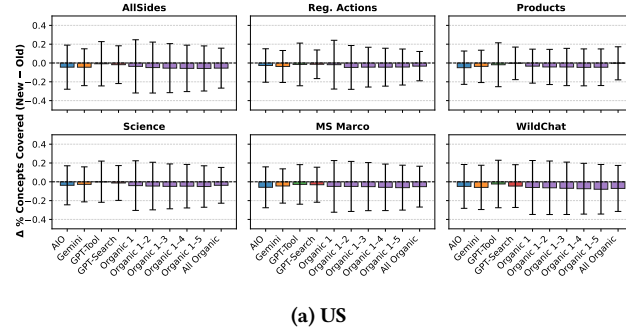


Figure 21: Changes in average concept coverage per query between July/August and September 2025. Changes in concept coverage are very small throughout.

Moreover, generative outputs are inherently non-deterministic, and our evaluation uses only one output per query, though we used a temperature value of 0 whenever configurable. Future work should measure output variability through repeated sampling and expanding the set of evaluated systems.

Finally, our content analysis relies on an LLM-based concept induction method (LLoM), which may introduce potential bias and can reflect the model’s own knowledge gaps or preferences. While human annotation could verify these concepts, it does not scale well to large datasets. Future work should explore scalable alternatives, such as semi-supervised methods (e.g., labeled LDA), and combine coverage metrics with fact-checking and credibility assessments.

8 Ethical Considerations

We believe this study does not raise direct ethical concerns. The WildChat dataset we used contains real-world user-LLM interactions. However, any sensitive or harmful content was removed by the dataset authors prior to our use. All other queries in our evaluation were drawn from publicly available datasets, commercially

available product lists, or were generated synthetically for the purpose of controlled experiments. Our analysis focuses exclusively on publicly accessible search results and model outputs, without altering or influencing any live search systems.

References

- [1] 2025. Grounding with Google Search. <https://ai.google.dev/gemini-api/docs/google-search>. Accessed: 2025-08.
- [2] 2025. An In Depth Look at Interactions with Google using Eye Tracking Methodology. <https://searchengineland.com/wp-content/seloads/2007/09/hotchkiss-eye-tracking-2005.pdf>. Accessed: 2025-08.
- [3] Qingyao Ai, Ting Bai, Zhao Cao, Yi Chang, Jiawei Chen, Zhumin Chen, Zhiyong Cheng, Shoubin Dong, Zhicheng Dou, Fuli Feng, Shen Gao, Jiafeng Guo, Xiangnan He, Yanyan Lan, Chenliang Li, Yiqun Liu, Ziyu Lyu, Weizhi Ma, Jun Ma, Zhaochun Ren, Pengjie Ren, Zhiqiang Wang, Mingwen Wang, Jirong Wen, Le Wu, Xin Xin, Jun Xu, Dawei Yin, Peng Zhang, Fan Zhang, Weinan Zhang, Min Zhang, and Xiaofei Zhu. 2023. Information Retrieval Meets Large Language Models: A Strategic Report from Chinese IR Community. <https://doi.org/10.48550/arXiv.2307.09751> arXiv:2307.09751 [cs]
- [4] Marwah Alaofi, Negar Arabzadeh, Charles L. A. Clarke, and Mark Sanderson. 2025. Generative Information Retrieval Evaluation. Vol. 51. 135–159. https://doi.org/10.1007/978-3-031-73147-1_6 arXiv:2404.08137 [cs]
- [5] Mohammad Aliannejadi, Jacek Gwizdka, and Hamed Zamani. 2024. Interactions with Generative Information Retrieval Systems. <https://doi.org/10.48550/arXiv.2407.11605> arXiv:2407.11605 [cs]
- [6] Andrea Bacciu, Enrico Palumbo, Andreas Damianou, Nicola Tonello, and Fabrizio Silvestri. 2024. Generating Query Recommendations via LLMs. <https://doi.org/10.48550/arXiv.2407.11605>

- [//doi.org/10.48550/arXiv.2405.19749](https://doi.org/10.48550/arXiv.2405.19749) arXiv:2405.19749 [cs]
- [7] Payal Bajaj, Daniel Campos, Nick Craswell, Li Deng, Jianfeng Gao, Xiaodong Liu, Rangan Majumder, Andrew McNamee, Bhaskar Mitra, Tri Nguyen, et al. 2016. Ms marco: A human generated machine reading comprehension dataset. *arXiv preprint arXiv:1611.09268* (2016).
- [8] Judit Bar-Ilan, Kevin Keenoy, Mark Levene, and Eti Yaari. 2009. Presentation bias is significant in determining user preference for search results—A user study. *J. Am. Soc. Inf. Sci. Technol.* 60, 1 (Jan. 2009), 135–149.
- [9] Hung-Ting Chen and Eunsol Choi. 2025. Open-World Evaluation for Retrieving Diverse Perspectives. <https://doi.org/10.48550/arXiv.2409.18110> arXiv:2409.18110 [cs]
- [10] Sunhao Dai, Wenjie Wang, Liang Pang, Jun Xu, See-Kiong Ng, Ji-Rong Wen, and Tat-Seng Chua. 2025. NExT-Search: Rebuilding User Feedback Ecosystem for Generative AI Search. In *Proceedings of the 48th International ACM SIGIR Conference on Research and Development in Information Retrieval*. 3922–3931. <https://doi.org/10.1145/3726302.3730353> arXiv:2505.14680 [cs]
- [11] Sunhao Dai, Chen Xu, Shicheng Xu, Liang Pang, Zhenhua Dong, and Jun Xu. 2024. Bias and Unfairness in Information Retrieval Systems: New Challenges in the LLM Era. In *Proceedings of the 30th ACM SIGKDD Conference on Knowledge Discovery and Data Mining*. ACM, Barcelona Spain, 6437–6447. <https://doi.org/10.1145/3637528.3671458>
- [12] Tim Draws, Nava Tintarev, and Ujwal Gadiraju. 2021. Assessing Viewpoint Diversity in Search Results Using Ranking Fairness Metrics. *SIGKDD Explor. NewsL* 23, 1 (May 2021), 50–58. <https://doi.org/10.1145/3468507.3468515>
- [13] Lukas Gienapp, Harrison Scells, Niklas Deckers, Janek Bevendorff, Shuai Wang, Johannes Kiesel, Shahbaz Syed, Maik Fröbe, Guido Zucco, Benno Stein, Matthias Hagen, and Martin Potthast. 2024. Evaluating Generative Ad Hoc Information Retrieval. In *Proceedings of the 47th International ACM SIGIR Conference on Research and Development in Information Retrieval*. ACM, Washington DC USA, 1916–1929. <https://doi.org/10.1145/3626772.3657849>
- [14] Guangxin He, Zonghong Dai, Jiangcheng Zhu, Binqiang Zhao, Qicheng Hu, Chenyue Li, You Peng, Chen Wang, and Binhang Yuan. 2024. Zero-Indexing Internet Search Augmented Generation for Large Language Models. <https://doi.org/10.48550/arXiv.2411.19478> arXiv:2411.19478 [cs]
- [15] Xuming Hu, Xiaochuan Li, Junzhe Chen, Yinghui Li, Yangning Li, Xiaoguang Li, Yasheng Wang, Qun Liu, Lijie Wen, Philip S. Yu, and Zhijiang Guo. 2024. Evaluating Robustness of Generative Search Engine on Adversarial Factual Questions. <https://doi.org/10.48550/arXiv.2403.12077> arXiv:2403.12077 [cs]
- [16] Shijue Huang, Wanjuan Zhong, Jianqiao Lu, Qi Zhu, Jiahui Gao, Weiwen Liu, Yutai Hou, Xingshan Zeng, Yasheng Wang, Lifeng Shang, Xin Jiang, Ruifeng Xu, and Qun Liu. 2024. Planning, Creation, Usage: Benchmarking LLMs for Comprehensive Tool Utilization in Real-World Complex Scenarios. arXiv:2401.17167 [cs.CL] <https://arxiv.org/abs/2401.17167>
- [17] Yue Huang, Lichao Sun, Haoan Wang, Siyuan Wu, Qihui Zhang, Yuan Li, Chujie Gao, Yixin Huang, Wenhan Lyu, Yixuan Zhang, Xiner Li, Hanchi Sun, Zhengliang Liu, Yixin Liu, Yijue Wang, Zhikun Zhang, Bertie Vidgen, Bhavya Kailkhura, Caiming Xiong, Chaowei Xiao, Chunyuan Li, Eric P. Xing, Furong Huang, Hao Liu, Heng Ji, Hongyi Wang, Huan Zhang, Huaxiu Yao, Manolis Kellis, Marinka Zitnik, Meng Jiang, Mohit Bansal, James Zou, Jian Pei, Jian Liu, Jianfeng Gao, Jiawei Han, Jieyu Zhao, Jiliang Tang, Jindong Wang, Joaquin Vanschoren, John Mitchell, Kai Shu, Kaidi Xu, Kai-Wei Chang, Lifang He, Lifu Huang, Michael Backes, Neil Zhenqiang Gong, Philip S. Yu, Pin-Yu Chen, Quanquan Gu, Ran Xu, Rex Ying, Shuiwang Ji, Suman Jana, Tianlong Chen, Tianming Liu, Tianyi Zhou, William Yang Wang, Xiang Li, Xiangliang Zhang, Xiao Wang, Xing Xie, Xun Chen, Xuyu Wang, Yan Liu, Yanfang Ye, Yinzi Cao, Yong Chen, and Yue Zhao. 2024. Position: TrustLLM: Trustworthiness in Large Language Models. In *Proceedings of the 41st International Conference on Machine Learning (Proceedings of Machine Learning Research, Vol. 235)*, Ruslan Salakhutdinov, Zico Kolter, Katherine Heller, Adrian Weller, Nuria Oliver, Jonathan Scarlett, and Felix Berkenkamp (Eds.). PMLR, 20166–20270. <https://proceedings.mlr.press/v235/huang24x.html>
- [18] Tae Hyun Baek and Minseong Kim. 2023. Is ChatGPT scary good? How user motivations affect creepiness and trust in generative artificial intelligence. *Telematics and Informatics* 83 (2023), 102030. <https://doi.org/10.1016/j.tele.2023.102030>
- [19] Min Jiang. 2014. Search Concentration, Bias, and Parochialism: A Comparative Study of Google, Baidu, and Jike’s Search Results From China. *Journal of Communication* 64, 6 (2014), 1088–1110. <https://doi.org/10.1111/jcom.12126>
- [20] Hwiyeol Jo, Taiwoo Park, Hyunwoo Lee, Nayoung Choi, Changbong Kim, Ohjoon Kwon, Donghyeon Jeon, Eui-Hyeon Lee, Kyoungso Shin, Sun Suk Lim, Kyungmi Kim, Jihye Lee, and Sun Kim. 2025. Taxonomy and Analysis of Sensitive User Queries in Generative AI Search. <https://doi.org/10.48550/arXiv.2404.08672> arXiv:2404.08672 [cs]
- [21] Suneel Kumar Kingrani, Mark Levene, and Dell Zhang. 2015. Diversity Analysis of Web Search Results. In *Proceedings of the ACM Web Science Conference*. ACM, Oxford United Kingdom, 1–2. <https://doi.org/10.1145/2786451.2786502>
- [22] Michelle S. Lam, Janice Teoh, James A. Landay, Jeffrey Heer, and Michael S. Bernstein. 2024. Concept Induction: Analyzing Unstructured Text with High-Level Concepts Using LLoM. In *Proceedings of the CHI Conference on Human Factors in Computing Systems (CHI ’24)*. ACM, 1–28. <https://doi.org/10.1145/3613904.3642830>
- [23] Alice Li and Luanne Sinnamon. 2024. Generative AI Search Engines as Arbiters of Public Knowledge: An Audit of Bias and Authority. <https://doi.org/10.48550/arXiv.2405.14034> arXiv:2405.14034 [cs]
- [24] Percy Liang, Rishi Bommasani, Tony Lee, Dimitris Tsipras, Dilara Soylu, Michihiro Yasunaga, Yian Zhang, Deepak Narayanan, Yuhuai Wu, Ananya Kumar, Benjamin Newman, Binhang Yuan, Bobby Yan, Ce Zhang, Christian Alexander Cosgrove, Christopher D Manning, Christopher Re, Diana Acosta-Navas, Drew Arad Hudson, Eric Zelikman, Esin Durmus, Faisal Ladhak, Frieda Rong, Hongyu Ren, Huaxiao Yao, Jue WANG, Keshav Santhanam, Laurel Orr, Lucia Zheng, Mert Yuksekgonul, Mirac Suzgun, Nathan Kim, Neel Guha, Niladri S. Chatterji, Omar Khat-tab, Peter Henderson, Qian Huang, Ryan Andrew Chi, Sang Michael Xie, Shibani Santurkar, Surya Ganguli, Tatsunori Hashimoto, Thomas Icard, Tianyi Zhang, Vishrav Chaudhary, William Wang, Xuechen Li, Yifan Mai, Yuhui Zhang, and Yuta Koreeda. 2023. Holistic Evaluation of Language Models. *Transactions on Machine Learning Research* (2023). <https://openreview.net/forum?id=iO4LZibEqW> Featured Certification, Expert Certification.
- [25] Cong Lin, Yuxin Gao, Na Ta, Kaiyu Li, and Hongyao Fu. 2023. Trapped in the Search Box: An Examination of Algorithmic Bias in Search Engine Autocomplete Predictions. *Telematics and Informatics* 85 (Nov. 2023), 102068. <https://doi.org/10.1016/j.tele.2023.102068>
- [26] Lin Liu, Jiajun Meng, and Yongliang Yang. 2024. LLM technologies and information search. *Journal of Economy and Technology* 2 (2024), 269–277.
- [27] Nelson F. Liu, Tianyi Zhang, and Percy Liang. 2023. Evaluating Verifiability in Generative Search Engines. <https://doi.org/10.48550/arXiv.2304.09848> arXiv:2304.09848 [cs]
- [28] Liv McMahon and Zoe Kleinman. 2025. Glue pizza and eat rocks: Google AI search errors go viral. <https://www.bbc.com/news/articles/cd11gzejg4o>. Accessed: 2025-08.
- [29] Mihan Miroyan, Tsung-Han Wu, Logan King, Tianli Li, Jiayi Pan, Xinyan Hu, Wei-Lin Chiang, Anastasios N. Angelopoulos, Trevor Darrell, Narges Norouzi, and Joseph E. Gonzalez. 2025. Search Arena: Analyzing Search-Augmented LLMs. arXiv:2506.05334 [cs.CL] <https://arxiv.org/abs/2506.05334>
- [30] Reiichiro Nakano, Jacob Hilton, Suchir Balaji, Jeff Wu, Long Ouyang, Christina Kim, Christopher Hesse, Shantanu Jain, Vineet Kosaraju, William Saunders, et al. 2021. Webgpt: Browser-assisted question-answering with human feedback. *arXiv preprint arXiv:2112.09332* (2021).
- [31] Pranav Narayanan Venkit, Philippe Laban, Yilun Zhou, Yixin Mao, and Chien-Sheng Wu. 2025. Search Engines in the AI Era: A Qualitative Understanding to the False Promise of Factual and Verifiable Source-Cited Responses in LLM-based Search. In *Proceedings of the 2025 ACM Conference on Fairness, Accountability, and Transparency (FAccT ’25)*. Association for Computing Machinery, New York, NY, USA, 1325–1340. <https://doi.org/10.1145/3715275.3732089>
- [32] Stacy Nowicki. 2003. Student vs. Search Engine: Undergraduates Rank Results for Relevance. *portal: Libraries and the Academy* 3 (07 2003), 503–515. <https://doi.org/10.1353/pla.2003.0065>
- [33] Lu Qin, Jeffrey Xu Yu, and Lijun Chang. 2012. Diversifying Top-K Results. <https://doi.org/10.48550/arXiv.1208.0076> arXiv:1208.0076 [cs]
- [34] Nikhil Sharma, Q. Vera Liao, and Ziang Xiao. 2024. Generative Echo Chamber? Effect of LLM-Powered Search Systems on Diverse Information Seeking. In *Proceedings of the 2024 CHI Conference on Human Factors in Computing Systems (CHI ’24)*. Association for Computing Machinery, New York, NY, USA, 1–17. <https://doi.org/10.1145/3613904.3642459>
- [35] Xiang Shi, Jiawei Liu, Yinpeng Liu, Qikai Cheng, and Wei Lu. 2025. Know where to go: Make LLM a relevant, responsible, and trustworthy searchers. *Decision Support Systems* 188 (2025), 114354. <https://doi.org/10.1016/j.dss.2024.114354>
- [36] Clemencia Siro, Yifei Yuan, Mohammad Aliannejadi, and Maarten de Rijke. 2024. AGENT-CQ: Automatic Generation and Evaluation of Clarifying Questions for Conversational Search with LLMs. <https://doi.org/10.48550/arXiv.2410.19692> arXiv:2410.19692 [cs]
- [37] Dimitrios Skoutas, Enrico Minack, and Wolfgang Nejdl. [n. d.]. Increasing Diversity in Web Search Results. ([n. d.]).
- [38] Weiwei Sun, Lingyong Yan, Xinyu Ma, Shuaiqiang Wang, Pengjie Ren, Zhumin Chen, Dawei Yin, and Zhaochun Ren. 2024. Is ChatGPT Good at Search? Investigating Large Language Models as Re-Ranking Agents. <https://doi.org/10.48550/arXiv.2304.09542> arXiv:2304.09542 [cs]
- [39] Aleksandra Urman, Mykola Makhortyykh, and Roberto Ulloa. 2021. Auditing Source Diversity Bias in Video Search Results Using Virtual Agents. In *Companion Proceedings of the Web Conference 2021*. ACM, Ljubljana Slovenia, 232–236. <https://doi.org/10.1145/3442442.3452306>
- [40] Marc Zao-Sanders. 2025. *How People Are Really Using Gen AI in 2025*. Retrieved August 2025 from <https://hbr.org/2025/04/how-people-are-really-using-gen-ai-in-2025>
- [41] Wenting Zhao, Xiang Ren, Jack Hessel, Claire Cardie, Yejin Choi, and Yuntao Deng. 2024. WildChat: 1M ChatGPT Interaction Logs in the Wild. arXiv:2405.01470 [cs.CL] <https://arxiv.org/abs/2405.01470>

Appendices for paper “Characterizing Web Search in The Age of Generative AI”

A Datasets

In this section, we provide additional details on gathering our query datasets.

A.1 Regulatory Actions

The prompt for generating the queries about the executive orders (Section 3.1).

You are a helpful assistant that generates realistic questions that people might ask about regulatory actions.

Please generate {num questions} different questions that a real person might ask about this regulatory action: {action}

The questions should be:

- Natural and conversational (like how someone would actually ask)
- Focused on practical concerns, implications, or clarifications that a person might ask about
- Short and direct (less than 15 words)
- Self-contained (include the name of the action in each question)
- Different from each other

Format your response as a JSON array of strings, like this: [“Question 1”, “Question 2”, “Question 3”, ...]

Respond only with the JSON array, no additional text.

A.2 Products

In this section, we describe the procedure of converting the top-100 Amazon search terms to search engine queries.

Given an item from the top-100 Amazon search terms, we use a GPT-4 model to annotate each product with categories and subcategories from Amazon’s own category system (e.g., Electronics, Computers, Arts & Crafts), and to generate potential use cases which represent real-world needs or scenarios for the item. We manually extracted the brand names from items that mention a brand.

Given a search term, the usecase, the corresponding category, subcategory and the brand name, we manufacture the search queries as follows:

- (1) <product name> reviews
- (2) <product name> worth it?
- (3) alternatives to <product name>
- (4) best <product name>
- (5) best <subcategory name> for <use case>
- (6) best <use case> <subcategory name>

A.3 Dataset-level Statistics

Table 2 reports the total number of data points, number of queries that we randomly selected for search, number of queries that lead to AI Overviews and the percentages of these that triggered a search in GPT-Tool.

B Link Analysis

B.1 Domain category classification

We classify URLs into various categories using their domain (e.g., wikipedia.org). We consider two different categorizations:

- (1) **Google Content Categories:** We use the 26 top level categories from Google Content Categories.⁹ Example categories include “Science”, “News” and “Home and Garden”.
- (2) **Custom categories:** Google content categories can be too numerous and broad, e.g., “Games”, “Reference”. We manually define the following categorization.
 - i News Media Site
 - ii Science Publisher
 - iii Encyclopedia

⁹<https://cloud.google.com/natural-language/docs/categories>

Dataset	#Items	#Queries	September 2025				July 2025			
			#AI Overviews		# Searches GPT		#AI Overviews		# Searches GPT	
			US	DE	US	DE	US	DE	US	DE
WildChat	1M	1,750	1,425	1,050	97	63	1,007	1,031	73	66
MS Marco	100K	1,000	847	784	4	2	792	780	3	3
Products	100	422	160	42	64	5	124	46	59	1
AllSides	37	332	280	233	10	6	241	235	8	11
Reg. Actions	58	649	596	437	136	100	427	447	110	104
Science	45	453	418	315	1	0	398	361	1	1

Table 2: Statistics for each dataset. Experiments were conducted in July/August and September 2025. #Items shows the number of items in the source dataset. #Queries shows the number of queries we obtained after the processing steps performed in Section 3.1. #AI Overviews shows the number of Google AI Overviews generated for US and Germany (DE). # Searches GPT shows the percentage of times GPT-Tool performed a web search.

- iv Social Media & User Forum
- v Government
- vi NGO and Non-Profit
- vii Think Tank
- viii Corporate Entity
- ix Personal Blog
- x None of the above

We use gpt4-turbo to categorize each domain into the the categorization. The prompt we used is:

Classify the following domain into one of the provided categories.
Only respond with the name of the assigned category.

Domain: 'wikipedia.org'
Categories:
<list of categories>

B.2 Remaining figures from Section 4

In this section, we report the overlap between the generative search engines and the top 100 links retrieved by Organic search for locations US and DE. Overlap increases when matching domains (see Figures 22 and 23) as compared to matching the URLs returned by the respective engines (see Figures 24 and 25). GPT models show the lowest overlap with organic search results overall, while Gemini had the highest overlap. On MS Marco, Gemini captures more than 75% of the top 100 links across queries.

We also report the remaining pie chart analyses of the types of links retrieved by each engine for our custom categorization (Figures 26 and 27) and Google’s taxonomy (Figures 28 and 29). The observed trends are also applicable to the DE locale. For GPT models, we observe a similarly high share of encyclopedias and news media websites. Organic search includes up to 33% social media and user forums. However, few such domains are identified for GPT models.

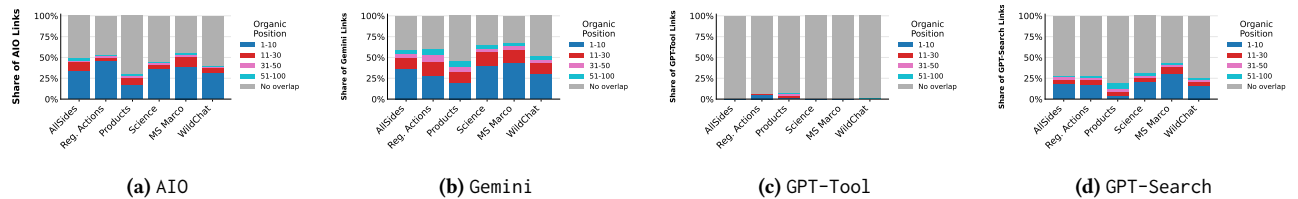


Figure 22: [URL overlap, US location] Overlap between the URLs retrieved by the top-100 Organic search results and the AIO, Gemini, GPT-Tool and GPT-Search models.

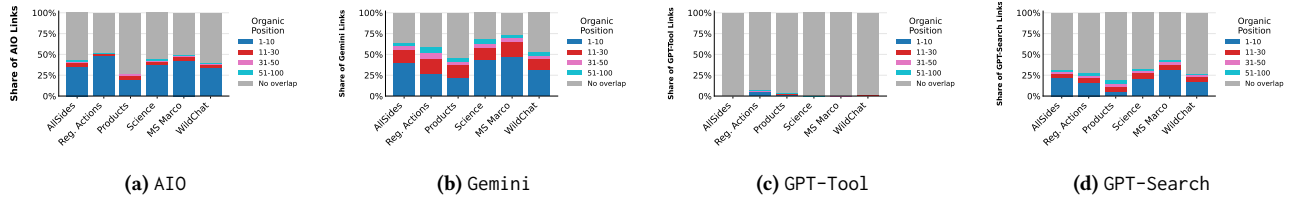


Figure 23: [URL overlap, DE location] Overlap between the URLs retrieved by the top-100 Organic search results and the AI0, Gemini, GPT-Tool and GPT-Search models.

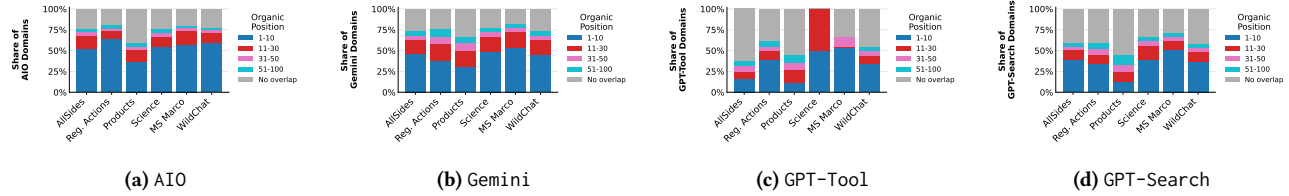


Figure 24: [Domain overlap, US location] Overlap between the domains retrieved by the top-100 Organic search results and the AI0, Gemini, GPT-Tool and GPT-Search models.

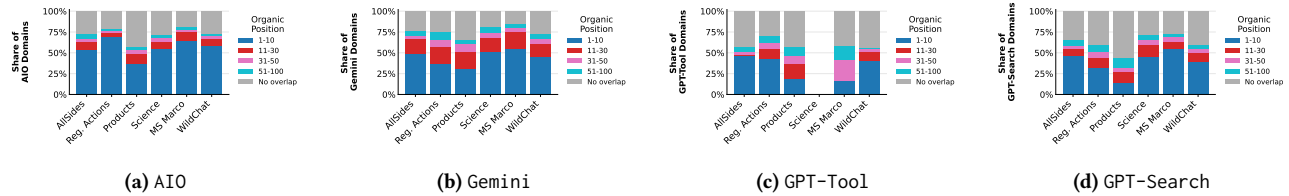


Figure 25: [Domain overlap, DE location] Overlap between the domains retrieved by the top-100 Organic search results and the AI0, Gemini, GPT-Tool and GPT-Search models.

C Remaining Results from Section 5

In this section, we present the remaining results from Section 5.

- (1) Figure 30 shows the CDF of response length from different search engines for the DE location.
- (2) Figure 31 shows the overlap between the LLoM concepts contained in Organic search and the generative search engines.
- (3) Figure 32 shows the concepts surfaced by each strategy for the DE location.
- (4) Figure 33 shows the shared concept coverage across datasets for the DE location.
- (5) Figure 34 shows the relationship between the number of links retrieved by each search engine and the length of the search result output for the DE location.
- (6) Figure 35 shows the relationship between the length of the text and the mean number of concepts in the results returned by each search engine for the DE location.
- (7) Figure 36 shows the concept coverage distribution on queries that have low concept coverage.

D Supplementary Analysis of Generative Search Outputs

For GPT-based models, the API allows specifying a *search context size* parameter with values low, medium, and high. This parameter controls the amount of external web information the model retrieves and integrates into its response, affecting cost, response quality, and latency.¹⁰ Larger context sizes are expected to produce more comprehensive—but slower and more expensive—answers. Although this parameter has since been deprecated, we analyze its effects across the available settings (low, medium, high).

No Impact on Sourcing. Across all datasets, the search context size does not significantly affect whether a web search is performed (see Figure 37) or the number of links retrieved per query (see Figure 38). Similarly, the average popularity rank of the retrieved domains remains stable across context sizes (see Figure 39). These findings suggest that increasing the search context size does not expand the range or diversity of sources accessed by the model.

¹⁰<https://aiengineerguide.com/blog/openai-web-search-tool/>

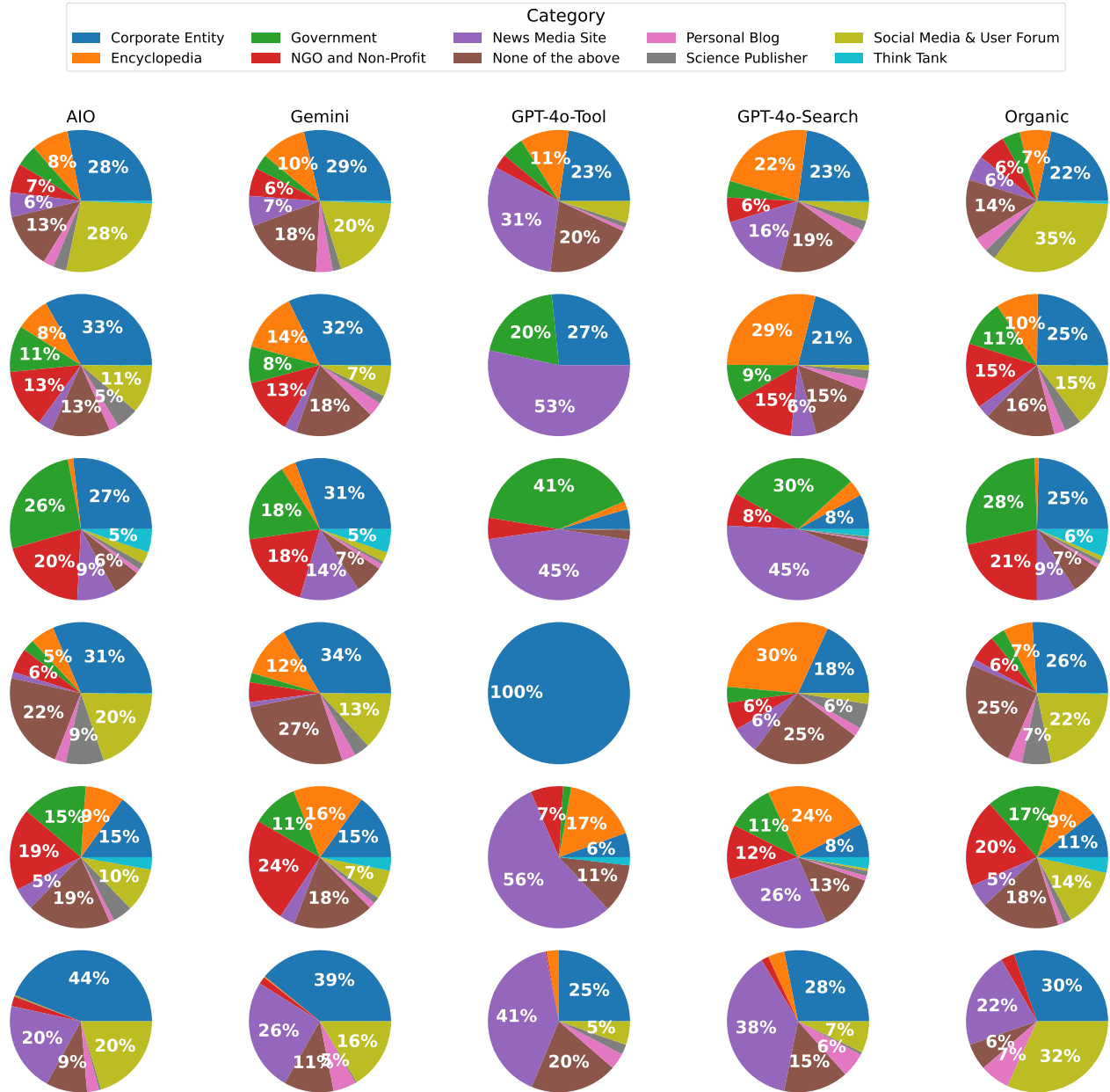


Figure 26: [Custom categorization, US location] Categories of links retrieved by different search engines. The rows correspond to WildChat, MS Marco, Regulatory Actions, Science Queries, AllSides and Products. For the same dataset, different search engines rely on different website types, e.g., social media.

No Significant Changes in Content. We also find no substantial differences in the lengths of the generated responses across context sizes (see Figure 40). Concept coverage per response remains nearly constant: for GPT-Search, the average coverage is 78%, 78%, and 77% for low, medium, and high, respectively; for GPT-Tool, it is consistently around 71%. Moreover, there is notable overlap in the concepts retrieved across different context sizes. On WildChat, for instance, the average concept overlap between any two context settings is approximately 65%.

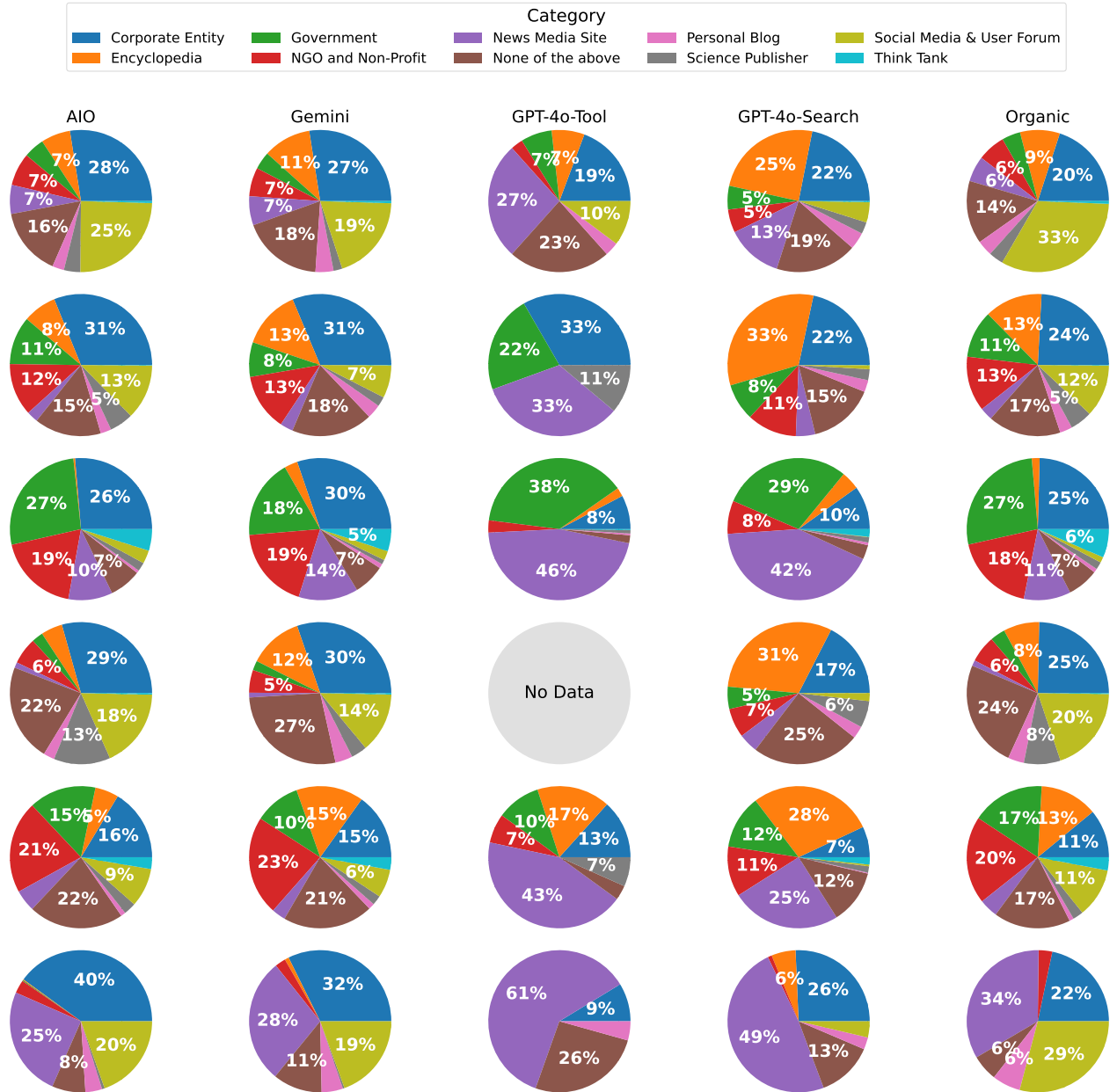


Figure 27: [Custom categorization, DE location] Categories of links retrieved by different search engines. The rows correspond to WildChat, MS Marco, Regulatory Actions, Science Queries, AllSides and Products. For the same dataset, different search engines rely on different website types, e.g., social media.

E Additional Results from Section 6

Figures 41 to 43 show the text length, rank popularity and average concept coverage for various search engines for the DE location. We notice broadly similar trends to those observed for the US location in Section 6.

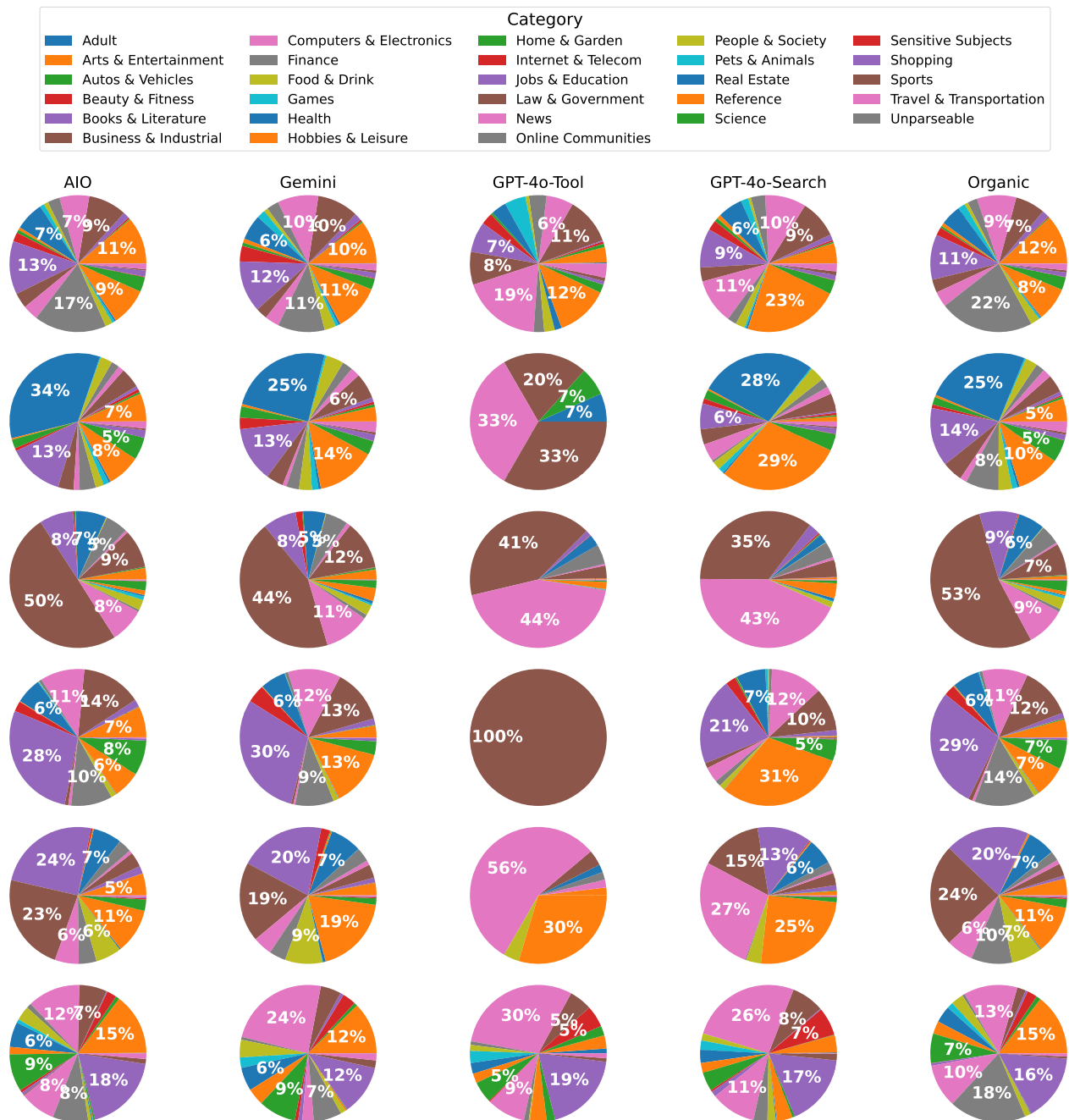


Figure 28: [Google content categorization, US location] Categories of links retrieved by different search engines. The rows correspond to WildChat, MS Marco, Regulatory Actions, Science Queries, AllSides and Products. For the same dataset, different search engines rely on different website types, e.g., social media.

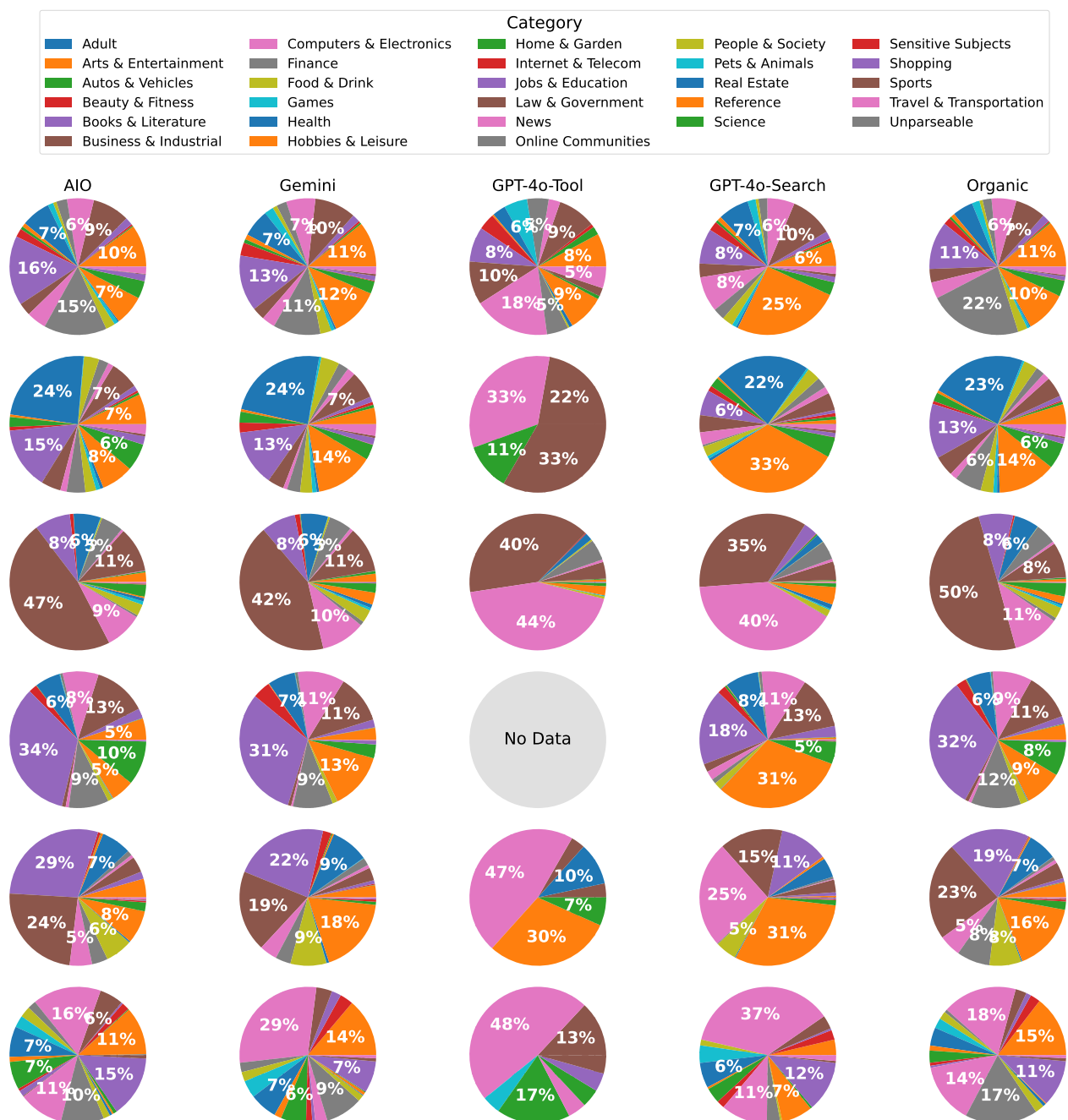


Figure 29: [Google content categorization, DE location] Categories of links retrieved by different search engines. The rows correspond to WildChat, MS Marco, Regulatory Actions, Science Queries, AllSides and Products. For the same dataset, different search engines rely on different website types, e.g., social media.

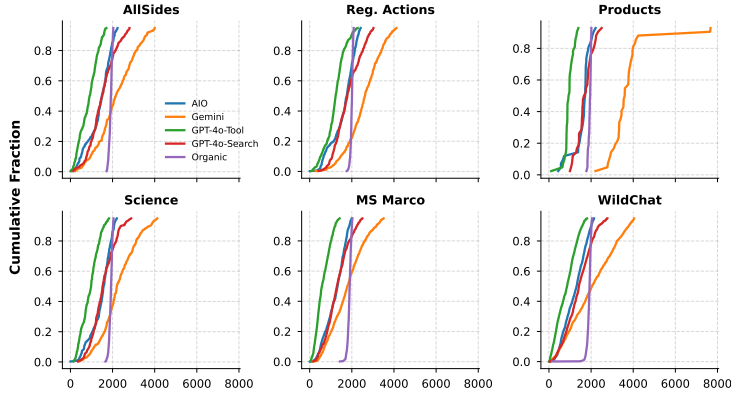


Figure 30: [DE location] Response length for different search engines. y-axis is clipped at 0.95 due to long tails.

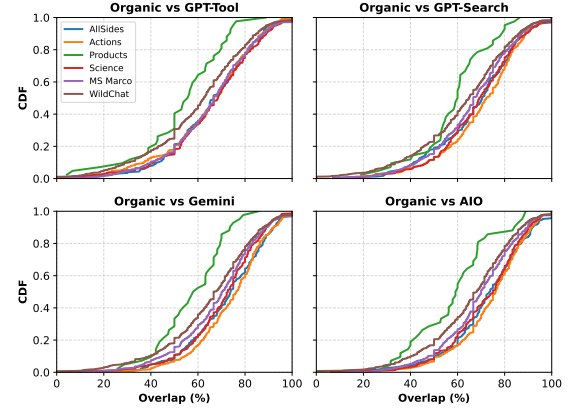


Figure 31: [DE location] Overlap between the concepts contained in Organic and generative search engines.

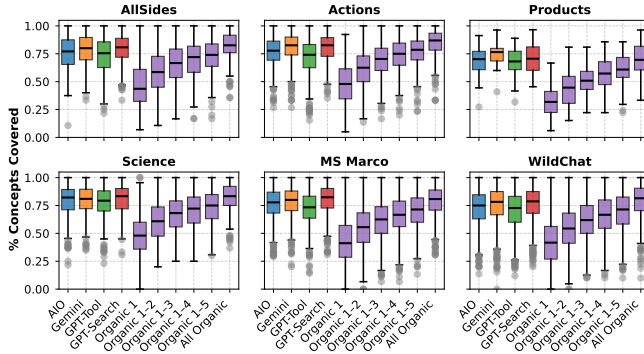


Figure 32: [DE location] Concepts per Strategy. Organic search covers most of the concepts within the first five search results.

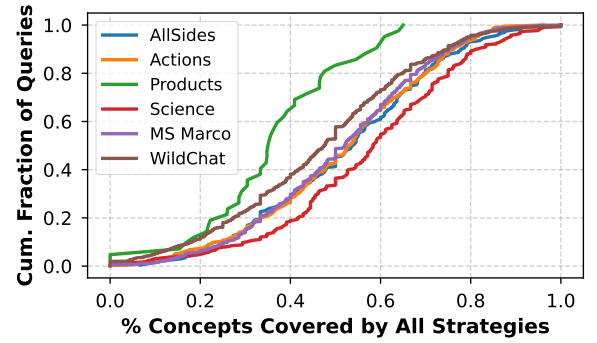


Figure 33: [DE location] CDF of shared concept coverage across datasets.

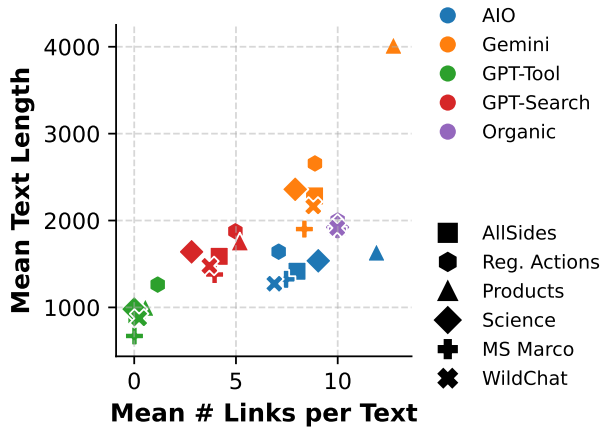


Figure 34: [DE location] Link v.s. search output length.

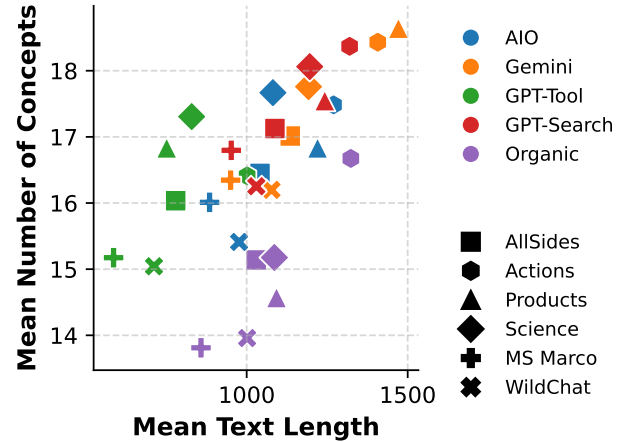


Figure 35: [DE location] Text length v.s. covered concepts.

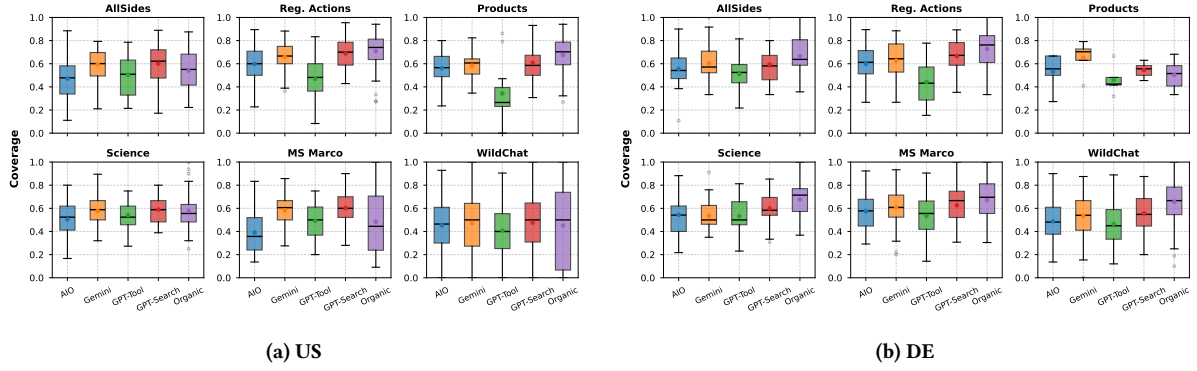
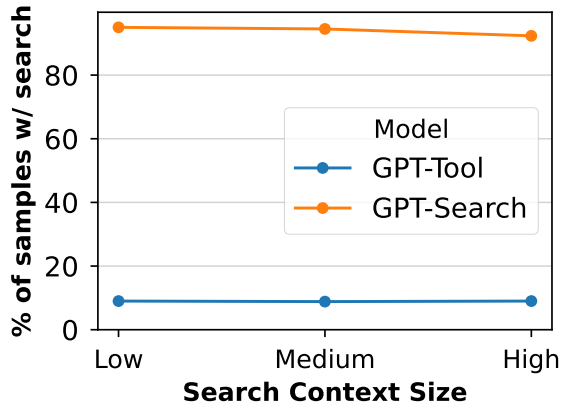
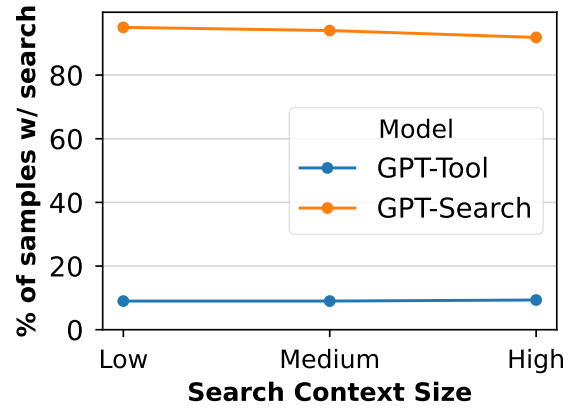


Figure 36: Concept Coverage distribution on low coverage queries. Low coverage queries are those where the fraction of concepts jointly covered by all strategies falls in the bottom 10th percentile of the distribution within a dataset. Organic search maintains stable coverage on these queries, while generative engines like GPT-Tool struggle to maintain good coverage.

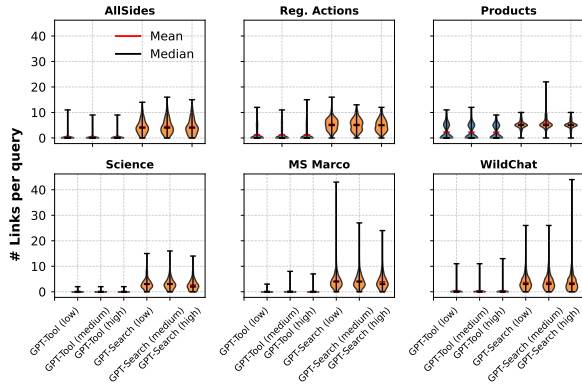


(a) US

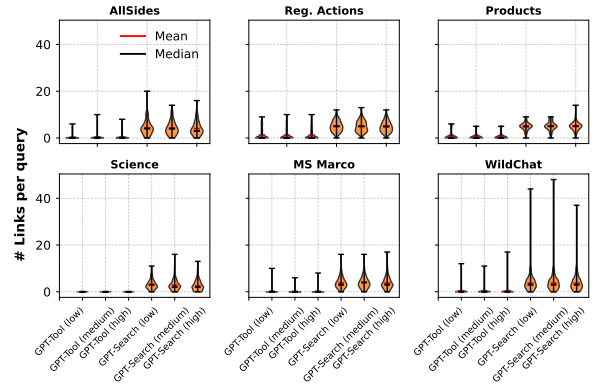


(b) DE

Figure 37: Percentage of samples for which search is performed across datasets and search context sizes. The search context does not increase the number of searches.



(a) US



(b) DE

Figure 38: Number of links per dataset for the different search context sizes. Search context does not increase the number of retrieved links.

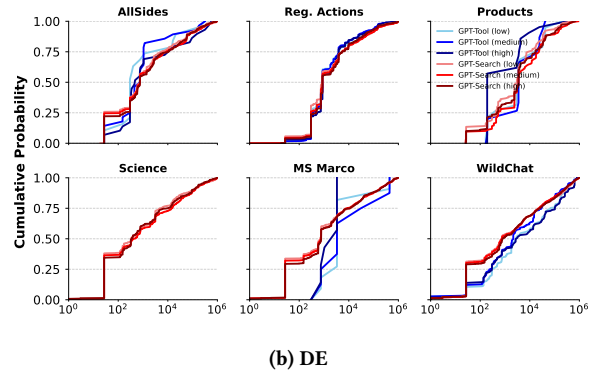
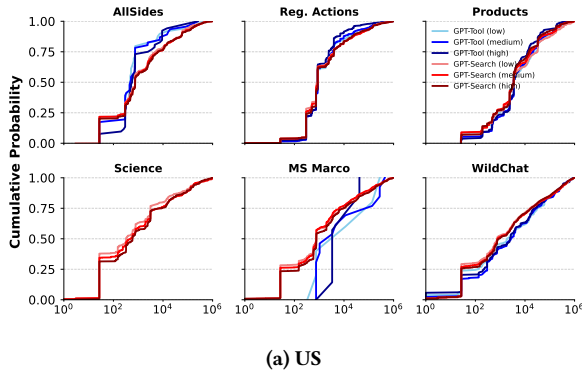


Figure 39: Domain popularity across datasets per search context size. Search context does not impact the popularity of the retrieved domains.

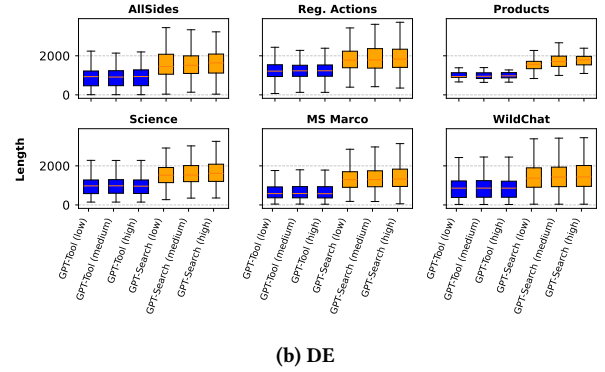
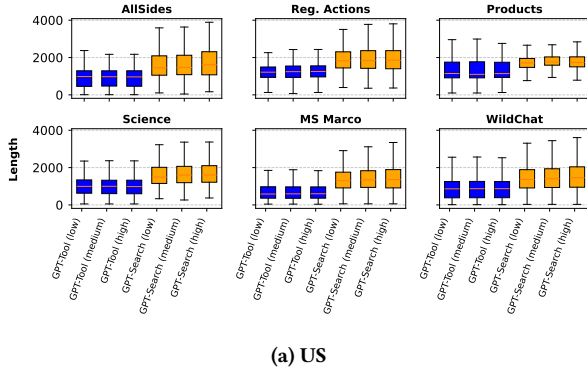


Figure 40: Responses do not vary significantly in length across search context sizes.

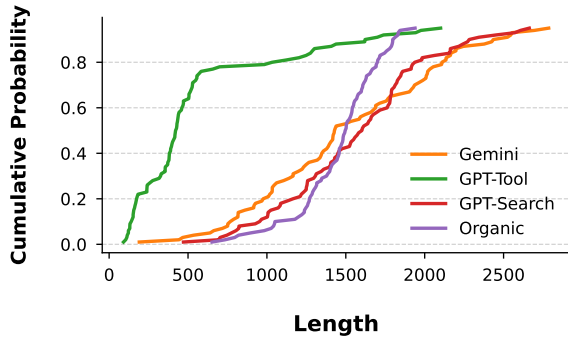


Figure 41: [DE location] Text length across search engines for trending queries. GPT-Tool returns the shortest texts, AIO was not triggered.

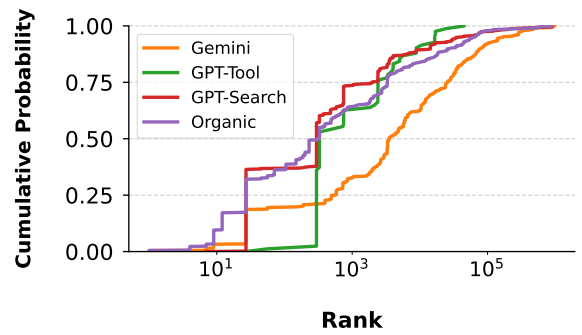


Figure 42: [DE location] Rank popularity per search engine. Gemini references less popular websites. AIO was not triggered.

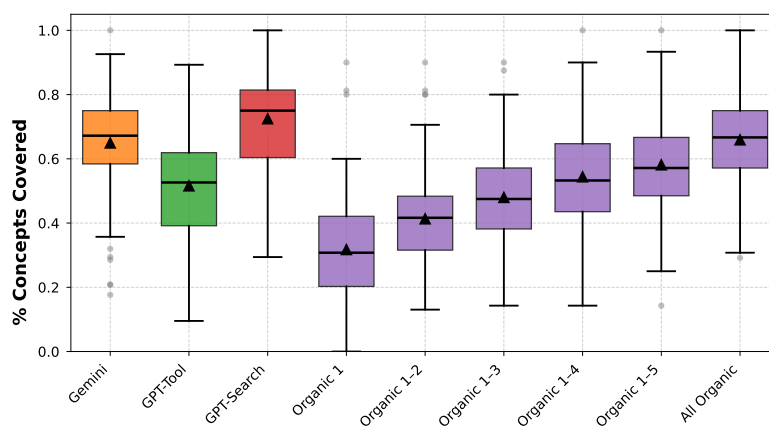


Figure 43: [DE location] Average concept coverage of different search engines. GPT-Search achieves highest coverage overall. GPT-Tool has the lowest average coverage among generative search engines.