

The Adoption Paradox: A Comparative Analysis of Veterinary AI Adoption in China and the North America

Authors: Shumin Li¹, Xiaoyun Lai²

Affiliations:

¹ College of Veterinary Medicine, Jilin University, Jilin, China 130062

² West East Small Animal Veterinary Conference (WESAC), Jiangsu, China 214002

Corresponding author :

Shumin Li, DVM, MSc
College of Veterinary Medicine, Jilin University
5333 Xi'an Road, Lvyuan District, Changchun, Jilin, China 130062
shuminli@jlu.edu.cn or aishanglishumin@gmail.com (preferred)
+8618100481863

Abstract

Objective

To compare the perceptions, adoption, and application of artificial intelligence (AI) among veterinary professionals in China and the North America (NA), testing the hypothesis that adoption patterns are shaped by regional market and demographic factors.

Methods

A descriptive, cross-sectional survey was administered to 455 veterinary professionals in China from May to July 2025. The results were statistically compared with published data from a 2024 survey of 3,968 veterinary professionals from the United States and Canada. The primary outcomes were AI familiarity, adoption rates, application priorities, and perceived barriers to use.

Results

The Chinese cohort (n=455), composed primarily of clinicians (81.5%), demonstrated low AI familiarity (55.4%) but a high adoption rate (71.0%). Their primary AI applications were clinical, including disease diagnosis (50.1%) and prescription calculation (44.8%). Conversely, the NA cohort (n=3,968) reported high familiarity (83.8%) but lower adoption (39.2%). Their priorities were administrative, including imaging analysis (39.0%) and record-keeping (39.0%). Concerns about AI reliability and accuracy were the top barrier in both groups.

Conclusions

The adoption of artificial intelligence in veterinary medicine follows unique regional pathways. The Chinese market demonstrates a practitioner-driven, bottom-up adoption focused on augmenting clinical efficacy, whereas the NA market shows a more structured, top-down integration aimed at improving administrative efficiency.

Clinical Relevance

These findings indicate that a one-size-fits-all approach to AI development and integration is inadequate. Tailored, region-specific strategies in technology design, professional education, and regulatory oversight are necessary to responsibly incorporate AI into global veterinary practice and enhance animal healthcare.

Keywords

Artificial intelligence (AI), veterinary medicine, AI adoption, survey, China, North America

Introduction

Over the past decade, there has been extensive research in healthcare demonstrating the potential of artificial intelligence (AI) in healthcare through its capacity to analyze vast datasets, identify complex patterns, and automate routine tasks ^{1,2}. Beyond these programmed functions, AI can also yield unintended yet valuable insights, a phenomenon sometimes termed 'opportunistic AI'. For instance, analysis of medical images can reveal secondary pathologies beyond the initial scope of the examination ^{3,4}. In veterinary medicine, the promise of AI has been demonstrated through numerous commercial applications that enhance diagnostics, predictive analytics, patient communication, and personalized medicine ⁵⁻¹². While the potential of these technologies is widely acknowledged, their practical adoption and impact on veterinary clinical decision-making are not yet fully understood. Evaluating this impact is critical for translating these promising technologies from development into routine clinical practice for both veterinary and human medicine ¹³.

Recent research, such as the comprehensive 2024 survey of veterinary professionals in the United States and Canada ¹⁴, has provided an initial benchmark, correlating AI familiarity with professional optimism and identifying key implementation barriers within the North American context. However, this perspective is geographically limited and leaves a knowledge gap concerning AI adoption in other major international markets. China, with its multi-billion-dollar pet care industry and large network of modern veterinary facilities, represents one such market where professional attitudes toward AI remain uncharacterized ¹⁵. Understanding the perceptions, priorities, and challenges within this distinct ecosystem is essential for a complete global assessment of AI's trajectory in the veterinary field.

Therefore, the purpose of this study was to address this knowledge gap by providing the first detailed analysis of AI perception and adoption among veterinary professionals in China. We hypothesized that AI adoption patterns are not universal and are significantly shaped by regional factors, including workforce demographics, market maturity, and the local technological landscape. By comparing our findings with the established North America (NA) benchmark, we aimed to identify the different routes of AI integration and provide insights to guide the technology's responsible global development.

Methods

Study Design and Participants

A descriptive, cross-sectional survey design was used to investigate the adoption and perception of AI among veterinary professionals in China ¹⁶. The study population consisted of practicing

veterinary professionals, including veterinarians, technicians, and administrative staff. A convenience sample was recruited between May and July 2025 through two primary channels: in-person at a major national veterinary conference (West East Small Animal Conference (WESAC)) and online through professional networks (Chinese Veterinary Medical Association (CVMA)). Participation was voluntary and anonymous. A final sample of 455 complete responses was collected for analysis.

Survey Instrument

The data collection instrument was a 26-item questionnaire administered in Mandarin via a commercial online survey platform (Wenjuanxing). The questionnaire, which included 21 categorical (single or multiple-choice) and 5 open-ended questions, was adapted from a previously published 2024 NA survey to facilitate comparative analysis. The instrument was structured into four sections: (1) demographic and professional information; (2) familiarity and usage of AI tools; (3) perceptions, attitudes, and trust in AI; and (4) qualitative feedback. The full questionnaire (original and translated versions) is provided in the Supplementary Material.

Statistical Analysis

All quantitative data were analyzed using Python (3.8.8). A significance level (α) was set at < 0.001 for all hypothesis tests.

Response distributions for all categorical variables were first assessed for non-random patterns using chi-square goodness-of-fit tests. To evaluate the relationships between key variable pairs (eg, AI familiarity and AI adoption rate), chi-square tests of independence were performed, a method appropriate for analyzing associations between two categorical variables. For all statistically significant associations, Cramér's V was calculated to measure the effect size and determine the strength of the relationship.

For the comparative analysis, data from the Chinese survey ($n=455$) were compared with the published summary results of the 2024 NA survey ($n=3,968$). Proportional differences between the two cohorts on key variables (eg, respondent composition, AI adoption rate, primary AI applications) were assessed for statistical significance using chi-square tests of independence. To perform these tests, raw counts for the US cohort were calculated from the percentages reported in the source publication and its total sample size. Qualitative data from open-ended questions were analyzed thematically and are incorporated into the Discussion section to provide context for the quantitative findings.

It should be noted that this comparative analysis has inherent constraints. Data for the NA cohort were derived from published summary statistics, not a raw dataset. Raw counts for the NA cohort were estimated from the percentages and total sample size reported in the source publication to facilitate chi-square testing. This process assumes a high degree of precision in the reported percentages and serves as an estimation for comparative purposes. Therefore, the resulting p-values should be interpreted as strong indicators of association rather than exact measures, reflecting the methodological differences between analyzing primary data and comparing it with secondary, published data.

Results

Data analysis

All 21 categorical variables in the Chinese survey demonstrated a significant deviation from a uniform distribution in the chi-square goodness-of-fit test ($p < 0.001$). Chi-square tests of independence on 45 key variable pairs revealed that 18 pairs (40%) had a statistically significant association ($p < 0.001$). The three strongest associations, based on effect size, were between AI Familiarity and AI Adoption Rate (Cramér's $V = 0.412$), AI Adoption Rate and Usage Frequency (Cramér's $V = 0.619$), and perceived Importance of Training and perceived increase in clinic competitiveness from AI (Cramér's $V = 0.415$). (Figure 1).

Demographics and Professional Profile of the Chinese Cohort

A total of 455 valid responses were collected from veterinary professionals in China. As showed in Figure 2, The respondent pool consisted primarily of frontline clinicians, with 81.5% (Figure 2B) identifying as veterinarians. Other roles represented included veterinary technicians, assistants, or nurses (5.9%), hospital or clinic managers (4.0%), and veterinary students (2.9%). The cohort was composed of early-to-mid-career professionals. The largest age group was born in the 1990s (57.8%, Figure 2A), followed by those born in the 1980s (24.4%). This aligns with reported professional experience, where 36.5% (Figure 2C) had 1-5 years of experience and 33.8% had 6-10 years of experience. The majority of participants (87.2%, Figure 2D) worked in small animal pet hospitals or clinics.

AI Familiarity, Adoption, and Usage in China

Most Chinese respondents reported low-to-moderate familiarity with AI (Figure 3A), with 51.2% describing themselves as "not very familiar" and 4.2% as "completely unfamiliar". Only 9.7% felt "very familiar" and 35.0% felt "somewhat familiar". Despite this, 71.0% (Figure 3B) of respondents confirmed they have used AI tools in their professional work.

Among AI users (Figure 3C), 19.8% reported using the tools daily and 30.1% used them weekly. Regarding user experience (Figure 3E), 68.8% stated they have "tried some [tools] and are prepared to continue exploring," while 18.9% reported that the tools work well and are used regularly. Usage was dominated by Chinese large language models (Figure 3D), including Deepseek (67.5%), while internationally recognized models like ChatGPT and Gemini (20.2%) and veterinary-specific platforms such as MiniVet (20.2%) were also used.

Primary Applications and Perceptions in China

Respondents primarily used AI for clinical decision-making tasks. The most cited application was AI-assisted disease treatment and diagnosis (50.1%, Figure 4A), followed by calculating and using prescription drugs (44.8%) and treatment planning (36.3%). More administrative functions, such as voice-to-text transcription (25.9%) and automation of electronic health records (20.7%), were cited less frequently.

The most perceived benefit of AI was improving efficiency and saving time (86.6%, Figure 4C), followed by improving the accuracy of diagnosis (56.7%), reducing administrative workload (49.2%) and medical record related work (39.6%). While 45.1% (Figure 4B) of respondents expressed confidence in AI, 30.3% (Figure 4D) stated they do not trust unverified AI output for diagnosis.

Barriers and Drivers for Future Adoption in China

The primary barrier to adoption was concern about AI reliability and accuracy (54.3%, Figure 5A). The second-most cited barrier was a lack of training and knowledge (49.5%). Consequently, the top-ranked factor that would promote usage was more training opportunities (59.1%, Figure 5B). A consensus of 93.8% (Figure 5C) of respondents believe AI use should be regulated by veterinary authorities, with opinion split between needing "strict regulation" (46.6%) and regulation that "should retain some flexibility" (47.2%).

Comparative Analysis: China (2025) vs. North America (2024)

The Chinese and NA cohorts presented significance difference in professional composition and AI adoption. The Chinese cohort consisted of a higher proportion of veterinarians (81.5% vs 24.3%) and reported a higher AI adoption rate (71.0% vs 39.2%). (Table 1).

Application priorities differed as well, with the Chinese cohort prioritizing clinical tasks like diagnosis and disease detection (50.1% vs. 34.1% in the NA) and prescription calculation (44.8% vs. 17.6% in the NA), while the NA cohort focused on administrative tasks like record-keeping (39.0% vs. 20.7% in China) and reported higher usage of AI for imaging and radiology (39.0% vs. 24.8% in China).

Both groups cited concerns about reliability and accuracy as the top barrier (NA: 70.3%, China: 54.3%). NA professionals rated data security and privacy (53.9% vs. 26.6% in China), cost (42.6% vs. 20.4% in China), and fear of job displacement (36.1% vs. 20.9% in China) as much greater barriers than their Chinese counterparts.

Table 1. Comparative analysis between North America (NA) and China survey data.

Comparison	NA	China	Chi-square	p-value(p < 0.001)
Composition				
Veterinarian	24.3%	81.5%	632.04	< 0.001
Tech/Assistant	37.7%	5.9%	181.06	< 0.001
Vet Student	13.6%	2.9%	42.16	< 0.001
Manager/Exec	11.0%	4.0%	21.16	< 0.001
Receptionist	6.7%	1.3%	19.59	< 0.001
Other	6.6%	4.4%	2.97	0.085
AI Adoption Rate	39.2%	71.0%	167.66	< 0.001
AI Faimilarity	83.8%	55.4%	211.17	< 0.001
Applications				
Imaging and radiology	39.0%	24.8%	34.38	< 0.001
Record-keeping & admin tasks	39.0%	20.7%	58.12	< 0.001
Voice-to-text transcription	36.9%	25.9%	20.87	< 0.001
Diagnosis and disease detection	34.1%	50.1%	44.87	< 0.001
Prescription Calculation	17.6%	44.8%	184.96	< 0.001
Client communication & education	31.7%	35.6%	2.67	0.102
Barriers				
Reliability and accuracy	70.3%	54.3%	47.99	< 0.001
Data security and privacy	53.9%	26.6%	120.77	< 0.001
Cost of implementation	42.6%	20.4%	82.32	< 0.001

Lack of sufficient tool options	Unclear	36.0%		
Lack of training and knowledge	42.9%	49.5%	6.87	0.009
Regulatory or legal issues	42.1%	31.2%	19.61	< 0.001
Fear of job displacement	36.1%	20.9%	41.10	< 0.001

Discussion

This comparative analysis of the 2024 NA and 2025 Chinese surveys reveals that the global veterinary profession is not adopting AI uniformly, but rather along two distinct pathways shaped by local technology ecosystems, market structures, and workforce demographics. The central finding is an "adoption paradox": the Chinese cohort reported lower self-assessed familiarity with AI than the US cohort yet demonstrated a higher rate of adoption.

This paradox can be explained by a practitioner-driven, "bottom-up" adoption model in China, where a young, digitally native workforce creatively applies general-purpose AI tools (e.g., Large language models) to clinical challenges. Qualitative data from the Chinese survey supports this, indicating that veterinarians frequently use these tools for low-stakes, efficiency-gaining tasks like referencing drug dosages. However, this high usage is tempered by a lack of trust in the tools for clinical important decisions, with respondents describing current options as "too basic" or "sometimes wrong". This explains why professionals, while using AI frequently, remain hesitant to trust it fully. This gap between frequent use for simple tasks and a lack of trust for complex ones is the crux of the adoption paradox. In contrast, the US market appears to follow a more cautious, provider-driven model, awaiting the validation and integration of specialized, purpose-built veterinary systems.

The differing professional composition of the two survey samples is a key determinant of AI application priorities. The heavy concentration of frontline clinicians in the Chinese sample (81.5%) logically corresponds with a focus on core clinical functions. This "inside-out" approach, prioritizing AI for diagnosis, prescription calculation, and treatment planning, suggests AI is being leveraged to augment clinical capabilities and bridge some technical gaps in a system with varied levels of initial training and limited access to specialists. Conversely, the heterogeneous US sample, with its fair representation of managers and support staff, prioritized administrative and workflow optimization¹⁷. This "outside-in" approach, focusing on imaging, record-keeping, and transcription, is logical for a market with high and consistent standards of postgraduate clinical training where operational bottlenecks are a primary concern. This strategy targets efficiency gains and cost-savings, creating a foundation for later integration of more advanced clinical AI.

These differed priorities can further be understood through the lens of professional qualification and specialization. In the United States and Canada, veterinary medicine is a postgraduate profession requiring a doctoral degree (DVM), ensuring a high and consistent standard of foundational clinical expertise. The system is additionally supported by a robust and accessible network of board-certified specialists¹⁸. For this highly trained workforce, the most pressing daily challenges are often operational and administrative. Therefore, the "outside-in" path is a logical choice, targeting the automation of non-clinical tasks to free up veterinarians' time and improve practice profitability. It is a lower-risk strategy that builds a foundation of efficiency upon which more advanced clinical tools can later be integrated. The education needed for veterinary licensure

in China differs from the NA model, typically requiring a bachelor's or associate degree. This model results in a larger, more demographically varied professional base whose members may have less extensive initial training and limited access to specialized expertise. The "inside-out" approach seen in the Chinese data is a direct response to this reality. The high demand for AI tools in core clinical functions like diagnosis and treatment planning suggests that AI is being used to bridge potential knowledge gaps and standardize the quality of care. For many Chinese veterinarians, an AI diagnostic assistant or dose calculator is not just a time-saver; it is a powerful tool that augments their clinical capabilities, acting as a form of digital decision support. This "inside-out" path, while perhaps carrying different liabilities, is not merely a higher-risk choice but a necessary and strategic one for its market. While this could accelerate improvements in care quality, it also explains the strong call for robust regulatory oversight (93.84%) from the Chinese respondents themselves, who recognize the need to validate and standardize these powerful clinical tools.

While concern for AI reliability and accuracy is a universal barrier, other reported obstacles highlight the different stages of market development ¹⁹. The high level of concern among NA professionals for data security, cost, and legal issues reflects a more mature market. These are practical, implementation-stage hurdles for professionals actively evaluating the integration of existing commercial AI products into their practices. Whereas the Chinese market appears to be at a more foundational stage. The primary barriers identified—a lack of training and a lack of sufficient tool options—signal a market where the main demand is for the development of more specialized veterinary AI products and the education necessary to use them effectively. The third most cited barrier in the Chinese cohort – insufficient options of AI tools (36.0%, Figure 5A) – illustrates again the beginning stage that the Chinese market is in.

The findings carry significant implications for the global veterinary community. The anxieties expressed by Chinese professionals regarding liability ("who is responsible? The doctor or the AI?"), data privacy, and the potential for skill degradation ("over-reliance on technology to cause a decline in the critical thinking and diagnostic skills of veterinarians.") highlight an urgent need for clear ethical and legal frameworks ²⁰. To address this, professional associations and regulatory bodies must proactively develop standards for AI tool validation, algorithmic transparency, and liability. Furthermore, the data underscore a universal need to evolve veterinary curricula beyond basic computer literacy to include skills in data science, critical appraisal of AI technologies, and ethics. The proactive inclusion of programming courses in some veterinary programs is a step in this direction ²¹. For instance, College of Veterinary Medicine in Jilin University has started adopting Python course for their 2024 cohort. Ultimately, AI should be positioned not as a replacement, but as an assistant that liberates professionals from repetitive work, allowing them to focus on uniquely human skills like surgery and empathetic communication, thereby elevating their role to that of high-level, AI-augmented clinical decision-makers.

This analysis has several limitations. Both surveys relied on self-reported data, which is subject to recall bias. Sampling methodologies may have introduced selection bias ²², with the NA study's reliance on American Animal Hospital Association (AAHA) and Digitail's networks potentially skewed the sample towards more technologically engaged professionals and the Chinese study's reliance on Chinese Veterinary Medical Association (CVMA) and WESAC network skewed the sample distribution towards small animal practitioners. Caution is also warranted in direct numerical comparison, which were based on estimations from published data, not a direct analysis of two concurrent raw datasets, and were separated by a year. Future research should employ in-

depth qualitative methods to explore the reasoning behind these quantitative findings. A longitudinal approach would provide invaluable data on how perceptions and applications evolve as the technology matures, while new research is needed to understand client acceptance of AI-assisted diagnostics and their willingness to pay for such services.

In conclusion, the integration of AI into veterinary medicine is not a monolithic global rollout but a mosaic of regional adoptions shaped by local factors. The paradox between the NA and Chinese markets highlights that the trajectory of this global technology is profoundly influenced by local workforce demographics, educational structures, and market needs. For all stakeholders, from veterinarians and educators to technology developers and regulators, success will depend on recognizing and responding to these distinct regional narratives to responsibly guide the development of innovations that advance animal health and support the veterinary professionals dedicated to it.

References:

1. Esteva A, Robicquet A, Ramsundar B, et al. A guide to deep learning in healthcare. *Nat Med.* 2019;25(1):24-29. doi:10.1038/s41591-018-0316-z
2. Fahrner LJ, Chen E, Topol E, Rajpurkar P. The generative era of medical AI. *Cell.* 2025;188(14):3648-3660. doi:10.1016/j.cell.2025.05.018
3. Cao K, Xia Y, Yao J, et al. Large-scale pancreatic cancer detection via non-contrast CT and deep learning. *Nat Med.* 2023;29(12):3033-3043. doi:10.1038/s41591-023-02640-w
4. Tallam H, Elton DC, Lee S, Wakim P, Pickhardt PJ, Summers RM. Fully automated abdominal ct biomarkers for type 2 diabetes using deep learning. *Radiology.* 2022;304(1):85-95. doi:10.1148/radiol.211914
5. Digitail: all-in-one veterinary practice management software. <https://digitail.com/>. Accessed August 21, 2025. <https://digitail.com/>
6. Zoetis. Accessed August 21, 2025. <https://www.zoetisus.com/products/diagnostics/instruments/vetscan-imagyst/>
7. Scribenote | veterinarian ai scribe app and software. Accessed August 21, 2025. <https://scribenote.com>
8. Instant point-of-care radiology results - SignalPET. September 24, 2023. Accessed August 21, 2025. <https://www.signalpet.com/>
9. Ai veterinary radiology & diagnostics | vetology. October 7, 2024. Accessed August 21, 2025. <https://vetology.net/ai/>
10. Element aim™ | antech diagnostics. Accessed August 21, 2025. <https://www.antechdiagnostics.com/antech-product/element-aim/>
11. Renaltech | antech diagnostics. March 6, 2025. Accessed August 21, 2025. <https://www.antechdiagnostics.com/reference-lab/renaltech/>

12. ImpriMed | Find the best chemo drugs for treating your dog's lymphoma. Accessed August 21, 2025. <https://www.imprimedicine.com/>
13. Fitzke M, Whitley D, Yau W, et al. OncoPetNet: A Deep Learning based AI system for mitotic figure counting on H&E stained whole slide digital images in a large veterinary diagnostic lab setting. Published online 2021. doi:10.48550/ARXIV.2108.07856
14. Gabor S, Danylenko G, Voegeli B. Familiarity with artificial intelligence drives optimism and adoption among veterinary professionals: 2024 survey. *ajvr*. 2025;86(S1):S63-S69. doi:10.2460/ajvr.24.10.0293
15. Wang H, Bian Y, Yan Z. Study on the development of china's pet industry and strategic recommendations based on data analysis. *HSET*. 2025;140:236-245. doi:10.54097/e3bgam20
16. Kelley K. Good practice in the conduct and reporting of survey research. *International Journal for Quality in Health Care*. 2003;15(3):261-266. doi:10.1093/intqhc/mzg031
17. Cresswell K, Sheikh A. Organizational issues in the implementation and adoption of health information technology innovations: An interpretative review. *International Journal of Medical Informatics*. 2013;82(5):e73-e86. doi:10.1016/j.ijmedinf.2012.10.007
18. Brown JP, Silverman JD. The current and future market for veterinarians and veterinary medical services in the United States. *J Am Vet Med Assoc* 1999;215:161–183.
19. Borges Do Nascimento IJ, Abdulazeem H, Vasanthan LT, et al. Barriers and facilitators to utilizing digital health technologies by healthcare professionals. *npj Digit Med*. 2023;6(1):161. doi:10.1038/s41746-023-00899-4
20. Price WN, Gerke S, Cohen IG. Potential liability for physicians using artificial intelligence. *JAMA*. 2019;322(18):1765. doi:10.1001/jama.2019.15064
21. Hooper SE, Hecker KG, Artemiou E. Using machine learning in veterinary medical education: an introduction for veterinary medicine educators. *Veterinary Sciences*. 2023;10(9):537. doi:10.3390/vetsci10090537
22. Fricker RD. Sampling methods for online surveys. In: *The SAGE Handbook of Online Research Methods*. SAGE Publications Ltd; 2017:162-183. doi:10.4135/9781473957992.n10

Figures:

Figure 1. Heatmap illustrating the association strength between key categorical variables using Cramér's V from Chi-square tests of independence. The intensity of the blue color and the numerical value in each cell represent the effect size of the association between the corresponding pair of variables. Of the 45 variable pairs tested, 18 (40%) demonstrated a statistically significant association ($p < 0.001$). The most notable strong associations are between AI Adoption Rate and Usage Frequency ($V = 0.619$), Training Importance and Clinic Competitiveness ($V = 0.415$), and AI Familiarity and AI Adoption Rate ($V = 0.412$).

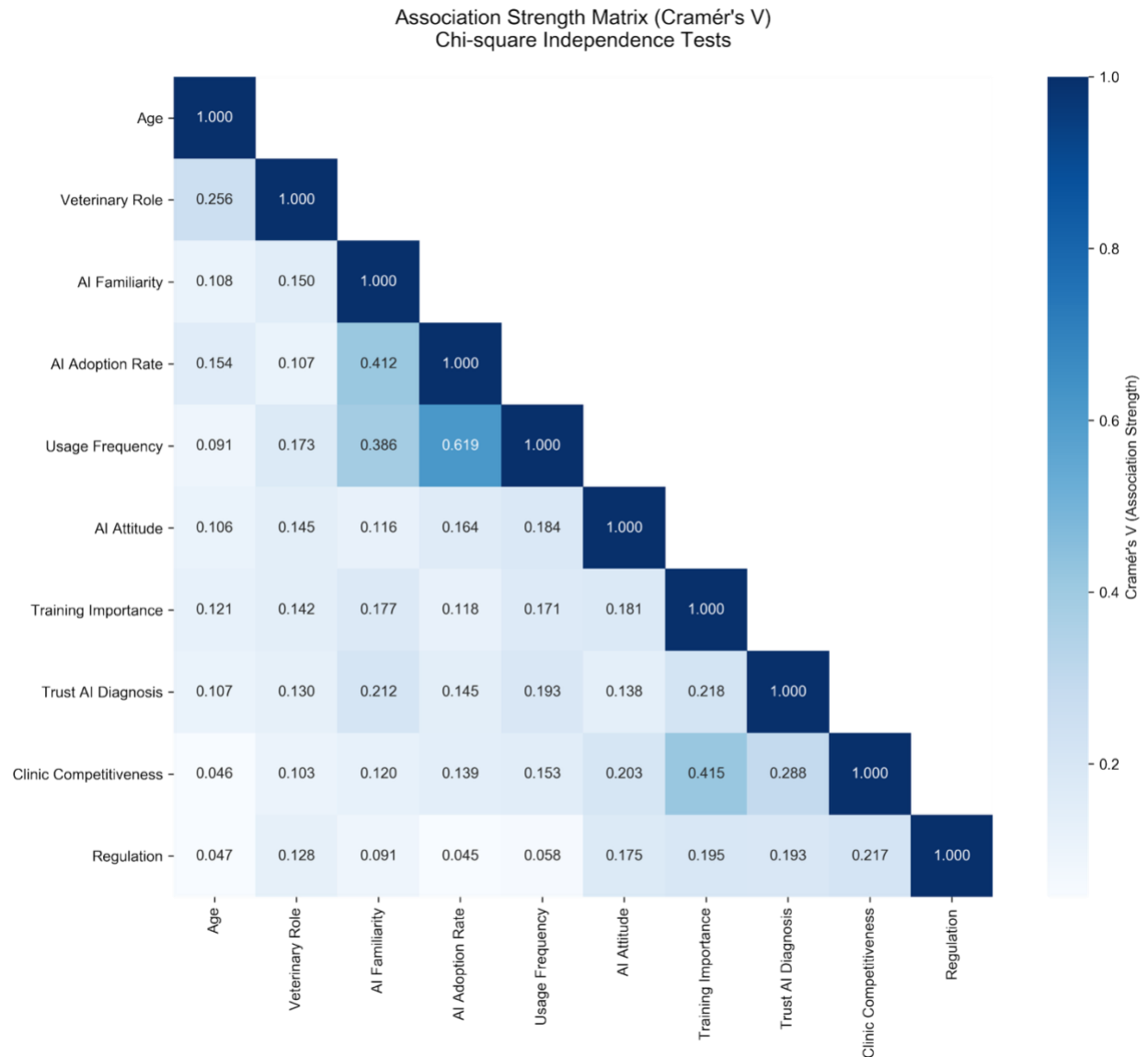
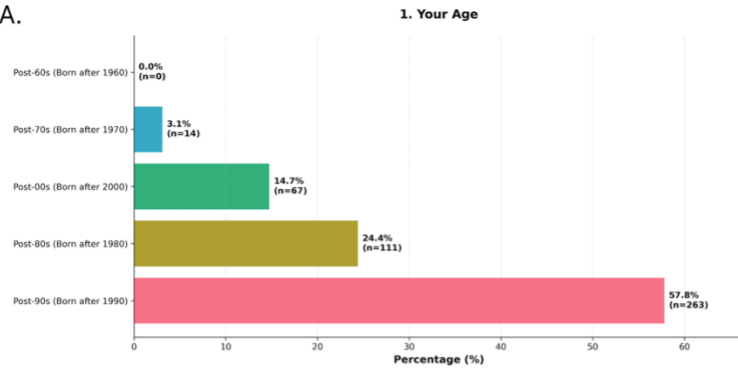
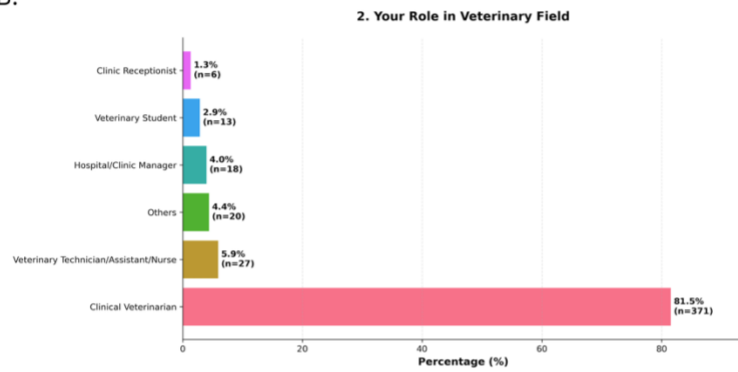


Figure 2. Demographic characteristics of study participants. Bar charts show the distribution of responses to four survey questions: (A) Your Age, (B) Your Role in Veterinary Field, (C) Your Work Experience in Veterinary Field, and (D) Type of Institution You Work At. Percentages for each category are displayed on the bars, along with the number of respondents (n) for that category.

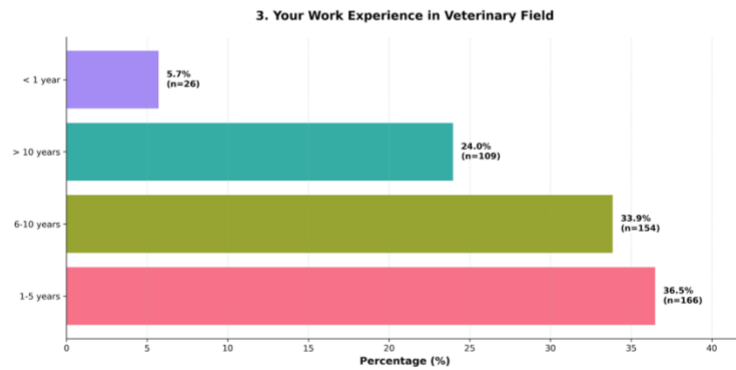
A.



B.



C.



D.

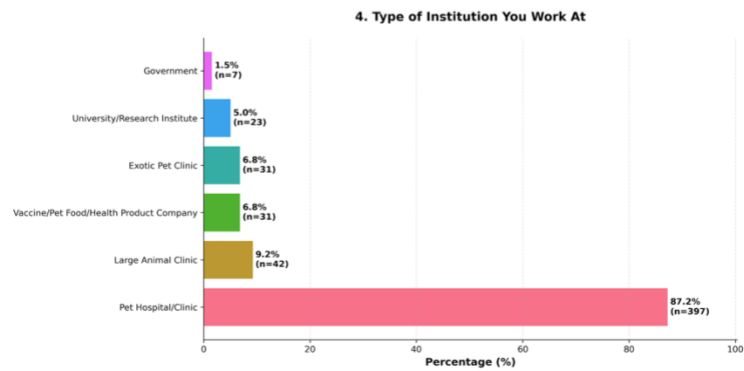


Figure 3. Survey results that highlight AI familiarity, adoption, and usage patterns in China. Bar charts show the distribution of responses to five survey questions: (A) Your Familiarity with AI Applications in Veterinary Medicine, (B) Have You Used AI Tools in Veterinary Practice?, (C) Frequency of AI Tool Usage in Veterinary Practice, (D) Which AI Tools Have You Used?, and (E) Your Experience with AI Tools. Percentages for each category are displayed on the bars, along with the number of respondents (n) for that category.

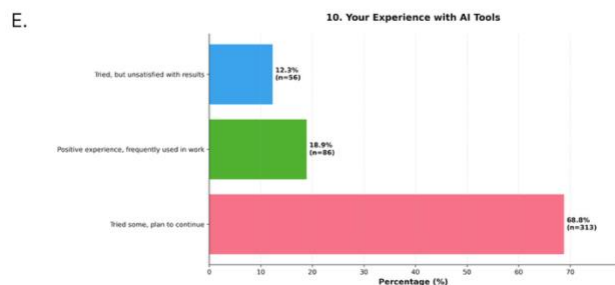
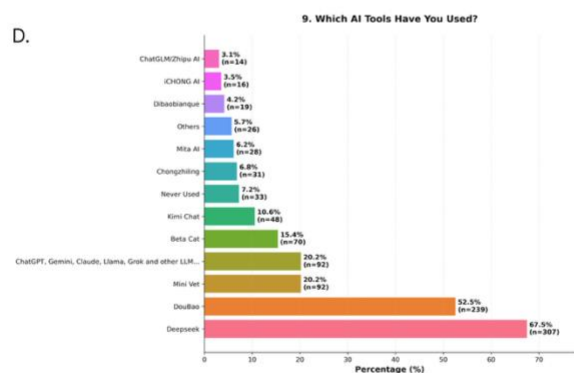
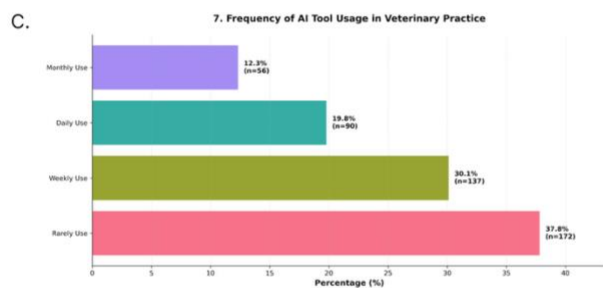
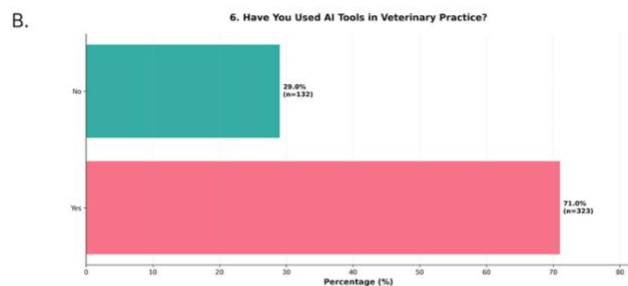
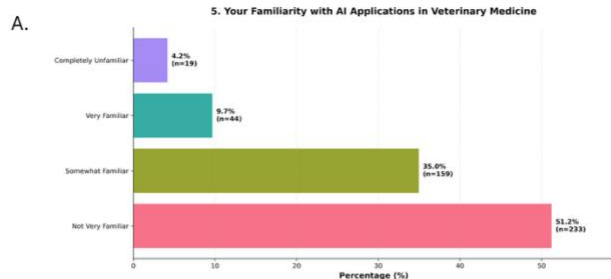
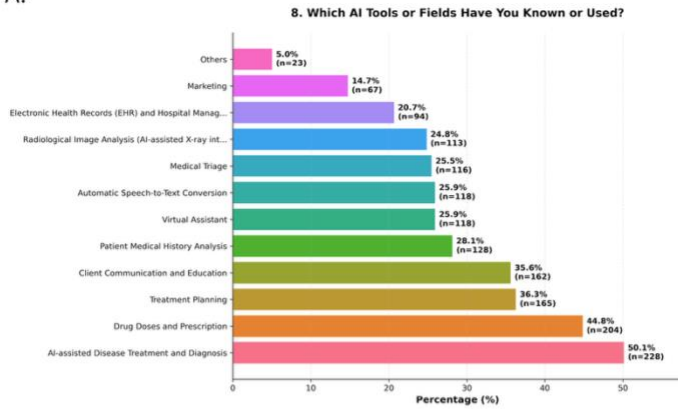
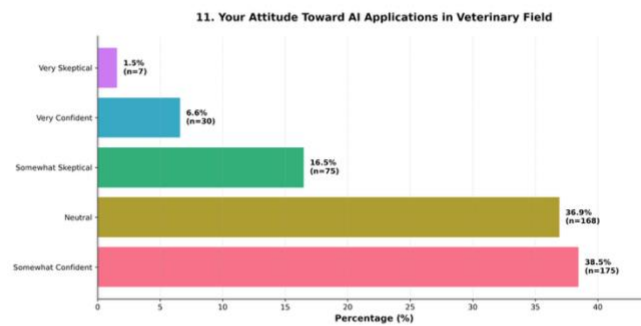


Figure 4. Survey results that highlight perceived benefits, attitudes, and trust in AI use in China. Bar charts show the distribution of responses to four survey questions: (A) Which AI Tools or Fields Have You Known or Used?, (B) Your Attitude Toward AI Applications in Veterinary Field, (C) Main Benefits AI Brings to Veterinary Field, and (D) Do You Trust AI Preliminary Diagnosis Without Human Verification? Percentages for each category are displayed on the bars, along with the number of respondents (n) for that category.

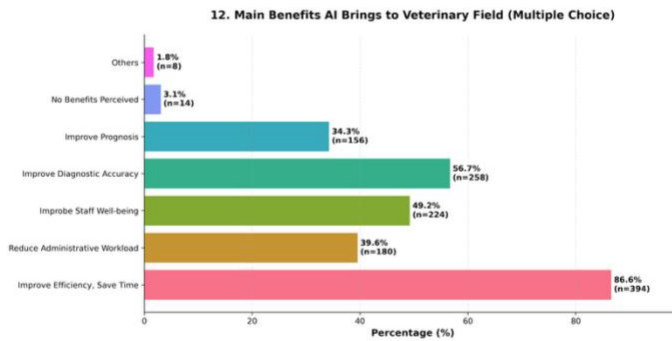
A.



B.



C.



D.

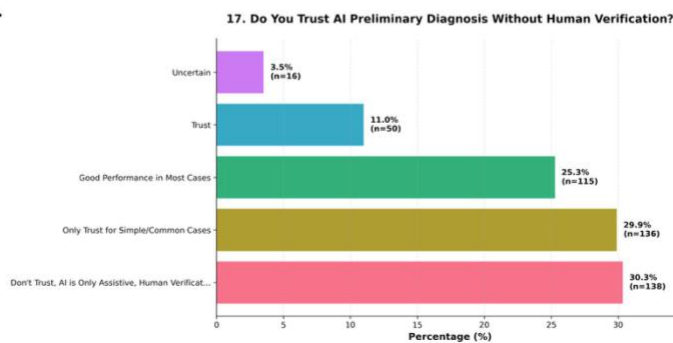
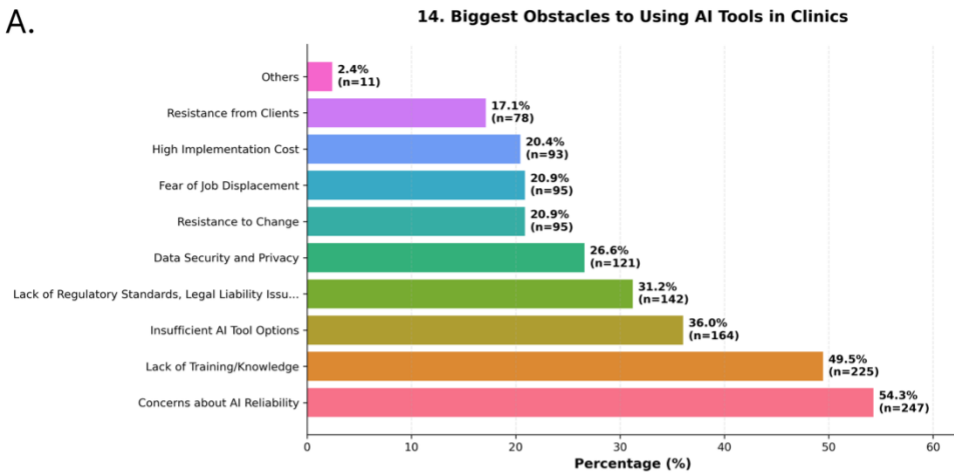
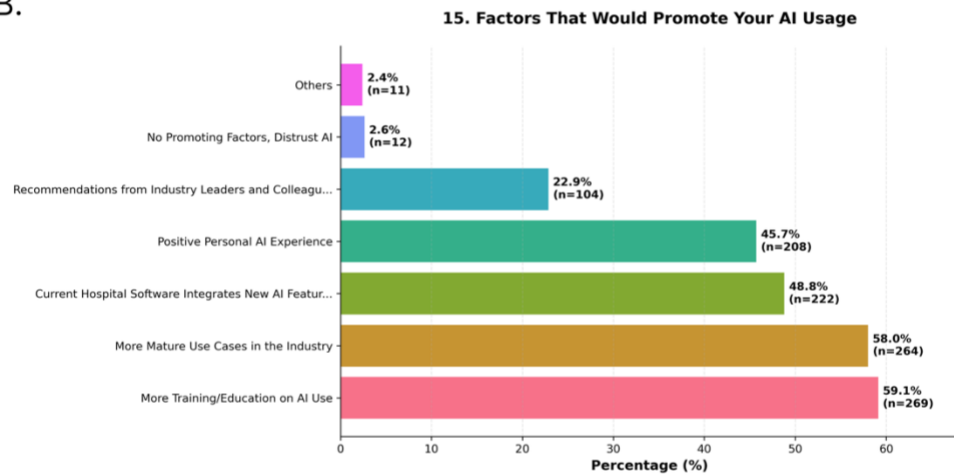


Figure 5. Survey results that highlight barriers to adoption and drivers for future use. Bar charts show the distribution of responses to three survey questions: (A) Biggest Obstacles to Using AI Tools in Clinics, (B) Factors That Would Promote Your AI Usage, and (C) Should AI Tool Usage Be Regulated by Veterinary Authorities? Percentages for each category are displayed on the bars, along with the number of respondents (n) for that category.

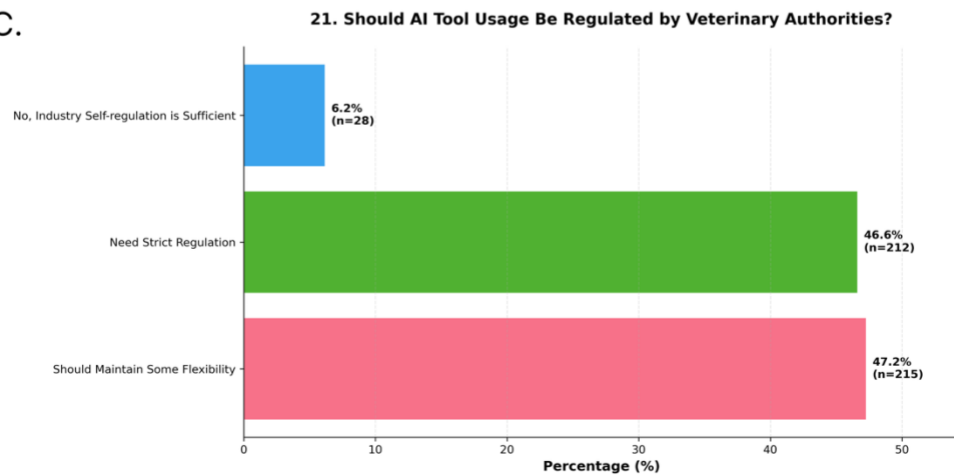
A.



B.



C.



Supplemental material:

Full questionnaire - Original version (Chinese)

I. 基本信息

1. 您的年龄?

- a. 00 后
- b. 90 后
- c. 80 后
- d. 70 后
- e. 60 后

2. 您在兽医学领域的主要工作是?

- a. 兽医
- b. 兽医技师/助理/护士
- c. 兽医学生
- d. 诊所管理者
- e. 诊所前台
- f. 其他

3. 您从事兽医学领域的工作时长?

- a. < 1 年
- b. 1-5 年
- c. 6-10 年
- d. > 10 年

4. 您所在的机构类型?

- a. 宠物医院或诊所
- b. 大动物诊疗机构
- c. 异宠诊疗机构
- d. 疫苗/宠物食品 /保健品等公司
- e. 高校或科研院所
- f. 政府

II. AI 在个人和医疗上的使用

5. 您对 AI 在兽医学中的应用有多熟悉, 如 ChatGPT, Deepseek?

- a. 非常熟悉
- b. 比较熟悉
- c. 不太熟悉

- d. 完全不熟悉
- 6. 您是否在兽医实践中使用过 AI 工具?
 - a. 是
 - b. 否
- 7. 您在兽医实践中使用 AI 工具的频率?
 - a. 每天
 - b. 每周
 - c. 每月
 - d. 很少使用, 或从未用过
- 8. 以下涉及 AI 的工具或领域您了解或使用过哪些? (可多选)
 - a. 放射影像分析 (如 AI 辅助 X 光片解读)
 - b. 电子健康记录 (EHR) 以及医院管理工作的自动化
 - c. 语音对文字的自动转化
 - d. AI 辅助的疾病诊疗和诊断
 - e. 宠主的沟通和教育
 - f. 对患者病史的分析
 - g. 治疗方案的设计
 - h. 临床上的分诊
 - i. 市场营销和推广
 - j. 处方药的计算和使用
 - k. 虚拟多功能兽医助手
 - l. 其他
- 9. 您是否在个人的生活中使用过 AI 工具? (可多选)
 - a. Deepseek
 - b. 豆包
 - c. Kimi Chat
 - d. 秘塔 AI
 - e. ChatGLM/智谱清言
 - f. 宠智灵科技
 - g. 谛宝扁鹊
 - h. 微宠医
 - i. 贝塔猫
 - j. ChatGPT, Gemini, Claude, Llama, Grok 等大语言模型
 - k. iCHONG AI

- l. 其他
- m. 无使用经验

10. 您对 AI 工具的使用体验

- a. 试过, 但不适合我/不满意效果
- b. 尝试了一些, 准备继续探索
- c. 在日常生活中经常使用

III. 对 AI 应用的态度和看法

11. 您对 AI 在兽医领域的应用持什么态度?

- a. 非常怀疑
- b. 有一定质疑
- c. 中立
- d. 有一定信心
- e. 非常有信心

12. 您认为 AI 为兽医领域带来的主要好处是? (可多选)

- a. 提高效率, 节省时间
- b. 减少病例输入及管理的负担
- c. 减少行政相关工作
- d. 提高诊疗的准确率
- e. 改善患者的预后情况
- f. 不认为有任何好处
- g. 其他

13. 以下哪个领域您认为会最大程度地享受 AI 带来的红利? (可多选)

- a. 宠主的沟通和教育
- b. 患者病例的填写
- c. 诊疗前的初诊和分诊
- d. 后续的返诊
- e. 治疗方案的安排
- f. 远程医疗
- g. 诊断检查, 如血检、病理切片分析等
- h. 鉴别诊断

14. 您认为在诊所中使用 AI 工具最大的障碍是什么? (可多选)

- a. 使用成本高
- b. 缺乏培训/知识
- c. 对变革/变化的抵触

- d. 对 AI 可靠性的担忧
- e. AI 工具可选性不足
- f. 缺乏监管标准, 涉及的法律责任等
- g. 担心被 AI 取代, 工作机会流失
- h. 内部数据的安全性没有保障
- i. 宠主/畜主的抵触
- j. 其他

15. 您认为以下哪些因素会促进您对 AI 的使用? (可多选)

- a. 行业出现较多比较成熟的使用案例
- b. 更多的培训机会去增加对 AI 使用的了解
- c. 个人对 AI 使用的正面经历
- d. 诊所当下使用的软件整合了新的 AI 功能
- e. 行业中其他领军人以及同事的推荐
- f. 没有可以促进的因素, 不信任 AI
- g. 其他

16. 您认为对兽医从业者对 AI 方面的培训有多重要?

- a. 非常重要
- b. 比较重要
- c. 不重要
- d. 不确定

17. 您是否信任未经人工核查的 AI 初步诊断?

- a. 信任
- b. 多数情况表现良好
- c. 仅信任简单或常见病例
- d. 不信任, AI 仅仅是辅助工具, 必须进行人工复核
- e. 不确定

18. 您认为畜主/宠主会接受 AI 辅助的诊断/治疗么?

- a. 大多数接受
- b. 部分接受, 部分犹豫
- c. 大部分倾向纯人工诊疗
- d. 不确定

19. 您认为结合 AI 工具会提高诊所的竞争力么?

- a. 是
- b. 否

20. 您在短期内会考虑进一步扩大诊所内 AI 的使用频率和范围么？

- a. 不考虑
- b. 不确定
- c. 会考虑，但是会谨慎使用

21. 您认为 AI 工具的使用是否应由兽医监管机构统一规范？

- a. 需要严格监管
- b. 应保留一定灵活性
- c. 否，行业自调即可

IV. 开放性问题

22. 请描述您在兽医实践中使用 AI 的积极或者消极的经历。

23. 您对 AI 在动物医疗的伦理问题有何担忧。

24. 您希望未来的 AI 兽医工具具备哪些功能。

25. 您认为未来十年 AI 将如何改变兽医的角色。

26. 关于 AI 在兽医学中的应用，您还有其他意见或建议么？

Full questionnaire – Translated version (English)

I. Demographic Information

1. Your Age:

- a. Post-00s (Born after 2000)
- b. Post-90s (Born after 1990)
- c. Post-80s (Born after 1980)
- d. Post-70s (Born after 1970)
- e. Post-60s (Born after 1960)

2. Your Role in Veterinary Field

- a. Veterinarian
- b. Veterinary Technician/Assistant/Nurse
- c. Veterinary Student
- d. Clinic Manager
- e. Clinic Receptionist
- f. Other

3. Your Work Experience in Veterinary Field

- a. < 1 year

- b. 1-5 years
- c. 6-10 years
- d. > 10 years

4. Type of Institution You Work At

- a. Pet Hospital/Clinic
- b. Large Animal Clinic
- c. Exotic Pet Clinic
- d. Vaccine/Pet Food/Health Product Company
- e. University/Research Institute
- f. Government

II. AI Use in Personal and Medical Applications

5. Your Familiarity with AI Applications in Veterinary Medicine, such as ChatGPT, Deepseek?

- a. Very Familiar
- b. Somewhat Familiar
- c. Not Very Familiar
- d. Completely Unfamiliar

6. Have You Used AI Tools in Veterinary Practice?

- a. Yes
- b. No

7. Frequency of AI Tool Usage in Veterinary Practice

- a. Daily
- b. Weekly
- c. Monthly
- d. Rarely use

8. Which AI Tools or Fields Have You Known or Used? (Multiple Choice)

- a. Radiological Image Analysis (AI-assisted X-ray interpretation)
- b. Electronic Health Records (EHR) and Hospital Management Automation
- c. Automatic Speech-to-Text Conversion
- d. AI-assisted Disease Treatment and Diagnosis
- e. Pet Owner Communication and Education
- f. Patient Medical History Analysis
- g. Treatment Planning
- h. Medical Triage
- i. Marketing
- j. Drug Doses and Prescription

- k. Virtual Assistant
- l. Other

9. Have you used AI tools in your personal life? (Multiple Choice)

- a. Deepseek
- b. DouBao
- c. Kimi Chat
- d. Mita AI
- e. ChatGLM/Zhipu AI
- f. Chongzhiling
- g. Dibaobianque
- h. Mini Vet
- i. Beta Cat
- j. ChatGPT, Gemini, Claude, Llama, Grok and other LLMs
- k. iCHONG AI
- l. Other
- m. Never Used

10. Your Experience with AI Tools

- a. Tried, but unsatisfied with results
- b. Tried some, plan to continue
- c. Positive experience, frequently used in daily life

III. Attitudes and Perspectives on AI Applications

11. Your Attitude Toward AI Applications in Veterinary Field

- a. Very Skeptical
- b. Somewhat Skeptical
- c. Neutral
- d. Somewhat Confident
- e. Very Confident

12. Main Benefits AI Brings to Veterinary Field (Multiple Choice)

- a. Improve Efficiency, Save Time
- b. Reduce EHR related Workload
- c. Reduce Administrative Workload
- d. Improve Diagnostic Accuracy
- e. Improve Prognosis
- f. No Benefits Perceived
- g. Others

13. Which Field Will Benefit Most from AI? (Multiple Choice)

- a. Client Communication and Education
- b. Medical Record Writing
- c. Clinical Triage
- d. Follow-up Visits
- e. Treatment Plan
- f. Telemedicine
- g. Diagnostics, such as blood tests, pathological slide analysis, etc.
- h. Differential Diagnosis

14. Biggest Obstacles to Using AI Tools in Clinics (Multiple Choice)

- a. High Implementation Cost
- b. Lack of Training/Knowledge
- c. Resistance to Change
- d. Concerns about AI Reliability
- e. Insufficient AI Tool Options
- f. Lack of Regulatory Standards, Legal Liability Issues
- g. Fear of Job Displacement
- h. Data Security and Privacy
- i. Resistance from Clients
- j. Others

15. Factors That Would Promote Your AI Usage (Multiple Choice)

- a. More Mature Use Cases in the Industry
- b. More Training/Education on AI Use
- c. Positive Personal AI Experience
- d. Current Hospital Software Integrates New AI Features
- e. Recommendations from Industry Leaders and Colleagues
- f. No Promoting Factors, Distrust AI
- g. Others

16. Importance of AI Training for Veterinary Practitioners

- a. Very Important
- b. Somewhat Important
- c. Not Important
- d. Uncertain

17. Do You Trust AI Preliminary Diagnosis Without Human Verification?

- a. Trust
- b. Good Performance in Most Cases

- c. Only Trust for Simple/Common Cases
- d. Don't Trust, AI is Only Assistive, Human Verification is Required
- e. Uncertain

18. Do You Think Pet Owners Will Accept AI-Assisted Diagnosis/Treatment?

- a. Most Accept
- b. Some Accept, Some Hesitate
- c. Most Prefer Veterinarians
- d. Uncertain

19. Can AI Tools Improve Medical Institution Competitiveness?

- a. Yes
- b. No

20. Will You Consider Expanding AI Usage in Your Institution in the Short Term?

- a. Not Considering
- b. Uncertain
- c. Will Consider, But Use Cautiously

21. Should AI Tool Usage Be Regulated by Veterinary Authorities?

- a. Need Strict Regulation
- b. Should Maintain Some Flexibility
- c. No, Industry Self-regulation is Sufficient

IV. Open-ended Questions

22. Please describe your positive or negative experiences using AI in veterinary practice.

23. What are your concerns about the ethical issues of AI in animal healthcare?

24. What features do you hope future AI veterinary tools will have?

25. How do you think AI will change the role of veterinarians in the next ten years?

26. Do you have any other opinions or suggestions regarding the application of AI in veterinary medicine?