

# Balancing Synthetic Data and Replay for Enhancing Task-Specific Capabilities

Urs Spiegelhalter<sup>1</sup>   Jörg K.H. Franke<sup>1,2,3,4</sup>   Frank Hutter<sup>1,2,5</sup>

<sup>1</sup>University of Freiburg   <sup>2</sup>ELLIS Institute Tübingen  
<sup>3</sup>Open-Sci Collective   <sup>4</sup>LAION   <sup>5</sup>Prior Labs

## Abstract

Adapting language models to new tasks through continued pretraining faces a fundamental trade-off: models must learn new capabilities while avoiding catastrophic forgetting of existing knowledge. While prior work has studied synthetic data generation techniques, the optimal replay ratios for balancing task performance and knowledge retention under computational constraints remain poorly understood. We present a comprehensive empirical study investigating the interplay between replay ratio configuration and computational budget when adapting language models to new tasks. Using the bAbI reasoning tasks as our target objective, we apply synthetic data generation and systematically evaluate different total token budgets and replay ratio configurations. We analyze their effects on both task mastery and general knowledge retention. Our experiments reveal an optimal configuration that balances task-specific performance with general knowledge retention. Based on our findings, we provide empirically-grounded guidelines for selecting replay ratios based on computational budget, enabling practitioners to achieve strong task adaptation with significantly reduced training costs.

## 1 Introduction

Foundation models [Grattafiori et al., 2024, Gemma Team et al., 2025, DeepSeek-AI et al., 2025] face a fundamental challenge in continual learning: how to acquire new task-specific capabilities without degrading their general performance [Shi et al., 2024, Luo et al., 2025]. This challenge is especially prominent when adapting models to specialized tasks where training data is limited but task mastery is critical. While synthetic data generation and experience replay have emerged as promising approaches [Yang et al., 2025, Jiang et al., 2025, Ibrahim et al., 2024], the optimal balance between these strategies remains underinvestigated, especially under computational constraints.

In this work, we systematically analyze the impact of replay on different token budgets. Our approach combines two key components: (i) synthetic data generation that expands limited task-specific datasets through controlled diversity expansion, and (ii) systematic analysis of replay ratios across different computational budgets to identify configurations that balance task mastery with general knowledge retention.

For synthetic data generation, we leverage a task suite that offers structured reasoning patterns suitable for controlled augmentation. The bAbI reasoning tasks [Weston et al., 2016] provide an ideal testbed for studying this balance, as they require precise reasoning capabilities that can be systematically evaluated.

Our key contributions are:

- A systematic evaluation of the interplay between synthetic data scale and replay percentage in total token constrained continual learning.
- Evidence that more than 5-10% replay is not necessary for general knowledge retention. This configuration provides the optimal trade-off between task mastery and general knowledge retention.
- Evidence that synthetic data diversity is crucial for task mastery: training with multiple epochs on smaller, less diverse datasets performs significantly worse than training on unique diverse samples with the same total token budget.

## 2 Related Work

**Continual Learning in Foundation Models** Foundational work has highlighted the challenge of updating foundation models without forgetting [Ramasesh et al., 2022, Scialom et al., 2022]. Experience replay, where previous training data is mixed with new task data, remains one of the most effective approaches [Chaudhry et al., 2019]. However, determining optimal replay ratios typically requires expensive empirical search. Recent work by Ibrahim et al. [2024] investigates replay ratio effects in the context of broad domain adaptation, such as adapting models to new languages. In contrast, our work focuses on narrow task-specific adaptation using synthetic data.

**Continued Pretraining with Synthetic Data** Recent work [Yang et al., 2025, Jiang et al., 2025, Chen et al., 2024] uses synthetically enriched data from a small domain to perform continued pretraining. While Chen et al. [2024] explicitly explores synthetic dataset diversity and Jiang et al. [2025] explores synthetic dataset sizes, they do not investigate catastrophic forgetting or general knowledge retention in their experiments.

## 3 Method

### 3.1 Synthetic Data Generation

We use the bAbI tasks [Weston et al., 2016] as our basis for task-specific continued pretraining since they offer a wide variety of tasks. However, while the legacy code base<sup>1</sup> of the original tasks exists, limited diversity in the entities used poses challenges for robust generalization. We address this limitation through controlled synthetic expansion by introducing novel entities. This enables us to generate a few million unique samples per task, instead of only a few thousand. We provide more details on the bAbI tasks and our synthetic expansion in Appendix A.

Additionally, we investigate the impact of synthetic data diversity. Therefore, we use two bAbI datasets variants: **bAbI-Original**: the standard bAbI dataset containing 1,000 unique samples per task, generated from the original code base with a limited entity set, and **bAbI-Synthetic**: our synthetically expanded version containing up to hundreds of thousands of unique samples per task. For training, we adopt different sampling strategies based on the dataset variant. With bAbI-Original, we perform multiple epochs over the 1,000 samples per task until reaching the target token budget. For bAbI-Synthetic, we sample unique samples without replacement up to the target token budget, leveraging the dataset’s larger diversity to avoid repetition.

### 3.2 Optimal Configuration

A configuration consists of a total token budget and a replay percentage, where the replay percentage specifies the proportion of tokens allocated to task-specific data. For acquiring new task expertise while preserving general capabilities, we prioritize: (i) minimizing computational cost via total token budget, and (ii) maximizing task-specific data allocation through minimal replay percentage, enabling learning of more complex tasks within the same budget. We define an optimal configuration as one that minimizes both replay percentage and total token budget while maintaining the combined benchmark score: the sum of task-specific performance and average change in general benchmarks. At this optimum, increasing either parameter yields only marginal improvements in the combined score, indicating efficient resource utilization.

---

<sup>1</sup><https://github.com/facebookarchive/bAbI-tasks>

## 4 Experiments

### 4.1 Experimental Setup

We conduct experiments using the bAbI tasks as our task to learn and the DCLM-Edu [dcl, 2025] pretraining dataset as the replay dataset. Our base model, the SmolLM2-1.7B LLM [Ben Allal et al., 2025], achieves a performance of 54.9% on the bAbI tasks, leaving room for improvement.

Therefore, we conduct experiments across a comprehensive grid of configurations, varying both the total token budget and replay percentage. Specifically, we evaluate five token budgets {1e7, 1e7.5, 1e8, 1e8.5, 1e9 tokens} and five replay percentages {5%, 10%, 15%, 20%, 25%}, resulting in 25 distinct configurations. We evaluate these configurations on both bAbI-Original and bAbI-Synthetic.

Hyperparameters were determined through a preliminary grid search using 50% replay and 100k bAbI-Synthetic samples per task. Our final configurations use a peak learning rate of 0.0005, a batch size of 256, with a linear warm-up for the first 10% of training followed by cosine decay. We provide more details on the training setup, hyperparameter search, and dataset statistics in Appendix B.

### 4.2 Evaluation Protocol

We evaluate models on two complementary metrics. First, we evaluate bAbI task performance by measuring accuracy on a held-out bAbI test set containing completely unseen entities. We evaluate using 5-shot prompting with examples from the training split to ensure consistent answer formatting. Second, we assess general performance through average performance across HellaSwag [Zellers et al., 2019], ARC-Easy [Clark et al., 2018], PIQA [Bisk et al., 2020], MMLU [Hendrycks et al., 2021], CommonsenseQA [Talmor et al., 2019], WinoGrande [Sakaguchi et al., 2020], OpenBookQA [Mihaylov et al., 2018], and MathQA [Amini et al., 2019] benchmarks, evaluated with the Language Model Evaluation Harness [Gao et al., 2025]. The combined score is calculated by the sum of the bAbI test set accuracy and the average change of the general performance benchmarks.

We initially also included GSM8K [Cobbe et al., 2021] in the general performance benchmarks but removed it from our main analysis due to DCLM-Edu’s inefficient performance retention on GSM8K. However, we observe that augmenting the replay mixture with a small proportion of mathematical data effectively addresses this degradation. We provide more details in Appendix C.

### 4.3 Main Results

Figure 1 shows the results of the full analysis of the interplay between different total token budgets and replay percentages on bAbI-Original and bAbI-Synthetic. Our results reveal several key insights:

**Total Token Budget** Training beyond 1e8.5 total tokens provides no further improvements in downstream bAbI task performance. Performance plateaus at this point for both datasets. We can even observe a small decline in bAbI task performance and general knowledge retention with 1e9 total tokens.

**General Knowledge Retention** Between 5% and 10% replay is sufficient for maintaining general knowledge. Increasing replay above 10% provides no meaningful additional benefit while reducing task-specific training data or increasing computational cost. Detailed performance breakdowns for the individual benchmarks are provided in Appendix D.

**Task Diversity Impact** bAbI-Synthetic achieves superior task performance and exhibits stable general knowledge retention patterns across different replay configurations. The substantial performance gap between bAbI-Synthetic and bAbI-Original underscores that data diversity is crucial for task mastery. Training with multiple epochs on smaller datasets performs significantly worse than training on unique diverse samples with the same token budget, consistent with Chen et al. [2024].

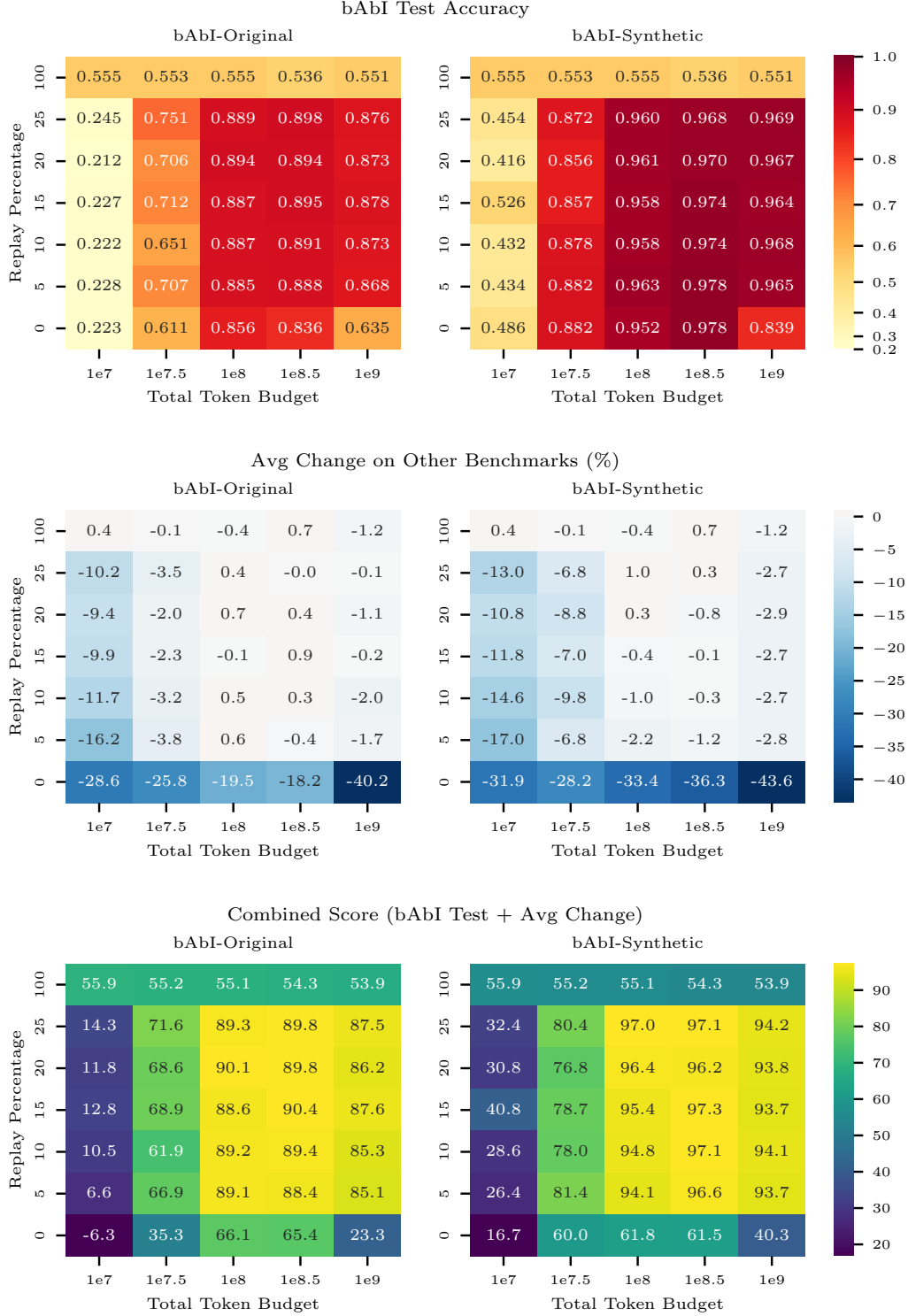


Figure 1: Full analysis of the interplay between different total token budgets and replay percentages. The left column shows results for bAbI-Original and the right column shows results for bAbI-Synthetic. 100% replay is exclusively training on DCLM-Edu up to that total token budget. The combined scores indicate the most valuable configurations for task mastery and general knowledge retention.

## 5 Practical Guidelines

For practitioners adapting models to new tasks, we recommend: (i) Initial hyperparameter search using 20% replay with total token budget of  $1e8$ . (ii) Grid search over token budgets  $\{1e8, 1e8.5, 1e9\}$  and replay ratios  $\{5\%, 10\%, 15\%\}$  to identify the configuration that best balances task performance and general knowledge retention for the specific requirements. Based on our findings, configurations outside of these ranges perform worse or provide minimal benefit while increasing computational cost.

## 6 Discussion

The emergence of a performance ceiling at  $1e8.5$  tokens, coupled with slight degradation at  $1e9$  tokens, suggests that continual learning scenarios require careful consideration of training duration. The sufficiency of 5-10% replay for maintaining general knowledge demonstrates that catastrophic forgetting can be prevented with minimal computational overhead, enabling efficient adaptation without extensive rehearsal of prior training data. Our results also reveal that data diversity fundamentally changes training dynamics. The bAbI-Synthetic experiments show that unique samples consistently outperform repeated epochs, with important implications for practitioners with limited original data: investing in synthetic diversity generation yields better performance than training longer on existing data.

While our study focuses on a single task type (reasoning) and model size (1.7B parameters), and our synthetic generation method relies on rule-based templates, which may not generalize to more complex tasks, these findings provide actionable guidelines for continual learning scenarios. Different tasks or model sizes may exhibit different optimal configurations, and extending this analysis to other task types, model scales, and synthetic generation methods would strengthen the generalizability of our guidelines.

## 7 Conclusion

This work establishes empirically validated guidelines for efficient task-specific model adaptation through systematic exploration of replay strategies and training duration. We demonstrate that 5-10% replay suffices to prevent catastrophic forgetting, while training beyond  $1e8.5$  tokens yields no benefits and may even harm performance. Combined with our finding that diverse synthetic samples consistently outperform repeated epochs, these results enable practitioners to achieve strong task performance with minimal computational overhead. Our insights provide a foundation for making continual learning practical in resource-constrained environments where efficiency is critical.

## Acknowledgements

This research was funded by the Deutsche Forschungsgemeinschaft (DFG, German Research Foundation) under grant number 417962828. We acknowledge funding by the European Union (via ERC Consolidator Grant DeepLearning 2.0, grant no. 101045765). Views and opinions expressed are, however, those of the author(s) only and do not necessarily reflect those of the European Union or the European Research Council. Neither the European Union nor the granting authority can be held responsible for them.



We gratefully acknowledge the Gauss Centre for Supercomputing e.V. for funding this work by providing computing time through the John von Neumann Institute for Computing (NIC) on the supercomputer JUWELS Booster at Jülich Supercomputing Centre (JSC).

## References

- DCLM-Edu Dataset, 2025. URL <https://huggingface.co/datasets/HuggingFaceTB/dclm-edu>.
- Aida Amini, Saadia Gabriel, Shanchuan Lin, Rik Koncel-Kedziorski, Yejin Choi, and Hannaneh Hajishirzi. MathQA: Towards Interpretable Math Word Problem Solving with Operation-Based Formalisms. In *Proceedings of the 2019 Conference of the North American Chapter of the Association for Computational Linguistics: Human Language Technologies*, pages 2357–2367. Association for Computational Linguistics, 2019.
- Loubna Ben Allal, Anton Lozhkov, Elie Bakouch, Gabriel Martín Blázquez, Guilherme Penedo, Lewis Tunstall, Andrés Marafioti, Hynek Kydlíček, Agustín Piqueres Lajarín, Vaibhav Srivastav, et al. SmolLM2: When Smol Goes Big – Data-Centric Training of a Small Language Model, 2025.
- Yonatan Bisk, Rowan Zellers, Ronan Le Bras, Jianfeng Gao, and Yejin Choi. PIQA: Reasoning about Physical Commonsense in Natural Language. In *The Thirty-Fourth AAAI Conference on Artificial Intelligence*, pages 7432–7439. AAAI Press, 2020.
- Arslan Chaudhry, Marcus Rohrbach, Mohamed Elhoseiny, Thalaiyasingam Ajanthan, Puneet K. Dokania, Philip H. S. Torr, and Marc’Aurelio Ranzato. On Tiny Episodic Memories in Continual Learning, 2019.
- Hao Chen, Abdul Waheed, Xiang Li, Yidong Wang, Jindong Wang, Bhiksha Raj, and Marah I. Abidin. On the Diversity of Synthetic Data and its Impact on Training Large Language Models, 2024.
- Peter Clark, Isaac Cowhey, Oren Etzioni, Tushar Khot, Ashish Sabharwal, Carissa Schoenick, and Oyvind Tafjord. Think you have Solved Question Answering? Try ARC, the AI2 Reasoning Challenge. 2018.
- Karl Cobbe, Vineet Kosaraju, Mohammad Bavarian, Mark Chen, Heewoo Jun, Lukasz Kaiser, Matthias Plappert, Jerry Tworek, Jacob Hilton, Reiichiro Nakano, Christopher Hesse, and John Schulman. Training Verifiers to Solve Math Word Problems. 2021.
- DeepSeek-AI, Aixin Liu, Bei Feng, Bing Xue, Bingxuan Wang, Bochao Wu, Chengda Lu, Chenggang Zhao, Chengqi Deng, Chenyu Zhang, et al. DeepSeek-V3 Technical Report, 2025.
- Leo Gao, Jonathan Tow, Baber Abbasi, Stella Biderman, Sid Black, Anthony DiPofi, Charles Foster, Laurence Golding, Jeffrey Hsu, Alain Le Noac’h, et al. The Language Model Evaluation Harness, 2025. URL <https://github.com/EleutherAI/lm-evaluation-harness>.
- Gemma Team, Aishwarya Kamath, Johan Ferret, Shreya Pathak, Nino Vieillard, Ramona Merhej, Sarah Perrin, Tatiana Matejovicova, Alexandre Ramé, Morgane Rivi re, et al. Gemma 3 Technical Report, 2025.

- Aaron Grattafiori, Abhimanyu Dubey, Abhinav Jauhri, Abhinav Pandey, Abhishek Kadian, Ahmad Al-Dahle, Aiesha Letman, Akhil Mathur, Alan Schelten, Alex Vaughan, et al. The Llama 3 Herd of Models, 2024.
- Dan Hendrycks, Collin Burns, Steven Basart, Andy Zou, Mantas Mazeika, Dawn Song, and Jacob Steinhardt. Measuring Massive Multitask Language Understanding. In *9th International Conference on Learning Representations*, 2021.
- Adam Ibrahim, Benjamin Thérien, Kshitij Gupta, Mats L. Richter, Quentin Gregory Anthony, Eugene Belilovsky, Timothée Lesort, and Irina Rish. Simple and Scalable Strategies to Continually Pre-train Large Language Models. *Trans. Mach. Learn. Res.*, 2024.
- Xuhui Jiang, Shengjie Ma, Chengjin Xu, Cehao Yang, Liyu Zhang, and Jian Guo. Synthesize-on-Graph: Knowledgeable Synthetic Data Generation for Continue Pre-training of Large Language Models, 2025.
- Chengpeng Li, Zheng Yuan, Hongyi Yuan, Guanting Dong, Keming Lu, Jiancan Wu, Chuanqi Tan, Xiang Wang, and Chang Zhou. MuggleMath: Assessing the Impact of Query and Response Augmentation on Math Reasoning. In *ACL (1)*, pages 10230–10258. Association for Computational Linguistics, 2024.
- Yun Luo, Zhen Yang, Fandong Meng, Yafu Li, Jie Zhou, and Yue Zhang. An Empirical Study of Catastrophic Forgetting in Large Language Models During Continual Fine-tuning, 2025.
- Todor Mihaylov, Peter Clark, Tushar Khot, and Ashish Sabharwal. Can a Suit of Armor Conduct Electricity? A New Dataset for Open Book Question Answering. In *Proceedings of the 2018 Conference on Empirical Methods in Natural Language Processing*, pages 2381–2391. Association for Computational Linguistics, 2018.
- Vinay Venkatesh Ramasesh, Aitor Lewkowycz, and Ethan Dyer. Effect of scale on catastrophic forgetting in neural networks. In *International Conference on Learning Representations*, 2022.
- Keisuke Sakaguchi, Ronan Le Bras, Chandra Bhagavatula, and Yejin Choi. WinoGrande: An Adversarial Winograd Schema Challenge at Scale. In *The Thirty-Fourth AAAI Conference on Artificial Intelligence*, pages 8732–8740. AAAI Press, 2020.
- Thomas Scialom, Tuhin Chakrabarty, and Smaranda Muresan. Fine-tuned Language Models are Continual Learners. In *Proceedings of the 2022 Conference on Empirical Methods in Natural Language Processing*, pages 6107–6122. Association for Computational Linguistics, 2022.
- Haizhou Shi, Zihao Xu, Hengyi Wang, Weiye Qin, Wenyuan Wang, Yibin Wang, Zifeng Wang, Sayna Ebrahimi, and Hao Wang. Continual Learning of Large Language Models: A Comprehensive Survey, 2024.
- Alon Talmor, Jonathan Herzig, Nicholas Lourie, and Jonathan Berant. CommonsenseQA: A Question Answering Challenge Targeting Commonsense Knowledge. In *Proceedings of the 2019 Conference of the North American Chapter of the Association for Computational Linguistics: Human Language Technologies*, pages 4149–4158. Association for Computational Linguistics, 2019.
- Jason Weston, Antoine Bordes, Sumit Chopra, and Tomáš Mikolov. Towards AI-Complete Question Answering: A Set of Prerequisite Toy Tasks. In *4th International Conference on Learning Representations*, 2016.
- Zitong Yang, Neil Band, Shuangping Li, Emmanuel J. Candès, and Tatsunori Hashimoto. Synthetic continued pretraining. In *The Thirteenth International Conference on Learning Representations*, 2025.
- Rowan Zellers, Ari Holtzman, Yonatan Bisk, Ali Farhadi, and Yejin Choi. HellaSwag: Can a Machine Really Finish Your Sentence? In *Proceedings of the 57th Conference of the Association for Computational Linguistics*, pages 4791–4800. Association for Computational Linguistics, 2019.

## Appendix

### A bAbI Tasks and Synthetic Expansion

#### A.1 Overview of bAbI Tasks

The bAbI tasks [Weston et al., 2016] consist of 20 question-answering tasks designed to test different aspects of text understanding and reasoning. Each task focuses on a specific reasoning capability. The tasks are presented in a simple, controlled language format to isolate specific reasoning challenges while minimizing linguistic complexity.

The dataset was originally designed with a limited vocabulary and entity set, making it suitable for systematic evaluation but potentially limiting in terms of generalization. Each task consists of a context (a series of statements) followed by questions about that context. The model must reason over the provided information to answer correctly.

We present examples of all 20 bAbI tasks below. Task complexity and difficulty scale with the number of statements preceding each question. The examples shown are picked from the lower complexity levels with very few statements.

##### A.1.1 Task 1: Location Tracking - Single Supporting Fact

```
1 Daniel went to the office.  
2 Mary moved to the garden.  
3 Where is Mary? garden 2
```

##### A.1.2 Task 2: Object Location - Two Supporting Facts

```
1 John grabbed the apple.  
2 Sandra grabbed the football.  
3 John moved to the bathroom.  
4 Where is the apple? bathroom 1 3
```

##### A.1.3 Task 3: Object Location - Three Supporting Facts

```
1 Sandra took the football.  
2 John took the milk.  
3 Daniel moved to the kitchen.  
4 Daniel got the apple.  
5 Daniel moved to the office.  
6 Where was the apple before the office? kitchen 3 4 5
```

##### A.1.4 Task 4: Spatial Relationships

```
1 The office is west the kitchen.  
2 The bathroom is west the office.  
3 What is east the office? kitchen 1
```



### A.1.5 Task 5: Object Location - Transfer Relationships

```
1 Sandra took the football.
2 John took the milk.
3 Daniel journeyed to the kitchen.
4 Daniel went to the bedroom.
5 Sandra moved to the bedroom.
6 Sandra gave Mary the football.
7 Who received the football last? Mary 6
```

### A.1.6 Task 6: Location Tracking - Yes/No Questions

```
1 Daniel journeyed to the garden.
2 Daniel journeyed to the bathroom.
3 Is Daniel in the bedroom? no 2
```

### A.1.7 Task 7: Counting

```
1 Sandra travelled to the hallway.
2 Daniel moved to the kitchen.
3 John took the milk.
4 How many objects is John holding? one 3
```

### A.1.8 Task 8: Object Location - Lists

```
1 Daniel moved to the bathroom.
2 John took the apple.
3 John grabbed the milk.
4 John went to the bathroom.
5 What is John holding? apple,milk 2 3
```

### A.1.9 Task 9: Location Tracking - Negation

```
1 John went to the garden.
2 Sandra moved to the office.
3 Daniel is no longer in the bedroom.
4 Sandra is in the office.
5 Is Daniel in the bedroom? no 3
```

### A.1.10 Task 10: Location Tracking - Indefinite Knowledge

```
1 Daniel is in the hallway.
2 John went to the hallway.
3 Sandra is either in the office or in the bedroom.
4 John travelled to the garden.
5 Is Sandra in the bedroom? maybe 4
```

#### A.1.11 Task 11: Location Tracking - Basic Coreference

1 John journeyed to the bedroom.  
2 Following that he went to the garden.  
3 Where is John? garden 1 2

#### A.1.12 Task 12: Location Tracking - Conjunctions

1 John and Mary went to the garden.  
2 Sandra and Mary went to the bedroom.  
3 Where is John? garden 1

#### A.1.13 Task 13: Location Tracking - Compound Coreference

1 John and Sandra journeyed to the kitchen.  
2 After that they journeyed to the bathroom.  
3 Where is Sandra? bathroom 1 2

#### A.1.14 Task 14: Location Tracking - Time Reasoning

1 Daniel moved to the kitchen this morning.  
2 Mary journeyed to the bathroom this evening.  
3 John travelled to the kitchen this afternoon.  
4 Yesterday Daniel moved to the hallway.  
5 Where was Daniel before the kitchen? hallway 1 4

#### A.1.15 Task 15: Animal Fear Chains - Basic Deduction

1 Wolves are afraid of sheep.  
2 Emily is a mouse.  
3 Gertrude is a sheep.  
4 Jessica is a wolf.  
5 Winona is a cat.  
6 Sheep are afraid of cats.  
7 Mice are afraid of sheep.  
8 Cats are afraid of mice.  
9 What is Gertrude afraid of? cat 3 6

#### A.1.16 Task 16: Color-Animal Associations - Basic Induction

1 Brian is white.  
2 Bernhard is yellow.  
3 Greg is gray.  
4 Greg is a swan.  
5 Julius is a swan.  
6 Brian is a rhino.  
7 Lily is a rhino.  
8 Julius is gray.  
9 Bernhard is a frog.  
10 What color is Lily? white 1 6 7

### A.1.17 Task 17: Positional Reasoning

```
1 The blue triangle is below the red sphere.  
2 The red sphere is to the right of the rectangle.  
3 Is the red sphere above the blue triangle? yes 1 2
```

### A.1.18 Task 18: Size Reasoning

```
1 The container is bigger than the chocolate.  
2 The suitcase is bigger than the chocolate.  
3 The container is bigger than the box.  
4 The box is bigger than the suitcase.  
5 Does the container fit in the suitcase? no 3 4
```

### A.1.19 Task 19: Path Finding

```
1 The bedroom is east the hallway.  
2 The bathroom is south the kitchen.  
3 The office is east the bedroom.  
4 The kitchen is east the office.  
5 What is the path from office to bathroom? e,s 2 4
```

### A.1.20 Task 20: Agent's Motivations

```
1 Jason is tired.  
2 Jason travelled to the bedroom.  
3 Why did Jason go to the bedroom? tired 1
```

The examples presented above represent the unprocessed outputs from the legacy bAbI tasks code-base<sup>2</sup>, with the original entities. We apply several preprocessing modifications to these raw samples to enhance their suitability as high-quality training data. For instance, in Task 19, we insert the preposition "of" following each directional indicator.

We excluded Task 20 from our training set based on preliminary experimental findings. Our initial studies revealed limited generalization capabilities, particularly when utilizing our expanded bAbI datasets. We attribute this limitation to Task 20's underlying assumption of a one-to-one correspondence between motivations and room destinations. The example provided illustrates this mapping: "tired" corresponds to "bedroom." Similarly, the dataset contains mappings such as "bored" to "garden." The model's ability to memorize these specific motivation-room pairings observed during training does not transfer to novel, unseen mappings at test time, thereby constraining its generalization performance.

To construct the bAbI training samples, we concatenated the context statements, question, and answer components. We formatted the answer using the template "The answer is <answer word(s)>". For example, a bAbI training sample looks like this: "Mary journeyed to the hallway. Mary went to the garden. Where is Mary? The answer is garden."

## A.2 bAbI Synthetic Expansion

The entities utilized in the bAbI tasks are stored either as text files or embedded directly within the task source code. For entities defined in source code files, we extend the typical set of 4-6 entities to 100 entities to enhance diversity.

The text file storing entities for tasks 1, 2, 3, 5, 6, 7, 9, 10, 11, 12, and 13 is structured as follows:

<sup>2</sup><https://github.com/facebookarchive/bAbI-tasks>

world\_basic.txt

```
# locations
create bedroom
set bedroom is_thing
set bedroom is_location

create kitchen
set kitchen is_thing
set kitchen is_location

create garden
set garden is_thing
set garden is_location

create hallway
set hallway is_thing
set hallway is_location

create bathroom
set bathroom is_thing
set bathroom is_location

create office
set office is_thing
set office is_location

# small (moveable) objects
create apple
set apple is_thing
set apple is_gettable
set apple is_in kitchen

create football
set football is_thing
set football is_gettable
set football is_in garden

create milk
set milk is_thing
set milk is_gettable
set milk is_in kitchen

# objects
create table
set table is_thing
set table is_in kitchen

# actors
create John
set John is_actor
set John is_in kitchen
set John is_god
set John is_male

create Mary
set Mary is_actor
set Mary is_in bedroom
set Mary is_god
set Mary is_female

create Sandra
set Sandra is_actor
set Sandra is_in garden
set Sandra is_god
set Sandra is_female

create Daniel
set Daniel is_actor
set Daniel is_in hallway
set Daniel is_god
set Daniel is_male
```

A straightforward approach would involve directly extending this entity list. However, this method proves ineffective as numerous tasks depend on entity sampling until meeting certain conditions. As the number of entities increases, the sampling process becomes progressively more computationally

expensive while simultaneously reducing diversity. To address these limitations, we implement the following methodology:

1. We construct 10 distinct basic world entity files, each containing a marginally increased number of entities to maintain acceptable runtime performance. These 10 basic world entities are mutually disjoint.
2. During task sample generation, we first randomly select one of the 10 basic worlds, then proceed with the standard code execution.

This approach enables efficient expansion of diversity in the bAbI tasks while maintaining computational efficiency.

## B Training Details and Hyperparameter Search

### B.1 Training Details

We conduct our experiments using SmolLM2-1.7B Ben Allal et al. [2025], a 1.7B parameter model from the SmolLM2 family. This model offers several practical advantages for our experimental setup: (i) its 2048-token context length allows us to train at the model’s native sequence length without truncation on our available hardware, and (ii) as a monolingual English model, the DCLM-Edu [dcl, 2025] pretraining dataset provides a well-characterized distribution for controlled replay experiments.

To construct our training datasets, we combine replay data from DCLM-Edu with samples from the bAbI tasks Weston et al. [2016]. Specifically, for a replay percentage  $r$ , we sample  $r\%$  of tokens from DCLM-Edu and  $(100 - r)\%$  from bAbI. For bAbI, we ensure that each task has the same number of samples in the final dataset. As we continue pretraining from the base model without instruction tuning, we randomly interleave samples from both sources and segment them into sequences of 2048 tokens to match the model’s context length.

We performed all experiments on a cluster with 8 nodes of  $4 \times$  A100 40GB GPUs. The largest experiments are around 32 GPU hours. Here are the full hyperparameters we used in our main experiments:

Table 1: Hyperparameters used in our main experiments.

Parameter	SmolLM2-1.7B
Gradient Clip Val	1.0
Precision	bf16-mixed
Optimizer	AdamW
Beta1	0.9
Beta2	0.95
Eps	$1.0 \times 10^{-8}$
Weight decay	0.01
Learning rate	0.0005
Lr Num warm-up Steps	10%
Lr Decay Factor	0.1
Lr Schedule	Cosine
Flash Attention	True
Context size	2048
Batch size	256

## B.2 Hyperparameter Search

We conducted a grid search to identify suitable hyperparameters for our main experiments. We searched over batch sizes {128, 256, 512} and learning rates {0.0002, 0.0005, 0.0008}. We used 100k samples from the bAbI-Synthetic dataset with a replay ratio of 50% for the grid search, as this configuration demonstrated strong performance on the bAbI test set benchmark in preliminary experiments. We present the complete grid search results in Figure 2. We selected the configuration that achieved the highest combined score, which corresponded to a learning rate of 0.0005 and a batch size of 256.

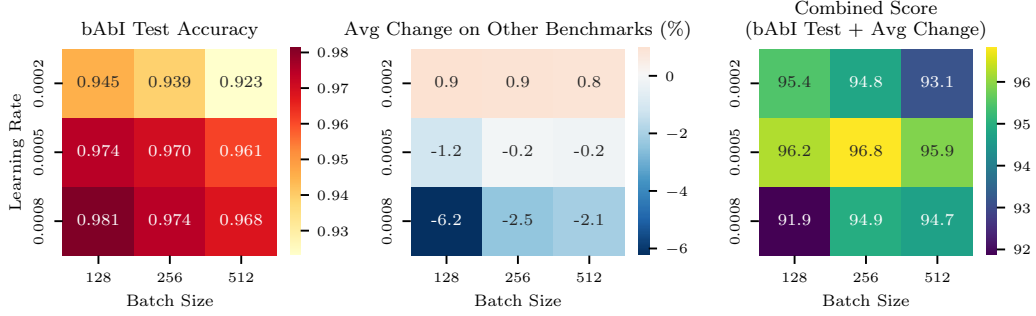


Figure 2:  $3 \times 3$  grid search over learning rate and batch size. We used 100k bAbI-Synthetic samples with 50% replay.

## B.3 Dataset Statistics

Figure 3 shows the number of epochs used for bAbI-Original and the number of samples per task used for bAbI-Synthetic to reach the total token budgets for each replay percentage.

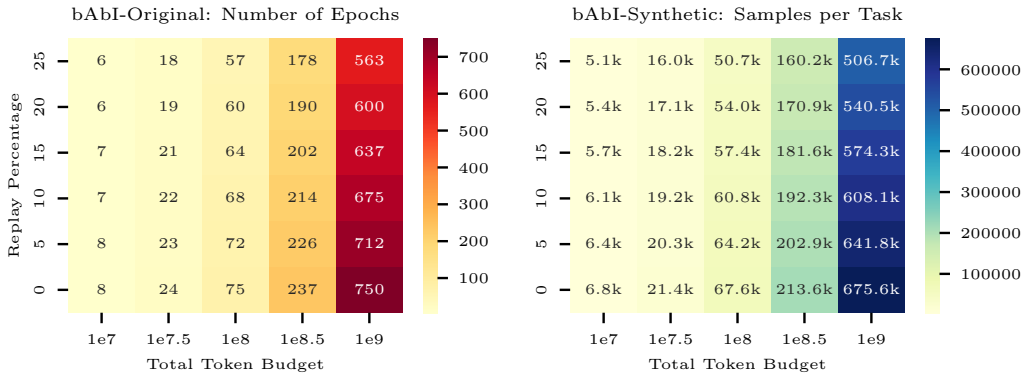


Figure 3: Number of epochs used for bAbI-Original and number of samples per task used for bAbI-Synthetic for each configuration.

## C Retaining GSM8K Performance

We initially also incorporated GSM8K-CoT (8-shot) within our suite of general performance benchmarks. Our analysis revealed that retention of GSM8K performance necessitates replay percentages exceeding 80% when utilizing our selected replay dataset, DCLM-Edu. Figure 4 shows the results with replay percentages 20%, 40%, 60%, and 80%.

To investigate this, we conducted an analysis of GSM8K-CoT predictions from one of our trained models (1e8.5 total token budget, 40% replay). We examined whether the trained model exhibited formatting issues that could lead to incorrect parsing of generated answers. However, we could not identify such parsing errors. Instead, the models trained on bAbI and DCLM-Edu appear to have experienced a genuine decline in mathematical reasoning capability. The following example illustrates this degradation:

```
Q: James is putting together 4 tables. Each table has 4 legs and each leg needs 2 screws. He has 40 screws. How many screws will he have left over?
Target: 8

Base model response: "James has 40 screws. 4 tables need 4 legs and each leg needs 2 screws. 4 x 4 = 16 legs. 16 x 2 = 32 screws. 40 - 32 = 8. The answer is 8."

Our trained model response: "James is putting together 4 tables. Each table has 4 legs. Each leg needs 2 screws. He has 40 screws. So he will need 4 x 4 = 16 screws. He has 40 - 16 = 24 screws. The answer is 24."
```

We hypothesize that this degradation stems from the insufficient mathematical content within DCLM-Edu. Ben Allal et al. [2025] specifically perform upsampling of mathematical data in their original pretraining dataset mix. Consequently, DCLM-Edu alone proves insufficient to counteract the distributional shift induced by training on bAbI, except when employing very high replay percentages.

To validate this hypothesis, we conducted additional experiments incorporating AugGSM8K [Li et al., 2024] samples within the replay mixture. Specifically, we allocated 15% of the replay budget to AugGSM8K samples. The results are presented in Figure 5. The inclusion of AugGSM8K in the replay mixture not only completely mitigates the GSM8K-CoT benchmark degradation but also yields substantial performance improvements. Given that this performance enhancement would distort our combined score metric, we excluded this modified replay dataset configuration from our main experiments. Nevertheless, these findings demonstrate that for domains exhibiting significant performance degradation despite high replay percentages with a general replay dataset such as DCLM-Edu, allocating a modest proportion of the replay budget to domain-specific data effectively addresses the performance degradation.

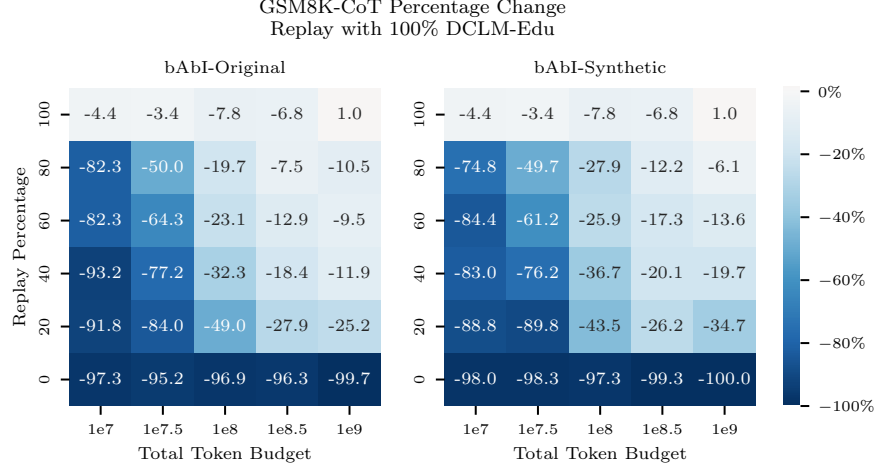


Figure 4: GSM8K-CoT (8-shot) performance utilizing the DCLM-Edu replay dataset across replay percentages of 20%, 40%, 60%, and 80%.

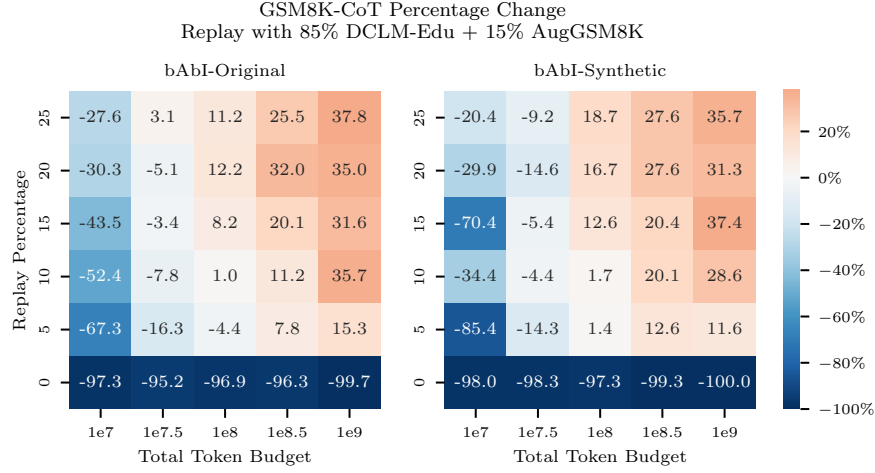


Figure 5: GSM8K-CoT (8-shot) performance utilizing a replay dataset comprising 85% DCLM-Edu and 15% AugGSM8K across total replay percentages of 5%, 10%, 15%, 20%, and 25%.

## D Full Benchmark Results

Figure 6 shows the full results of our main experiments for each individual benchmark for bAbI-Original and bAbI-Synthetic.





Figure 6: Full benchmark results of the individual general performance benchmarks of our main experiments. The first three rows show the results for bAbI-Original, the last three rows show the results for bAbI-Synthetic.