

Decorrelation Speeds Up Vision Transformers

Kieran Carrigg¹, Rob van Gastel², Melda Yeghaian¹, Sander Dalm¹, Faysal Boughorbel², and Marcel van Gerven¹

¹ Department of Machine Learning and Neural Computing,
Donders Institute for Brain, Cognition, and Behaviour,
Thomas van Aquinostraat 4, 6525 GD Nijmegen, The Netherlands,
{kieran.carrigg,melda.yeghaian,sander.dalm,marcel.vangerven}@donders.ru.nl

² AI & Vision Team,
ASMPT ALSI B.V.,
Platinawerf 20, 6641 TL Beuningen, The Netherlands,
{rob.van.gastel,faysal.boughorbel}@asmpt.com

Abstract. Masked Autoencoder (MAE) pre-training of vision transformers (ViTs) yields strong performance in low-label regimes but comes with substantial computational costs, making it impractical in time- and resource-constrained industrial settings. We address this by integrating Decorrelated Backpropagation (DBP) into MAE pre-training, an optimization method that iteratively reduces input correlations at each layer to accelerate convergence. Applied selectively to the encoder, DBP achieves faster pre-training without loss of stability. To mimic constrained-data scenarios, we evaluate our approach on ImageNet-1K pre-training and ADE20K fine-tuning using randomly sampled subsets of each dataset. Under this setting, DBP-MAE reduces wall-clock time to baseline performance by 21.1%, lowers carbon emissions by 21.4%, and improves segmentation mIoU by 1.1 points. We observe similar gains when pre-training and fine-tuning on proprietary industrial data, confirming the method’s applicability in real-world scenarios. These results demonstrate that DBP can reduce training time and energy use while improving downstream performance for large-scale ViT pre-training.

Keywords: Deep learning, Vision transformers, Efficient AI, Decorrelation

1 Introduction

Self-attention-based architectures, specifically transformers [1], have become increasingly popular models both in natural language processing (NLP) and in computer vision. While at first only dominating the NLP domain, transformers have now also become a strong contender in the computer vision domain, competing with or outperforming the previously superior convolutional architectures in tasks such as image classification, segmentation, and detection [2, 3].

The transformer’s self-attention mechanism lets each patch attend to every other patch in an image, resulting in a true global receptive field. In contrast, convolutional neural networks (CNNs) need to stack many local kernels to gradually grow their receptive field over multiple layers [4–6]. However, while convolutional layers scale only linearly with image size, self-attention scales quadratically in the number of image patches, incurring steep compute and memory costs at high resolutions [1, 3]. This overhead, while tolerable in research experiments, becomes a critical bottleneck in industrial pipelines, where GPU hours are limited and rapid processing of imagery (e.g., for defect segmentation) is essential.

Vision transformers (ViTs) are being widely adopted in real-world inspection and diagnostic pipelines, where annotated data is often scarce but high accuracy is critical. Hütten et al. [7] systematically compared the application of ViT and CNN backbones on railway freight car damage assessment imagery and demonstrated that ViTs match or exceed CNN performance in industrial applications with sparsely available data.

Unlike classification, where an image has one label denoting a specific class, segmentation demands pixel-level masks, that classify each pixel as belonging to a particular object. These masks are often difficult to produce, requiring clear boundaries between different objects in the image, and domain-specific experts to perform the annotating. In both industrial-quality control [8] and clinical radiology [9], this is time intensive and costly work and results in only a few hundred annotated examples per needed object class, even though high-resolution imagery is abundant. This stark contrast between abundant unlabelled imagery and scarce segmentation masks indicates a strong need for representation-learning methods that can leverage large amounts of unlabelled imagery and thus reduce the need for extensive pixel-level annotations.

One promising avenue to leverage abundant unlabelled imagery is Masked Autoencoder (MAE) pre-training [10], which randomly masks a large portion of image patches and trains a ViT to reconstruct the missing pixels. This allows the model to learn rich, generalizable features that transfer well to various downstream tasks when fine-tuned on the limited labelled imagery. However, MAE pre-training on large ViT backbones, such as ViT-Base on ImageNet-1K, can demand tens of GPU-days and hundreds of gigabytes of memory per run, making pre-training on unlabelled data intensive and time-consuming [3, 10]. On top of the earlier mentioned need for rapid processing of imagery in industrial pipelines, the training of large deep neural networks (DNNs) has also been associated with significant energy consumption and carbon emissions [11–16]. Together, these steep GPU requirements, large memory footprints, and non-trivial carbon emissions highlight why MAE pre-training, while beneficial for large amounts of unlabelled imagery, remains impractical for time- and resource-constrained industrial settings.

The high computational cost of training large neural networks has also motivated research into more efficient optimization methods. Desjardins et al. [17] showed that whitening layer activations can approximate natural gradient descent, which improves the conditioning of the optimization problem and ac-

celerates convergence. More recently, Ahmad [18] argued that correlations in layer inputs distort the gradient direction, and that removing these correlations brings standard gradient descent closer to the natural gradient [19]. Together, these findings highlight decorrelation as a promising strategy for reducing training cost, making it a natural candidate for addressing the steep computational demands of MAE pre-training.

In this paper we address the impractical training costs of MAE-pretrained ViTs in low-label regimes by applying iterative Decorrelated Backpropagation (DBP) at scale to transformer architectures for the first time. DBP, first introduced by Ahmad et al. [20] and recently adapted to DNNs by Dalm et al. [21], removes correlations in layer inputs to accelerate convergence. We extend and adapt this approach to operate selectively on key blocks of the ViT during MAE pre-training, marking the first large-scale application of DBP in transformer models. This yields: (1) faster pre-training: up to 21.1% wall-time reduction on ImageNet-1K [22], (2) improved transfer: higher segmentation mIoU when fine-tuning on ADE20K [23], and (3) real-world impact: similar speed and accuracy gains on proprietary industrial datasets.

The remainder of this paper is organized as follows. Section 2 describes the DBP algorithm, its implementation for Vision Transformers, and the MAE pre-training and ViT fine-tuning experimental setups. Section 3 presents results for MAE pre-training on ImageNet-1K and downstream segmentation on ADE20K, using randomly sampled 10% subsets to simulate data scarcity, as well as DBP-accelerated MAE pre-training on proprietary industrial datasets. Section 4 discusses the implications and limitations of these results, outlines directions for future research, and concludes.

2 Methods

2.1 Decorrelated Backpropagation

We employ an iterative decorrelation rule first described in Ahmad et al. [20]. Since decorrelation is applied individually on each layer of a DNN, we first concentrate on describing the decorrelation procedure for one such layer. Given a layer input \mathbf{x} and a decorrelation matrix \mathbf{R} , we get the decorrelated input \mathbf{z} as a result of a linear transformation:

$$\mathbf{z} = \mathbf{R}\mathbf{x}. \quad (1)$$

This decorrelated input is then used as input for the layer’s non-linear transformation

$$\mathbf{y} = f(\mathbf{W}\mathbf{z}) \quad (2)$$

which may be either the kernel function of a convolutional layer applied to a (flattened) input patch or the transformation in a fully-connected layer. Since the application of the decorrelation matrix \mathbf{R} on the correlated input \mathbf{x} is a linear transformation, the full layer transformation can also be described as

$$\mathbf{y} = f(\mathbf{W}\mathbf{R}\mathbf{x}) = f(\mathbf{W}\mathbf{z}) = f(\mathbf{A}\mathbf{x}) \quad (3)$$

with $\mathbf{A} = \mathbf{WR}$. The output of the layer then becomes the correlated input to the next layer. For each l -th layer, \mathbf{R}_l is initialised as the identity matrix and gradually learns to decorrelate the layer inputs during training, using its own, separate, learning rate and optimization scheme, usually vanilla stochastic gradient descent (SGD). This is done in parallel to minimizing the backpropagation (BP) loss during training. In its simplest implementation, \mathbf{R}_l is a square matrix, preserving the dimensionality of the input. After each mini-batch, \mathbf{R}_l is updated as follows:

$$\mathbf{R}_l \leftarrow \mathbf{R}_l - \eta \mathbf{C}_l \mathbf{R}_l \quad (4)$$

where η is a small, constant, and tunable learning rate, and \mathbf{C}_l captures the off-diagonal correlations of the layer inputs. Let $\mathbf{X} \in \mathbb{R}^{B \times d}$ denote the mini-batch of inputs to layer l , with row vectors $\mathbf{x}_l^{(b)} \in \mathbb{R}^d$. We first compute the uncentered covariance matrix

$$\mathbf{D} = \frac{1}{B} \mathbf{X}^\top \mathbf{X} \in \mathbb{R}^{d \times d} \quad (5)$$

and construct \mathbf{C}_l by explicitly zeroing the diagonal entries of \mathbf{D} :

$$(\mathbf{C}_l)_{ij} = \begin{cases} \mathbf{D}_{ij} & i \neq j, \\ 0 & i = j. \end{cases} \quad (6)$$

This removes all self-correlation terms while retaining the pairwise correlations between distinct input dimensions. The objective is to reduce these off-diagonal correlations without encouraging the trivial all-zero solution. For a detailed derivation of this learning rule, we refer to Ahmad et al. [20].

2.2 Application to scaled vision transformers

Our MAE pre-training implementation closely mirrors the ViT-Base recipe of He et al. [10]. We divide each image into 16×16 patches (as in Dosovitskiy et al. [3]), embed them into a 768-dimensional space, and process them through a 12-layer transformer encoder with 12 attention heads per layer. 75% of these patches are randomly masked during training, and a lightweight, 2-layer decoder reconstructs the missing pixels via an ℓ_2 loss. He et al. [10] report no significant difference in fine-tune performance with decoder depths of 2, 4, or 8 layers. We therefore use a 2-layer decoder for maximal efficiency.

As mentioned in Section 2.1, DBP is applied individually to the layers of a DNN. In our MAE pre-training setup, we extend DBP to the vision transformer architecture by integrating it directly into the encoder. Specifically, we apply DBP to the patch-embedding projection and to all multi-head self-attention and feed-forward MLP layers across the 12 encoder blocks. Figure 1 illustrates this integration. While prior work on vision transformers has leveraged head-decorrelation as a regularizer (e.g. Bhattacharyya et al. [24]), to our knowledge this is the first work to apply a full decorrelation-based optimization scheme across all encoder layers of a MAE pre-training framework, including patch embeddings and MLPs.

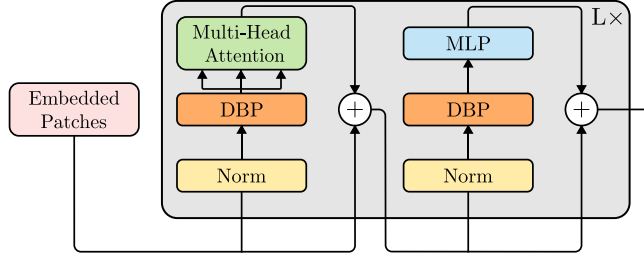


Fig. 1. Model overview of DBP application to the vision transformer Encoder. Input images are split into patches, linearly embedded, and the corresponding patch embeddings are decorrelated before entering the encoder. In each of the L encoder blocks, the decorrelation matrix \mathbf{R} is applied to the inputs of the multi-head self-attention layers and to the inputs of the feed-forward MLP layers.

A key practical finding from our early experiments is that applying DBP to the decoder destabilizes MAE pre-training (see Appendix B). This behaviour has not been reported in prior decorrelation work, and it necessitated design choices unique to ViT-based masked autoencoding. To preserve stability and to minimize computational overhead, we therefore apply DBP exclusively to the encoder. This design aligns with our objective of improving encoder representations, which are critical for downstream segmentation performance.

Beyond limiting DBP’s computational overhead to the encoder, we also ensure it remains strictly a pre-training mechanism and does not affect any downstream task. Concretely, for each decorrelated layer we compute the fused weight $\tilde{\mathbf{W}} = \mathbf{W}\mathbf{R}$ as implied by Eq. (3), and store $\tilde{\mathbf{W}}$ in place of (\mathbf{W}, \mathbf{R}) . This fusion, performed either at save time or load time, ensures that downstream fine-tuning sees the trained, decorrelated weights directly, without any DBP overhead.

2.3 Experimental setup

We compare two pre-training regimes, MAE with DBP (“DBP-MAE”) versus MAE with standard backpropagation (“BP-MAE”), to assess both pre-training efficiency and downstream segmentation performance. Each model is pre-trained on the same 10% random subset of ImageNet-1K (128,116 images), and then fine-tuned on the same 10% random subset of ADE20K (1,021 images). We use 10% subsets to mimic low-label regimes typical of industrial contexts and sample them using the same seed for both BP-MAE and DBP-MAE. During MAE pre-training we apply standard data augmentations on the ImageNet-1K images. Each image is randomly resized and center-cropped to our input resolution (224×224), with scale sampled uniformly from $[0.2, 1.0]$ and bicubic interpolation. We then apply a horizontal flip with probability 0.5, and normalize pixel values to zero-mean/unit-variance using ImageNet’s mean and standard deviation. For fine-tuning on ADE20K, we randomly resize and crop the images to 512×512 pixels, with its long edge scaled uniformly in $[0.5 \times 512, 2.0 \times 512]$ using

bicubic interpolation. We perform a horizontal flip with probability 0.5, followed by random brightness and contrast adjustments ($\pm 25\%$ each) and random hue, saturation, and value shifts $\pm 15^\circ$ hue, $\pm 25\%$ saturation/value, mirroring common segmentation augmentations. Finally, we again normalize pixel values to zero-mean/unit-variance statistics using the mean and standard deviation.

For MAE pre-training we adopt similar parameters used by He et al. [10], training for 1000 epochs with a batch size of 4096. We use the AdamW optimizer [25] with parameters $\beta_1 = 0.9$, $\beta_2 = 0.95$, and a weight decay of 0.05. We optimize for the learning rate, finding an optimal learning rate of 5.0×10^{-4} for BP-MAE and 1.0×10^{-3} for DBP-MAE (see Appendix A). We use a cosine decay learning rate scheduler [26] with a warmup of 40 epochs. The pre-trained models are saved at their point of peak performance, measured in validation loss.

During DBP-MAE pre-training we configure three DBP-specific settings to balance stability, performance, and compute. First, we specify which part of the model to decorrelate, which, as explained in Section 2.2, we set to only the encoder of the model. Next, we modify the number of samples used to measure input correlation during the DBP update. Dalm et al. [21] found that a subsample of 10% is enough for DBP to achieve the same boost in performance, whilst significantly reducing computational overhead. We empirically found this to be true for our experiments as well, so here too we reduce the number of samples for the DBP update to 10% (see Appendix C). Finally, we optimize for the DBP learning rate in Eq. (4), finding an optimal learning rate of 5.0×10^{-4} for the DBP update (see Appendix A).

Our architecture setup for fine-tuning uses the pre-trained MAE encoder as the ViT-Base encoder, using UperNet [27] as the decoder. We fine-tune for 125 epochs with a batch size of 16, and use the AdamW optimizer with parameters $\beta_1 = 0.9$, $\beta_2 = 0.999$, and a weight decay of 0.05. We optimize for the learning rate, finding an optimal learning rate of 2.5×10^{-5} , warmed up linearly over the first 500 iterations, then decayed polynomially to zero. Note that we do not apply DBP during fine-tuning. We only differentiate our downstream tasks by their precursor pre-training methods, DBP-MAE or BP-MAE.

We report the pre-training validation loss on the full ImageNet-1K validation set. We validate our fine-tuning performance by reporting the validation loss and the mean Intersection-over-Union (mIoU) on the full ADE20K validation set. Reported wall-clock time was measured as the runtime of the training process during pre-training, excluding validation. Reported carbon emissions were measured as the emissions of the training process during pre-training, excluding validation. Carbon emissions were estimated and tracked using the CodeCarbon python package [28]. All models and algorithms were implemented in PyTorch [29] and run on a compute cluster using Nvidia A100 or H100 GPUs and AMD EPYC 9334 or Intel Xeon Platinum 8360Y processors. Finally, to complement our benchmark results, we evaluate the method, using the same pre-training setup as described above, on proprietary semiconductor wire bonding imagery, thereby assessing its applicability in real-world industrial use cases. This pre-training dataset is comprised of 7,267 samples, of which 7,220 are used

for training and 47 are used for validation. Each sample consists of an image of $2 \times 2048 \times 2048$ pixels. For the semantic segmentation downstream task, a similar (but labelled) dataset was used, comprised of 5,560 images for training and 788 images for validation. Again, these sets contain images of $2 \times 2048 \times 2048$ pixels and are annotated for wire, ball, wedge, and epoxy classes. These datasets are provided by ASMPT ALSI B.V. and are not publicly available due to confidentiality agreements.

3 Results

3.1 DBP speeds up pre-training convergence

We observe a clear visual improvement when pre-training MAE on ImageNet-1K with DBP compared to regular BP. Figure 2 shows the training curves for both regimes, where both training loss (Fig. 2a) and validation loss (Fig. 2b) improve faster for DBP-MAE than for BP-MAE, indicating more effective training per epoch. This is most notable when looking at both regimes’ initial large drop in both training and validation loss. We see here that DBP-MAE’s losses drop in roughly half the number of epochs that it takes for BP-MAE. On top of this visibly faster convergence, both training and validation loss remain consistently better for DBP-MAE than for BP-MAE throughout the full training range. At the end of training, DBP-MAE shows a 2.96% improvement over BP-MAE in terms of validation loss, which is statistically significant with a p-value of 1×10^{-6} .

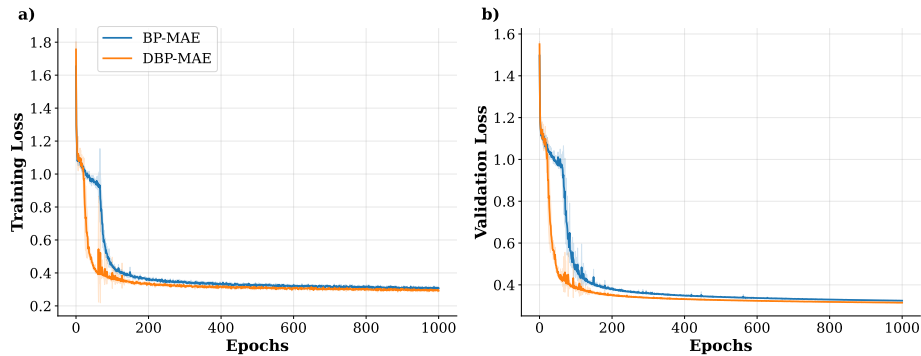


Fig. 2. Pre-training performance of BP-MAE and DBP-MAE on ImageNet-1K. Reported results are the average of five random initialized networks where the variability is indicated by the error shading. Panels show training loss (a) and validation loss (b) as a function of the number of epochs. The vertical dotted line indicates the point where DBP is turned off for DBP-MAE.

An important thing to remember is that DBP comes with some computational

overhead per epoch due to the decorrelation update rule in Eq. (4). Considering this, faster convergence as a function of the number of epochs may not mean that DBP-MAE has more efficient training than BP-MAE. For this reason, we also compare pre-training performance for both regimes as a function of wall-clock time in Figure 3¹.

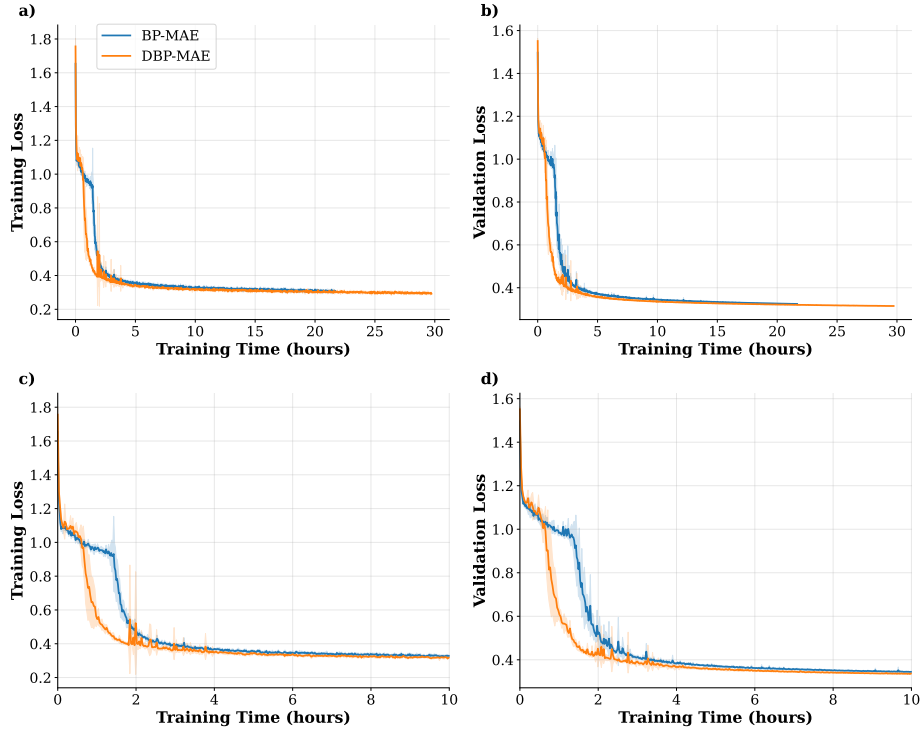


Fig. 3. Pre-training performance of BP-MAE and DBP-MAE on ImageNet-1K. Reported results are the average of five random initialized networks where the variability is indicated by the error shading. Panels (a) and (b) show training loss and validation loss respectively as a function of wall-clock time for the full training duration. Panels (c) and (d) show the training loss and validation loss respectively as a function of wall-clock time for the first 10 hours of training.

Even though DBP takes 37.3% more time per epoch, it still improves training efficiency over BP in terms of wall-clock time, since we see that the loss drops and converges more quickly and it still maintains a lower training and validation loss throughout the entire runtime. When we take a closer look at the first 10 hours of training in Figures 3c and 3d we can more clearly see the difference in

¹ The wall-clock time measurements in Figure 3 were recorded using 2 NVIDIA H100 GPUs and 2 AMD EPYC 9334 CPUs with a (combined) total core count of 64.

hours for the first major drop in performance, both in training and validation loss. DBP’s initial large decrease in loss is done in almost half the time as BP, maintaining the efficiency gain despite the additional compute. Table 1 shows performance levels at different training stages, with DBP achieving 1.3% better validation loss at equal training time, a statistically significant difference with a p-value of 5.8×10^{-4} .

For concrete efficiency gains of DBP-MAE over BP-MAE we measure the runtime needed for both regimes to reach BP-MAE’s peak performance: the lowest achieved validation loss. DBP-MAE is able to reach this performance in 4.6 hours less than BP, giving it a wall-clock time reduction of 21.1% for the same performance (see Figs. 10 and 11a in Appendix D). In terms of energy usage, DBP-MAE is also more efficient than BP-MAE. Measuring the carbon emissions for both regimes to reach BP-MAE’s peak performance, DBP-MAE achieves a reduction of 1.49kg or 21.4% (see Fig. 11b in Appendix D).

Table 1. MAE pre-training performance comparison for BP and DBP in terms of training and validation loss. Loss values and corresponding epochs are shown for the regimes’ best performance, their final performance, and performance after the same amount of training time. Best results are shown in boldface, with the focus on validation performance.

Method	Best		Final		Equal Time*	
	Loss	Epoch	Loss	Epoch	Loss	Epoch
<i>Validation</i>						
BP-MAE	0.324	1000	0.324	1000	0.324	1000
DBP-MAE	0.315	994	0.315	1000	0.320	728
<i>Training</i>						
BP-MAE	0.303	942	0.307	1000	0.307	1000
DBP-MAE	0.292	887	0.292	1000	0.301	728

*Equal Time Performance: Results when both methods train for 21.7 hours.

DBP improvement at equal time: +**1.3%** validation loss, +**1.9%** training loss.

3.2 DBP pre-training increases fine-tune performance

Figure 4 shows the downstream task performance using pre-trained DBP-MAE and BP-MAE. Here too, we observe clear visual differences when comparing the performance between the two regimes of semantic segmentation fine-tuning on ADE20K. While there are no differences in terms of efficiency or speed, since no DBP is applied during fine-tuning, we do see differences in the achieved performance values. First, looking at the training loss (Fig. 4a) we see that fine-tuning on DBP-MAE results in a slightly lower achieved loss, indicating better training convergence.

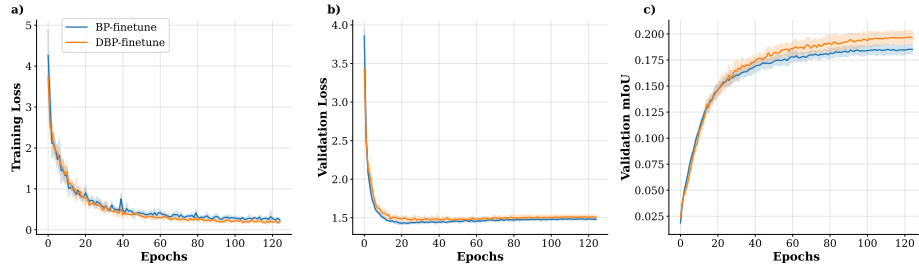


Fig. 4. Performance comparison of semantic segmentation fine-tuning on ADE20K, using pre-trained DBP-MAE and BP-MAE. Reported results are the average of fine-tuning on five random initialized pre-trained network checkpoints where the variability is indicated by the error shading. Panels show performance for the two regimes in training loss (a), validation loss (b), and validation mean IoU (c) as a function of the number of epochs.

Second, when we look at validation loss (Fig. 4b) we see that fine-tuning on BP-MAE actually performs better than on DBP-MAE, resulting in a slightly lower loss, indicating better generalization. However, this difference is not statistically significant, with a p-value of 0.069. Finally, when we look at the validation mIoU (Fig. 4c), we observe a performance increase when fine-tuning on DBP-MAE compared to fine-tuning on BP-MAE, with the mIoU curve already increasing earlier during fine-tuning and ending with a significantly higher performance, a 6.11% improvement with a p-value of 0.013. Overall, the validation mIoU performance increase indicates that pre-training with DBP offers a downstream task performance boost and leads to better semantic segmentation results, achieving a mIoU of 0.196 compared to BP-MAE’s fine-tuning mIoU of 0.185.

3.3 DBP provides speed-up and performance gains on industry data

When comparing the results of the same experiment on the semiconductor wire bonding data, we observe a similar performance gain when using DBP during pre-training, compared to regular BP. Figure 5 shows that here too, both training and validation loss drop much quicker for DBP-MAE, and remain consistently lower than BP-MAE throughout pre-training. DBP achieves a significant 39.8% validation loss improvement at the end of training ($p = 0.001$) and a significant 46.4% validation loss improvement at its peak ($p = 0.0006$).

Figure 6 shows the downstream task performance, comparing results of fine-tuning on BP-MAE and DBP-MAE. We observe a jittery training loss (Fig. 6a) where fine-tuning on DBP results in a slightly lower loss throughout training than fine-tuning on BP. The DBP validation loss (Fig. 6b) is also better throughout training, again showing a slightly lower loss throughout the process and achieving a significant improvement of 24.12% over BP ($p = 0.0001$). Lastly, we again observe a higher DBP validation mIoU (Fig. 6c) compared to BP, re-

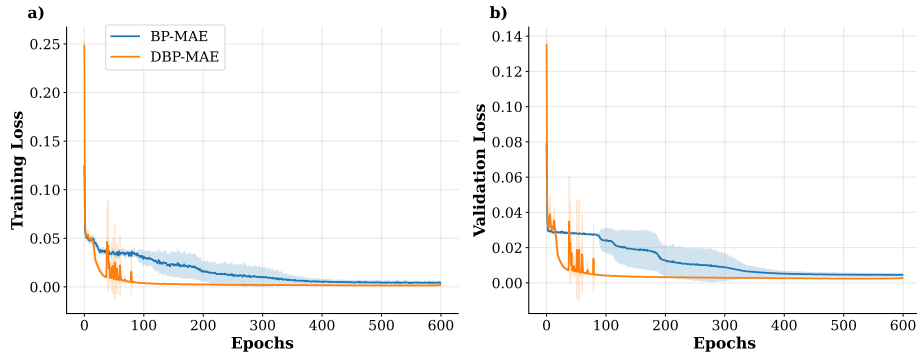


Fig. 5. Pre-training performance of BP-MAE and DBP-MAE on semiconductor wire bonding data. Reported results are the average of five random initialized networks where the variability is indicated by the error shading. Panels show training loss (a) and validation loss (b) as a function of the number of epochs.

sulting in a significant improvement of 16.38% ($p = 0.0002$). This indicates that again, applying DBP during pre-training results in a better downstream task performance.

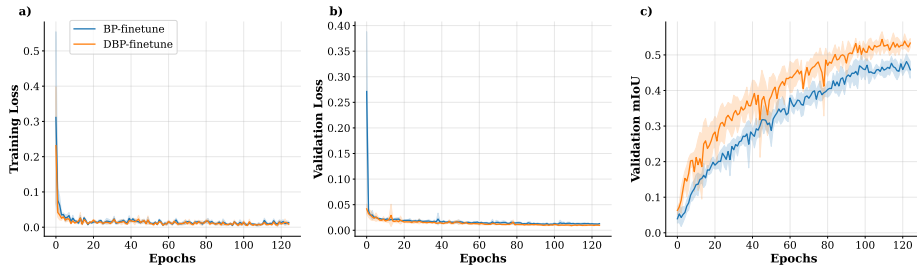


Fig. 6. Performance comparison of semantic segmentation fine-tuning on semiconductor wire bonding data, using pre-trained DBP-MAE and BP-MAE. Reported results are the average of fine-tuning on five random initialized pre-trained network checkpoints where the variability is indicated by the error shading. Panels show performance for the two regimes in training loss (a), validation loss (b), and validation mean IoU (c) as a function of the number of epochs.

Overall, we observe similar benefits of applying DBP during pre-training on industrial data as seen on the benchmark datasets, indicating that DBP maintains the same gains in applicable real-world industrial fields like the semiconductor industry.

4 Discussion

Real-world industrial inspection pipelines often suffer from the lack of available, high-quality annotated segmentation data to properly train DNNs via supervised learning. A solution to this is to use self-supervised learning instead, using methods like MAE pre-training without labelled data, and then perform downstream tasks using the (little) annotated data that is available. However, training on large ViT backbones demands large amounts of compute and time, as well as introducing significant energy consumption and carbon emissions. In this paper, we have shown that decorrelated backpropagation provides a suitable solution for more efficient deep learning. Results show that, by applying DBP to MAE pre-training on ImageNet-1K, we can achieve the same performance as regular BP but with a runtime reduction of 21.1%. Additionally, we achieve better pre-training performance when training for the same amount of time or longer, achieving a significantly lower validation loss. We also demonstrate our method to be more energy efficient, showing a reduction in carbon emissions of 21.4% when training to the same performance as BP. Our results show that, despite the increased computational load per epoch, DBP helps the model train and converge faster, as well as reducing energy consumption and carbon emissions.

We also demonstrated how applying DBP during pre-training leads to better downstream task performance. When fine-tuning on ADE20K, DBP pre-training resulted in a higher validation mIoU, indicating better semantic segmentation, a crucial metric for real-world applications. While both training loss and validation mIoU performed better using DBP pre-trained models, the fine-tune validation loss performance was less than that of regular BP pre-trained models. We suspect this is caused by the inherent difference between how the validation loss (cross-entropy) and mIoU are calculated. Whereas cross-entropy is probabilistic and pixel-wise, mIoU is a better indication of learned visual representations and segmentation performance. Especially for practical applications we are more interested in the latter, as it directly indicates how well the model performs on the real-world applications that they are used for.

Finally, we expanded our benchmark results by showing that DBP maintains the same performance gains in real-world, industrial applications. We show that when pre-training on a semiconductor wire bonding image dataset, DBP shows the same increase in training and convergence speed as before, as well as achieving better peak performance. When fine-tuning for semantic segmentation on the semiconductor data, here too we see that the DBP pre-trained model is able to achieve higher downstream task performance. This indicates that DBP allows industrial inspection pipelines to train faster, and on top of that can boost segmentation performance, which is of crucial to industries where demand for efficiency and dependable performance is a priority.

In addition to the semiconductor industrial setting, we believe that the DBP-MAE self-supervised technique could also be highly beneficial for medical imaging segmentation. While the medical domain differs substantially from the semiconductor industrial field and presents unique challenges, it similarly suffers from limited datasets and costly, expert-driven annotations. This could be useful par-

ticularly for 3D radiological CT and MR scans or large 2D digital pathology slides, where faster pre-training and stronger segmentation performance are critical. Since variants of MAE pre-training have already been applied successfully to medical datasets [30–32], accelerating them and further enhancing performance with DBP-MAE represents a promising direction for future research.

Alongside our results, we note several limitations and avenues for future work. First, we evaluate DBP only on 10% random subsets of the data (ImageNet-1K and ADE20K). While this mimics data scarcity in industrial and medical domains, it precludes direct comparison of DBP performance to full-data benchmarks. We compare against BP-MAE with the same 10% subset settings, providing a valid baseline for the effects of DBP, but we cannot yet generalize to larger-scale pre-training.

Second, the storing and updating of decorrelation matrices required by DBP introduces some additional compute and memory requirements. This is represented by the increased wall-clock time per epoch during training. To reduce this additional computational overhead even further, more effective use could be made of the sparseness structure of the decorrelation matrix. For instance, the large decorrelation matrix could be approximated and updated with the use of low-rank matrix factorization [33, 34].

Third, we observed that pre-training MAE on ImageNet-1K can be done for longer, but doing so results in diminishing returns as the loss only decreases by a fraction more, for an additional training duration of several hours. When continuing pre-training DBP-MAE, we also observed large instabilities in training, with both training and validation loss increasing near the end. This is most likely caused by the regular learning rate scheduler becoming too small, compared to the DBP learning rate which does not have a scheduler. If one would want to pre-train MAE for longer and retain stable learning throughout the process, we suggest either implementing a similar scheduler for the DBP learning rate or an early stopping mechanism for the DBP update.

Finally, the selection of the model architecture to apply DBP on, in our case the encoder, was found empirically. We observed pre-training performance and convergence speed increase when applying DBP to the encoder as compared to our BP baseline. When applying DBP to the decoder (either also or exclusively), we observed pre-training becoming unstable and even failing to converge (see Appendix B). Future work could develop automated selection methods for DBP, that could automatically determine which parts of the model, or even which specific layers, would benefit most from DBP. Such methods could further reduce computational overhead and result in faster training, reduced energy use, and lower carbon emissions.

In this work, we demonstrated that we can increase training efficiency and boost performance for large vision transformers, both on benchmark datasets and on real-world industrial data. We expect that additional work on the application of DBP to such networks will yield even larger reductions in convergence speed, and hope to inspire large industries to strive for further reductions in energy consumption and carbon emissions.

Code availability The code for training and evaluating the decorrelated back-propagation algorithm is available at <https://github.com/artcogsys/decorbp>.

Acknowledgments This publication is part of the project ROBUST: Trustworthy AI-based Systems for Sustainable Growth with project number KICH3.LTP.20.006, which is (partly) financed by the Dutch Research Council (NWO), ASMPT, and the Dutch Ministry of Economic Affairs and Climate Policy (EZK) under the program LTP KIC 2020-2023. All content represents the opinion of the authors, which is not necessarily shared or endorsed by their respective employers and/or sponsors.

This work was also supported by the Radboud Healthy Data program.

This publication was partly financed by the Dutch Research Council (NWO) via the Dutch Brain Interface Initiative (DBI2) with project number 024.005.022 and a TTW grant with project number 2022/TTW/01389357.

References

- [1] Ashish Vaswani, Noam Shazeer, Niki Parmar, Jakob Uszkoreit, Llion Jones, Aidan N Gomez, Łukasz Kaiser, and Illia Polosukhin. Attention is all you need. *Advances in Neural Information Processing Systems*, 30, 2017.
- [2] Nicolas Carion, Francisco Massa, Gabriel Synnaeve, Nicolas Usunier, Alexander Kirillov, and Sergey Zagoruyko. End-to-end object detection with transformers. In *European Conference on Computer Vision*, pages 213–229. Springer, 2020.
- [3] Alexey Dosovitskiy, Lucas Beyer, Alexander Kolesnikov, Dirk Weissenborn, Xiaohua Zhai, Thomas Unterthiner, Mostafa Dehghani, Matthias Minderer, Georg Heigold, Sylvain Gelly, Jakob Uszkoreit, and Neil Houlsby. An image is worth 16x16 words: Transformers for image recognition at scale. *arXiv preprint arXiv:2010.11929*, 2020.
- [4] Niki Parmar, Ashish Vaswani, Jakob Uszkoreit, Łukasz Kaiser, Noam Shazeer, Alexander Ku, and Dustin Tran. Image transformer. In *International Conference on Machine Learning*, pages 4055–4064. PMLR, 2018.
- [5] Jean-Baptiste Cordonnier, Andreas Loukas, and Martin Jaggi. On the relationship between self-attention and convolutional layers. *arXiv preprint arXiv:1911.03584*, 2019.
- [6] Prajit Ramachandran, Niki Parmar, Ashish Vaswani, Irwan Bello, Anselm Levskaya, and Jon Shlens. Stand-alone self-attention in vision models. *Advances in Neural Information Processing Systems*, 32, 2019.
- [7] Nils Hütten, Richard Meyes, and Tobias Meisen. Vision transformer in industrial visual inspection. *Applied Sciences*, 12(23):11981, 2022.
- [8] Jakob Božič, Domen Tabernik, and Danijel Skočaj. Mixed supervision for surface-defect detection: From weakly to fully supervised learning. *Computers in Industry*, 129:103459, 2021.
- [9] Yash Bhalgat, Meet Shah, and Suyash Awate. Annotation-cost minimization for medical image segmentation using suggestive mixed supervision fully convolutional networks. *arXiv preprint arXiv:1812.11302*, 2018.

- [10] Kaiming He, Xinlei Chen, Saining Xie, Yanghao Li, Piotr Dollár, and Ross Girshick. Masked autoencoders are scalable vision learners. In *Proceedings of the IEEE/CVF Conference on Computer Vision and Pattern Recognition*, pages 16000–16009, 2022.
- [11] Eva García-Martín, Crefeda Faviola Rodrigues, Graham Riley, and Håkan Grahñ. Estimation of energy consumption in machine learning. *Journal of Parallel and Distributed Computing*, 134:75–88, 2019.
- [12] Emma Strubell, Ananya Ganesh, and Andrew McCallum. Energy and policy considerations for modern deep learning research. In *Proceedings of the AAAI Conference on Artificial Intelligence*, volume 34, pages 13693–13696, 2020.
- [13] Neil C Thompson, Kristjan Greenewald, Keeheon Lee, and Gabriel F Manso. Deep learning’s diminishing returns: The cost of improvement is becoming unsustainable. *IEEE Spectrum*, 58(10):50–55, 2021.
- [14] Alex De Vries. The growing energy footprint of artificial intelligence. *Joule*, 7(10):2191–2194, 2023.
- [15] Alexandra Sasha Luccioni, Sylvain Viguier, and Anne-Laure Ligozat. Estimating the carbon footprint of bloom, a 176b parameter language model. *Journal of Machine Learning Research*, 24(253):1–15, 2023.
- [16] Sasha Luccioni, Yacine Jernite, and Emma Strubell. Power hungry processing: Watts driving the cost of ai deployment? In *Proceedings of the 2024 ACM Conference on Fairness, Accountability, and Transparency*, pages 85–99, 2024.
- [17] Guillaume Desjardins, Karen Simonyan, Razvan Pascanu, et al. Natural neural networks. *Advances in Neural Information Processing Systems*, 28, 2015.
- [18] Nasir Ahmad. Correlations are ruining your gradient descent. *arXiv preprint arXiv:2407.10780*, 2024.
- [19] Shun-Ichi Amari. Natural gradient works efficiently in learning. *Neural Computation*, 10(2):251–276, 1998.
- [20] Nasir Ahmad, Ellen Schrader, and Marcel van Gerven. Constrained parameter inference as a principle for learning. *arXiv preprint arXiv:2203.13203*, 2022.
- [21] Sander Dalm, Joshua Offergeld, Nasir Ahmad, and Marcel van Gerven. Efficient deep learning with decorrelated backpropagation. *arXiv preprint arXiv:2405.02385*, 2024.
- [22] Jia Deng, Wei Dong, Richard Socher, Li-Jia Li, Kai Li, and Li Fei-Fei. Imagenet: A large-scale hierarchical image database. In *2009 IEEE Conference on Computer Vision and Pattern Recognition*, pages 248–255. IEEE, 2009.
- [23] Bolei Zhou, Hang Zhao, Xavier Puig, Sanja Fidler, Adela Barriuso, and Antonio Torralba. Scene parsing through ade20k dataset. In *Proceedings of the IEEE Conference on Computer Vision and Pattern Recognition*, pages 633–641, 2017.
- [24] Mayukh Bhattacharyya, Soumitri Chattopadhyay, and Sayan Nag. Decatt: Efficient vision transformers with decorrelated attention heads. In *Proceedings of the IEEE/CVF Conference on Computer Vision and Pattern Recognition*, pages 4695–4699, 2023.

- [25] Ilya Loshchilov and Frank Hutter. Decoupled weight decay regularization. *arXiv preprint arXiv:1711.05101*, 2017.
- [26] Ilya Loshchilov and Frank Hutter. Sgdr: Stochastic gradient descent with warm restarts. *arXiv preprint arXiv:1608.03983*, 2016.
- [27] Tete Xiao, Yingcheng Liu, Bolei Zhou, Yuning Jiang, and Jian Sun. Unified perceptual parsing for scene understanding. In *Proceedings of the European Conference on Computer Vision (ECCV)*, pages 418–434, 2018.
- [28] Benoit Courty, Victor Schmidt, Boris Feld, Jérémy Lecourt, Mathilde Léval, Luis Blanche, Alexis Cruveiller, Franklin Zhao, Aditya Joshi, Alexis Bogroff, et al. mlco2/codecarbon: v2. 4.1. *Zenodo*, 2024.
- [29] Adam Paszke, Sam Gross, Francisco Massa, Adam Lerer, James Bradbury, Gregory Chanan, Trevor Killeen, Zeming Lin, Natalia Gimelshein, Luca Antiga, et al. Pytorch: An imperative style, high-performance deep learning library. *Advances in Neural Information Processing Systems*, 32, 2019.
- [30] Lei Zhou, Huidong Liu, Joseph Bae, Junjun He, Dimitris Samaras, and Prateek Prasanna. Self pre-training with masked autoencoders for medical image classification and segmentation. In *2023 IEEE 20th International Symposium on Biomedical Imaging (ISBI)*, pages 1–6. IEEE, 2023.
- [31] Zelong Liu, Andrew Tieu, Nikhil Patel, George Soutanidis, Louisa Deyer, Ying Wang, Sean Huver, Alexander Zhou, Yunhao Mei, Zahi A Fayad, et al. Vis-mae: An efficient self-supervised learning approach on medical image segmentation and classification. In *International Workshop on Machine Learning in Medical Imaging*, pages 95–107. Springer, 2024.
- [32] Fenghe Tang, Qingsong Yao, Wenxin Ma, Chenxu Wu, Zihang Jiang, and S Kevin Zhou. Hi-end-mae: Hierarchical encoder-driven masked autoencoders are stronger vision learners for medical image segmentation. *arXiv preprint arXiv:2502.08347*, 2025.
- [33] Carl Eckart and Gale Young. The approximation of one matrix by another of lower rank. *Psychometrika*, 1(3):211–218, 1936.
- [34] Nathan Srebro and Tommi Jaakkola. Weighted low-rank approximations. In *Proceedings of the 20th International Conference on Machine Learning (ICML-03)*, pages 720–727, 2003.

A Hyperparameter optimization

We performed a grid search over the learning rates for \mathbf{R} and \mathbf{W} to find the parameter values that yield optimal performance for each algorithm, BP-MAE and DBP-MAE. Both the training loss and validation loss were compared after 70 epochs of MAE pre-training, to get an early indication of performance without wasting too many resources on optimization. Based on the grid search outcomes, initially a \mathbf{W} learning rate of 3.0×10^{-4} was chosen for BP and 1.0×10^{-3} for DBP, together with a \mathbf{R} learning rate of 2.5×10^{-4} , as these yielded the lowest training loss values after 70 epochs. However, observing the training curves and later performance revealed that for BP, a \mathbf{W} learning rate of 5.0×10^{-4} yielded

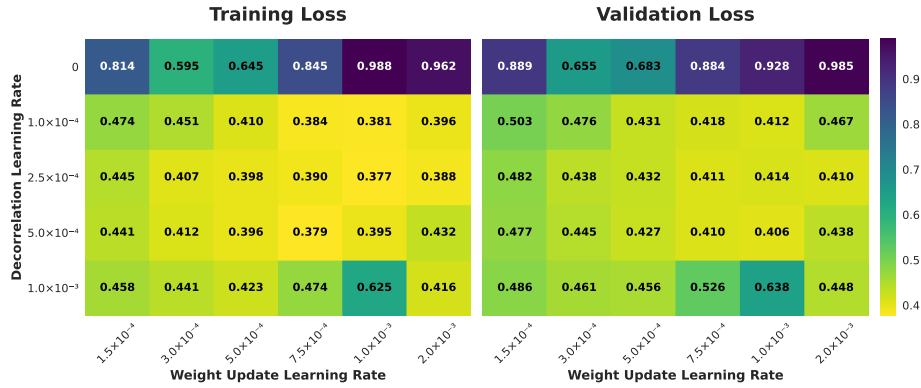


Fig. 7. MAE pre-training performance after 70 epochs, measured in training loss (left) and validation loss (right) for various weight learning rates and decorrelation learning rates. Regular BP performance is represented as a decorrelation learning rate of zero.

slightly better performance and more stable training. Observing the validation loss after 70 epochs for DBP reveals that a **R** learning rate of 5.0×10^{-4} gives a better generalization performance, so we chose that for the **R** learning rate instead. Figure 7 shows the grid search outcomes.

B Module selection for DBP

For the selection of which modules to apply DBP to during MAE pre-training, we performed a comparison experiment of 200 epochs, using the same optimal parameters as for our main results, to find the performance when decorrelating only the encoder, compared to decorrelating the full model (both encoder and decoder). We found that when additionally decorrelating the decoder, training becomes very unstable and performance measured in both training loss and validation loss is worse, compared to only decorrelating the encoder. This result is not entirely unexpected, as inherently a DNN’s decoder has lower to no input correlations, as it does not process actual data like an encoder does. We expect that this is why decorrelating the decoder does not yield any performance improvements, as there is little correlations in the inputs to reduce. On top of this, decorrelating might actually harm learning and result in the observed instability, as DBP might be affecting the weights too much for stable learning. Figure 8 shows the comparison in performance between the module selections.

C DBP subsample size

To find the optimal sample size used to measure input correlation during the DBP update, we performed a comparison experiment of 200 epochs, using the same optimal parameters as for our main results. Figure 9 shows the performance

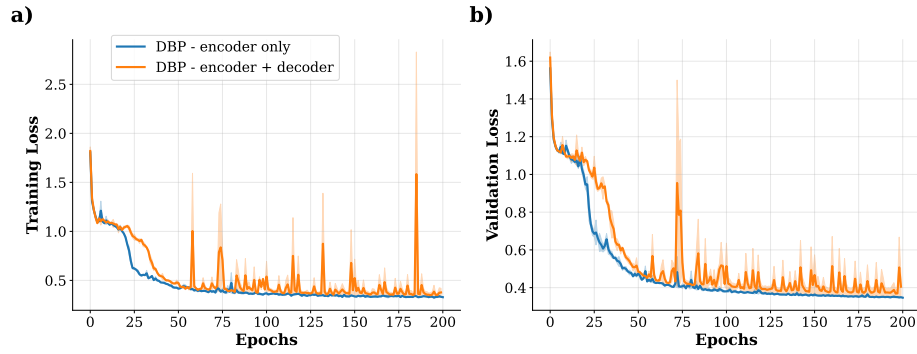


Fig. 8. Pre-training performance for DBP-MAE on ImageNet-1K with DBP applied to only the encoder, and to the full model. Reported results are the average of 2 random initialized networks where the variability is indicated by the error shading. Panels show training loss (a) and validation loss (b) as a function of the number of epochs.

comparison for sample sizes of 10%, 20%, and 5%. We found that a sample size of 5% can introduce some instability during training, suggesting that using too small of a sample to measure input correlations reduces the effectiveness of DBP. We also found that sample sizes of 10% and 20% showed no visible difference in performance, whilst requiring twice the amount of memory to calculate input correlations. Additionally, when attempting to train the model with a higher DBP sample size, namely 50%, we encountered out-of-memory errors, suggesting that such large sample sizes are not feasible to use for DBP to remain efficient. Based on these findings, we selected a subsample size of 10% to measure input correlations during the DBP update, maintaining performance and effectivity whilst reducing memory usage as much as possible.

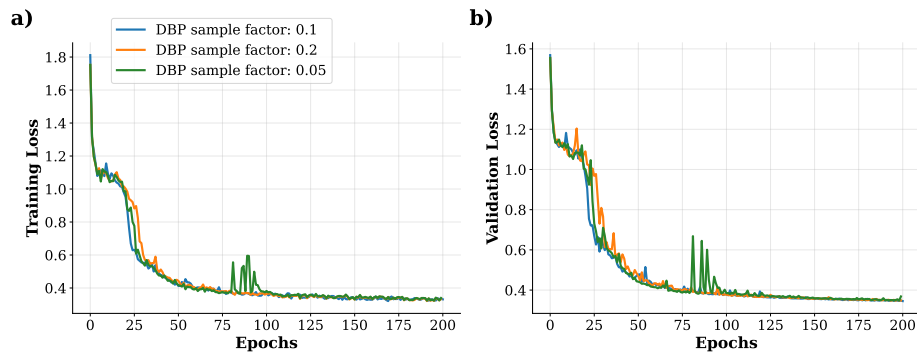


Fig. 9. Pre-training performance for DBP-MAE on ImageNet-1K with different sample sizes used to measure input correlation during the DBP update. Panels show training loss (a) and validation loss (b) as a function of the number of epochs.

D Runtime and carbon emission reduction

Figure 10 shows the two points where BP-MAE and DBP-MAE achieve the max performance of BP-MAE. It also indicates the difference in performance in hours, showing that DBP saves 4.6 hours of wall-clock time to achieve BP-MAE top performance. Figure 11a again shows the difference in wall-clock time needed

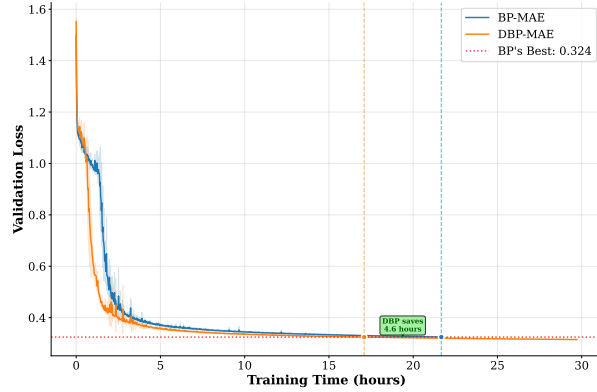


Fig. 10. Pre-training performance of BP-MAE and DBP-MAE on ImageNet-1K. Reported results are the average of five random initialized networks where the variability is indicated by the error shading. Figure highlights the points in training time where BP-MAE and DBP-MAE reach BP-MAE’s peak performance, and the difference between these points in hours.

to achieve BP-MAE top performance for both BP-MAE and DBP-MAE, and highlights the difference between them. Figure 11b shows a similar difference, but in CO₂ emissions in kg. Here too it indicates the difference, showing that DBP saves 1.49kg of carbon emissions to achieve BP-MAE top performance.

E Comparison of input correlations

Figure 12 shows the average input correlations (or decorrelation loss) during pre-training on ImageNet-1K for BP and DBP. It shows that even though BP learns to reduce correlations in the data over time, DBP has an enormously larger reduction quite early on, showing the effectiveness of the decorrelation algorithm.

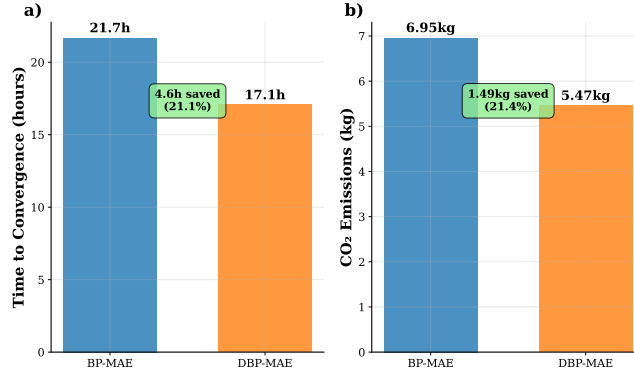


Fig. 11. Efficiency gains of DBP-MAE over BP-MAE pre-training on ImageNet-1K. a) shows the time in hours to convergence to BP-MAE’s peak performance, for both regimes. b) shows the CO₂ emissions in kg to convergence to BP-MAE’s peak performance, for both regimes.

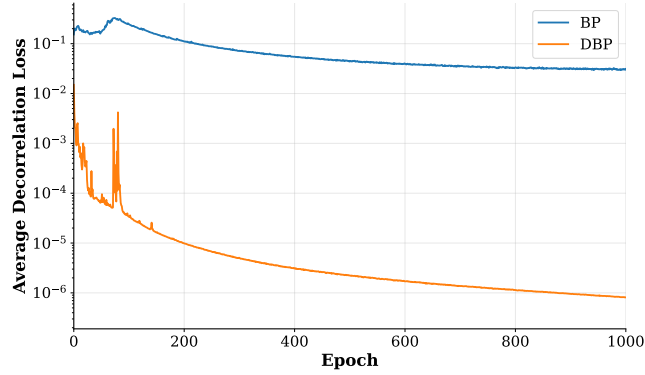


Fig. 12. Comparison of layer input correlations during pre-training on ImageNet-1K averaged over the network layers, as a function of the number of epochs (logarithmic scale).