

You May Speak Freely: Improving the Fine-Grained Visual Recognition Capabilities of Multimodal Large Language Models with Answer Extraction

Logan Lawrence¹ Oindrila Saha¹ Megan Wei² Chen Sun² Subhansu Maji¹ Grant Van Horn¹

University of Massachusetts, Amherst¹ Brown University²

{lclawrence, osaha, smaji, gvanhorn}@umass.edu¹ {meganwei, chen_sun4}@brown.edu²

Abstract

Despite the renewed interest in zero-shot visual classification due to the rise of Multimodal Large Language Models (MLLMs), the problem of evaluating free-form responses of auto-regressive models remains a persistent challenge. Most existing works focus on language-only tasks or don’t consider Multiple Choice Questions (MCQs) beyond 5-way options, both of which are critical capabilities to solve tasks in Fine-Grained Visual Classification (FGVC) where choice counts are in the hundreds to thousands and the choices are highly related. Furthermore, in this highly multi-way MCQ setting it is not clear how to extend LLM choice extraction to retrieval-based problems, where computing probabilities over the choice set is computationally costly. In this work we investigate *nlg2choice*, a simple two-stage method which first asks the MLLM an open-ended question for the task with minimal constraints, then uses text-only constrained decoding to predict the most likely choice. In retrieval settings, we compute the probability of the constrained response taking that choice with an early stopping method to significantly improve throughput. Our results show improvement over a suite of seven fine-grained visual datasets when evaluating in terms of classification and retrieval, and show that this performance holds over the various ways that users of LLMs can implement tasks in natural language.

1. Introduction

Zero-shot visual classification has been revitalized by the introduction of Multimodal Large Language Models (MLLMs) [1, 9, 20, 21], where one can formulate classification datasets as Visual Question Answering (VQA) tasks with Multiple Choice Questions (MCQs) and a common prompt. However, *fine-grained* visual classification (FGVC) poses a barrier to traditional MCQ problems due to two issues: (1) a **vastly higher number of choices** (often hundreds to thousands) and (2) the **niche concepts** that each choice represents. Recent evaluations have found that state-of-the-art instruction-tuned MLLMs (e.g. LLaVA 1.5

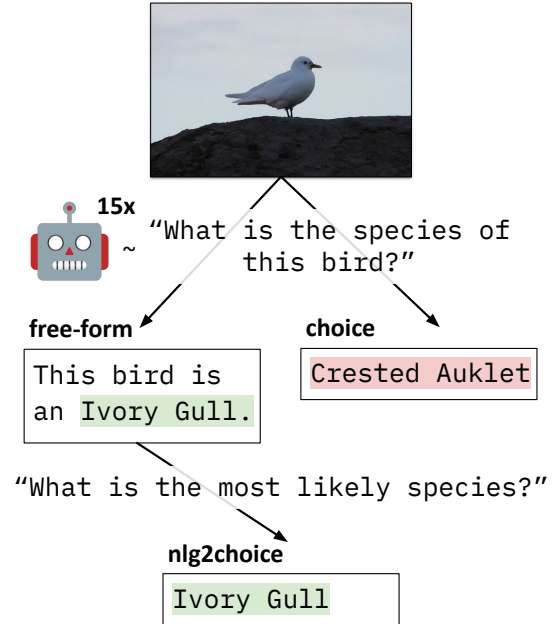


Figure 1. **Proposed evaluation setup of *nlg2choice*.** Whereas previous approaches for MLLM classification use methods like probability sequences or constrained decoding, *nlg2choice* first prompts the MLLM for a natural language response, then performs *text-only* constrained decoding on the text to extract classes. Accuracy is computed as an average over multiple rewritings of prompts as a robustness measure. Correct MLLM responses are shown in green whereas incorrect responses are red.

[20, 21], InstructBLIP [9], GPT-4V [1]) **suffer dramatic drops in accuracy** when asked to name fine-grained categories. For instance, LLaVA-1.5 (13B) achieves near-perfect accuracy on coarse categories (like “bird” vs “not bird”), but only 1–2% accuracy on fine-grained species labels in iNaturalist [15].

Using LLMs to extract choices from pre-existing text appears to be a potential solution to this problem. Constraining LLM’s output format to ease extraction can simplify scoring but might hinder the model’s reasoning [35, 41, 43],

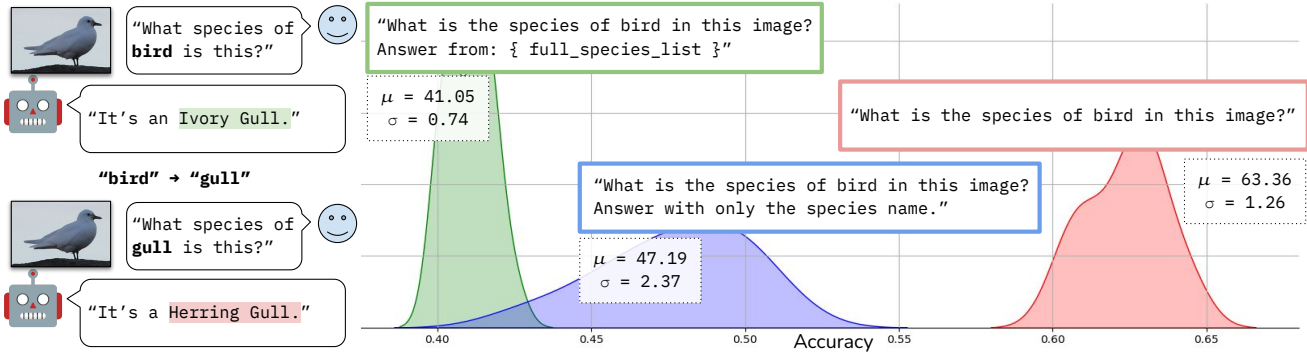


Figure 2. **Seemingly innocuous instruction changes greatly affect MLLM performance.** When testing on the gull subset of CUB200[40], replacing one word can change the predictions of a model (left). When rewriting an instruction in a semantically equivalent way, performance varies substantially for Qwen-2.5VL (right). Each distribution comprises 15 semantically equivalent ways of writing the same instruction. These cases highlight the need to test LLMs over various equivalent inputs to ensure robustness.

whereas allowing free-form explanations improves reasoning at the cost of harder extraction [27, 35]. Many approaches prompt a strong LLM [8, 18] such as GPT4 [2] to perform second-stage answer extraction. However, the works that propose LLMs as choice extractor are either focused only on language-only tasks [24, 44] or do not extend beyond simple lettering or numbering schemes [23]. Furthermore, no significant treatment of retrieval nor the robustness of these results under input prompt variation has been considered.

In this work, we conduct a systematic analysis into constrained decoding with LLMs as answer extractors on free-form responses to fine-grained visual recognition tasks. We come to the following conclusions:

1. Answer extraction on free-form responses improves visual recognition capabilities. We find that performance improves substantially across 7 FGVC benchmarks when viewed from both classification (Tab. 2) and retrieval (Tab. 6) perspectives. It additionally improves misclassifications, with most responses being within the same genus (Tab. 3). To overcome the computational costs associated with generating probabilities over hundreds to thousands of choices, we propose an early stopping method (Sec. 3.3) which increases throughput substantially (Tab. 1).

2. Answer extraction is robust to user variation. We test robustness by generating additional semantically equivalent ways of writing an instruction (Sec. 3.1) and see that performance improvements are statistically significant when viewing user writing as a source of randomness (Fig. 3). We also show that instructions which constrict the response decrease performance (Tab. 4) and that methods which rely on forcing the LLM to generate some initial tokens to stimulate Chain-of-Thought (CoT) reasoning do not consistently increase performance (Tab. 5).

3. Constrained decoding is a reliable answer extractor without additional training. We gauge the answer extrac-

tion abilities of LLMs out-of-the-box by labeling spans and assigning answers to free-form NLG responses (Sec. A). We find that the main bottleneck is not answer extraction (Tab. 7) as studied in previous works, but a lack of extractable content from free-form responses themselves (Fig. 4). We make this data publicly available¹.

2. Related Work

Forcing MLLMs to Generate Valid Choices The earliest works first prompted an LLM directly for a response then did regex parsing to extract choices [42], but it was shown that direct open-ended querying often underperforms on fine-grained tasks [15]. While generating the full probability the text of each choice sequence is as an option, it remains difficult to implement in practice due to its computational cost [31]. The most dominant choice probability generation rank the log probabilities assigned to the option IDs (e.g. "A/B/C/D") from the first token prediction of the model. This approach is widely adopted in many different benchmarks and LLM evaluation studies [14, 19, 33, 34, 45].

Parallel to this, constrained decoding techniques seek to guarantee consistent outputs by guiding the generation process during sampling by constricting the output vocabulary [5, 22]. There are many open-source tools that implement this approach [10, 11, 13, 46] and while these methods ensure model responses lie within the choice set, recent evaluations have shown that they decrease performance [35, 41]. Our work sits in opposition to these recent results, where we posit that constrained decoding is advantageous in the fine-grained setting where previous approaches like first token prediction fail.

MLLMs as Answer Extractors Recent works have shown a mismatch difference between text-based outputs

¹<https://github.com/Racerx250/nlg2choice>

and token-probability metrics of LLMs on language-only tasks, revealing that a model’s first-token likelihood often fails to correspond with its generated answer [24, 43, 44]. Evaluating a model by reading its full text answer instead of only the first-token or forced letter has been shown to improve robustness, reinforcing the value of answer extraction methods [43]. Many works use large proprietary models like GPT-4 [2] to extract answers from free-form text [8, 18, 23].

Some recent methods have addressed the problem of answer extraction directly. xFinder [47] propose a lightweight model fine-tuned specifically to map an LLM’s free-form answer to the correct choice, reporting that their method outperforms a GPT-4 based extractor struggled in terms of extraction accuracy. Similarly, SLOT [41] proposes a model-agnostic, lightweight “Structured LLM Output Transformer” that is fine-tuned to post-process any LLM’s free-form text into JSON that exactly matches an arbitrary schema, eliminating the need to modify or constrain the generating model itself. xVerify [7] is an efficient answer verifier for reasoning model evaluations that extracts final answers from complex, multi-step LLM outputs and performs robust equivalence checking—trained on the VAR dataset of multi-model, multi-round—annotated question—answer pairs and achieving over 95% accuracy and F1, demonstrating strong generalizability. Contrary to these approaches the answer extraction method proposed in this work requires no additional training. We argue that answer extraction is *not* a critical bottleneck when using constrained decoding for fine-grained visual classification and show that LLMs perform decent answer extraction out-of-the-box on popular benchmarks.

3. Methodology

3.1. Simulating User Variation

Given the brittleness of LLMs to prompt variations (Fig. 2), we wish to test the robustness of LLMs as choice extractors by generating a range of semantically equivalent writings of prompts for a given task. We do this by starting with a small set of hand-written templates for a classification task. Letting `[choice_list]` be the list of classes for a given dataset separated by newlines, we define `[templatei]` to be equal to the following:

(Template 1) "What is the species of bird in this image?"

(Template 2) "What is the species of bird in this image? Answer only with species name and no other text."

(Template 3) "What is the species of bird in this image? Answer only from the following list with no other text: `[choice_list]`"

Where the words "species" and "bird" are updated to

suite the benchmark dataset. Given `[templatei]`, we use o3-high [29] to generate 14 additional prompt variations:

(Generate Variations) What are 14 semantically equivalent ways of writing the following question?

Prompt: `[templatei]`

Next, we perform a manual check on this set of prompts for semantic equivalence to the input prompt, resulting in a total of 45 variations for each dataset. For the remainder of the paper, accuracies reported are across these variations. For the full list of these prompts, see Sec. C.

3.2. nlg2choice for Classification

Our approach to classification involves two stages: (1) prompting the LLM for a free-form response to a question defined by Sec. 3.1 and (2) prompting the same model again to select the most likely species given the previous response. On the second step, we enforce a valid output by using *constrained decoding across the choice set*. Additionally, the second stage is text-only, namely it does not see the image which produced the original response. It receives the following prompt:

(Text-Only Choice) What is the most likely species of bird indicated in this response?

Response: `[nlg]`

Answer from the following: `[choice_list]`

Where `[nlg]` is the free-form response to the dataset instruction and `[choice_list]` is newline-separated list of class names. Similarly, "species" and "bird" are updated accordingly for the given dataset.

3.3. nlg2choice for Retrieval

In thresholding-based scenarios one desires a continuous score for every query. Most commonly this is done by taking the probability of "Yes" and "No" for each image, class pair $\mathbf{x}_i \in \mathcal{X}, y_i \in \mathcal{Y}$, ie.:

$$\hat{y}_i = \text{softmax} \left(\begin{bmatrix} p(\text{"Yes"} | \mathbf{x}_i, [\text{prompt}]) \\ p(\text{"No"} | \mathbf{x}_i, [\text{prompt}]) \end{bmatrix} \right)$$

Where $p(\cdot)$ is the next-token probability distribution of a MLLM and `[prompt]` describes a two-way prediction task on one class of the dataset, eg. "Is this a `[cname]`?" and `[cname]` is the name of some class. However, this requires $|\mathcal{X}| \cdot |\mathcal{Y}|$ forward passes of the model.

To improve throughput, we propose to update the second step of *nlg2choice* to stop generating probabilities when the remaining tokens for a given choice do not occur in any other choices. For example, take the case of "Baltimore Oriole" which can

Method	Full Prob	Yes/No	Truncated Prob
CUB200	687 (+0%)	200 (+244%)	47 (+1362%)
Flowers	257 (+0%)	102 (+152%)	12 (+2042%)
Aircrafts	479 (+0%)	100 (+379%)	79 (+506%)
Cars	1668 (+0%)	196 (+751%)	125 (+1234%)
Food	269 (+0%)	101 (+166%)	24 (+1021%)
NABirds	3294 (+0%)	555 (+494%)	701 (+370%)
iNat-Birds	5450 (+0%)	1486 (+267%)	480 (+1035%)

Table 1. **Number of forward passes needed for different methods in the second-stage answer extraction of *nlg2choice*.** "Full Prob" refers to the probability of a full class name $p([\text{cname}])$ under the LLM, where $[\text{cname}]$ is a common name of a class. "Yes/No" refers to the common $|\mathcal{X}| \cdot |\mathcal{Y}|$ method of calculating probability over all the classes $y_i \in \mathcal{Y}$. "Truncated Prob" refers to the process outlined in Sec. 3.3. The percentages in the "Yes/No" and "Truncated Prob" columns refer to the throughput increase over calculating the full sequence probabilities "Full Prob." Every setting for truncation is faster than "Yes/No" except for one benchmark - NABirds [38]. The fastest method for each benchmark is **bolded**.

be decomposed into ["B", "altimore", "Ori", "ole"]. We can see that in the CUB200 species list there are many names which share the first token "B", ie. "Bewick Wren" or "Belted Kingfisher". However, "Baltimore Oriole" is the only choice name which has "altimore" as its second token. Thus, the probabilities for ["Ori", "ole"] are not calculated. In terms of probabilities, this is equivalent to:

$$p_{full}(\text{"Baltimore Oriole"}) = p(\text{"B"}) \times p(\text{"altimore"}|\text{"B"}) \times p(\text{"Ori"}|\text{"Baltimore"}) \times p(\text{"ole"}|\text{"Baltimore Ori"}) \quad (1)$$

$$p_{trunc}(\text{"Baltimore Oriole"}) = p(\text{"B"}) \times p(\text{"altimore"}|\text{"B"}) \times p(\text{"Ori"}|\text{"Baltimore"}) \times p(\text{"ole"}|\text{"Baltimore Ori"}) \quad (2)$$

On many datasets, this change produces substantial throughput increase as many choice names can easily be determined by their first or second tokens. The special property of truncated probability sequences is that *they have the same probabilities as sampling with constrained generation*. This throughput increase is depicted in Tab. 1.

4. Experiments

Datasets We conduct experiments over a benchmark of 7 FGVC datasets: **CUB** [40] (200 classes), **Flowers 102** [28] (102 classes), **Stanford Cars** [17] (196 classes), **FGVC Aircrafts** [25] (100 classes) and **Food101** [6] (101 classes), **NABirds** [38] (555 classes), and **iNaturalist-Birds** [39] (1486 classes). We choose these benchmarks because they are well-known for fine-grained visual classification and are traditionally difficult for zero-shot visual models to solve. iNaturalist-Birds is the validation split of the iNat2021 dataset where the "class" field of each row is equal to "Aves," resulting in a test size of 14960. For each dataset we use the full test set and the training split remains unused.

Evaluation Metrics For the classification setting we use accuracy averaged over 15 semantically equivalent prompts, whereas for the retrieval setting we use Mean Average Precision (mAP). Choice lists are the names of classes themselves rather than letters or numbers. As compared to previous works [36], we perform the full-way class prediction rather than subsetting the choices to a 4-way prediction. However, we provide an experiment evaluating this setting in Sec. B.

Implementation Details Constrained decoding is implemented using the Outlines² library [46] and classes for each setting are detailed in Sec. C. We start by generating 15 prompts described in Sec. 3.1, then replacing the key features like domain ("birds," "flowers," etc.) and class types ("species," "variant," etc.) for each dataset. This allows us to compare directly between questions for a given model or dataset, and we also test the performance of appending class lists and common CoT methods. For our experiments, we test only open-source models. Specifically, we test the Qwen-2.5VL [4], Llama-3.2 [12], and InternVL3 [49] architectures. For hyperparameters, we use the recommended generation parameters as defined by the HuggingFace card and take max new tokens to be 512. Experiments were ran in a heterogeneous environment of single-GPU nodes. All nodes required a GPU with at least 23GB VRAM, 16 CPU cores, and 64GB RAM.

5. Results

5.1. Zero-Shot Classification Performance

Answer extraction is better than directly answering. In Tab. 2 we report the performance of *nlg2choice* across various architectures and datasets. All architectures enjoyed a bump in performance across individual datasets and on average (+16.97, +8.49, +6.87 across Qwen-2.5VL, Llama-3.2V, and Intern3), but model-specific differences can be clearly seen. Likewise, we find that removing ex-

²<https://github.com/dottxt-ai/outlines>

Method	Birds	Flowers	Aircrafts	Cars	Foods	NABirds	iNat-Birds	Average
Qwen-2.5VL-7B								
choice	40.08	51.29	44.97	26.80	57.93	37.77	17.29	39.45
nlg2choice	47.72 (+7.64)	63.22 (+11.93)	59.96 (+14.99)	37.52 (+10.72)	68.99 (+11.06)	44.88 (+7.11)	21.47 (+4.18)	49.11 (+9.66)
nlg2choice _{open}	59.88 (+19.80)	78.03 (+26.74)	61.54 (+16.57)	47.13 (+20.33)	72.26 (+14.33)	50.19 (+12.42)	25.86 (+8.57)	56.41 (+16.97)
Llama-3.2-Vision-11B								
choice	42.27	45.68	31.38	24.68	64.70	36.69	13.82	37.03
nlg2choice	46.96 (+4.69)	51.16 (+5.48)	30.75 (-0.63)	32.72 (+8.04)	64.52 (-0.18)	41.34 (+4.65)	15.81 (+1.99)	40.47 (+3.43)
nlg2choice _{open}	49.59 (+7.32)	62.24 (+16.56)	37.12 (+5.74)	36.78 (+12.10)	72.72 (+8.02)	46.37 (+9.68)	13.85 (+0.03)	45.52 (+8.49)
Intern3VL-8B								
choice	11.27	24.68	15.84	14.78	44.12	6.90	2.28	17.12
nlg2choice	13.81 (+2.54)	32.52 (+7.84)	18.63 (+2.79)	18.34 (+3.56)	43.36 (-0.76)	7.06 (+0.16)	1.95 (-0.33)	19.38 (+2.26)
nlg2choice _{open}	18.47 (+7.20)	37.50 (+12.82)	21.69 (+5.85)	22.15 (+7.37)	51.48 (+7.36)	12.39 (+5.49)	4.29 (+2.01)	24.00 (+6.87)

Table 2. **Performance across fine-grained visual classification (FGVC) benchmarks and architectures.** The “Birds” dataset refers to CUB200. The first row of each model refers to using constrained decoding directly on the model across the class list of each dataset using the prompt in the header. “choice” is performing constrained decoding on the prompt "What is the {type} of {domain} in this image? Answer with {type} only." “nlg2choice” refers to letting the model freely respond to the prompt, then using constrained decoding in a text-only approach. “nlg2choice_{open}” refers to removing the appended response-style instruction, eg. "Answer with {type} only." All models are their instructed-tuned version. Best performance is **bolded** for each model.

Method	Genus Matches	% of Data
Qwen-2.5VL-7B		
choice	45.99	59.92
nlg2choice	56.57 (+10.56)	52.28
nlg2choice _{open}	63.90 (+17.91)	40.12
Llama-3.2-Vision-11B		
choice	42.52	57.73
nlg2choice	61.71 (+19.19)	53.04
nlg2choice _{open}	66.37 (+23.85)	50.94
Intern3VL-8B		
choice	36.77	88.73
nlg2choice	48.79 (+12.02)	86.19
nlg2choice _{open}	60.36 (+23.59)	81.53

Table 3. **Accuracy of genus-level predictions on misclassified examples.** “Genus Matches” refers to the accuracy of model with respect to the translating each species to its corresponding genus. “% of Data” refers to the amount of data misclassified by the model and is equivalent to $1 - \text{accuracy}$ in Tab. 2. The species to genus mapping manually created.

explicit answer formatting from the model (changing from “nlg2choice” and “nlg2choice_{open}”). We find the Aves subset of iNaturalist [39] to be the hardest among all the benchmarks, resulting in the smallest increase in performance across all models.

For model-specific differences, we find that Qwen-2.5VL performs the best on average using *nlg2choice*, hav-

ing an average accuracy of **56.91** across the 7 datasets. We also find that Qwen-2.5VL experiences the greatest gain, having an average accuracy difference of **+16.97** from the base constrained decoding method to *nlg2choice_{open}*. Comparatively, we see that Intern3-VL performs the worst across architectures, having the overall smallest increase when using *nlg2choice_{open}* (**+6.87**) and the lowest performance (**24.00**). However, we do still see improvements over all benchmarks.

Misclassifications are more aligned with ground truth.

A natural question is to ask how the classifications qualitatively change under *nlg2choice*. For an example, take Fig. 1 where the ground truth label is "Ivory Gull": under constrained decoding the model responds with "Crested Auklet" whereas a higher quality misclassification would be "Herring Gull", "California Gull", ..., ie. a class within the same genus as Ivory Gull. In Tab. 3 we qualitatively gauge how misclassifications change when using *nlg2choice* by measuring its *genus-level* performance. We construct a species to genus mapping on the CUB200 dataset manually, then map the species prediction in previous results to genus. Simply put, we find that *nlg2choice* makes more reasonable errors, switching to *nlg2choice* incurs a genus-level performance improvement of **+17.91**, **+23.85**, **+23.59** for Qwen-2.5VL, Llama-3.2V-11B, and Intern3VL-8B.

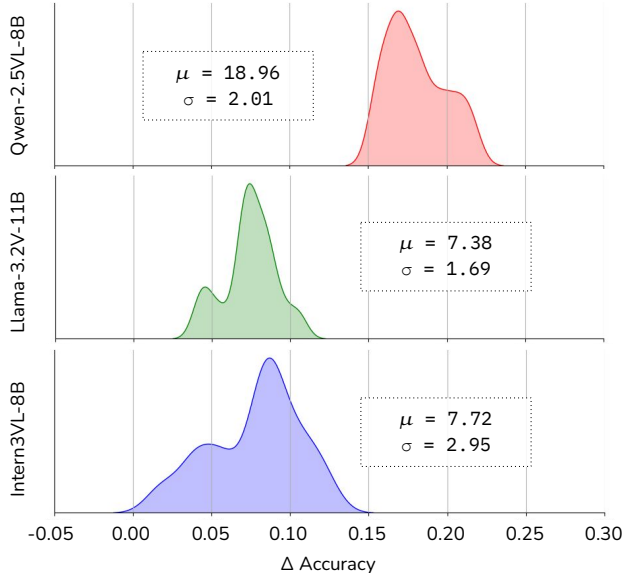


Figure 3. **Difference in accuracies on the question-level between *nlg2choice* and constrained decoding on CUB200.** Each distribution is made up of the performance difference when switching to *nlg2choice* over 15 questions. *nlg2choice* uses an open-ended prompt whereas constrained decoding uses an instruction to increase brevity ("... Answer with species only. ").

Improvements are statistically significant. Rather than ask about the average performance of different methods under user variation, we wish to quantify how much performance is gained for a specific question by switching to *nlg2choice*. We calculate this by taking the difference between the performance of constrained decoding and *nlg2choice_{open}* for each question, then compute summary statistics over the set of questions. This forms a distribution of changes in accuracy, with significant results having a positive mean and 95% confidence interval. The performance difference for the various settings in outlined in Fig. 3.

We find that for the proposed settings, switching from constrained decoding with an instruction to increase brevity ("... Answer with species only. ") to *nlg2choice_{open}* comes with an average $\mu = 18.96, 7.38, 7.72$ percentage increase in accuracy for Qwen-2.5VL, Llama-3.2V-11B, and Intern3VL-8B, respectively. Additionally, we find that these increases are within the bounds of statistical significance ($\sigma = 2.01, 1.69, 2.95$).

Constrictive instructions reduce performance. A common means of steering models to produce valid choices is through appending explicit instructions onto the instruction which enumerate the available choices, typically by means of lettering or enumeration. We wish to quantify the effect of adding this explicit instruction to the model.

Method	Birds	Flowers
"What is the {type} of {domain} in this image?"		
Qwen-2.5VL	0.92	2.53
+ nlg2choice	59.88 (+58.96)	78.03 (+75.5)
Llama-3.2-Vision	7.67	27.50
+ nlg2choice	49.59 (+41.92)	62.24 (+34.74)
Intern3-VL	2.28	5.01
+ nlg2choice	18.47 (+16.19)	37.5 (+32.49)
"... Answer with {type} only."		
Qwen-2.5VL	40.08	51.29
+ nlg2choice	47.72 (+7.64)	63.22 (+11.93)
Llama-3.2-Vision	42.27	45.68
+ nlg2choice	46.96 (+4.69)	51.16 (+5.48)
Intern3-VL	11.27	24.68
+ nlg2choice	13.81 (+2.54)	32.52 (+7.84)
"... Answer from {choice_list}."		
Qwen-2.5VL	38.71	69.19
+ nlg2choice	41.05 (+2.34)	72.48 (+3.29)
Llama-3.2-Vision	13.50	44.83
+ nlg2choice	46.68 (+33.18)	66.03 (+21.2)
Intern3-VL	22.34	35.24
+ nlg2choice	23.48 (+1.14)	35.73 (+0.49)

Table 4. **Classification performance across instruction templates with varying levels of constrictiveness.** The model name refers to default constrained decoding. The difference in performance is shown in parentheses. The best performing model and method for each input instruction is **bolded**. "*nlg2choice_{open}*" corresponds to the top section of the table.

In Tab. 4 we show the performance of constrained decoding and *nlg2choice* under three variations of instruction steering: (1) *no explicit choice steering* ("What is the {type} of {domain} in this image?"), (2) *encouraging succinct prediction* ("... Answer with {type} only"), and (3) *explicitly enumerating choices* ("... Answer from {choice_list}").

We see that for every template, switching from constrained decoding to *nlg2choice* improves performance. The most stark setting is the most open-ended prompt, where we see an average increase of **+67.23, +38.33, and +24.34** for Qwen-2.5VL, Llama-3.2V, and Intern3-VL, respectively. Surprisingly, explicit choice instruction shows the weakest improvement for Qwen-2.5VL and Intern3-VL (**+2.82** and **+0.81**) but strong improvement for Llama-3.2V (**+27.19**). Otherwise, keeping in line with previous results, we find that Qwen-2.5VL is the greatest benefactor of performance.

CoT doesn't consistently improve performance. Next, we ask how much performance can be improved by using CoT-style instructions. We investigate methods which induce reasoning by forcing the model to generate some initial tokens that are common to thought-out reasoning (eg. "Let's think step by step"), then letting

Method	Birds	Flowers
"What is the {type} of {domain} in this image?"		
Qwen-2.5VL	59.88	78.03
Llama-3.2-Vision	49.59	62.24
Intern3-VL	18.47	37.50
... "Let's think step by step." [16]		
Qwen-2.5VL	54.93 (-4.95)	70.16 (-7.87)
Llama-3.2-Vision	39.87 (-9.72)	39.22 (-23.02)
Intern3-VL	19.11 (+0.64)	30.82 (-6.68)
... "First," [3]		
Qwen-2.5VL	53.51 (-6.37)	72.80 (-5.23)
Llama-3.2-Vision	41.84 (-7.75)	45.31 (-16.93)
Intern3-VL	19.65 (+1.18)	33.46 (-4.04)
... "Let's solve this problem by splitting it into steps." [30]		
Qwen-2.5VL	54.69 (-5.19)	59.56 (-18.47)
Llama-3.2-Vision	40.11 (-9.48)	38.08 (-24.16)
Intern3-VL	19.68 (+1.21)	31.06 (-6.44)

Table 5. **Classification performance when using assistant output prepending CoT methods.** All results are reported using *nlg2choice* as an answer extraction method. The proposed setting is the first section in gray. Forced assistant prepending text is shown in blue.

the model freely respond. In Tab. 5 we choose three of these methods and report their performance and difference between the default *nlg2choice_{open}* setting.

In general, we see that these methods do not consistently improve performance, resulting in an average decrease of **-8.01**, **-15.18**, and **-2.36** across Qwen-2.5VL, Llama-3.2V, and Intern3-VL, respectively. The one exception to this rule is the CUB200 dataset with Intern3-VL, where we see an average increase of **+1.01**.

5.2. Zero-Shot Retrieval Performance

Answer extraction is better than directly answering. In Tab. 6, we report the performance of various models when viewing FGVC datasets as a one-vs-rest retrieval task. Like the classification setting, we find that when compared to exhaustive "Yes/No" questioning, *nlg2choice* generally improves with the exception of the Stanford Cars [17], in which performance across all models decreases. We again find Qwen-2.5VL to receive the greatest improvement, with **+8.16** average mAP increase across the 5 datasets. Likewise, we find Intern3-VL receives the least improvement, with an average increase of **+4.43**.

Unlike classification, we do not find that changing the prompt to be open-ended (*nlg2choice_{open}*, ie. removing "Answer from {species_list}" from the end of the input prompt) does not uniformly increase performance. However, we do still find that open-ended prompts generally perform better on average with *nlg2choice* (**+8.16** vs. **+6.96**) and are less variable across all models.

Method	Birds	Flowers	Aircrafts	Cars	Foods
Baseline					
Random	0.64	1.24	1.23	0.62	1.02
Qwen-2.5VL-7B					
Yes/No	51.01	61.19	51.07	77.58	82.67
<i>nlg2choice</i>	57.79	82.56	65.14	68.61	84.30
	(+6.78)	(+21.37)	(+14.07)	(-8.97)	(+1.63)
<i>nlg2choice_{open}</i>	59.01	86.42	64.03	69.82	85.05
	(+8.00)	(+25.23)	(+12.96)	(-7.76)	(+2.38)
Llama-3.2-Vision-11B					
Yes/No	41.24	63.59	34.24	66.03	78.81
<i>nlg2choice</i>	51.14	68.64	39.39	56.46	86.73
	(+9.90)	(+5.05)	(+5.15)	(-8.57)	(+7.92)
<i>nlg2choice_{open}</i>	52.61	74.55	40.00	59.35	88.84
	(+11.37)	(+10.96)	(+5.76)	(-6.68)	(+10.03)
Intern3VL-8B					
Yes/No	15.22	38.32	17.93	31.83	61.46
<i>nlg2choice</i>	26.97	45.13	20.47	25.81	66.55
	(+11.75)	(+6.81)	(+2.54)	(-6.02)	(+5.09)
<i>nlg2choice_{open}</i>	30.51	41.12	20.69	26.84	67.76
	(+15.29)	(+2.80)	(+2.76)	(-4.99)	(+6.30)

Table 6. **Performance across fine-grained visual classification (FGVC) benchmarks and architectures when interpreted as retrieval tasks.** Numbers represent Mean Average Precision (mAP). Every query is a one-vs-rest task, eg. for CUB200 (Birds) the prior for a single PR curve is 1/200.

5.3. Answer Extraction Performance

In Sec. A we detail the process of labeling data for species extraction from free-form responses. First, labelers are shown responses from various models to a dataset instruction and image, then are instructed to highlight the first incidence of the predicted species within the generated text. Then, they are instructed to confirm whether the species highlighted matches the choice selection by the model, and in the failure case to indicate the species predicted or whether there was a schema failure. This process results in a set of common outcomes, ie. "schema failure," "no species predicted," "answer={species}". In Fig. 4 we show the makeup of the labeled data in terms of these various outcomes.

Models often respond out of schema. Depicted in Fig. 4, we see that **34.64%** of free-form responses by models have an answer within their text *that does not occur within the dataset schema*. In other words, the worst-case scenario is that only **65.35%** of examples are correctly classifiable. However, this turns out to not be the case due to the fact that a large percentage of these responses have real species within them (**70.75%** of failures) which can be resolved to the correct answer, but that the predicted species itself cannot be easily put within the given schema. We hypothe-




Figure 4. **Breakdown of the small labeled set of natural language responses.** "Other" contains two main categories, "Refused to answer" and "No discernable information." Examples of these are given in Sec. A.

size that many of these responses are grouped into the correct answer due to either genus-level answers in the dataset, eg. CUB200’s labels include the genus "Mockingbird" which matches to "Northern Mockingbird" within the free-form text, or being a closely-related but technically different species, eg. "Glaucous-winged Gull" in schema versus "Glaucous Gull" in free-form text.

Motivation of different methods. In Tab. 7 we show the performance of main architectures in terms of extraction performance over various methods when sub-setting the data to examples where an answer within the schema is clearly apparent. We include two additional variations: (1) *nlg2nlg*, the free-form response given the instruction to rephrase the MLLM answer and (2) *nlg2nlg2choice*, the constrained decoding off one extra round of rephrasing. We include *nlg2nlg* due to the fact that we wish to test the direct distance to the highlighted text created during labeling and include *nlg2nlg2choice* to gauge the distance between the interpretation of that text into an answer.

LLMs are decent answer extractors out-of-the-box. In the default *nlg2choice_{open}* setting, we find high answer extraction success rates for Qwen-2.5VL (**97.93**) and Intern3-VL (**93.26**), but lower results for Llama-3.2V (**79.02**). We find that the raw text extracted by the models ("nlg2nlg_{exact}") seldom fits neatly into the dataset schema, having large performance drops (**-16.47**, **50.77**, **-25.91**). However, the output of *nlg2nlg_{exact}* retains the relevant information from the original free-form text, as indicated by the *nlg2nlg2choice* scores which has much smaller per-

Method	Qwen2.5VL	Llama3.2V	Intern3VL	Overall
xFinder [47]				
Qwen-1.5-0.5B [37]	92.05	88.67	71.76	86.27
Llama-3-8B-Instruct [12]	80.13	80.67	75.29	79.27
Qwen-2.5VL 8B				
nlg2choice	98.01	98.67	96.47	97.93
nlg2nlg _{exact}	80.79 (-17.22)	84.00 (-14.67)	78.82 (-17.65)	81.61 (-16.32)
nlg2nlg2choice	98.01 (+0.00)	97.33 (-1.34)	100.00 (+3.53)	98.19 (+0.26)
Llama-3.2-Vision 11B				
nlg2choice	77.48	82.00	76.47	79.02
nlg2nlg _{exact}	31.79 (-45.69)	26.00 (-56.00)	25.88 (-50.59)	28.24 (-50.78)
nlg2nlg2choice	76.82 (-0.66)	80.00 (-2.00)	70.59 (-5.88)	76.68 (-2.34)
Intern3-VL 8B				
nlg2choice	94.04	94.00	90.59	93.26
nlg2nlg _{exact}	59.60 (-34.44)	78.67 (-15.33)	62.35 (-28.24)	67.62 (-25.64)
nlg2nlg2choice	90.06 (-3.98)	85.33 (-8.67)	90.59 (+0.00)	88.34 (-4.92)

Table 7. **Performance of various MLLMs across a small labeled set.** Differences are measured from the "nlg2choice" row of each model.

formance differences (**+0.61**, **-2.72**, and **-4.39**). We hypothesize that the *nlg2nlg* text still contains artifacts such as "The species is ..." or scientific names, which lower exact match performance.

6. Limitations

This work has three main limitations. First, our experiments were conducted primarily with medium-sized models (8B-11B) and we only used open-source LLMs from a few different families: Qwen, Llama, and Intern. Secondly, while *nlg2choice* avoids the need for specialized training data or architectural modifications and is more aligned with the true responses of the model, the method still requires significant computational resources to generate and process the textual descriptions. Lastly, while *nlg2choice* shows promise in classification, it still remains to be seen whether the approach scales to multi-label problems.

7. Conclusion

In this work, we presented *nlg2choice*, a simple approach for zero-shot fine-grained visual classification and retrieval that extracts fine-grained answers from MLLM free-form responses. Through experiments across multiple architectures and datasets, we demonstrated that *nlg2choice* consistently outperforms constrained decoding and exhaustive questioning methods in both classification accuracy and retrieval performance. We also validated the answer extraction directly through labeling predicted species in unstructured text, where we showed that models are capable of extracting their own answers without any labeled data.

References

- [1] Gpt-4v(ision) system card. 2023. 1
- [2] Josh Achiam, Steven Adler, Sandhini Agarwal, Lama Ahmad, Ilge Akkaya, Florencia Leoni Aleman, Diogo Almeida, Janko Altenschmidt, Sam Altman, Shyamal Anadkat, et al. Gpt-4 technical report. *arXiv preprint arXiv:2303.08774*, 2023. 2, 3
- [3] Michael Ahn, Anthony Brohan, Noah Brown, Yevgen Chebotar, Omar Cortes, Byron David, Chelsea Finn, Chuyuan Fu, Keerthana Gopalakrishnan, Karol Hausman, et al. Do as i can, not as i say: Grounding language in robotic affordances. *arXiv preprint arXiv:2204.01691*, 2022. 7
- [4] Shuai Bai, Keqin Chen, Xuejing Liu, Jialin Wang, Wenbin Ge, Sibao Song, Kai Dang, Peng Wang, Shijie Wang, Jun Tang, et al. Qwen2. 5-vl technical report. *arXiv preprint arXiv:2502.13923*, 2025. 4
- [5] Luca Beurer-Kellner, Marc Fischer, and Martin Vechev. Guiding llms the right way: Fast, non-invasive constrained generation. *arXiv preprint arXiv:2403.06988*, 2024. 2
- [6] Lukas Bossard, Matthieu Guillaumin, and Luc Van Gool. Food-101—mining discriminative components with random forests. In *Computer vision—ECCV 2014: 13th European conference, Zurich, Switzerland, September 6–12, 2014, proceedings, part VI 13*, pages 446–461. Springer, 2014. 4
- [7] Ding Chen, Qingchen Yu, Pengyuan Wang, Wentao Zhang, Bo Tang, Feiyu Xiong, Xinchu Li, Minchuan Yang, and Zhiyu Li. xverify: Efficient answer verifier for reasoning model evaluations. *arXiv preprint arXiv:2504.10481*, 2025. 3
- [8] Wei-Lin Chiang, Zhuohan Li, Zi Lin, Ying Sheng, Zhanghao Wu, Hao Zhang, Lianmin Zheng, Siyuan Zhuang, Yonghao Zhuang, Joseph E Gonzalez, et al. Vicuna: An open-source chatbot impressing gpt-4 with 90%* chatgpt quality, march 2023. URL <https://lmsys.org/blog/2023-03-30-vicuna>, 3(5), 2023. 2, 3
- [9] Wenliang Dai, Junnan Li, Dongxu Li, Anthony Meng Huat Tiong, Junqi Zhao, Weisheng Wang, Boyang Li, Pascale Fung, and Steven Hoi. Instructblip: Towards general-purpose vision-language models with instruction tuning, 2023. 1
- [10] Yixin Dong, Charlie F Ruan, Yaxing Cai, Ruihang Lai, Ziyi Xu, Yilong Zhao, and Tianqi Chen. Xgrammar: Flexible and efficient structured generation engine for large language models. *arXiv preprint arXiv:2411.15100*, 2024. 2
- [11] Georgi Gerganov. llama.cpp, 2023. Software. 2
- [12] Aaron Grattafiori, Abhimanyu Dubey, Abhinav Jauhri, Abhinav Pandey, Abhishek Kadian, Ahmad Al-Dahle, Aiesha Letman, Akhil Mathur, Alan Schelten, Alex Vaughan, et al. The llama 3 herd of models. *arXiv preprint arXiv:2407.21783*, 2024. 4, 8
- [13] GuidanceAI. Guidance, 2023. Software. 2
- [14] Dan Hendrycks, Collin Burns, Steven Basart, Andy Zou, Mantas Mazeika, Dawn Song, and Jacob Steinhardt. Measuring massive multitask language understanding. *arXiv preprint arXiv:2009.03300*, 2020. 2
- [15] Jeonghwan Kim and Heng Ji. Finer: Investigating and enhancing fine-grained visual concept recognition in large vision language models. In *Proceedings of the 2024 Conference on Empirical Methods in Natural Language Processing*, pages 6187–6207, Miami, Florida, USA, 2024. Association for Computational Linguistics. 1, 2
- [16] Takeshi Kojima, Shixiang Shane Gu, Machel Reid, Yutaka Matsuo, and Yusuke Iwasawa. Large language models are zero-shot reasoners. *Advances in neural information processing systems*, 35:22199–22213, 2022. 7
- [17] Jonathan Krause, Michael Stark, Jia Deng, and Li Fei-Fei. 3d object representations for fine-grained categorization. In *Proceedings of the IEEE international conference on computer vision workshops*, pages 554–561, 2013. 4, 7
- [18] Xuechen Li, Tianyi Zhang, Yann Dubois, Rohan Taori, Ishaan Gulrajani, Carlos Guestrin, Percy Liang, and Tatsunori B Hashimoto. AlpacaEval: An automatic evaluator of instruction-following models, 2023. 2, 3
- [19] Percy Liang, Rishi Bommasani, Tony Lee, Dimitris Tsipras, Dilara Soylu, Michihiro Yasunaga, Yian Zhang, Deepak Narayanan, Yuhuai Wu, Ananya Kumar, et al. Holistic evaluation of language models. *arXiv preprint arXiv:2211.09110*, 2022. 2
- [20] Haotian Liu, Chunyuan Li, Qingyang Wu, and Yong Jae Lee. Visual instruction tuning. *Advances in neural information processing systems*, 36:34892–34916, 2023. 1
- [21] Haotian Liu, Chunyuan Li, Yuheng Li, Bo Li, Yuanhan Zhang, Sheng Shen, and Yong Jae Lee. Llava-next: Improved reasoning, ocr, and world knowledge, 2024. 1
- [22] Michael Xieyang Liu, Frederick Liu, Alexander J Fiannaca, Terry Koo, Lucas Dixon, Michael Terry, and Carrie J Cai. ” we need structured output”: Towards user-centered constraints on large language model output. In *Extended Abstracts of the CHI Conference on Human Factors in Computing Systems*, pages 1–9, 2024. 2
- [23] Yuan Liu, Haodong Duan, Yuanhan Zhang, Bo Li, Songyang Zhang, Wangbo Zhao, Yike Yuan, Jiaqi Wang, Conghui He, Ziwei Liu, et al. Mmbench: Is your multi-modal model an all-around player? In *European conference on computer vision*, pages 216–233. Springer, 2024. 2, 3
- [24] Chenyang Lyu, Minghao Wu, and Alham Fikri Aji. Beyond probabilities: Unveiling the misalignment in evaluating large language models. *arXiv preprint arXiv:2402.13887*, 2024. 2, 3
- [25] Subhansu Maji, Esa Rahtu, Juho Kannala, Matthew Blaschko, and Andrea Vedaldi. Fine-grained visual classification of aircraft. *arXiv preprint arXiv:1306.5151*, 2013. 4
- [26] George A Miller. Wordnet: a lexical database for english. *Communications of the ACM*, 38(11):39–41, 1995. 11
- [27] Francesco Maria Molfese, Luca Moroni, Luca Gioffrè, Alessandro Scirè, Simone Conia, and Roberto Navigli. Right answer, wrong score: Uncovering the inconsistencies of llm evaluation in multiple-choice question answering. *arXiv preprint arXiv:2503.14996*, 2025. 2
- [28] Maria-Elena Nilsback and Andrew Zisserman. Automated flower classification over a large number of classes. In *2008 Sixth Indian conference on computer vision, graphics & image processing*, pages 722–729. IEEE, 2008. 4

- [29] OpenAI. Openai o3 and o4-mini system card. 2025. 3
- [30] Laria Reynolds and Kyle McDonell. Prompt programming for large language models: Beyond the few-shot paradigm. In *Extended abstracts of the 2021 CHI conference on human factors in computing systems*, pages 1–7, 2021. 7
- [31] Joshua Robinson, Christopher Michael Rytting, and David Wingate. Leveraging large language models for multiple choice question answering, 2023. 2
- [32] Olga Russakovsky, Jia Deng, Hao Su, Jonathan Krause, Sanjeev Satheesh, Sean Ma, Zhiheng Huang, Andrej Karpathy, Aditya Khosla, Michael Bernstein, et al. Imagenet large scale visual recognition challenge. *International journal of computer vision*, 115:211–252, 2015. 11
- [33] Shibani Santurkar, Esin Durmus, Faisal Ladhak, Cinoo Lee, Percy Liang, and Tatsunori Hashimoto. Whose opinions do language models reflect? In *International Conference on Machine Learning*, pages 29971–30004. PMLR, 2023. 2
- [34] Aarohi Srivastava, Abhinav Rastogi, Abhishek Rao, Abu Awal Md Shoeb, Abubakar Abid, Adam Fisch, Adam R Brown, Adam Santoro, Aditya Gupta, Adrià Garriga-Alonso, et al. Beyond the imitation game: Quantifying and extrapolating the capabilities of language models. *arXiv preprint arXiv:2206.04615*, 2022. 2
- [35] Zhi Rui Tam, Cheng-Kuang Wu, Yi-Lin Tsai, Chieh-Yen Lin, Hung-yi Lee, and Yun-Nung Chen. Let me speak freely? a study on the impact of format restrictions on large language model performance. In *Proceedings of the 2024 Conference on Empirical Methods in Natural Language Processing: Industry Track*, pages 1218–1236, 2024. 1, 2
- [36] Yuwen Tan, Yuan Qing, and Boqing Gong. Vision llms are bad at hierarchical visual understanding, and llms are the bottleneck. *arXiv preprint arXiv:2505.24840*, 2025. 4, 11
- [37] Qwen Team. Introducing qwen1.5, 2024. 8
- [38] Grant Van Horn, Steve Branson, Ryan Farrell, Scott Haber, Jessie Barry, Panos Ipeirotis, Pietro Perona, and Serge Belongie. Building a bird recognition app and large scale dataset with citizen scientists: The fine print in fine-grained dataset collection. In *Proceedings of the IEEE conference on computer vision and pattern recognition*, pages 595–604, 2015. 4
- [39] Grant Van Horn, Oisín Mac Aodha, Yang Song, Yin Cui, Chen Sun, Alex Shepard, Hartwig Adam, Pietro Perona, and Serge Belongie. The inaturalist species classification and detection dataset. In *Proceedings of the IEEE conference on computer vision and pattern recognition*, pages 8769–8778, 2018. 4, 5, 11
- [40] Catherine Wah, Steve Branson, Peter Welinder, Pietro Perona, and Serge Belongie. The caltech-ucsd birds-200-2011 dataset. 2011. 2, 4
- [41] Darren Yow-Bang Wang, Zhengyuan Shen, Soumya Smruti Mishra, Zhichao Xu, Yifei Teng, and Haibo Ding. Slot: Structuring the output of large language models. *arXiv preprint arXiv:2505.04016*, 2025. 1, 2, 3
- [42] Xuezhi Wang, Jason Wei, Dale Schuurmans, Quoc V. Le, Ed H. Chi, Sharan Narang, Aakanksha Chowdhery, and Denny Zhou. Self-consistency improves chain of thought reasoning in language models. In *The Eleventh International Conference on Learning Representations, ICLR 2023, Kigali, Rwanda, May 1-5, 2023*. OpenReview.net, 2023. 2
- [43] Xinpeng Wang, Chengzhi Hu, Bolei Ma, Paul Röttger, and Barbara Plank. Look at the text: Instruction-tuned language models are more robust multiple choice selectors than you think. *arXiv preprint arXiv:2404.08382*, 2024. 1, 3
- [44] Xinpeng Wang, Bolei Ma, Chengzhi Hu, Leon Weber-Genzel, Paul Röttger, Frauke Kreuter, Dirk Hovy, and Barbara Plank. "my answer is c": First-token probabilities do not match text answers in instruction-tuned language models. *arXiv preprint arXiv:2402.14499*, 2024. 2, 3
- [45] Yubo Wang, Xueguang Ma, Ge Zhang, Yuansheng Ni, Abhranil Chandra, Shiguang Guo, Weiming Ren, Aaran Arulraj, Xuan He, Ziyang Jiang, et al. Mmlu-pro: A more robust and challenging multi-task language understanding benchmark. *Advances in Neural Information Processing Systems*, 37:95266–95290, 2024. 2
- [46] Brandon T Willard and Rémi Louf. Efficient guided generation for large language models. *arXiv preprint arXiv:2307.09702*, 2023. 2, 4
- [47] Qingchen Yu, Zifan Zheng, Shichao Song, Zhiyu Li, Feiyu Xiong, Bo Tang, and Ding Chen. xfinder: Robust and pinpoint answer extraction for large language models. *arXiv preprint arXiv:2405.11874*, 2024. 3, 8
- [48] Xiaohua Zhai, Basil Mustafa, Alexander Kolesnikov, and Lucas Beyer. Sigmoid loss for language image pre-training. In *Proceedings of the IEEE/CVF international conference on computer vision*, pages 11975–11986, 2023. 11
- [49] Jinguo Zhu, Weiyun Wang, Zhe Chen, Zhaoyang Liu, Shenglong Ye, Lixin Gu, Hao Tian, Yuchen Duan, Weijie Su, Jie Shao, et al. Internvl3: Exploring advanced training and test-time recipes for open-source multimodal models. *arXiv preprint arXiv:2504.10479*, 2025. 4

A. Labeling Species Answer Extraction Data

Motivation. For labeling answer extraction data, we prepare a user interface built with Label Studio which shown in Fig. 5. On the right contains information on the inputs to the model, specifically the question, image, and ground truth label. On the left is main interface, which consists a free-form response from a model to the example displayed on the right, as well as the choice predicted by the model via *nlg2choice*. Labeling consists of two pieces: (1) identification and highlighting of text spans containing answers to the input question and (2) matching the highlighted text span to a class within the given schema.

Text span labeling. For the text span labeling task, labelers read through the text to identify the first incidence of a predicted species. Before highlighting the species found within the text, the prediction is confirmed to be a real species through a brief internet search. If there are any issues with highlighting the predicted species, a text description of the issue is written in the input text box at the bottom and the example is skipped.

Outputs

nlg:

This image shows a Painted Bunting. Painted Buntings are small, colorful songbirds known for their vibrant blue, green, and orange feathers. They are commonly found in the eastern United States and are well-liked for their striking appearance.

Species

1

nlg2choice:

Scarlet Tanager

☐ Consistent with nlg^[2]
☒ Inconsistent with nlg^[3]
☐ Unsure^[4]


If there are any issues, describe them here...

answer="Painted Bunting"

Question:

What is the species of bird in this image?

Image:



Label:

Chipping Sparrow

Figure 5. **Labeling interface for efficacy of the answer extraction stage of *nlg2choice*.** Labelers are asked to highlight the name predicted in free-form responses from various models and whether the name occurs easily within the dataset choice list. Above shows an interesting example: for the Chipping Sparrow on the right, the model freely responded with "Painted Bunting" and answer extraction made an additional mistake by predicting "Scarlet Tanager."

Choice assignment. Once the span is labeled, we next wish to either assign the span to a class within the dataset or tag the span as a schema failure. For expediency, the labelers are also equipped with the *nlg2choice* prediction and a tool for sorting most like class names with fuzzy matching score. When the *nlg2choice* predict matches the text span, the prediction is "Consistent with nlg" and the labelers check the button. Otherwise, "Inconsistent with nlg" is checked and a natural language explanation is put in the bottom text box. When the *nlg2choice* is inconsistent, "answer={species}" is put within that text box.

B. Zero-Shot 4-Way VQA Performance

Answer extraction does not consistently increase performance. Following recent work [36], we evaluate *nlg2choice* on popular fine-grained classification datasets as a 4-way VQA task. iNat-Animal and iNat-Plant are the rows of iNat21 [39] when subset to rows which whose kingdom matches "Animalia" and "Plantae." ImgNet-Animal and ImgNet-Artifact are the rows of ImageNet-1K [32] subset to rows which have an ancestor of "Animal" and "Artifact" in the WordNet hierarchy [26]. The choices for each example are from the top 3 SigLIP [48] predictions and the correct class. For the *nlg2choice* prompt we use the same prompt as the previous work. We report the open-ended question performance in Tab. 8 where we find that it slightly

Method	CUB200	iNat-Animal	iNat-Plant	ImgNet-Animal	ImgNet-Artifact
Qwen-2.5VL-7B					
A/B/C/D	65.50	41.33	41.61	85.20	80.01
<i>nlg2choice_{open}</i>	67.43 (+1.93)	40.19 (-1.14)	40.03 (-1.58)	84.03 (-1.17)	81.81 (+1.80)
Llama-3.2-Vision-11B					
A/B/C/D	65.52	32.44	31.88	79.93	75.89
<i>nlg2choice_{open}</i>	68.79 (+3.27)	31.52 (-0.92)	31.57 (-0.31)	81.39 (+1.46)	75.29 (-0.60)
Intern3VL-8B					
A/B/C/D	50.52	35.40	36.39	77.50	69.41
<i>nlg2choice_{open}</i>	47.30 (-3.22)	35.86 (+0.46)	35.64 (-0.75)	81.91 (+4.41)	70.02 (+0.61)

Table 8. **4-way VQA accuracy across fine-grained classification tasks.**

underperforms or has not effect on the lettering approach. Specifically, we find that accuracy changes by **-0.03**, **+0.58**, and **+0.30** on average for Qwen-2.5VL, Llama-3.2V, and Intern3VL, respectively.

Decreasing the choice set improves performance. We are

also able to compare the 4-way VQA setting of CUB200 directly to the many-way prediction displayed in Tab. 2. We see that subsetting the full choice set to four choices incurs a performance improvement of **+7.55**, **+19.20**, and **+28.83** for Qwen-2.5VL, Llama-3.2V, and Intern3VL, respectively.

C. Prompt Variations

"What { type } is this { domain }?"
"What is the { type } of this { domain }?"
"What is the { type } of the { domain }?"
"What is the { type } of the { domain } in this image?"
"What is the { type } of the { domain } in the image?"
"Identify this { domain }'s { type }."
"Name the { type } shown in the image."
"Which { domain } { type } is pictured here?"
"Classify the { type } of this { domain }."
"What { domain } { type } does the photo depict?"
"Determine the { type } of the { domain } in view."
"Provide the common name of this { domain }."
"To which { type } does this { domain } belong?"
"Label the { type } of the { domain } shown."
"Recognize and state this { domain }'s { type }."

Table 9. Base template variations generated by Sec. 3.1

Dataset	Type	Domain
CUB200	species	bird
Flowers	species	flower
Aircrafts	variant	aircraft
Cars	year, make, and model	car
Foods	name	food
NABirds	species	bird
iNat-Birds	species	bird

Table 10. Dataset variables for filling out prompt templates.