

Assessing Coherency and Consistency of Code Execution Reasoning by Large Language Models

Changshu Liu, Yang Chen, Reyhaneh Jabbarvand
University of Illinois, Urbana-Champaign
{cl144,yangc9,reyhaneh}@illinois.edu

Abstract

This paper proposes CES, a task to evaluate the abilities of LLMs in simulating program execution and using that reasoning in programming tasks. Besides measuring the correctness of variable predictions during execution simulation, CES introduces the notion of **coherence** to determine whether the simulation complies with commonsense execution logic, even if the predicted values along the simulations are incorrect. This enables CES to rule out suspiciously correct output predictions due to reasoning shortcuts, hallucinations, or potential data leakage. CES also introduces a novel metric to measure reasoning **consistency** across tests with the same or different prime path coverage in a spectrum: *strong*, *weak*, and *random*.

Evaluating 16 LLMs (including three reasoning LLMs) using CES indicates 81.42% coherent execution simulation on HUMAN-EVAL, 46.92% and 53.08% of which result in correct and incorrect output predictions. Frontier LLMs such as GPT-4 and DeepSeek-R1 have the most incoherent execution reasoning, mostly due to natural language shortcuts. Despite relatively coherent execution simulation, LLMs’ reasoning performance across different tests is inconsistent, mostly random (48.87%) or weak (45.37%), potentially explaining their weakness in programming tasks that require path-sensitive program analysis to succeed. We also compare CES with bug prediction/localization/repair, which intuitively requires control- and data-flow awareness. We observe that LLMs barely incorporate execution reasoning into their analysis for bug-related tasks, and their success is primarily due to inherent abilities in pattern matching or natural language shortcuts, if not data leakage. Without reasoning, there is a threat to the generalizability of LLMs in dealing with unseen bugs or patterns in different contexts. CES can be used to vet the suspicious success of LLMs in these tasks systematically.

1 Introduction

Large Language Models (LLMs) have shown emerging abilities in code/test synthesis, code completion, bug/vulnerability detection, code translation, and program repair. The extent to which they can reason about different code aspects is still under investigation. CRUXEVAL [20] and CODEMIND [25, 26] proposed the input or output prediction tasks to evaluate code execution reasoning of LLMs. REVAL [12] took one step further and evaluated LLMs using four runtime behavior prediction tasks: for given inputs and a statement in the program, predict (1) if the statement is covered during execution, (2) variable values after the execution of it, (3) the next statement executed after it, and (4) final output. These techniques lack the following essential features:

Reasoning Coherency. CRUXEVAL and CODEMIND only concern the prediction of input or output without evaluating the intermediate program states. REVAL evaluates runtime behavior prediction

of a subset of statements in programs, not all, due to computational overhead inherent in their design. It also prompts an LLM separately per individual statement without *reliable* strategies to combine all predictions for the entire program. As a result, none of these techniques can *promptly* and *reliably* determine reasoning coherency: (1) *where* the execution reasoning diverges from the ground truth for incorrect output prediction cases or (2) flag *suspiciously correct output predictions* (correct prediction of the output despite the divergence of execution reasoning from the ground truth). The former pinpoints the root cause of limited reasoning capabilities of LLMs and provides insights for improving the next generation of Code LLMs. The latter can reveal data contamination, hallucinations, and reasoning shortcuts to enhance trustworthiness [17, 36, 46].

Reasoning Consistency. Prior techniques evaluate the reasoning of LLMs per single test, failing to study the consistency of reasoning across multiple tests with different or same coverage. Investigating such consistency can reveal the strength of inductive reasoning in LLMs: a model that correctly reasons about execution across tests with different coverage is unlikely to succeed by chance (*strong* consistency), and a model that correctly reasons about the execution across tests with the same coverage, but not those with difference coverage, has a *weak* consistency. Otherwise, the execution reasoning of the model can be considered random.

This paper proposes CES¹, a novel task to evaluate how LLMs can simulate the execution of given inputs. CES unifies output prediction and intermediate program state predictions into *one prompt*. Asking LLM to predict all intermediate program states and output makes the task complex and can confuse it, especially since this requires reasoning across multiple statements considering execution flow [3, 11, 35]. CES alleviates the issue by (1) prompting the model to predict essential decision point values (loop variables, loop iterables, conditional predicates, and branches) and (2) instructing the task with adaptive in-context examples (using static analysis to adjust the in-context example based on the program).

CES is *flow-sensitive* (evaluates the execution reasoning of a program as a whole), *scalable* (prompts LLM only once per program and test to analyze reasoning), and *diagnostic* (automatically determines *where* the execution reasoning diverges from the ground truth for incorrect output predictions or flags *suspiciously correct output predictions* despite the divergence of execution reasoning from the ground truth). It can also evaluate reasoning consistency across tests with the same or different coverage. These novelties enable an extensive empirical evaluation of 16 API- and open-access LLMs (including three reasoning models) using CES with the following notable findings²:

¹CES stands for Code Execution Simulation

²CES artifacts are publicly available for assessment and reproducibility purpose [5].

- LLMs, to an extent of 81.42%, on average, can coherently simulate execution of HUMANEVAL programs, 46.92% and 53.08% of which with correct and incorrect output predictions (§6.2). GPT-4 and DeepSeek-R1 demonstrate higher levels of incoherent reasoning due to natural language shortcuts. Despite coherent execution simulation, LLMs’ reasoning across different tests is inconsistent (§6.3), mostly random (48.87%), or weak (45.37%).

- CES categorizes the root causes for incorrect or suspiciously correct output predictions (§6.4), which could be valuable to understanding the limitations of LLMs in code reasoning and designing the next generation of execution-aware Code LLMs.

- We compare CES with bug prediction/localization/repair tasks that succeeding in them requires control and data flow awareness in classic software analysis. We observe an overlap between the success of LLMs in those three tasks and CES. However, *even when pre-trained on execution data, LLMs barely incorporate execution reasoning into their analysis for bug-related tasks (§6.5)*. We show that the novel design of CES enables a *systematic vetting of suspicious success in these tasks*, showing that most successes are due to lucky hallucinations or natural language shortcuts. This aligns with LLMs’ observed lack of generalizability beyond benchmarks and in real-world settings. CES is the first work that connects code reasoning with other programming tasks and offers a systematic way for reliable vetting of suspiciously correct cases.

2 Illustrative Example

LLMs may not perfectly simulate the execution of the entire program, i.e., the simulation may diverge from real execution due to misprediction of some intermediate values. We refer to this phenomenon as *simulation divergence*. Understanding where the model’s execution simulation starts to diverge from real execution (simulation divergence point) can reveal important facts about LLMs’ limitations in code reasoning (§6.2 and §6.4), and whether they incorporate reasoning properly when solving other programming tasks (§6.5). It is also important to *rule out* suspiciously correct output predictions that can happen due to data contamination (the expected output of the program for given inputs has been seen during training), hallucinations (correct prediction based on previously incorrect ones), or shortcuts (predicting the code logic based on the function name, not understanding the code). Otherwise, the execution reasoning abilities of LLMs can be incorrectly inflated. As we will show in this paper, suspiciously correct output prediction is common, even higher for strong reasoning LLMs such as o4-mini and Gemini-2.5-Pro compared to other models (§6.5). This section illustrates the importance of reasoning coherency and the limitations of prior work in determining incoherent reasoning.

Consider Figure 1-b, which shows the code and corresponding test for the HumanEval/37. Concerning only output prediction, CODEMIND, REVAL, and CES³ unanimously evaluate incorrect output prediction by GPT-4. CODEMIND provides no additional information on where the model lost the execution track, producing incorrect output prediction. REVAL selects statements 7, 9, and 10 as representative statements for code reasoning (highlighted with colors purple, blue, and green, respectively). For these statements, REVAL individually prompts GPT-4 to predict if the statement is covered in the execution (prompt1), what the variable values are

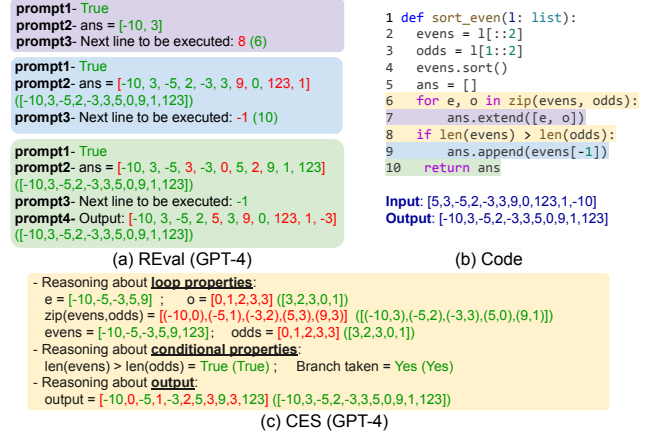


Figure 1: Output prediction of GPT-4 for HumanEval/37 (b); Reasoning analysis by CES (c) and REVAL (a)

after the execution (prompt2), and what the next statement to be executed is (prompt3). For statement 10, REVAL asks the model to also predict the output value [prompt4]. Figure 1-a summarizes the GPT-4 response to 10 REVAL prompts. Prompt sets are colored to match the highlighted color of corresponding statements. Ground truth values are green, and if a model prediction is different from ground truth, the figure highlights incorrect predictions in red.

Per REVAL analysis, GPT-4 correctly responds to prompt1 (predicting coverage) for all selected statements. In response to prompt2 (predicting program state), GPT-4’s response is correct, predicting the values of `ans` in the first loop iteration⁴. However, the model fails to correctly predict all the `ans`’s items in statements 9 and 10 (prompt2 response in blue and green). In response to prompt3 (next statement prediction) corresponding to statements 7 (purple) and 9 (blue), GPT-4 also fails to predict the ground truth value.

REVAL does not implement any logic to combine the reasoning results of individual prompt responses to determine coherency of the runtime behavior for the entire program. Analysis of the responses corresponding to individual statements can also be confusing and not helpful to determine what resulted in an incorrect program execution and final output prediction: (1) prompt3 response corresponding to statement 7 (purple) suggests that LLM terminates the loop after the first iteration (it predicts statement 8 to execute next). However, prompt responses corresponding to statement 9 (blue) indicate that LLM does iterate over the loop and populates `ans` with more items. (2) While statement 9 only supposed to append one element to the list if executed, prompt2 response for `ans` variable corresponding to statements 9 (blue) and 10 (green) are different in several indices. (3) Looking at the reasoning about statement 10 (green), we can see that there is also a mismatch in predicting the value of `ans` and predicting output, although being same variables. We will show how flow-sensitive prompting of CES enables a more systematic reasoning analysis.

CES prompts LLMs to predict values of loop variables (`e` and `o`), loop iterable (`zip(evens, odds)`), predicate (`len(evens)>len(odds)`),

⁴REVAL only considers the first loop iteration for collecting program states, as reported in their artifact website [13], failing to evaluate ability of the models in reasoning through several loop iterations.

³CRUXEVAL does not have evaluation results on HUMANEVAL programs.

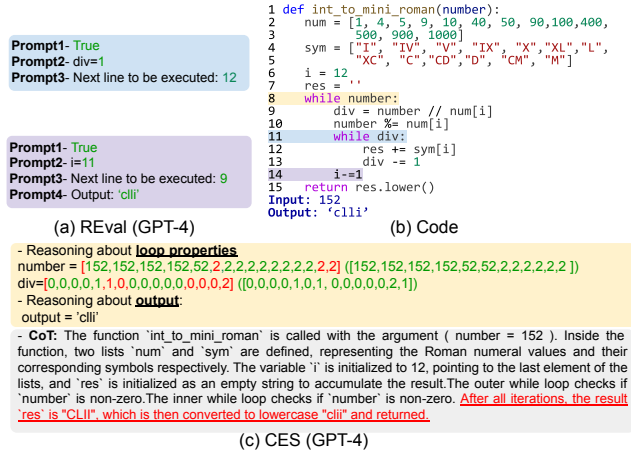


Figure 2: Output prediction of GPT-4 for HumanEval/156 (b); Reasoning analysis by CES (c) and REVAL (a)

branch (if statement), and output (ans). Figure 1-c shows the response of GPT-4 to CES prompt. GPT-4 simulates the execution from the program’s start to the end, and predicted values, even if incorrect, *coherently propagate throughout the program and result in incorrect output prediction*. The divergence from the ground truth originates from the misprediction of the loop iterable sub-property, odds, at statement 6, which also impacts the prediction of the compound loop variable `zip(evens, odds)` and the final output. That is, the LLM simulates program logic correctly after the simulation divergence point, but with the mispredicted value. This analysis is possible by prompting GPT-4 *once*, compared to 10 prompts in REVAL that cannot provide helpful insights.

Figure 2 demonstrates the ability of CES in detecting suspiciously correct output prediction, compared to REVAL and CODEMIND. All three approaches show that GPT-4 *correctly* predicts the output for the given input. REVAL even verdicts the reasoning is *(incrementally) consistent*, since GPT-4 correctly predicts requested data in prompt1, prompt2, and prompt3 for its selected statements 11 (blue) and 14 (purple). On the other hand, CES indicates that GPT-4 incorrectly predicts the value of loop variable `numbers` in statement 8, starting from iteration 6. This impacts the inner loop predictions, i.e., incorrect value prediction for `div` at the same iteration. In real execution, these incorrect predictions would propagate to an *incorrect output prediction*. However, the predicted output from GPT-4 matches the ground truth. CES marks this as *incoherent* reasoning and discards the suspiciously correct output prediction. Further analysis shows that the GPT-4 Chain-of-Thought (CoT) [41] only explains a high level of code without considering program states and variable value and even incorrectly predicts the output to be “clli” rather than “clli. Magically, GPT-4 changes the incorrect prediction through CoT in the response, matching the ground truth. This is likely due to data contamination, since HUMAN-EVAL dataset is known to all LLMs. This example highlights the importance of eliminating suspiciously correct outputs to prevent inflated success in reasoning.

3 Code Execution Simulation (CES)

A program is a set of statements for variable definition or assignment, introducing recursions to the logic (e.g., loops), introducing

ICL	Instruction	Question	Response
	Annotated Code: <code>\$ICL_ANNOTATED_CODE</code> Input: <code>\$ICL_CODE_INPUT</code> CoT: <code>\$ICL_COT</code> Completed Code: <code>\$ICL_COMPLETED_CODE</code> Output: <code>\$ICL_OUTPUT</code>		
		1. Replace the “??” between [STATE] and [/STATE] in the comment with the state of a variable or the return value of a method call/expression.....	
	Annotated Code: <code>\$ANNOTATED_CODE</code> Input: <code>\$CODE_INPUT</code>		
	CoT: <code>\$COT</code> Completed Code: <code>\$COMPLETED_CODE</code> Output: <code>\$CODE_OUTPUT</code>		

Figure 3: Prompt template used in CES

branches in the control flow (e.g., method calls, threading, conditional, and exception handling statements), or terminating the execution. CES evaluates correctness of execution simulation in looping (S_{loop}), branching (S_{branch}), and returning (S_{return}) statements. The rationale is two-fold: (1) asking a model to predict all intermediate variable values can make the task complex, preventing proper responses and fair evaluation [27]; (2) these statements identify the start or end of basic blocks, thereby capturing mispredictions in the assignment statements inside the block. We first formally define assessment properties (§3.1) and then explain how CES prompts models and evaluates these properties (§3.2).

3.1 Program Properties

Definition 1. Looping Properties. A program may contain m (≥ 0) loop statements, $l_j \in S_{loop} = \{l_1, \dots, l_m\}$, with two main properties: loop variable (V_{l_j}) and loop iterable (I_{l_j})⁵. The loop variable keeps track of the iterations, and the loop iterable defines the values or orders of the loop variable. In the example of Figure 1-b, the statement 6 is a loop statement. The loop variables are `e` and `o`, and the loop iterable is `zip(evens, odds)`. For each l_j in a given program P and concerning input(s) I , CES prompts LLM to predict the values of all V_{l_j} s. The loop iterable can be a compound, i.e., consists of multiple variables or API calls. As a result, CES asks the LLM to predict values of all sub-components. The rationale here is to correctly identify the root cause for simulation divergence. In the example of Figure 1-b, the LLM may diverge from ground truth by mispredicting the values of `evens` or `odds`, or it may fail to understand the logic of `zip` API, mispredicting the return value of it even with correct values of `evens` and `odds`.

Definition 2. Branching Properties. CES currently only analyzes conditional branching statements ($S_{condition}$). A program may contain n (≥ 0) conditional statements $c_j \in S_{condition} = \{c_1, \dots, c_n\}$, each representing a branch B_{c_j} in the control flow. A branch may be taken or not during execution, depending on the value of the conditional predicate P_{c_j} ⁶. In the example of Figure 1-b, the result of conditional predicate `len(evens) > len(odds)` in statement 8 determines whether the branch is taken. A predicate can be a compound, i.e., consisting of multiple sub-predicates connected by logical operators. For example, a conditional statement `if (x > 0 && y < 0)` consists of two sub-predicates, `x > 0` and `y < 0`. Compared to related research [12, 38] that evaluate LLMs only for predicting the branches to be taken or not, CES performs a finer-granularity

⁵Note that loop iterable may not explicitly be specified in the loop statement, e.g., highlighted while statements in Figure 2-b only have loop variables.

⁶For else statements, CES only assesses B_{c_j} as predicates do not exist.

assessment, asking LLMs to predict all sub-predicates, the whole predicate, and the branch. A misprediction at each could indicate a specific limitation of LLM in code reasoning: an LLM that correctly predicts sub-predicates but not the predicate may struggle with reasoning about complex logical expressions. An LLM that can correctly predict sub-predicates and predicate, but not the branch, struggles in understanding program construct semantics. As we will explain later in this section, this level of granularity also enables CES to evaluate reasoning coherency (§4).

Definition 3. Return Properties. A program may contain k (≥ 0) return statements. A return statement $r_j \in S_{return} = \{r_1, \dots, r_k\}$ defines the output of the program (a value to be returned or a message to be logged), O_{r_j} , once the execution terminates. In Figure 1-b, the program terminates at the return statement 10. Return statements can be compound, i.e., the program returns multiple variables at termination. In such cases, CES breaks them down and evaluates the LLM in predicting individual values.

3.2 Prompting and Metrics

Figure 3 shows the prompt template in CES. Regardless of the number of loops, conditional, and return statements, and their nested level, CES instructs the model to predict all properties during the execution simulation of given inputs. This enables a flow-sensitive assessment of execution reasoning and coherency analysis. CES annotates all applicable locations in the code, which may or may not be covered during specific executions, preventing any hints to the model about the correct execution path. Figure 4 demonstrates the annotated code in the prompt used to evaluate GPT-4 in the illustrative example of Figure 1⁷. The annotations (prefixed with "##") specify the properties to be predicted. LLMs should replace the placeholders marked as "???" in the response with their predictions.

CES leverages in-context learning [9] to introduce code execution simulation task to LLMs. When in-context examples closely resemble the problem, performance improves significantly due to the model's generalization from familiar patterns [44, 45]. As a result, CES constructs a pool of examples reflecting different combinations of programming constructs, including **if**, **elif**, **nested if**, **for loop**, **while loop**, **nested loop**, **if inside while loop**, **if outside while loop**, **if inside for loop**, **if outside for loop**, and **if inside nested loop**. When forming the prompt, it performs a lightweight flow-sensitive static analysis on P to find the most relevant in-context example from the pool. It also prompts LLMs with implicit CoT. After receiving the response of model M for simulating the execution of program P under inputs I , CES compares the ground truth and the predicted values for properties of individual statements as below:

$$CES(P, I, X_{y_j}) = \llbracket M(P, I, X_{y_j}) = GT(P, I, X_{y_j}) \rrbracket \quad (1)$$

where $M(P, I, X_{y_j})$ and $GT(P, I, X_{y_j})$ denote the LLM prediction and ground truth values for X_{y_j} , respectively. X_{y_j} can belong to $\{V_{ij}\}_{j=0}^m$, $\{I_{ij}\}_{j=0}^m$, $\{B_{cj}\}_{j=0}^n$, $\{P_{cj}\}_{j=0}^n$, or $\{O_{rj}\}_{j=0}^k$. The Iverson bracket $\llbracket \cdot \rrbracket$ returns 1 if the condition in square brackets is satisfied and 0 otherwise. X_{y_j} can be compound, consisting of multiple sub-properties $X_{y_{jw}}$. CES automatically breaks all compound properties to sub-properties by parsing the code, and computes Equation 1 for each sub-property as well as the compound property. It uses

⁷The complete prompt for the example can be found in CES artifact website [6].

```
def sort_even(l: list):
    evens = l[::2]
    odds = l[1::2]
    evens.sort()
    ans = []
    for e, o in zip(evens, odds): ## [STATE]e==?[/STATE][STATE]o==?
[/STATE] [STATE]evens==?[/STATE][STATE]odds==? [STATE]zip
(evens,odds)==? [STATE]
    ans.extend([e, o])
    if len(evens) > len(odds): ##[CONDITION](len(evens)>len(odds))==?
[/CONDITION][BRANCH]taken==?[/BRANCH]
    ans.append(evens[-1])
    return ans
```

Figure 4: Annotated code in CES's prompt

the fine-grained evaluation of compound properties for reasoning coherency analysis (§4).

4 Reasoning Coherency

CES considers execution simulations not compliant with common-sense execution logic as incoherent reasoning cases and marks anything else as coherent reasoning. It implements three coherency rules and checks the model's response for violations of them.

- **Rule 1.** Combining the sub-property predictions using code logic should match the compound property prediction. That is, for a compound property X_{y_j} with z sub-properties, if the program is executed with predicted sub-property values $X_{y_{jw}}$ ($1 \leq w \leq z$) by LLM, the value of X_{y_j} from execution should match that of prediction. CES can automatically instrument the code with predicted sub-property values, generating an Instrumented Program (IP), executing that, and investigating the violation of Rule 1:

$$\exists j, X_{y_j} \in \left(\{I_{ij}\}_{j=0}^m \cup \{P_{cj}\}_{j=0}^n \cup \{O_{rj}\}_{j=0}^k \right) \text{ s.t.} \quad (2)$$

$$CES(P, I, X_{y_j}) \neq IP(CES(P, I, X_{y_{j1}}), \dots, CES(P, I, X_{y_{jz}}))$$

Coherency concerning this rule does not imply correct prediction of all properties through simulation, but proper propagation of incorrect state. In Figure 1-c, GPT-4 mispredicts values of odds variable. However, the predicted value of $\text{zip}(\text{evens}, \text{odds})$ properly combines the mispredicted value of odds and correctly predicted value of evens. Hence, the reasoning is coherent.

- **Rule 2.** For a conditional statement, inconsistent conditional predicates and branch predictions demonstrate reasoning incoherence. This rule, again, is checked regardless of the ground truth values, since a mismatch between predicate values and branch decisions never happens in a real execution. CES detects such cases as follows:

$$\exists_{0 \leq j \leq n} c_j \text{ s.t. } CES(P, I, P_{cj}) \neq CES(P, I, B_{cj}) \quad (3)$$

- **Rule 3.** The most important case of reasoning incoherence is when the output is correctly predicted, but the prediction of *at least* one of any other properties during simulation is incorrect. The illustrative example in Figure 2 shows such a case, which never happens in the real execution of the program, as the incorrect program state will be propagated to the output. As we will show (§6.2), LLMs are susceptible to reasoning incoherency due to hallucination, CoT shortcuts, and potential data leakage. CES detects violation of Rule 3 using the following formula:

$$\left(\exists_{0 \leq j \leq k} j \text{ s.t. } CES(P, I, O_{rj}) = 1 \right) \wedge \left(\prod_{f=1}^{m+n} CES(P, I, X_{y_f}) = 0 \right) \quad (4)$$

where X_{y_f} belongs to $\{V_{if}\}_{f=0}^m \cup \{I_{if}\}_{f=0}^m \cup \{B_{cf}\}_{f=0}^n \cup \{P_{cf}\}_{f=0}^n$ statements that appear *before* O_{rj} . For compound properties, Formula 4 only considers the incorrect prediction of the property,

regardless of sub-property predictions. This is because a misprediction at a coarser grain is more likely to propagate to the rest of the simulation. Any incoherence between sub-properties and compound property will be captured by Rule 1.

If any of the above cases happen, CES marks the execution simulation reasoning as incoherent. The incoherent reasoning cases, even if the output prediction is correct, will be discarded and won't be considered as LLM success.

4.1 Diagnosis

CES offers two automated diagnostic analyses: identifying where the simulation diverges from ground truth (coherent reasoning followed by incorrect output prediction) and detecting suspiciously correct output predictions (correct output prediction achieved through incoherent reasoning).

When the reasoning is *coherent* and the output prediction is *incorrect*, CES performs a forward flow-sensitive static analysis on the program P and selects the first statement j with $CES(M, P, I, X_{y_j}) = 0$. Given that the reasoning process has been checked for coherence firsthand, the first incorrect prediction likely propagates in the execution simulation, causing the LLM to mispredict subsequent properties. In the illustrative example of Figure 1, CES automatically detects the misprediction of e as a simulation divergence point.

CES can promptly identify suspiciously correct outputs upon receiving the response from the model. To that end, it checks for violations of coherence rules to identify incoherent reasoning cases. Violation of Rule 3 (Formula 4) directly indicates suspiciously correct output prediction. Violations of the other two rules (Formulas 2–3), if accompanied by correct output prediction, are marked as suspiciously correct cases.

5 Reasoning Consistency

LLM-generated code should be comprehensively tested across all the execution paths in the program. Otherwise, one can falsely claim an incorrect code to be correct. Similarly, an LLM cannot claim victory on code execution reasoning until it can simulate all execution paths correctly. CES introduces the spectrum of reasoning consistency, considering the model's CES performance across different execution paths.

Figure 5 shows a program with its control flow graph (CFG). The loop in this simple program introduces an unbounded number of execution paths. Due to the prevalence of loops and recursion in programs, CES considers *prime paths* in the CFG to bound the number of execution paths. A prime path in a cyclic CFG is a maximal path between two arbitrary nodes that does not visit any node more than once, except for the start and end [4]. Prime paths not only bound the number of execution paths, but cover all CFG edges and execution sequences, enabling completeness of CES consistency analysis. The CFG in Figure 5-b has five prime paths: [1, 2, 3, 4, 5], [1, 2, 3, 6], [4, 5, 3, 6], [4, 5, 3, 4], and [4, 3, 6]. Figure 5-c shows three tests for the program of Figure 5-a and prime paths they cover during test execution.

Given a program P , tests $\{t_1, \dots, t_g\}$, and prime paths covered by tests $\{cov_1, \dots, cov_g\}$, CES defines the spectrum of code reasoning consistency as follows:

Definition 4. Weak Consistency (WC). An LLM achieves a weak level of code execution reasoning consistency on program P if

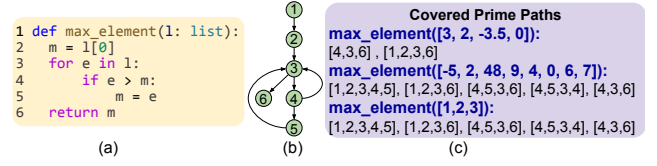


Figure 5: HumanEval/35 program (a), its control flow graph (b), and the prime path coverage of three tests (c)

it can correctly simulate the execution of P under all tests covering *same* prime paths, but may fail in simulating a test covering different prime paths. CES checks weak consistency as:

$$WC := \left[\begin{array}{l} \exists_{1 \leq z, q \leq g} z \neq q \text{ } cov_z = cov_q \wedge \\ \forall z \neq q (cov_z = cov_q) \Rightarrow (CES(P, i_z, X_{y_j}) = CES(P, i_q, X_{y_j}) = 1) \end{array} \right] \quad (5)$$

The predicate $cov_z = cov_q$ will be True if t_z and t_q cover the same number of identical prime paths. In Figure 5-c, the last two tests cover the same prime paths and have the same coverage. Although the prime paths covered by the first test are a subset of those covered by other tests, CES considers them to have different coverage. WC will be True if there is at least a pair of tests covering the same prime paths (first conjunct), and LLM successfully simulates execution of all tests covering the same prime paths (second conjunct). The second conjunct will be False if LLM incorrectly simulates two tests covering the same prime paths, or if it correctly simulates execution of two tests covering different prime paths.

Definition 5. Strong Consistency (SC). An LLM achieves a strong level of code execution reasoning consistency on program P , if it can correctly simulate the execution of P under all tests covering *different* prime paths, and if exist, *same* prime paths.

$$SC := \left[\begin{array}{l} \exists_{1 \leq z, q \leq g} z \neq q \text{ } cov_z \neq cov_q \wedge \\ \forall z \neq q \text{ } CES(P, i_z, X_{y_j}) = CES(P, i_q, X_{y_j}) = 1 \end{array} \right] \quad (6)$$

SC will be True if there exist at least two tests covering different prime paths (first conjunct), and LLM correctly simulates all the tests, regardless of the prime paths they cover (second conjunct).

LLM's reasoning consistency is *random* on program P , otherwise. If there are no tests with different covered prime paths in the evaluation of an LLM, and it correctly simulates all (the otherwise clause in Formula 5), CES considers it as a weak consistency. The only exception is when all the prime paths are covered by each test, where CES considers it as strong consistency. In the example of Figure 5, GPT-4 consistently and correctly simulates the program execution across three tests with similar or different prime paths covered, achieving strong consistency. Strong consistency does not require test inputs covering all the prime paths, but rather a combination of similar (under different inputs) and different coverages. Even with such slack, we observe that LLMs achieve strong consistency only for a handful of programs in the HUMAN-EVAL benchmark (§6.3).

6 Evaluation

We investigate the following research questions in the paper⁸:

RQ1. Performance in CES. To what extent can LLMs simulate the program execution?

RQ2. Reasoning Consistency Across Tests. Can LLMs consistently simulate different execution paths of the same program?

⁸CES artifacts [5] includes the results of additional experiments.

Table 1: Performance of LLMs in CES considering all the three sampled tests per each HumanEval program. CO: programs with conditional statements only, LO: programs with loops only, and LC: programs with both loops and conditional statements. We highlight the top three best-performing models with red (1st), green (2nd), and blue (3rd).

Programs	Predictions		Subject LLMs													
			CodeLlama			DeepSeekCoder			MagiCoder-S	SemCoder-S	StarCoder2	Gemini-1.5	GPT-4	DeepSeek-R1	Gemini-2.5	o4-mini
			(Inst-7b)	(Base-7b)	(Inst-13b)	(Base-13b)	(Inst-34b)	(Inst-6.7b)	(Base-6.7b)	(Inst-33b)	(6.7b)	(6.7b)	(15b)	(Pro)	(Pro)	
CO (24)	Coherent	Correct Output	23.37%	20.90%	25.97%	23.38%	30.88%	38.89%	37.50%	41.67%	29.17%	47.22%	40.28%	54.17%	81.94%	73.61%
	Reasoning	Incorrect Output	42.86%	53.64%	44.16%	45.45%	50.00%	36.11%	51.39%	36.11%	52.78%	38.89%	50.00%	30.56%	8.33%	9.72%
	Incoherent	Correct Output	16.88%	25.47%	22.08%	24.68%	19.12%	19.44%	11.11%	20.83%	18.06%	12.50%	6.94%	13.89%	9.72%	16.67%
	Reasoning	Incorrect Output	16.88%	0.00%	7.79%	6.49%	0.00%	0.00%	0.00%	1.39%	0.00%	1.39%	2.78%	1.39%	0.00%	0.00%
LO (12)	Coherent	Correct Output	8.11%	0.00%	40.54%	35.14%	35.29%	47.22%	38.89%	52.78%	41.67%	41.67%	40.54%	38.89%	55.56%	77.78%
	Reasoning	Incorrect Output	64.86%	62.16%	43.24%	51.35%	61.76%	36.11%	52.78%	30.56%	44.44%	47.22%	52.78%	36.11%	5.56%	19.44%
	Incoherent	Correct Output	27.03%	37.84%	16.22%	13.51%	22.55%	16.67%	8.33%	16.67%	13.89%	11.11%	8.33%	27.78%	38.89%	2.78%
	Reasoning	Incorrect Output	0.00%	0.00%	0.00%	0.00%	0.00%	0.00%	0.00%	0.00%	0.00%	0.00%	0.00%	0.00%	0.00%	0.00%
LC (75)	Coherent	Correct Output	3.69%	2.46%	7.37%	4.15%	6.86%	11.56%	7.11%	15.56%	11.56%	10.22%	16.00%	12.44%	36.00%	48.44%
	Reasoning	Incorrect Output	68.66%	77.72%	71.43%	64.98%	70.59%	56.89%	68.89%	55.56%	65.33%	61.33%	53.33%	43.56%	18.67%	6.22%
	Incoherent	Correct Output	26.73%	19.82%	21.20%	30.41%	22.55%	30.67%	24.00%	28.44%	22.67%	28.00%	30.22%	40.44%	45.33%	45.33%
	Reasoning	Incorrect Output	0.88%	0.00%	0.00%	0.44%	0.00%	0.89%	0.00%	0.44%	0.00%	0.44%	0.44%	1.78%	0.00%	0.00%
Others (53)	Coherent	Correct Output	40.37%	37.93%	42.59%	34.19%	46.15%	52.83%	50.94%	69.18%	62.26%	62.89%	67.30%	65.41%	88.05%	90.57%
	Reasoning	Incorrect Output	59.63%	62.07%	57.41%	65.81%	53.85%	47.17%	49.06%	30.82%	37.74%	37.11%	32.70%	34.59%	11.95%	9.43%
Total (164)	Coherent	Correct Output	18.40%	16.44%	19.14%	17.49%	25.17%	31.51%	28.04%	39.43%	32.72%	34.96%	37.80%	38.21%	60.98%	67.61%
	Reasoning	Incorrect Output	61.85%	66.69%	61.11%	67.07%	61.47%	49.28%	58.75%	42.88%	53.05%	49.39%	46.14%	38.22%	7.50%	7.88%
	Incoherent	Correct Output	16.67%	16.87%	18.52%	14.20%	13.37%	18.09%	13.21%	17.28%	14.02%	15.45%	15.45%	22.56%	25.00%	24.90%
	Reasoning	Incorrect Output	3.09%	0.00%	1.23%	1.23%	0.00%	1.12%	0.00%	0.41%	0.21%	0.20%	0.61%	1.01%	0.00%	0.00%

RQ3. Diagnostic Analysis. At which program points are LLMs more likely to start diverging from the real execution? What are the root causes for incorrect or suspiciously correct output predictions?

RQ4. CES and Bug-related Tasks. Can LLM reason about execution when solving programming tasks requiring control and data-flow awareness? Can CES help vet the suspicious success of LLMs in those tasks?

RQ5. Comparison With Other Approaches. How does CES compare with existing code reasoning techniques?

6.1 Experimental Setup

Subject LLMs. We select 16 pre-trained or instruction-tuned models of different sizes, covering both general-purpose and Code LLMs: o4-mini [33], Gemini-2.5-Pro [15], DeepSeek-R1 [21], GPT-4 [2], Gemini-1.5-Pro [37], CodeLlama [34] (Base-7b, Instruct-7b, Base-13b, Instruct-13b, Instruct-34b), DeepSeekCoder [8] (Instruct-6.7b, Base-6.7b, Instruct-33b), Magicoder-S-6.7b [42], SemCoder-S [18], and StarCoder2-15b [28]. We downloaded the open-access LLMs from HuggingFace [1] and followed the best prompting practices from their official documents to ensure proper evaluation. Our experimental setting enforces a temperature of zero for all the non-reasoning models to ensure the reproducibility of results. For other parameters, we use the default setting of each model.

Subject Programs. We evaluate LLMs on HumanEval [14], the most widely used dataset of 164 Python programs. The rationale is two-fold: first, evaluating the most recent Code LLMs under different programming tasks demonstrates a great performance on HumanEval. As we will show, such an outstanding performance is not necessarily due to code understanding, and many of them involve incorrect and unreasonable CoT shortcuts (§6.5); hence, it should not be considered a victory. Furthermore, HumanEval comes with extra artifacts, i.e., human-written bugs, which are required for RQ4 to compare CES and bug-related tasks. Due to resource constraints, we sampled three tests for each HumanEval program to use in the evaluation. When sampling, we controlled for the selection of at least two tests of different prime paths.

6.2 RQ1. Performance in CES

Table 1 shows the detailed results of evaluating subject LLMs in code execution simulation. In RQ1, we report success in coherent reasoning and final output prediction. Detailed results about the misprediction of other properties are in RQ2. To better analyze the results in this and subsequent research questions, we also break

down the results into four groups of programs: programs with conditional statements only (CO), programs with loop statements only (LO), programs with both loops and conditional statements (LC), and simple programs with no looping or branching (Others). For the last category, none of the coherency rules (§4) applies, and hence, we only report output prediction results. When reporting the aggregated result (last four rows), we count those cases under *Coherent Reasoning* rows. We categorize our observations based on the coherency of the reasoning.

6.2.1 Coherent Reasoning Process. LLMs are more likely to simulate the execution with coherent (81.42%) than incoherent reasoning (18.58%), but they mostly yield incorrect output predictions.

- **Impact of size.** Within the family of models, LLMs with more parameters always outperform smaller ones on correct output prediction: the performance improves from 18.40% (CodeLlama-Instruct-7b) to 25.17% (CodeLlama-Instruct-34b) and from 31.51% (DeepSeekCoder-Instruct-6.7b) to 39.43% (DeepSeekCoder-Instruct-33b). Between the models of different sizes, bigger models outperform smaller ones, except DeepSeekCoder-Instruct-34b slightly outperforms Gemini-1.5-Pro in correct output prediction.

- **Impact of instruction-tuning.** Instruction-tuning slightly improves the LLMs’ performance: for CodeLlama-7b, CodeLlama-13b, and DeepSeekCoder-6.7b, the instruction-tuned version outperforms the base with the margin of 1.96%, 1.65%, and 3.47%, respectively. This is because the instruction-tuned versions follow prompt instructions better, which is important since CES is a complex task. For SemCoder [18], fine-tuned on DeepSeekCoder-Base-6.7b with *execution data*, the improvement is 6.92%. SemCoder also outperforms instruction-tuned models of the same size or even bigger, demonstrating the impact of execution-aware fine-tuning in better code reasoning⁹. Reasoning-based LLMs (o4-mini, Gemini-2.5-Pro, and DeepSeek-R1) surpass GPT-4 and Gemini-1.5-Pro by 18.67%, on average. This suggests that LLMs incorporate internal reasoning, albeit different, into new reasoning tasks like CES.

- **Impact of code constructs.** LLMs struggle with loops (row LO) and complex programs with different code constructs (row LC), as the average correct output prediction for programs in these categories drops significantly compared to CO programs. Given the

⁹The authors have decontaminated the dataset from HumanEval problems to ensure the improvement doesn’t come from accessing the test set.

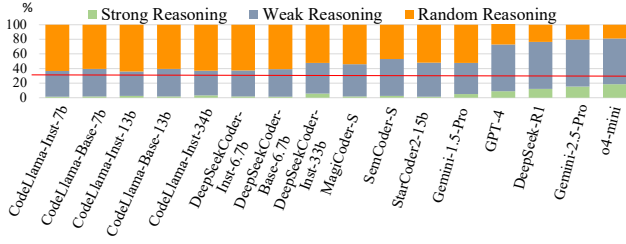


Figure 6: The reasoning consistency of LLMs across three sampled tests on HUMANEval programs

simplicity of programs in HumanEval, LLMs are likely to struggle more in the execution simulation of real-world programs.

6.2.2 Incoherent Reasoning Process. Surprisingly, LLMs with good performance in coherent reasoning and correct output prediction also result in more incoherent reasoning. Among all the models, GPT-4 and DeepSeek-R1 generate more incoherent reasoning cases, 25% and 24.90%, respectively. In a similar trend, the base models that previously underperformed instruction-tuned models generate less suspiciously correct outputs. As we will discuss later with more details and in-depth analysis (§6.4), we speculate this is due to the interference of natural language reasoning and code reasoning. That is, instruction-tuned models better aligned with natural language instructions may *override* code reasoning with natural language shortcuts or hallucinations. The same observation holds for SemCoder, which generates more suspiciously correct predictions compared to DeepSeekCoder-Base-6.7b. While SemCoder incorporates execution information such as coverage, orders, and program states, it uses natural language monologues for instruction tuning. As a result, it falls into the same trap and hallucinates, resulting in incoherent reasoning. We believe these results should initiate rethinking pre-training or fine-tuning strategies for more realistic Code LLMs that can better reason about code.

6.3 RQ2. Reasoning Consistency Across Tests

To evaluate the extent to which LLMs can reason about different execution paths of the same program, we computed the percentage of programs they can *strongly* (Formula 6), *weakly* (Formula 5), or *randomly* simulate executions. Figure 6 shows the result of this study. It is worth noting that not all the HUMANEval programs have tests with different prime path coverage, due to incompleteness of test suite or being simple with no looping or branching (53 programs under *Others* category of Table 1). The red line in Figure 6 marks the percentage of programs with at least two tests with different prime path coverage (52 out of 164 programs (31.71%)).

These results show that LLMs, on average, strongly, weakly, and randomly simulate the execution across different tests. When considering the 52 programs with at least two tests with different prime path coverage, LLMs strongly, weakly, and randomly reason about 17.88%, 38.70%, and 43.42% of them. The notion of self-consistency among different tests is simpler than self-consistency among different tasks [22, 31] since the task here is not changing. Yet, most LLMs cannot consistently simulate the same execution paths under different inputs.

6.4 RQ3. Diagnostic Analysis

6.4.1 Simulation Divergence. For incorrect output predictions, CES can automatically determine where the execution simulations

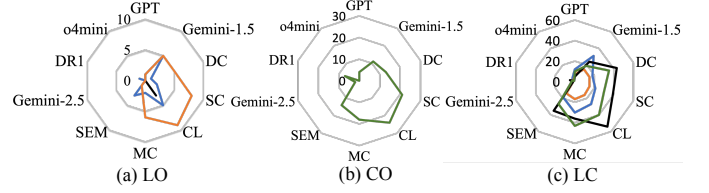


Figure 7: Comparison of simulation divergence locations for top ten models across Loop Only (a), Condition Only (b), and Loops and Condition (c) programs. $\langle V_l, I_l, P_c, B_c \rangle$ denotes location of divergence. The notion of x implies the property does not apply to the location. GPT: (GPT-4), CL: (CodeLlama), DS (DeepSeekCoder), MC (MagiCoder), SEM (SemCoder), SC (StarCoder2), Gemini-1.5 (Gemini-1.5-Pro), Gemini-2.5 (Gemini-2.5-Pro), DR1 (DeepSeek-R1), and o4mini(o4-mini)

started to diverge and propagate the incorrect state. Figure 7 compares the simulation divergence locations across different categories of programs for the seven models (one model per each family) from Table 1. We represent locations, which are either S_{loop} or $C_{condition}$, with quadruples $\langle V_l, I_l, P_c, B_c \rangle$, corresponding to program properties (§3.1). The 1 or 0 for an element indicates whether the property is correctly predicted. When a property does not apply to the location, the element value would be ‘x’: for S_{loop} , only the first two elements are applicable; for $S_{condition}$, only the last two elements are applicable, and they can only be 0, i.e., $(x, x, 0, 0)$. Correct values of them $((x, x, 1, 1))$ that yield correct prediction violate coherency Rule 3 (Formula 4), and a mismatch between their values violates coherency Rule 2 (Formula 3). In LO programs, mispredicting loop iterables— $(1, 0, x, x)$ —is the most common reason to initiate the divergence. For CO programs, mispredicting predicates and, hence, branches— $(x, x, 0, 0)$ —results in divergence. In LC programs, LLMs tend to mispredict both loop properties more— $(0, 0, x, x)$, resulting in divergence from ground truth. The polygons inside the spider charts are mostly non-convex and overlapping, demonstrating the different behaviors of the LLMs. We manually investigated these cases to understand *why* the predictions differed from ground-truth. Our investigations reveal several shortcomings of the subject LLMs:

LLMs fail to track the loop iterable whose value is dynamically changing inside the loop. In the example below (HUMANEval/13), in the first loop iteration, the LLM incorrectly calculates the new value of the loop variable b , which propagates through all subsequent iterations and results in incorrect output prediction.

```
def greatest_common_divisor(a: int, b: int) -> int:
    while b: ##[STATE]b=[60,144,0][STATE]
        a, b = b, a % b
    return a

Input: greatest_common_divisor(144, 60)
Ground Truth: b=[60,24,12,0], output=12
Predicted Output (DeepSeekCoder-Inst-33b): 60
```

LLMs struggle to reason about compound properties, e.g., conditional statements with multiple sub-predicates. In the example below (HUMANEval/57), the `if` condition predicate constitutes two sub-predicates `l==sorted(1)` and `l==sorted(1, reverse=True)`. The LLM correctly predicts the first sub-predicates, but mispredicts the second, which results in the misprediction of `if` condition predicate and final output.

```
def monotonic(l: list):
```



```

if l==sorted(l) or l==sorted(l,reverse=True):
##[CONDITION](l==sorted(l))=False[/CONDITION]
##[CONDITION](l==sorted(l,reverse=True))=False[/CONDITION]
##[CONDITION](l==sorted(l) or l==sorted(l,reverse=True))=False
[/CONDITION]
##[BRANCH]taken=[N][BRANCH]
    return True
return False

Input: monotonic([4,1,0,-10])
Ground Truth: (l==sorted(l))=False,(l==sorted(l,reverse=True))=True,
(l==sorted(l) or l==sorted(l,reverse=True))=True,if branch=[Y],output
=True
Predicted Output (Gemini-1.5-Pro): False

```

Nested constructs can challenge LLMs more with execution simulation. The example below (HUMANEval/73) shows a program with a nested construct: an if statement inside a for loop. The LLM mispredicts both the loop variable, range(len(arr)//2), and the loop iterable, i. As a result, the execution simulation iterates over the loop body one additional time, causing mispredictions in the conditional predicates and the loop’s internal branch.

```

def smallest_change(arr):
ans = 0
for i in range(len(arr) // 2): ##[STATE]i=[0,1,2,3][STATE]
##[STATE]range((len(arr)//2))=[0,1,2,3][STATE]
##[STATE](len(arr)//2)=[4][STATE]
    if arr[i] != arr[len(arr) - i - 1]:
##[CONDITION](arr[i]!=arr[len(arr)-i-1])=[True,False,False
,False][CONDITION] ##[BRANCH]taken=[Y,N,N,N][BRANCH]
        ans += 1
return ans

Input: smallest_change([1,2,3,4,3,2,2])
Ground Truth: i=[0,1,2],range((len(arr)//2))=[0,1,2],(len(arr)//2)=3,
arr[i]!=arr[len(arr)-i-1]=[True,False,False],if branch=[Y,N,N],
output=1
Predicted Output (CodeLlama-Inst-13b): 2

```

LLMs may also struggle to reason about complex arithmetic/logic operations or mispredict the return value of API calls. Such cases, if they happen at the looping, branching, or return statements, CES can automatically pinpoint them and accurately determine the point of simulation divergence. Otherwise, CES determines the first location it observes the propagation of the misprediction.

6.4.2 Suspiciously Correct Output Prediction. CES can automatically detect suspiciously correct output predictions: To that end, it first recognizes incoherent execution simulation cases using the coherency rules (Formulas 2–4), and if the output prediction is correct, CES marks them as suspicious. CES, overall, detected 361 cases of suspiciously correct output predictions (*Incoherent Reasoning/Correct output* rows in Table 1). We sampled 64 of such cases across all models and program categories to better understand the root causes of suspiciously correct output predictions.

The most common culprit among the studied samples is the *natural language shortcut*. In such cases, a monologue-style step-by-step thinking of code execution seemingly overrides loop or condition properties mispredictions and results in correct output prediction. An example of such cases is shown below, belonging to the execution simulation of HUMANEval/11. The LLM mispredicts the conditional predicate inside the loop ($i==j$) in iterations 3, 4, and 6. In the CoT reasoning, however, it looks at the method name (string_xor), assumes that the method implements bitwise XORing, and uses this assumption to provide a correct output prediction.

```

def string_xor(a: str, b: str) -> str:
def xor(i, j):
    if i == j:
##[CONDITION](i==j)=[True,False,False,False,False,False]

```

ICL	Instruction	Question	Response
Buggy Code: \$ICL_BUGGY_CODE Test: \$ICL_TEST NL: \$ICL_NL CoT: \$ICL_CoT Bug Prediction: YES	Code: \$ICL_BUGGY_CODE Test: \$ICL_TEST NL: \$ICL_NL CoT: \$ICL_CoT Buggy Line: \$BUGGY_LINE	Code: \$ICL_BUGGY_CODE Test: \$ICL_TEST NL: \$ICL_NL CoT: \$ICL_CoT Fixed Code: \$FIXED_CODE	
Bug-free Code: \$ICL_BUG_FREE_CODE Test: \$ICL_TEST NL: \$ICL_NL CoT: \$ICL_CoT Bug Prediction: NO	Given the following buggy code, tests and natural language specification, print the buggy line.....	Fix the bug in (Method_Name).....	
Given the following code, tests and natural language specification, is the code buggy or not.....	Buggy Code: \$BUGGY_CODE Test: \$TEST NL: \$NL	Buggy Code: \$BUGGY_CODE Test: \$TEST NL: \$NL	
Code: CODE Test: \$TEST NL: \$NL CoT: \$CoT Bug Prediction: \$BUG_Prediction	CoT: \$CoT Buggy Line: \$BUGGY_LINE	CoT: \$CoT Fixed Code: \$RESPONSE	
(a) Bug Prediction	(b) Bug Localization	(c) Bug Repair	

Figure 8: Prompt template of bug-related tasks. ICL stands for in-context learning

```

[/CONDITION] ##[BRANCH]taken=[Y,N,N,N,N,N][BRANCH]
    return '0'
else: ##[BRANCH]taken=[N,Y,Y,Y,Y,Y][BRANCH]
    return '1'
return ''.join(xor(x, y) for x, y in zip(a, b))

Input: string_xor('111000','101010')
Ground Truth: (i==j)=[True,False,True,True,False,True],if branch=[Y,N,N,N,N,N],else branch=[N,Y,Y,Y,Y,Y],output='010010'
Predicted output (Gemini-1.5-Pro): '010010'
CoT: The function string_xor takes two binary strings as input and returns a new binary string that is the result of XORing them. If 'a' is '111000' and 'b' is '101010', then the output of the 'string_xor' function will be '010010'.

```

We also observed cases where simulation execution and CoT reasoning were incorrect, yet the LLM hallucinated the correct output. Figure 2 shows an example of such cases, where the LLM, magically, responds with a correct output, despite incorrect simulation execution and CoT reasoning. Most of the other similar cases happened in programs with boolean return statements; thereby, we speculate that correct output predictions are, in fact, lucky hallucinations.

6.5 RQ4. CES and Bug-Related Tasks

LLMs should incorporate their knowledge of programming languages and examples they have seen to solve programming tasks. Otherwise, one cannot expect them to generalize to different tasks or perform reliably in real-world settings. Concerning programming tasks, specifically bug-related tasks, we expect them to predict, localize, or repair bugs based on program analysis. Assuming execution simulation as a required step for program analysis, we can define the following expectations: (1) if an LLM can correctly simulate an execution path, it is more likely to detect, localize, and repair a bug in that specific execution path. Similarly, (2) if a model cannot correctly simulate an execution path, it either fails in bug-related tasks or the success is based on other factors, e.g., pattern matching, reasoning shortcuts, hallucination, or data leakage.

To investigate whether LLMs meet these two expectations, we evaluated the subject LLMs with three prominent bug-related tasks: bug prediction, localization, and repair. For this experiment, we used HumanEvalPack [32], a buggy version of HUMANEval with the bugs developed and injected by humans. The dataset comes with a set of regression and error-revealing tests.

We picked a model from each family and prompted them with the templates shown in Figure 8-a–8-c. Similar to CES, the prompt instructs LLMs for individual tasks with in-context examples. For the bug prediction, the prompt provides one buggy and one correct example. For bug localization and prediction, we provide only the buggy example. Prompt templates also include natural language specification, i.e., program docstring, and error-revealing test. We instruct LLMs to explain the execution process of the program in the CoT. The rationale for this design decision is three-fold: (1)

Table 2: The performance of LLMs in CES and bug prediction, localization, repair tasks.

	CodeLlama-Inst-34b	DeepSeekCoder-Inst-33b	MagiCoder-S	SemCoder-S	StarCoder2	Gemini-1.5-Pro	GPT-4	DeepSeek-R1	Gemini-2.5-Pro	o1-mini
Bug Prediction	18.75%	28.75%	26.25%	18.13%	15.00%	92.50%	88.75%	83.13%	84.28%	95.00%
Bug Localization	41.88%	40.63%	24.38%	44.38%	33.13%	72.50%	71.25%	81.25%	81.25%	80.00%
Bug Repair	42.50%	76.25%	69.38%	74.38%	60.00%	90.00%	93.13%	95.63%	91.25%	96.88%
CES	18.13%	27.50%	20.61%	23.75%	25.00%	32.50%	55.00%	70.00%	77.50%	75.00%

for the sake of fairness, we want the prompts between CES and these tasks to be similar; (2) we wanted to see if instructed, LLMs can incorporate simulation execution into decision-making; and (3) we can check the CoT for further analysis of the results. We also prompted selected LLMs for execution simulation of the error-revealing tests used in bug-related tasks.

Table 2 shows the performance of models in these four tasks, and we also analyze the overlap between the successful cases of each task per individual LLM (Figure 10). For stronger models, although small, we observe overlaps between the success cases. For example, o1-mini and Gemini-2.5-Pro can succeed in all four tasks on the 58.13% and 48.13% of HUMANEval programs. For some weaker models, the overlap is negligible, close to zero. The overlap, even among the bug-related tasks, is minimal, which motivates deeper investigation into how LLMs succeed in these tasks.

The design of CES provides us with a robust systematic analysis to vet the suspicious success of LLMs in bug-related tasks. If the execution simulation is *coherent* for those cases, depending on the result of output prediction, we can perform the following analyses:

- *Correct output prediction.* For the programs that the model succeeds in CES and the given bug-related task, the LLM likely has incorporated execution reasoning into account for predicting, localizing, or repairing the bug. We refer to these cases as *confident success* for bug-related tasks.
- *Incorrect output prediction.* For the programs that LLM fails to correctly simulate the execution of error-revealing test, its success in bug-related could be due to pattern matching, lucky hallucination, natural language shortcut, or data leakage. The only exception here is that if *divergence location* is *after* the bug location, the LLM could have incorporated execution simulation and observed the buggy behavior. However, it could not correctly continue the simulation until the end. We refer to these cases as *likely success* for bug-related tasks. For the cases that divergence location is *before* the bug location, we refer to them as *suspicious success*.

Figures 9-a–9-c show the result of automated analysis and vetting on the successful bug-related tasks from the previous experiment. Each bar in this figure represents a given model’s success cases per the specific tasks, divided into four categories according to CES results for the same programs. On average, 22.54%, 39.25%, and 20.75% of the correct predictions on programming tasks are confident success, likely success, and suspicious success, respectively. Manual investigation of the likely success cases show that LLMs, in their CoT, indeed tried to incorporate simulation execution into the problem-solving process. On the other hand, there are lucky hallucinations and shortcuts galore in the suspicious success cases. These results confirm that CES, besides evaluating code reasoning abilities of LLMs, can serve as an effective and systematic vetting technique to rule out suspicious correctness in bug-related tasks.

Figure 11 shows a *suspicious success* case, demonstrating the performance of GPT-4 on HumanEval/6 under four studied tasks. The buggy code is shown in Figure 11-a, which for the test input

‘((()())((())))’, is expected to return [4]. Due to the bug in line 10, however, the code returns [3]. From Figures 11-d to 11-f, we can see that GPT-4 is capable of predicting, localizing, and fixing the bug. Figure 11-c) also shows that GPT-4 diverges from the ground truth execution since line 5 (before the bug in line 10), making it unlikely that the model incorporated the simulation execution into problem-solving for bug-related tasks. Looking at the CoT of bug-related tasks, we observe no notable reasoning concerning execution simulation. In fact, the CoT only explains the high level of the code, including incorrect assumptions that the test output matches the expected one on the buggy code. This example indicates that LLMs neglected the test information and solely relied on the natural language specification to succeed in bug-related tasks. This, by itself and specific to this example, may not be problematic. However, it showcases a concerning threat to generalize abilities to case specifications that do not exist, and LLMs may only be provided with tests to predict, localize, or repair the bug. Such cases happen in practice often, if not always.

Figure 12 shows the performance of Gemini-1.5-Pro on HUMANEval/18 under the four studied tasks. The bug location is in the loop iterable of line 3 (Figure 12-a). In the correct code, the loop iterable should be `len(string)-len(substring)+1`, while in the buggy code, it is `len(string)-len(substring)`. As a result, given the inputs ‘xyxyxyx’, ‘x’, the buggy code returns 3 instead of 4. The divergence location is at line 4, after the buggy line, due to the misprediction of the conditional predicate and branch. Looking at the CES reasoning (Figure 12-c), Gemini-1.5-Pro correctly predicts the number of iterations but mispredicts the conditional predicate at the last iteration. Looking at the CoT of bug-related tasks, we can see that Gemini-1.5-Pro simulates the execution of the buggy code and correctly identifies where the execution does not match the specification. In software testing, when a test finds a bug, its execution can terminate. The same concept applies here: as long as execution simulation propagates the flow of inputs to buggy location, the rest of the execution simulation does not matter much.

6.6 RQ5. Comparison With Other Approaches

We also compare CES with two alternative approaches, REVAL and CODEMIND, both of which have evaluated code reasoning of several LLMs on the HUMANEval programs. To ensure a fair comparison, we select 82 programs (containing 240 statements) used by all three approaches. CODEMIND and REVAL provide the results for all 164 and 82 HUMANEval programs, respectively. Results are reported for seven models in the overlap of CES and at least one approach’s experiments (Table 3).

We observe that the performance of models in output prediction is 41.95% and 57.19% lower under CES compared to CODEMIND and REVAL. This could have two reasons: First, CES discards suspiciously correct predictions, which is not supported by other approaches. That is, their performance can be inflated with natural language shortcuts or hallucinations. Without excluding the suspiciously correct predictions, the performance of models under CES becomes

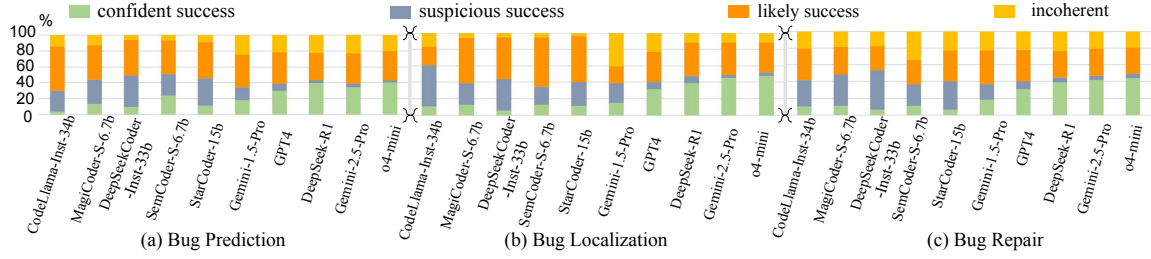


Figure 9: Using CES to vet the success of LLMs in bug prediction (a), localization (b), and repair (c) tasks




Figure 10: Overlap between success cases in bug-related tasks and CES for ten representative subject LLMs.

Table 3: Comparison with REVAL and CODEMIND. ‘NA’ means the model’s results are unavailable in the official artifact. +SC means suspiciously correct instances included.

Model	Output Prediction				Consistency
	CES	+SC	CODEMIND	REVAL	
CodeLlama-Inst-7B	15.85%	42.68%	NA	80.00%	9.50%
CodeLlama-Base-7B	12.20%	40.24%	NA	77.56%	2.49%
CodeLlama-Inst-13B	18.29%	45.12%	75.85%	79.51%	3.36%
DeepSeekCoder-Inst-6.7B	30.49%	57.31%	63.41%	NA	NA
MagiCoder-S-6.7B	23.17%	47.56%	74.39%	79.24%	6.43%
StarCoder2-15B	34.15%	64.63%	71.95%	85.37%	17.28%
GPT-4	47.56%	81.71%	82.93%	87.80%	42.72%

closer to two other techniques (column +SC in Table 3). Second, CES is more complex than the other two techniques. Although output prediction implicitly requires execution simulation, explicitly asking models to reason about intermediate program states makes the task more complex. This is aligned with prior research [19], which shows LLMs struggle with handling compositional reasoning, i.e., breaking down problems into intermediate steps and synthesizing these steps into a precise answer.

A fairer comparison is between CES output prediction and REVAL consistency metric. REVAL introduced the notion of *incremental consistency* to account for separately prompting LLMs to perform a sequentially related task, i.e., program execution. In contrast, the CES enables incremental consistency by design; it asks LLM to simulate program flow within one prompt. The average output prediction in CES across all LLMs (25.96) is 1.9 times higher than that of incremental consistency in REVAL (13.65), confirming its effective design to assess the code execution reasoning of LLMs.

Figure 13 visualizes the overlap and differences between CES and REVAL in terms of successful output predictions. We observe that as a model’s success rate in CES increases, the intermediate reasoning helps its final output prediction more. For advanced

LLMs, better evaluation tasks, such as CES, are needed to evaluate their compositional reasoning.

7 Related Works

A large body of work has evaluated LLMs on reasoning tasks across modalities such as language, vision, math, and code [10, 16, 23, 24, 29–31, 39, 40, 43]. Our work relates most closely to recent efforts on code reasoning, particularly code execution. CRUXEVAL and CODEMIND introduced early benchmarks for this area: CRUXEVAL included input and output prediction tasks, while CODEMIND proposed three tasks—*independent execution*, *dependent execution*, and *specification reasoning*—to assess inductive code reasoning.

REVAL took one step forward to include the runtime behavior in the reasoning process using four runtime prediction tasks: *code coverage prediction*, *program state prediction*, *execution path prediction*, and *output prediction*. Given that these tasks are inherently connected and sequential but are prompted separately, they proposed to measure the consistency of the models in performing these tasks sequentially as an ultimate evaluation metric for code reasoning. CocoNUT [7] challenges LLMs to generate a trace of line numbers executed by the program for a given set of inputs, which requires LLMs to reason about the program’s control flow.

CES complements prior code reasoning research activities with several novel contributions. It is the first technique that discusses a systematic and formal approach to determine reasoning issues such as hallucination and reasoning shortcuts. CES’s novel notion of consistency across tests offers an intuitive metric to challenge LLMs truly incorporating execution reasoning in decision-making. Finally, this paper is the first to study the relationship between code reasoning and other programming tasks, which provides valuable insights into how LLMs succeed in these tasks.

8 Threats to Validity

External Validity. The first threat is whether our results can be generalized to other experimental settings (other models and benchmarks). To mitigate this threat, we selected LLMs of different sizes and training strategies, and our tool is publicly available to evaluate code execution simulation of LLMs across other benchmarks. As prior research suggests, we expect the LLMs’ code reasoning abilities to degrade as subjects become more complex, making it infeasible to draw meaningful conclusions from the results.

Internal Validity. LLMs’ nondeterminism poses a threat to the internal validity of our results. To mitigate this threat, we repeated the experiments per program across multiple tests and evaluated the reasoning generalizability through a novel consistency metric.




Figure 11: An example showcasing incorrect output prediction in CES (c), and correct bug prediction (d), localization (e), and repair (f) by GPT-4 on HumanEval/6 (a). The specification for the functionality of HumanEval/6 is shown in (b)

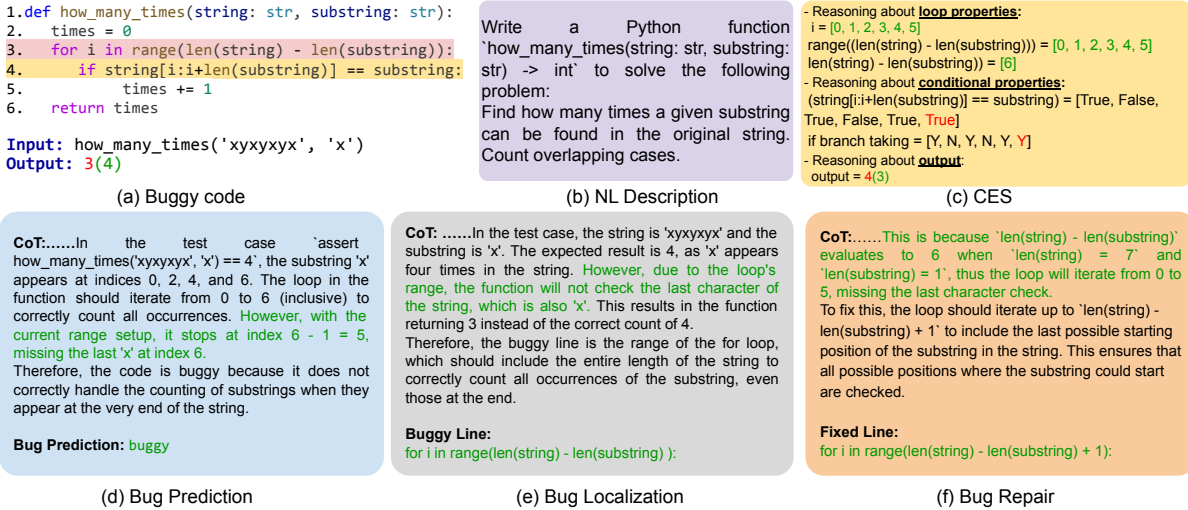


Figure 12: An example showcasing incorrect output prediction in CES (c), and correct bug prediction (d), localization (e), and repair (f) by Gemini-1.5-Pro on HumanEval/18

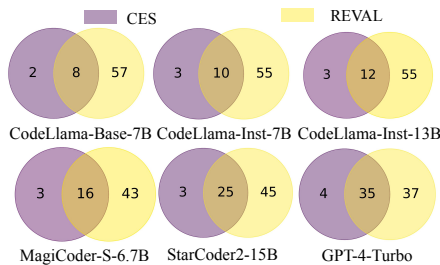


Figure 13: Comparison between CES and REVAL

Our results may be affected by potential bugs in implementing the CES. To address this threat, we thoroughly tested the pipeline

(prompting models and processing responses) and cross-checked the results for correctness.

Construct Validity. One construct validity threat is the mismatch between the datasets used by CES and REVAL. REVAL only studied a subset of HUMAN EVAL (85 out of 164 programs), while we evaluated LLMs in all the programs. For the common programs, the selection of tests was also not consistent. To mitigate this threat, in comparing the REVAL and CES, we recompute the incremental consistency of REVAL for the programs and test inputs that overlap with CES.

9 Concluding Remarks

This paper proposes CES, a code execution reasoning task that unifies the prediction of output and essential decision points into one

prompt. This unique design, along with adaptive in-context example selection based on static analysis of the program, enables CES to be flow-sensitive and diagnostic. The novel reasoning consistency metric across multiple tests can assess the reasoning abilities of models in a spectrum: strong, weak, or random. Our results show that LLMs, to a reasonable extent, can simulate program execution. However, their reasoning is mostly random or, at best, weak. Our artifacts are publicly available for reproducibility and extension [5]. We plan to use the CES for a large-scale evaluation of reasoning in real-world benchmarks such as SWE-Bench. Enabling the CES for real-world projects requires non-trivial efforts to account for complex objects, making it beyond the scope of this paper.

References

- [1] 2024. HuggingFace Model Hub. <https://huggingface.co/docs/hub/en/models-the-hub>.
- [2] Josh Achiam, Steven Adler, Sandhini Agarwal, Lama Ahmad, Ilge Akkaya, Florencia Leoni Aleman, Diogo Almeida, Janko Altschmidt, Sam Altman, Shyamal Anadkat, et al. 2023. Gpt-4 technical report. *arXiv preprint arXiv:2303.08774* (2023).
- [3] Miltiadis Allamanis, Sheena Panthaplackel, and Pengcheng Yin. [n. d.]. Unsupervised Evaluation of Code LLMs with Round-Trip Correctness. In *Forty-first International Conference on Machine Learning*.
- [4] Paul Ammann and Jeff Offutt. 2017. *Introduction to software testing*. Cambridge University Press.
- [5] Anonymous Authors. 2024. CES Artifact Website. <https://github.com/CESCodeReasoning/CES>.
- [6] Anonymous Authors. 2024. CES Artifact Website (Prompt Template). https://github.com/CESCodeReasoning/CES/blob/main/prompt_template.md.
- [7] Claas Beger and Saikat Dutta. 2025. CoCoNUT: Structural Code Understanding does not fall out of a tree. *arXiv preprint arXiv:2501.16456* (2025).
- [8] Xiao Bi, Deli Chen, Guanting Chen, Shanhuang Chen, Damai Dai, Chengqi Deng, Honghui Ding, Kai Dong, Qiusi Du, Zhe Fu, et al. 2024. DeepSeek LLM: Scaling Open-Source Language Models with Longtermism. *arXiv preprint arXiv:2401.02954* (2024).
- [9] Tom Brown, Benjamin Mann, Nick Ryder, Melanie Subbiah, Jared D Kaplan, Prafulla Dhariwal, Arvind Neelakantan, Pranav Shyam, Girish Sastry, Amanda Askell, et al. 2020. Language models are few-shot learners. *Advances in neural information processing systems* 33 (2020), 1877–1901.
- [10] Sébastien Bubeck, Varun Chandrasekaran, Ronen Eldan, Johannes Gehrke, Eric Horvitz, Ece Kamar, Peter Lee, Yin Tat Lee, Yuanzhi Li, Scott Lundberg, et al. 2023. Sparks of artificial general intelligence: Early experiments with gpt-4. *arXiv preprint arXiv:2303.12712* (2023).
- [11] Kaiyan Chang, Songcheng Xu, Chenglong Wang, Yingfeng Luo, Tong Xiao, and Jingbo Zhu. 2024. Efficient Prompting Methods for Large Language Models: A Survey. *arXiv preprint arXiv:2404.01077* (2024).
- [12] Junkai Chen, Zhiyuan Pan, Xing Hu, Zhenhao Li, Ge Li, and Xin Xia. 2024. Reasoning Runtime Behavior of a Program with LLM: How Far Are We? *arXiv e-prints* (2024).
- [13] Junkai Chen, Zhiyuan Pan, Xing Hu, Zhenhao Li, Ge Li, and Xin Xia. 2024. REval Artifact Website. <https://github.com/r-eval/REval>.
- [14] Mark Chen, Jerry Tworek, Heewoo Jun, Qiming Yuan, Henrique Ponde de Oliveira Pinto, Jared Kaplan, Harri Edwards, Yuri Burda, Nicholas Joseph, Greg Brockman, Alex Ray, Raul Puri, Gretchen Krueger, Michael Petrov, Heidy Khlaaf, Girish Sastry, Pamela Mishkin, Brooke Chan, Scott Gray, Nick Ryder, Mikhail Pavlov, Alethea Power, Lukasz Kaiser, Mohammad Bavarian, Clemens Winter, Philippe Tillet, Felipe Petroski Such, Dave Cummings, Matthias Plappert, Fotios Chantzis, Elizabeth Barnes, Ariel Herbert-Voss, William Hebgen Guss, Alex Nichol, Alex Paino, Nikolas Tezak, Jie Tang, Igor Babuschkin, Suchir Balaji, Shantanu Jain, William Saunders, Christopher Hesse, Andrew N. Carr, Jan Leike, Josh Achiam, Vedant Misra, Evan Morikawa, Alec Radford, Matthew Knight, Miles Brundage, Mira Murati, Katie Mayer, Peter Welinder, Bob McGrew, Dario Amodei, Sam McCandlish, Ilya Sutskever, and Wojciech Zaremba. 2021. Evaluating Large Language Models Trained on Code. *arXiv:2107.03374 [cs.LG]*
- [15] Google DeepMind. 2025. Gemini 2.5 Pro: Our Most Intelligent AI Model. <https://blog.google/technology/google-deepmind/gemini-model-thinking-updates-march-2025/>. Accessed: 2025-05-28.
- [16] Rohan Deshpande, Jerry Chen, and Isabelle Lee. 2021. RecT: A Recursive Transformer Architecture for Generalizable Mathematical Reasoning. In *NeSy*. 165–175.
- [17] Mengru Ding, Hanmeng Liu, Zhizhang Fu, Jian Song, Wenbo Xie, and Yue Zhang. 2024. Break the Chain: Large Language Models Can be Shortcut Reasoners. *arXiv preprint arXiv:2406.06580* (2024).
- [18] Yangruibo Ding, Jinjun Peng, Marcus J Min, Gail Kaiser, Junfeng Yang, and Baishakhi Ray. 2024. SemCoder: Training Code Language Models with Comprehensive Semantics. *arXiv preprint arXiv:2406.01006* (2024).
- [19] Nouha Dziri, Ximing Lu, Melanie Sclar, Xiang Lorraine Li, Liwei Jiang, Bill Yuchen Lin, Sean Welleck, Peter West, Chandra Bhagavatula, Ronan Le Bras, et al. 2023. Faith and fate: Limits of transformers on compositionality. *Advances in Neural Information Processing Systems* 36 (2023), 70293–70332.
- [20] Alex Gu, Baptiste Rozière, Hugh Leather, Armando Solar-Lezama, Gabriel Synnaeve, and Sida I Wang. 2024. CRUXEval: A Benchmark for Code Reasoning, Understanding and Execution. *arXiv preprint arXiv:2401.03065* (2024).
- [21] Daya Guo, Dejian Yang, Haowei Zhang, Junxiao Song, Ruoyi Zhang, Runxin Xu, Qihao Zhu, Shirong Ma, Peiyi Wang, Xiao Bi, et al. 2025. DeepSeek-R1: Incentivizing Reasoning Capability in LLMs via Reinforcement Learning. *arXiv preprint arXiv:2501.12948* (2025). <https://arxiv.org/abs/2501.12948>
- [22] Baizhou Huang, Shuai Lu, Weizhu Chen, Xiaojun Wan, and Nan Duan. 2023. Enhancing large language models in coding through multi-perspective self-consistency. *arXiv preprint arXiv:2309.17272* (2023).
- [23] Kung-Hsiang Huang, Mingyang Zhou, Hou Pong Chan, Yi R Fung, Zhenhailong Wang, Lingyu Zhang, Shih-Fu Chang, and Heng Ji. 2023. Do LLMs Understand Charts? Analyzing and Correcting Factual Errors in Chart Captioning. *arXiv preprint arXiv:2312.10160* (2023).
- [24] Shima Imani, Liang Du, and Harsh Shrivastava. 2023. Mathprompter: Mathematical reasoning using large language models. *arXiv preprint arXiv:2303.05398* (2023).
- [25] Changshu Liu and Reyhaneh Jabbarvand. 2025. A Tool for In-depth Analysis of Code Execution Reasoning of Large Language Models. In *Companion Proceedings of the 33rd ACM International Conference on the Foundations of Software Engineering, FSE (2025)*. <https://arxiv.org/abs/2501.18482>
- [26] Changshu Liu, Shizhuo Dylan Zhang, and Reyhaneh Jabbarvand. 2024. Codemind: A framework to challenge large language models for code reasoning. *arXiv preprint arXiv:2402.09664* (2024).
- [27] Nelson F Liu, Kevin Lin, John Hewitt, Ashwin Paranajpe, Michele Bevilacqua, Fabio Petroni, and Percy Liang. 2024. Lost in the middle: How language models use long contexts. *Transactions of the Association for Computational Linguistics* 12 (2024), 157–173.
- [28] Anton Lozhkov, Raymond Li, Loubna Ben Allal, Federico Cassano, Joel Lamy-Poirier, Nouamane Tazi, Ao Tang, Dmytro Pykhtar, Jiawei Liu, Yuxiang Wei, et al. 2024. Starcoder 2 and the stack v2: The next generation. *arXiv preprint arXiv:2402.19173* (2024).
- [29] Haipeng Luo, Qingfeng Sun, Can Xu, Pu Zhao, Jinguang Lou, Chongyang Tao, Xiubo Geng, Qingwei Lin, Shifeng Chen, and Dongmei Zhang. 2023. Wizardmath: Empowering mathematical reasoning for large language models via reinforced evol-instruct. *arXiv preprint arXiv:2308.09583* (2023).
- [30] Antonio Valerio Miceli-Barone, Fazl Barez, Ioannis Konostas, and Shay B Cohen. 2023. The Larger They Are, the Harder They Fail: Language Models do not Recognize Identifier Swaps in Python. *arXiv preprint arXiv:2305.15507* (2023).
- [31] Marcus J Min, Yangruibo Ding, Luca Buratti, Saurabh Pujar, Gail Kaiser, Suman Jana, and Baishakhi Ray. 2023. Beyond Accuracy: Evaluating Self-Consistency of Code Large Language Models with IdentityChain. *arXiv preprint arXiv:2310.14053* (2023).
- [32] Niklas Muennighoff, Qian Liu, Armel Zebaze, Qinkai Zheng, Binyuan Hui, Terry Yue Zhuo, Swayam Singh, Xiangru Tang, Leandro von Werra, and Shayne Longpre. 2023. OctoPack: Instruction Tuning Code Large Language Models. *arXiv preprint arXiv:2308.07124* (2023).
- [33] OpenAI. 2025. Introducing o3 and o4-mini. <https://openai.com/index/introducing-o3-and-o4-mini/>. Accessed: 2025-05-29.
- [34] Baptiste Rozière, Jonas Gehring, Fabian Gloeckle, Sten Sootla, Itai Gat, Xiaoqing Ellen Tan, Yossi Adi, Jingyu Liu, Tal Remez, Jérémy Rapin, et al. 2023. Code llama: Open foundation models for code. *arXiv preprint arXiv:2308.12950* (2023).
- [35] Antonio Sabbatella, Andrea Ponti, Ilaria Giordani, Antonio Candelieri, and Francesco Archetti. 2024. Prompt Optimization in Large Language Models. *Mathematics* 12, 6 (2024), 929.
- [36] Weijia Shi, Anirudh Ajith, Mengzhou Xia, Yangsibo Huang, Daogao Liu, Terra Blevins, Danqi Chen, and Luke Zettlemoyer. [n. d.]. Detecting Pretraining Data from Large Language Models. In *The Twelfth International Conference on Learning Representations*.
- [37] Gemini Team, Rohan Anil, Sebastian Borgeaud, Yonghui Wu, Jean-Baptiste Alayrac, Jiahui Yu, Radu Soricut, Johan Schalkwyk, Andrew M Dai, Anja Hauth, et al. 2023. Gemini: a family of highly capable multimodal models. *arXiv preprint arXiv:2312.11805* (2023).
- [38] Michele Tufano, Shubham Chandel, Anisha Agarwal, Neel Sundaresan, and Colin Clement. 2023. Predicting code coverage without execution. *arXiv preprint arXiv:2307.13383* (2023).
- [39] Karthik Valmeekam, Alberto Olmo, Sarath Sreedharan, and Subbarao Kambhampati. 2022. Large Language Models Still Can’t Plan (A Benchmark for LLMs on Planning and Reasoning about Change). *arXiv preprint arXiv:2206.10498* (2022).

- [40] Ke Wang, Houxing Ren, Aojun Zhou, Zimu Lu, Sichun Luo, Weikang Shi, Renrui Zhang, Linqi Song, Mingjie Zhan, and Hongsheng Li. 2023. Mathcoder: Seamless code integration in llms for enhanced mathematical reasoning. *arXiv preprint arXiv:2310.03731* (2023).
- [41] Jason Wei, Xuezhi Wang, Dale Schuurmans, Maarten Bosma, Fei Xia, Ed Chi, Quoc V Le, Denny Zhou, et al. 2022. Chain-of-thought prompting elicits reasoning in large language models. *Advances in Neural Information Processing Systems* 35 (2022), 24824–24837.
- [42] Yuxiang Wei, Zhe Wang, Jiawei Liu, Yifeng Ding, and Lingming Zhang. 2023. Magicoder: Source code is all you need. *arXiv preprint arXiv:2312.02120* (2023).
- [43] Zhaofeng Wu, Linlu Qiu, Alexis Ross, Ekin Akyürek, Boyuan Chen, Bailin Wang, Najoung Kim, Jacob Andreas, and Yoon Kim. 2023. Reasoning or reciting? exploring the capabilities and limitations of language models through counterfactual tasks. *arXiv preprint arXiv:2307.02477* (2023).
- [44] Jiacheng Ye, Zhiyong Wu, Jiangtao Feng, Tao Yu, and Lingpeng Kong. 2023. Compositional exemplars for in-context learning. In *International Conference on Machine Learning*. PMLR, 39818–39833.
- [45] Yiming Zhang, Shi Feng, and Chenhao Tan. 2022. Active example selection for in-context learning. *arXiv preprint arXiv:2211.04486* (2022).
- [46] Yue Zhang, Yafu Li, Leyang Cui, Deng Cai, Lema Liu, Tingchen Fu, Xinting Huang, Enbo Zhao, Yu Zhang, Yulong Chen, et al. 2023. Siren’s song in the AI ocean: a survey on hallucination in large language models. *arXiv preprint arXiv:2309.01219* (2023).