

Co-Investment with Dynamic Participation under Unforeseeable Opportunity Costs: A Coalitional Game Approach

AMAL SAKR, ANDREA ARALDO, and TIJANI CHAHED, Télécom SudParis, Institut Polytechnique de Paris, France

DANIEL KOFMAN, Télécom Paris, Institut Polytechnique de Paris, France

Technologies such as Mobile Edge Computing (MEC) depend on the availability of infrastructure. We define the Infrastructure Provider (*InP*) as the actor responsible for deploying and maintaining this infrastructure, while Service Providers (SPs) operate applications over it to serve end users and earn revenues. Deploying such infrastructure requires however a significant investment, and the *InP* may be reluctant to bear it alone. We propose co-investment to overcome this barrier, allowing players, the *InP* and multiple SPs, to share costs and revenues. However, committing to a co-investment over a long period may be too constraining for players: in an *unforeseeable* future, players may realize that they could make more profit outside the co-investment (such a profit is called opportunity cost). For this reason, we propose a scheme, based on coalitional game theory, which is dynamic in terms of (i) allowing players to join, remain in, or leave the co-investment, (ii) adjusting the infrastructure capacity and resource sharing over time. We propose a method to compute entry fees and exit penalties in order to appropriately compensate players remaining in the co-investment. We numerically show that our dynamic scheme encourages player participation and increases profit (in case of high opportunity cost).

CCS Concepts: • **Theory of computation** → **Algorithmic game theory**.

Additional Key Words and Phrases: Co-investment, Coalitional Game, Mobile Edge Computing

ACM Reference Format:

Amal Sakr, Andrea Araldo, Tijani Chahed, and Daniel Kofman. 2025. Co-Investment with Dynamic Participation under Unforeseeable Opportunity Costs: A Coalitional Game Approach. 1, 1 (October 2025), 22 pages. <https://doi.org/10.1145/nnnnnnn.nnnnnnn>

1 Introduction

Emerging technologies, such as Mobile Edge Computing (MEC) [37] and electric vehicle charging systems [6], depend on the deployment of new physical infrastructure which involves significant capital expenditures (CAPEX) and operational expenditures (OPEX) [16]. We denote by Infrastructure Provider (*InP*), the responsible for installing and maintaining the infrastructure. On top of the infrastructure, third party Service Providers (SPs) build applications and generate revenue from serving end users [23]. Due to the significant CAPEX and OPEX, the *InP* may be reluctant to deploy and operate the infrastructure alone [25]. This reluctance is reinforced by the fact that revenues are collected by SPs and it may be difficult for the *InP* to obtain a satisfying share [11]. As

Authors' Contact Information: Amal Sakr, amal.sakr@telecom-sudparis.eu; Andrea Araldo, andrea.araldo@telecom-sudparis.eu; Tijani Chahed, tijani.chahed@telecom-sudparis.eu, Télécom SudParis, Institut Polytechnique de Paris, Palaiseau, France; Daniel Kofman, daniel.kofman@telecom-paristech.fr, Télécom Paris, Institut Polytechnique de Paris, Palaiseau, France.

Permission to make digital or hard copies of all or part of this work for personal or classroom use is granted without fee provided that copies are not made or distributed for profit or commercial advantage and that copies bear this notice and the full citation on the first page. Copyrights for components of this work owned by others than the author(s) must be honored. Abstracting with credit is permitted. To copy otherwise, or republish, to post on servers or to redistribute to lists, requires prior specific permission and/or a fee. Request permissions from permissions@acm.org.

© 2025 Copyright held by the owner/author(s). Publication rights licensed to ACM.

ACM XXXX-XXXX/2025/10-ART

<https://doi.org/10.1145/nnnnnnn.nnnnnnn>

a result, critical infrastructure often remains undeployed, despite technological readiness [12, 19]. In these cases, co-investment can be a solution [13]. Players, i.e., one *InP* and multiple SPs, may form a coalition with the aim of sharing costs and revenues and maximizing their payoffs over an investment period.

Co-investment can be with static participation, wherein players sign an agreement for the whole investment period [35], or with dynamic one, in which case players may choose to join, remain in, or leave the coalition over time, depending on their opportunity cost, i.e., the profit they would receive by using their budget outside the co-investment, in other projects. These dynamics create new challenges: under what conditions should players be allowed to enter and exit, how infrastructure capacity should be adjusted, and how payoffs should be allocated so that all players are incentivized to cooperate. To address these challenges, we formalize the problem as a coalitional game with dynamic participation of players. The opportunity cost is modeled as *unforeseeable* information, i.e., it becomes available only at the moment the participation decision must be taken and not before. This approach accounts for the typical dynamics and lack of information which make technological investment challenging. For instance, no one can know with certainty which other technological opportunities or barriers will arise in future years [30, 44].

In this game, time is divided into discrete decision epochs. At each epoch, players decide whether to be part of the upcoming coalition: those who were previously outside may join, those already in may either remain or choose to leave. We propose transfer rules, such as entry fees and exit penalties, designed to appropriately compensate players who remain in the coalition. Such transfers are adjusted to players' opportunity costs, which vary across epochs.

Our main contributions are as follows:

- We model a co-investment scheme as a coalitional game with dynamic participation under *unforeseeable* opportunity cost, where players deploy and maintain an infrastructure, adjust infrastructure capacity and resource allocation, and share costs and revenues over an investment period.
- We formalize the coalition selection problem as a sequential decision problem. At each epoch, we determine the coalition that maximizes the total coalition payoff. We propose transfer rules, comprising entry fees, exit penalties, and compensations, to regulate payoff redistribution under dynamic participation. We prove that, after a coalition is selected at each epoch, it is stable, with no player having an incentive to deviate.
- We apply our dynamic scheme to a MEC use case and quantify its performance against two baseline schemes with static participation: one with fixed capacity and one with adjustable capacity.

Numerical results show that the dynamic scheme outperforms the baselines in terms of total payoff when opportunity cost is high. In contrast, under low or moderate opportunity costs, it may yield a lower total payoff. Yet, it offers the advantage of allowing players, who would be discouraged by long-term commitments in the baseline schemes, to participate selectively in epochs where their payoffs exceed their opportunity costs.

The remainder of the paper is structured as follows: §2 reviews related work; §3 details the model; §4 presents MEC results; and §5 concludes the paper.

2 Related Work

Cooperation among players to support the deployment of an infrastructure has been studied in terms of co-investment [21], joint budget allocation [23], joint infrastructure placement decisions [22]. However, none of the aforementioned works allow dynamic participation, i.e., players cannot dynamically enter or leave the cooperation, nor do they support infrastructure adjustment over

time. Moreover, their cooperative players are homogeneous, while we consider an *InP* and multiple SPs, having different roles.

Coalitional games with non-transferable utility (NTU) are adopted to model collaborative infrastructure sharing [17, 45]. In contrast, the present work uses a transferable utility (TU) framework that enables full redistribution of investment costs and service revenues. A TU cooperation model for MEC is developed in [46]. However, [17, 45, 46] concern sharing of resources already deployed, while we tackle the problem of co-investment to deploy new infrastructure.

Coalitional games for co-investment between the *InP* and SPs are studied in [28, 35], which, however, do not support dynamic entry or exit of participants, nor do they allow for infrastructure adjustment over time.

Coalition games with evolving coalition values over time are considered in several studies. In [7], evolving coalition values with bounded uncertainty are considered, with a focus on long-run stability within a grand coalition, i.e., composed of all players. TU games in [27] include evolving values and decentralized bargaining. A time-varying communication network with fair payoff distribution is studied in [32]. However, none of these models encompass dynamic participation. The concept of “cost of stability” is introduced in [5], where external payments are used to maintain cooperation and stability of the grand coalition. In contrast, the present work regulates cooperation via internal transfer rules, including entry fees for joining players, exit penalties for those leaving, and compensations, which are appropriate in co-investment scenarios where no external party is available or willing to subsidize stability.

Sequential coalition formation with unanimous agreement is explored in [10], where players join coalitions through proposals and cannot leave once committed. An online model of coalition formation is presented in [15], with players assigned irreversibly to coalitions upon arrival. In both models, coalitions are fixed once formed, with no possibility of reconfiguration over time.

Coalitions that evolve over discrete time are studied in [24], where player deviations lead to subgames without re-merging. A Markovian process for coalition updates is introduced in [4], where players revise their coalition based on individual profit. Similarly, in [29], players dynamically join or leave coalitions based on observed individual profit. Moreover, a hedonic game model is proposed in [43], where coalition formation adapts over time to optimize profits. In the same line of research, a merge-and-split mechanism is proposed in [47] under a NTU framework, allowing coalitions to restructure when local comparisons indicate a payoff gain. The Join-Leave-Remain model proposed in [18] further addresses cooperative decision-making by evaluating cost, payoff, and agility factors. However, the aforementioned works are not applied to co-investment decisions and do not consider the opportunity cost, which cannot be neglected in our case, since it strongly impacts player participation.

To the best of our knowledge, we are the first to model co-investment between *InP* and SPs under *unforeseeable* opportunity cost with dynamic player participation, infrastructure adjustment over time, and regulated transfer rules.

3 Modeling of the Co-Investment

Let $\mathcal{N} = \{InP, SP_1, \dots, SP_N\}$ denote a finite set of players, composed of one *InP* and N SPs. Investment period I is divided into K discrete decision epochs indexed by $k \in \mathcal{T} := \{1, \dots, K\}$, with interval duration Δ . We define the k -th decision interval as $\mathcal{I}_k := [(k-1)\Delta, (k)\Delta]$.

At each epoch k , players independently decide whether to join, remain in, or leave the coalition. The resulting coalition is denoted by $\mathcal{S}_k \subseteq \mathcal{N}$. If a coalition \mathcal{S}_k forms, its participants jointly decide on the amount $C_k \in \mathbb{R}_+$ of infrastructure capacity to deploy, which remains operational over the decision interval \mathcal{I}_k . A cost covering infrastructure deployment and ongoing maintenance during the decision interval is paid upfront.

The total cost incurred at epoch k is denoted by $\text{Cost}(C_k, C_{k-1})$, where C_k and C_{k-1} represent the capacities at epochs k and $k-1$, respectively (see (16) for an example of $\text{Cost}(C_k, C_{k-1})$). This cost comprises two components: (i) a capacity adjustment cost, which depends on the change in capacity from the previous epoch and includes a fixed overhead whenever the capacity is modified (e.g., cost of technical intervention); and (ii) a maintenance cost, which is proportional to the capacity C_k and the duration of the decision interval.

Each \mathcal{I}_k is subdivided into multiple time slots $t \in \mathcal{I}_k$, each of fixed length Δ . After determining the capacity C_k , the *InP* allocates C_k among the SPs in \mathcal{S}_k based on their demand at each time slot $t \in \mathcal{I}_k$. Let $h_{i,k}^t \in \mathbb{R}_+$ denote the amount of capacity allocated to SP $i \in \mathcal{S}_k$ at time slot t . Over the interval \mathcal{I}_k , we define the sequence of allocated resources as $\{h_{i,k}^t\}_{i \in \mathcal{S}_k, t \in \mathcal{I}_k}$.

Each SP $i \in \mathcal{S}_k$ leverages their allocated capacity to serve end-user demand and derives a utility $u_{i,k}^t(h_{i,k}^t)$, representing their monetary revenue at time slot t from the resources $h_{i,k}^t$ provided by the *InP*; the larger the allocated resources, the higher the revenue. We make the following assumptions to reflect realistic properties of the utility functions.

ASSUMPTION 3.1. *Utility functions $u_{i,k}^t(h_{i,k}^t)$ are non-negative for all $h_{i,k}^t \in \mathbb{R}_+$, i.e., $u_{i,k}^t(h_{i,k}^t) \geq 0$, and satisfy $u_{i,k}^t(0) = 0$ for all $i \in \mathcal{S}_k$ and $t \in \mathcal{I}_k$.*

ASSUMPTION 3.2. *The *InP* does not directly generate any revenue, as it does not interact directly with end users and is not allocated any resources, i.e., $u_{\text{InP},k}^t(0) = 0$ for all $t \in \mathcal{I}_k$.*

The profit of the *InP* is derived as a share of the total coalition profit.

The payoff (or value) of coalition \mathcal{S}_k at each epoch k , i.e., how much it is worth in terms of net benefit, is defined as follows.

DEFINITION 3.3. *Given coalition \mathcal{S}_k , capacity C_k , and allocations $\{h_{i,k}^t\}_{i \in \mathcal{S}_k, t \in \mathcal{I}_k}$, the payoff of coalition \mathcal{S}_k at epoch k is defined as:*

$$v_k(\mathcal{S}_k, C_k, \{h_{i,k}^t\}_{i \in \mathcal{S}_k, t \in \mathcal{I}_k}) := \sum_{t \in \mathcal{I}_k} \sum_{i \in \mathcal{S}_k} u_{i,k}^t(h_{i,k}^t) - \text{Cost}(C_k, C_{k-1}) \quad (1)$$

We introduce the following assumption on coalition planning.

ASSUMPTION 3.4. *Let $\mathcal{S}_k \subseteq \mathcal{N}$ be a coalition formed at epoch k . We assume that there exists a deterministic planning criterion (one such criterion is stated in Assumption 3.6) that associates to each coalition \mathcal{S}_k an infrastructure capacity C_k^* to be installed, and a corresponding allocation plan $\{h_{i,k}^{t,*}\}_{i \in \mathcal{S}_k, t \in \mathcal{I}_k}$.*

DEFINITION 3.5. *We define the payoff of coalition \mathcal{S}_k as the value it achieves when following the planning criterion stated in Assumption 3.4:*

$$v_k(\mathcal{S}_k) := v_k(\mathcal{S}_k, C_k^*, \{h_{i,k}^{t,*}\}_{i \in \mathcal{S}_k, t \in \mathcal{I}_k}) \quad (2)$$

Note that the aforementioned planning criterion (Assumption 3.4) can be based either on optimality as given by (3)-(4) or on simple heuristic rules, such as "rules of thumb," when full information for optimal decision-making is not available. However, for simplicity, we assume the following:

ASSUMPTION 3.6. We assume that each coalition S_k decides its infrastructure capacity and resource allocation plan by solving the following:

$$C_k^*, \{h_{i,k}^{t,*}\}_{i \in S_k, t \in \mathcal{I}_k} := \underset{C_k, \{h_{i,k}^t\}_{i \in S_k, t \in \mathcal{I}_k}}{\operatorname{argmax}} \left\{ \sum_{t \in \mathcal{I}_k} \sum_{i \in S_k} u_{i,k}^t(h_{i,k}^t) - \operatorname{Cost}(C_k, C_{k-1}) \right\} \quad (3)$$

$$\text{s.t.} \quad \sum_{i \in S_k} h_{i,k}^t \leq C_k, \quad h_{i,k}^t \geq 0, \quad \forall t \in \mathcal{I}_k \quad (4)$$

We verify that, for any coalition S_k , the optimal capacity C_k^* and allocations $\{h_{i,k}^{t,*}\}_{i \in S_k, t \in \mathcal{I}_k}$ are unique.

PROPOSITION 3.7. Problem (3)–(4) is convex under the following conditions:

- (1) For every $i \in S_k$ and $t \in \mathcal{I}_k$, the utility function $h_{i,k}^t \mapsto u_{i,k}^t(h_{i,k}^t)$ is concave and non-decreasing;
- (2) The cost function $C_k \mapsto \operatorname{Cost}(C_k, C_{k-1})$ is convex.

Under these assumptions, C_k^* and $\{h_{i,k}^{t,*}\}_{i \in S_k, t \in \mathcal{I}_k}$ are uniquely defined.

PROOF. We establish convexity of (3)–(4) by showing that the objective (utility minus cost) is concave (since the problem is a maximization) and that the feasible set is convex. By assumption, each utility function is concave and non-decreasing, so the sum remains concave. The cost function is convex in C_k , and C_k depends affinely on the allocation variables $h_{i,k}^t$ (4). Since the composition of a convex, non-decreasing function with an affine function preserves convexity [33, P.2], $\operatorname{Cost}(C_k, C_{k-1})$ remains convex in the decision variables. Therefore, the objective is concave. Constraints (4) are linear, hence define a convex feasible region. It follows that the overall problem (3)–(4) is convex and admits a unique optimal solution. \square

The main question we seek to answer is how to enable flexibility in coalition formation, through dynamic entry and exit of players and capacity adjustments, while maintaining incentive for cooperation over time. To this end, we formalize the co-investment scheme as a coalitional game with transferable utility (TU), incorporating two key features: (i) dynamic participation, where players may join, remain in, or leave the coalition across decision epochs, and (ii) *unforeseeable* opportunity cost, representing the profit a player could obtain at a given epoch by undertaking an alternative investment activity outside the co-investment plan. Here, *unforeseeable* means that these values are not known in advance but are only revealed at the moment the participation decision must be made.

3.1 Coalitional Game Formulation

DEFINITION 3.8. A coalitional game with transferable utility and dynamic participation under unforeseeable opportunity cost is defined in characteristic form over a finite set of decision epochs $\mathcal{T} := \{1, \dots, K\}$ as the tuple:

$$\mathcal{G} = \left\langle \mathcal{N}, \{v_k\}_{k \in \mathcal{T}}, \{v_{i,k}^{\text{out}}\}_{i \in \mathcal{N}, k \in \mathcal{T}} \right\rangle,$$

where $\mathcal{N} := \{InP, SP1, \dots, SPN\}$ is the set of players, $v_k : 2^{\mathcal{N}} \rightarrow \mathbb{R}$ is the characteristic function assigning to each coalition $S \subseteq \mathcal{N}$ its payoff at epoch k , and $v_{i,k}^{\text{out}} \in \mathbb{R}_+$ denotes the opportunity cost of player $i \in \mathcal{N}$, which is unforeseeable and varies across epochs.

It is important to note that the aforementioned game (Definition 3.8) does not represent a series of isolated coalition games played repeatedly. Instead, the game evolves dynamically across

epochs, where each state depends on past participation decisions and payoffs, which includes prior investment in capacity. Entry fees and exit penalties, along with compensations to persistent players introduced in the following section (§3.2), create links between consecutive epochs. As a result, the game captures dynamic participation, where the coalition updates its players over time rather than restarting independently at each epoch.

3.1.1 Stability Notions. At each epoch k , players decide whether to join, remain in, or leave the coalition. We model these decisions by taking into account opportunity cost and transfers among players joining, remaining, and leaving (as we will explain in § 3.2). The outcome of these decisions is the coalition S_k . Given coalition S_k , a key question is whether it remains stable over the upcoming decision interval I_k , i.e., whether all participating players are better off remaining in the coalition during that interval. The following definition formalizes this notion of within interval coalition stability.

DEFINITION 3.9. A coalition S_k is stable within interval I_k if there exists a payoff allocation $\{x_{i,k}^{S_k}\}_{i \in S_k}$ that satisfies the following conditions:

- (1) *Coalitional rationality (CR):* $\sum_{i \in S'_k} x_{i,k}^{S_k} \geq v_k(S'_k) \quad \forall S'_k \subseteq S_k$ [9, (2)];
- (2) *Group rationality (GR):* $\sum_{i \in S_k} x_{i,k}^{S_k} = v_k(S_k)$ [9, (3)]

Here, $x_{i,k}^{S_k}$ is the share of player i at epoch k from the total payoff $v_k(S_k)$ (2).

We show that, for any coalition formed at a given epoch, there exists a payoff allocation satisfying Definition 3.9.

PROPOSITION 3.10. Fix an epoch k , and let $S_k \subseteq \mathcal{N}$ be the coalition formed at that epoch. In the coalitional game (S_k, v_k) , where $v_k : 2^{S_k} \rightarrow \mathbb{R}$ denotes the value function, coalition S_k is stable over I_k .

PROOF. To prove that S_k is stable, it suffices to show that the core of the coalitional game (S_k, v_k) is non-empty [34, §3.B, (3)], i.e., there exists a payoff allocation satisfying both CR and GR, as defined in Definition 3.9. The core of a TU game is non-empty if the game is convex [39, Theorem 4]. A coalitional game is said to be convex if the benefit that a player brings to a coalition, known as their marginal contribution, increases with the size of the coalition they join. This property is captured by the supermodularity of the value function v_k [34, P.6], meaning:

$$v_k(S \cup \{j\}) - v_k(S) \geq v_k(R \cup \{j\}) - v_k(R), \quad \forall R \subseteq S \subseteq S_k, j \notin S \quad (5)$$

In our setting, $v_k(S)$ is defined as the solution to a convex optimization problem (see Proposition 3.7, Assumption 3.6 and (2)), which depends on the structure of the coalition S . Nonetheless, as shown in [35, Lemma 1], one can construct a value function v_k , consistent with the optimization structure, that satisfies the supermodularity condition in (5). Therefore, the game is convex, and its core is non-empty. By Definition 3.9, this implies that the coalition S_k is stable over interval I_k . \square

While stability (Definition 3.9) ensures that no subgroup has an incentive to deviate and that the total payoff is fully distributed, it does not account for the alternative opportunities that players may pursue outside the coalition. In dynamic settings with *unforeseeable* and time-varying opportunity cost, players evaluate their payoff not only against internal deviations but also against what they could earn outside the co-investment. To address this, we strengthen stability and define the following.

DEFINITION 3.11. A coalition S_k is said to be strongly stable if:

- It is stable (Definition 3.9);
- The payoff allocation $\{x_{i,k}^{S_k}\}_{i \in S_k}$ satisfies the strong individual rationality (SIR):

$$x_{i,k}^{S_k} \geq v_{i,k}^{\text{out}}, \quad \forall i \in S_k \quad (6)$$

3.1.2 On the Role of the Opportunity Cost. A key conceptual point concerns the difference between a player's payoff inside the coalition, and their opportunity cost outside of it. The coalition value function $v_k(S_k)$ (2) represents the payoff that can be generated by subsets of players participating in the infrastructure co-investment project. Its singleton case $v_k(\{i\})$ measures what player i would gain if they decide to invest alone in the same infrastructure project, whereas $v_{i,k}^{\text{out}}$ measures what player i could obtain by investing elsewhere, outside the co-investment project. Clearly, $v_k(\{i\}) \neq v_{i,k}^{\text{out}}$. This is precisely what motivates the notion of SIR in Definition 3.11. Note that this notion of SIR (6) is stronger than the classical one, which just requires $x_{i,k}^{S_k} \geq v_k(\{i\})$ [9, (1)] (which is included in CR by taking $S'_k = \{i\}$, see 1 in Definition 3.9). In contrast, our SIR condition compares the payoff to the player's opportunity cost, which lies outside the coalition.

3.2 Dynamic Participation of Players

At each epoch k , players independently decide whether to enter, remain in, or leave the coalition. These transitions are driven by the players' payoff. Let S_k and S_{k-1} denote the coalitions at epochs k and $k-1$, respectively. To maintain the cohesion of coalitions when others join or leave the coalition, we introduce three types of so-called transfers. A player $i \in S_k \setminus S_{k-1}$ who enters the coalition at epoch k contributes an entry fee $f_{i,k}$. A player $i \in S_{k-1} \setminus S_k$ who leaves is charged an exit penalty $p_{i,k}$. Persistent players who remain in the coalition across epochs, i.e., those in $S_k \cap S_{k-1}$, receive compensation $c_{i,k}$ to account for the burden they bear in maintaining continuity.

ASSUMPTION 3.12. *Since there is no previous coalition at the initial epoch, no fees, penalties, or compensations apply; that is, $f_{i,1} = p_{i,1} = c_{i,1} = 0 \quad \forall i \in N$.*

The transfers are designed to preserve budget-balance across epochs, which requires that total compensations to persistent players are covered by the entry fees and exit penalties from joining and departing players, i.e.,

$$\sum_{i \in S_k \cap S_{k-1}} c_{i,k} = \sum_{i \in S_k \setminus S_{k-1}} f_{i,k} + \sum_{i \in S_{k-1} \setminus S_k} p_{i,k}, \quad f_{i,k}, p_{i,k} \geq 0, \forall i, k \quad (7)$$

We make the following assumption on who determines the fees and penalties.

ASSUMPTION 3.13. *A market regulator imposes entry fees and exit penalties as part of the participation mechanism.*

The regulator has no direct stake in the co-investment outcome and derives no personal gain; their role is purely institutional, aimed at maintaining fairness and transparency in the participation decision. By imposing entry fees and exit penalties, the regulator ensures that each player takes into account their own opportunity cost when deciding whether to join or leave the co-investment and that total compensations remain budget-balanced (7). In practice, external regulation exists in telecommunications [20] [3], where public entities coordinate market access and sustain equilibrium across participants.

We define the compensation received by each persistent player $i \in S_{k-1} \cap S_k$ as

$$c_{i,k} \geq x_{i,k}^{S_{k-1}} - x_{i,k}^{S_k}, \quad c_{i,k} \geq v_{i,k}^{\text{out}} - x_{i,k}^{S_k}, \quad c_{i,k} \geq 0, \quad \forall i \in S_{k-1} \cap S_k \quad (8)$$

where $x_{i,k}^{S_{k-1}}$ is the payoff player i would receive if coalition S_{k-1} persisted at epoch k . Positive values of $x_{i,k}^{S_{k-1}} - x_{i,k}^{S_k}$ and $v_{i,k}^{\text{out}} - x_{i,k}^{S_k}$ represent reconfiguration loss and opportunity gap, respectively. Both must be compensated by $c_{i,k}$ to preserve participation incentives for players who choose to remain.

We formalize the conditions under which the transition from S_{k-1} to S_k respects the rational participation of all players, i.e., all players weakly prefer their status (joining or leaving) over any alternative at the transition.

DEFINITION 3.14. *At decision epoch k , given a previous coalition S_{k-1} , a coalition $S_k \subseteq \mathcal{N}$ is said to be dynamic-compatible if:*

- (1) *It is strongly stable (Definition 3.11);*
- (2) *There exists a set of transfers $\{f_{i,k}\}_{i \in S_k \setminus S_{k-1}}$, $\{p_{i,k}\}_{i \in S_{k-1} \setminus S_k}$, $\{c_{i,k}\}_{i \in S_k \cap S_{k-1}}$ satisfying (7), (8), and the entry and exit rationality conditions:*

$$x_{i,k}^{S_k} - f_{i,k} \geq v_{i,k}^{\text{out}}, \quad \forall i \in S_k \setminus S_{k-1} \quad (9)$$

$$x_{i,k}^{S_{k-1}} \leq v_{i,k}^{\text{out}} - p_{i,k}, \quad \forall i \in S_{k-1} \setminus S_k \quad (10)$$

Here, (9) ensures that entrants find it rational to join after paying the entry fee, while (10) guarantees that leavers are no better off staying. We distinguish between entry and exit evaluations to remain consistent with the temporal order of decisions: A player that considers joining at epoch k compares their prospective payoff $x_{i,k}^{S_k}$ within the new coalition S_k to their opportunity cost, since this coalition represents the one they would join. Conversely, a player that decides to leave compares their payoff $x_{i,k}^{S_{k-1}}$ at epoch k , evaluated under the assumption that S_{k-1} persists at epoch k , with their opportunity cost, as this reflects the configuration they withdraw from. Importantly, the payoff $x_{i,k}^{S_{k-1}}$ represents the counterfactual payoff that player i would have received had they remained in the previous coalition. We calibrate the penalty against what the player gives up, not what they would have received under the new coalition from which they are absent. Although penalty fees are not known in advance by the players, the latter know that these fees will be computed based on (7) and (10).

We note that we consider the case of truthful reporting, where each player reveals to the regulator their true opportunity cost $v_{i,k}^{\text{out}}$. This assumption may be justified because, although each player faces an individual opportunity cost, its value depends on public technological or market conditions that are commonly observable at each epoch. Hence, players would not misreport these values, as the underlying opportunities are publicly known. The case of untruthful players is part of our future work.

We formalize a structural dependency of the co-investment on the *InP*.

ASSUMPTION 3.15. *If the *InP* decides to leave the co-investment at $k > 1$, the capacity must be set to zero.*

This is inevitable since the *InP* is solely responsible for the infrastructure. Observe that setting the capacity to zero incurs a cost $\text{Cost}(C_{k-1}, 0)$.

PROPOSITION 3.16. *If the *InP* $\notin S_k$, then S_k is not dynamic-compatible.*

PROOF. The *InP* is responsible for deploying and maintaining the infrastructure. If *InP* $\notin S_k$, then by Assumption 3.15, all capacity is set to zero, i.e., $C_k = 0$. Without infrastructure, SPs cannot serve users or generate revenue, and thus the coalition value becomes $v_k(S_k) = 0$, with each SP receiving $x_{i,k}^{S_k} = 0$. Since each SP's opportunity cost is strictly positive (see Definition 3.8), SIR condition (6) is violated for all $i \in S_k$. Hence, the coalition cannot be strongly stable (see

Definition 3.11). As strong stability is a prerequisite for dynamic compatibility (Definition 3.14), S_k is not dynamic-compatible. \square

DEFINITION 3.17. We define the set of dynamic-compatible coalitions at epoch k as:

$$\mathcal{F}_k := \{S_k \subseteq \mathcal{N} \mid S_k \text{ satisfies Definition 3.14}\} \quad (11)$$

Note that if no dynamic-compatible coalition exists at epoch $k > 1$, i.e., $\mathcal{F}_k = \emptyset$ (11), then the *InP* remains responsible for sustaining the capacity deployed at epoch $k - 1$. If \mathcal{F}_k is nonempty, it may contain multiple dynamic-compatible coalitions. To ensure the selection of the most collectively beneficial one, we adopt the following assumption:

ASSUMPTION 3.18. The market regulator enforces the coalition that maximizes total payoff:

$$S_k^* \in \operatorname{argmax}_{S_k \in \mathcal{F}_k} v_k(S_k) \quad (12)$$

Here, $v_k(S_k)$ is defined according to (2) and Assumption 3.6. A sequential decision problem [31] must thus be solved: given C_{k-1}^* and S_{k-1}^* from the previous epoch, we must determine the optimal coalition S_k^* (Assumption 3.18), along with capacity C_k^* and allocations $\{h_{i,k}^{t,*}\}_{i \in S_k^*, t \in \mathcal{I}_k}$ (Assumption 3.6). We define the total dynamic value accumulated over the investment period as:

$$v^{\text{dyn}} := \sum_{k=1}^K v_k(S_k^*) \quad (13)$$

Again, at any epoch k , the *InP* is responsible for deploying and maintaining the infrastructure. If the *InP* is absent, $C_k = 0$ and no requests can be handled, implying $v_k(S_k) = 0$ (see (2)). Likewise, SPs are the only entities that generate utility from the deployed capacity (according to Assumption 3.2, $u_{InP,k}^t(\cdot) = 0$). If no SP is included, the infrastructure produces no revenue and $v_k(S_k) = 0$. We therefore make the following assumptions.

ASSUMPTION 3.19. At every epoch $k \in \mathcal{T}$, the *InP* is a veto player: no coalition can generate value without their participation.

ASSUMPTION 3.20. At every epoch $k \in \mathcal{T}$, the set of SPs collectively forms a veto player: at least one SP must belong to the coalition for it to generate a positive value.

3.3 Transfer Formulation Using a Slack Parameter ϵ_k

We note that there are multiple ways to define transfers that satisfy the rationality conditions (9)–(10). In our work, we make use of a slack parameter $\epsilon_k \in [0, 1]$ in order to tune the entry fees and exit penalties at epoch k . The value of ϵ_k does not affect the dynamics of coalition formation. That is, they do not alter the decisions of players with respect to entering or leaving the coalition. They however determine the level of leniency versus severity of these dynamics on players entering or leaving the coalition and the extra profit made by persistent players. This is formalized in the following proposition.

PROPOSITION 3.21. Let the coalition S_k be dynamic-compatible. The fees and penalties can be defined using $\epsilon_k \in [0, 1]$ as follows:

$$f_{i,k} = (1 - \epsilon_k) \left(x_{i,k}^{S_k} - v_{i,k}^{\text{out}} \right), \quad p_{i,k} = (1 - \epsilon_k) \left(v_{i,k}^{\text{out}} - x_{i,k}^{S_{k-1}} \right) \quad (14)$$

for all $i \in S_k \setminus S_{k-1}$ and $i \in S_{k-1} \setminus S_k$, respectively. Then the entry and exit rationality conditions (9) and (10) are satisfied.

PROOF. We substitute (14) into (9) and (10).

For entrants $i \in \mathcal{S}_k \setminus \mathcal{S}_{k-1}$, their net payoff is:

$$x_{i,k}^{S_k} - f_{i,k} = x_{i,k}^{S_k} - (1 - \epsilon_k)(x_{i,k}^{S_k} - v_{i,k}^{\text{out}}) = \epsilon_k x_{i,k}^{S_k} + (1 - \epsilon_k)v_{i,k}^{\text{out}}$$

Condition (9) reduces to $\epsilon_k(x_{i,k}^{S_k} - v_{i,k}^{\text{out}}) \geq 0$ which holds for all $\epsilon_k \in [0, 1]$ because \mathcal{S}_k is dynamic-compatible, i.e., $x_{i,k}^{S_k} \geq v_{i,k}^{\text{out}}$ for all $i \in \mathcal{S}_k$ (see Definitions 3.11 and 3.14).

For leavers $i \in \mathcal{S}_{k-1} \setminus \mathcal{S}_k$, condition (10) becomes:

$$x_{i,k}^{S_{k-1}} + p_{i,k} = x_{i,k}^{S_{k-1}} + (1 - \epsilon_k)(v_{i,k}^{\text{out}} - x_{i,k}^{S_{k-1}}) = \epsilon_k x_{i,k}^{S_{k-1}} + (1 - \epsilon_k)v_{i,k}^{\text{out}}$$

Condition (10) reduces to $\epsilon_k(x_{i,k}^{S_{k-1}} - v_{i,k}^{\text{out}}) \leq 0$ which holds for all $\epsilon_k \in [0, 1]$, because \mathcal{S}_k is dynamic-compatible, i.e., by Definition 3.14 and (7), we have $p_{i,k} \geq 0$ ensuring $x_{i,k}^{S_{k-1}} \leq v_{i,k}^{\text{out}}$. \square

With this formalism, larger values of ϵ_k make the entry fees and exit penalties smaller, and hence more favorable to entering and leaving players, along with lower compensation for persistent players. The opposite argument holds for smaller values of ϵ_k . Selection of specific value of ϵ_k can be delegated to the market regulator. To determine it, one solution is to identify the minimum and maximum values of ϵ_k that satisfy conditions (7)–(10), and to select the average of these feasible bounds as the working value for ϵ_k . This keeps the model economically balanced, avoiding both overcompensation for those who remain and excessive fees for those who join or leave.

3.4 Coalition Formation Algorithm

At each epoch k , the system must explore all potential coalitions $\mathcal{S}_k \subseteq \mathcal{N}$, solve the convex problem (3)–(4) to determine capacity and allocation (Assumption 3.6), and verify strong stability (3.11). Dynamic participation further requires enforcing dynamic-compatible (Definition 3.14) via transfer rules while ensuring budget-balance (7). We formalize this process through the following iterative algorithm (Algorithm 1), executed by the market regulator.

Algorithm 1 Coalition formation with dynamic participation at epoch k

Require: Player set \mathcal{N} , capacity C_{k-1} , coalition \mathcal{S}_{k-1} , utility $u_{i,k}^t(\cdot)$, $\text{Cost}(\cdot, \cdot)$

- 1: Initialize dynamically compatible coalition set: $\mathcal{F}_k \leftarrow \emptyset$
 - 2: **for all** candidate coalitions $\mathcal{S}_k \subseteq \mathcal{N}$ **do**
 - 3: Solve convex problem (3)–(4), to obtain C_k^* , $\{h_{i,k}^{t,*}\}$
 - 4: Compute total coalition value $v_k(\mathcal{S}_k)$ via (2)
 - 5: Compute payoff allocation $\{x_{i,k}^{S_k}\}$ (e.g., via Shapley value §3.5)
 - 6: **if** SIR, CR, and GR (Definitions 3.9–3.11) hold **then**
 - 7: Compute $\{f_{i,k}\}_{i \in \mathcal{S}_k \setminus \mathcal{S}_{k-1}}$, $\{p_{i,k}\}_{i \in \mathcal{S}_{k-1} \setminus \mathcal{S}_k}$, $\{c_{i,k}\}_{i \in \mathcal{S}_{k-1} \cap \mathcal{S}_k}$ satisfying (9), (10), (8)
 - 8: Verify budget-balance (7)
 - 9: **if** all conditions satisfied **then**
 - 10: Add \mathcal{S}_k to \mathcal{F}_k
 - 11: **end if**
 - 12: **end if**
 - 13: **end for**
 - 14: Select optimal coalition: $\mathcal{S}_k^* \in \arg \max_{\mathcal{S}_k \in \mathcal{F}_k} v_k(\mathcal{S}_k)$
 - 15: Choose slack parameter ϵ_k to tune the level of fees and penalties (see § 3.3)
 - 16: **return** \mathcal{S}_k^* , C_k^* , $\{h_{i,k}^{t,*}\}$, $\{f_{i,k}\}_{i \in \mathcal{S}_k \setminus \mathcal{S}_{k-1}}$, $\{p_{i,k}\}_{i \in \mathcal{S}_{k-1} \setminus \mathcal{S}_k}$, $\{c_{i,k}\}_{i \in \mathcal{S}_{k-1} \cap \mathcal{S}_k}$
-

3.5 Payoff Allocation and Fairness

We aim to allocate the coalition payoff $v_k(S_k)$ at each epoch k in a way that respects standard economic principles, most notably, GR (see 2 in Definition 3.9) and fairness. While several coalitional solution concepts exist, such as the nucleolus [38] and Banzhaf index [41], most do not satisfy all desirable axioms simultaneously. The Shapley value uniquely fulfills four key properties: efficiency (GR), symmetry, the null player property, and additivity [34]. We therefore adopt the classical Shapley value [39] to allocate payoffs based on each player's marginal contribution. For any player $i \in S_k$, the payoff at epoch k is:

$$x_{i,k}^S := \sum_{S \subseteq S_k \setminus \{i\}} \frac{|S|!(|S_k| - |S| - 1)!}{|S_k|!} [v_k(S \cup \{i\}) - v_k(S)] \quad (15)$$

While the coalition formation algorithm (Algorithm 1) and Shapley value computation (15) are exponential in the number of players, this complexity is acceptable in our target setting. We do not expect more than 5 to 10 players in realistic deployments, making the computation tractable.

4 Application to Mobile Edge Computing (MEC)

We apply our scheme to MEC, as it represents a new technology that relies on large infrastructure, with high deployment costs that pose a barrier [36]. The *InP* is modeled as a network operator (e.g., Comcast), while SPs include platforms like Netflix or firms offering augmented or virtual reality services that handle user demands. The code to reproduce our results is available in [1].

4.1 Settings

To reflect practical MEC infrastructure costs, the model must capture (i) the asymmetry between expanding and reducing capacity, (ii) reconfiguration overheads, and (iii) ongoing maintenance. These are captured by the following:

$$\text{Cost}(C_k, C_{k-1}) = d [C_k - C_{k-1}]^+ - \kappa [C_{k-1} - C_k]^+ + \gamma \mathbf{1}_{\{C_k \neq C_{k-1}\}} + d' \cdot \Delta \cdot C_k \quad (16)$$

Here, d is the unit cost for adding capacity, κ is the income recovered per unit of released capacity (e.g., through reselling), and γ is the fixed cost of technical intervention incurred whenever the capacity changes. The term $d' \cdot \Delta \cdot C_k$ represents the maintenance cost over the interval duration Δ , where d' is the maintenance cost per unit of capacity per unit of time.

We state below the convexity of (16), which confirms the validity of Proposition 3.7 for this form of cost (16).

PROPOSITION 4.1. *The cost function (16) is convex in C_k for any fixed C_{k-1} , provided that $\kappa \leq d$.*

The proof can be found in Appendix A.

On the utility side, we aim to capture how SPs benefit from shared infrastructure. The utility should (i) increase with allocated capacity, (ii) exhibit diminishing returns due to saturation, and (iii) scale with SP's load. These are reflected in the following:

$$u_{i,k}^t = \beta_i \cdot l_{i,k}^t \cdot \left(1 - e^{-\xi_i \cdot h_{i,k}^t}\right) \quad (17)$$

where β_i represents the revenue per unit of demand (or request), $l_{i,k}^t$ is the load (the amount of user demands) received by SP i at time slot t during the decision interval I_k , and ξ_i governs the rate at which utility saturates as more capacity is allocated, reflecting diminishing marginal returns. Observe that the utility function is time-varying: its shape evolves across slots as load and resources change.

Empirical studies reveal that traffic load follows periodic patterns driven by daily cycles and seasonal trends [40]. We model it as:

$$l_{i,k}^t = B_{i,k}^t \cdot S_{i,k}^t \cdot L_{i,k}^t \cdot \rho \quad (18)$$

where $B_{i,k}^t$ captures the traffic level, $S_{i,k}^t$ models long-term seasonal trends (e.g., weekly or monthly cycles), $L_{i,k}^t$ represents the diurnal baseline, and ρ is the duration of each time slot t . Following [42], we define:

$$L_{i,k}^t = a_0 + \sum_{m=1}^M a_m \cdot \sin\left(\frac{2\pi m(t - t_m)}{24}\right) \quad (19)$$

with a_n and t_n representing the amplitude and phase shift, respectively, selected for each SP to induce heterogeneity in load patterns.

Model parameters are based on cloud pricing, where capacity denotes virtual CPU cores (vcores): $d = 10.94$ \$/vcore, $d' = 0.0225$ \$/hour/vcore [26], $\beta_i = 6 \times 10^{-6}$ \$/request [2], $\kappa = 60\% \cdot d$ \$/vcore, $\gamma = 2$ k\$, $\xi_i = 0.03$, and $\rho = 1$ hour.

4.2 Baseline Schemes: Static and Update Schemes

We present two benchmark schemes used for comparison with the proposed dynamic scheme.

4.2.1 Static scheme. In this scheme [28, 35], a fixed coalition $\mathcal{S} \subseteq \mathcal{N}$ is formed at the beginning of the investment period I and remains unchanged. A capacity C^* is deployed initially and cannot be reconfigured. The full investment horizon is denoted by $\mathcal{T} := \bigcup_{k=1}^K \mathcal{I}_k$, covering all time slots. Although capacity is fixed, resource allocation $\{h_i^t\}_{i \in \mathcal{S}, t \in \mathcal{T}}$ varies over time to adapt to demand.

$$v^{\text{stat}}(\mathcal{S}) := \max_{C, \{h_i^t\}_{i \in \mathcal{S}, t \in \mathcal{T}}} \left\{ \sum_{t \in \mathcal{T}} \sum_{i \in \mathcal{S}} u_i^t(h_i^t) - \text{Cost}(C) \right\} \quad (20)$$

$$\text{s.t.} \quad \sum_{i \in \mathcal{S}} h_i^t \leq C, \quad h_i^t \geq 0, \quad \forall t \in \mathcal{T} \quad (21)$$

4.2.2 Update scheme. In this scheme, coalition \mathcal{S} remains fixed throughout the investment period, as in the static scheme, but both the capacity and resource allocations can be updated at each epoch k .

$$v^{\text{upd}}(\mathcal{S}) := \sum_{k=1}^K \max_{C_k, \{h_{i,k}^t\}_{i \in \mathcal{S}, t \in \mathcal{I}_k}} \left\{ \sum_{t \in \mathcal{I}_k} \sum_{i \in \mathcal{S}} u_{i,k}^t(h_{i,k}^t) - \text{Cost}(C_k, C_{k-1}) \right\} \quad (22)$$

$$\text{s.t.} \quad \sum_{i \in \mathcal{S}} h_{i,k}^t \leq C_k, \quad h_{i,k}^t \geq 0, \quad \forall i \in \mathcal{S}, t \in \mathcal{I}_k \quad (23)$$

4.3 Evaluation

To simulate the unpredictability of opportunity costs, we model each player's opportunity cost at every decision epoch as a draw from a uniform distribution $U(a, b)$, where $[a, b]$ reflects the variability of opportunity costs (e.g., high values). To focus on scenarios relevant to co-investment, we consider the case in which the *InP* is strongly interested in it, setting their $v_{\text{InP},k}^{\text{out}}$ to 0. We consider a 5-year investment period with 1-year interval duration. We use the Karush–Kuhn–Tucker (KKT) conditions [14] to solve the optimization problem stated in Assumption 3.6 (thanks to Proposition 3.7, which shows that the problem is convex), in order to determine the infrastructure capacity and resource allocation.

4.3.1 Total Payoff and Capacity. We present in Fig. 1 the relationship between the total payoff (k\$) and the opportunity cost (k\$) for the three schemes, static, update, and dynamic. Both quantities are computed as averages over 20 simulation runs. The bounds in the x axis represent the range (minimum–maximum) of the opportunity cost. As the average opportunity cost increases (from 135 k\$ to 375 k\$), the corresponding average total payoff decreases across all schemes. The opportunity cost reflects the profit that players could earn outside the co-investment scheme. Therefore, when this external profit becomes more attractive, fewer players choose to participate in the co-investment, as the internal profit no longer exceeds their opportunity costs. This reduction in the number of participants leads to a lower overall total payoff for the coalition. Moreover, as shown in Fig. 1, under low opportunity cost (e.g., 135 k\$), the update scheme outperforms the static and dynamic schemes. The update scheme, in particular, benefits from its ability to adjust capacity while keeping a fixed coalition, offering better performance than the static scheme. It also performs better than the dynamic scheme because players' opportunity costs remain relatively stable, reducing the need for frequent reconfiguration and avoiding the transfer overhead that arises from players' entry and exit decisions in the dynamic scheme. However, under moderate (e.g., 195 k\$) and high opportunity costs (e.g., 315 k\$), the static and update schemes yield similar total payoffs. In these cases, the number of participating players decreases, and the benefit of capacity reconfiguration diminishes, while the associated overhead becomes increasingly impactful. When the opportunity cost is high (e.g., 315 k\$), the dynamic scheme clearly outperforms both. When the opportunity cost is very high (e.g., 375 k\$), the static and update schemes yield no co-investment, while the dynamic scheme remains effective. This advantage stems from its dual flexibility: it adjusts both coalition formation and infrastructure capacity at each epoch. As a result, players with fluctuating opportunity costs can join only when it is beneficial, avoiding the long-term commitment imposed by the static and update schemes, which fix participation from the start.

The error bars in Fig. 1 represent the standard deviation across 20 simulation runs. As volatility increases, standard deviations also tend to grow, reflecting greater uncertainty in player participation and coalition outcomes.

Fig. 2 illustrates the evolution of the installed infrastructure capacity across intervals, for the case of moderate opportunity cost, with values averaged over 20 simulation runs. The static scheme deploys a fixed capacity, which may not align with actual demand. The update scheme adjusts capacity to the load (commented later in Fig. 5), avoiding overprovisioning and underinvestment. In addition to this, the dynamic scheme also matches capacity to participating players.

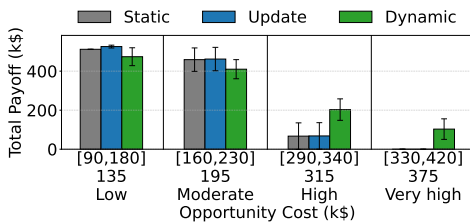


Fig. 1. Total payoff under different opportunity costs, with values averaged over 20 simulation runs

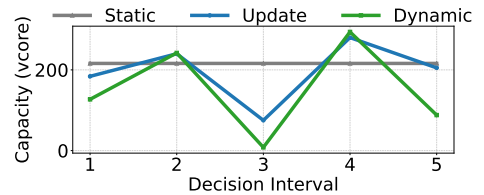


Fig. 2. Infrastructure capacity evolution across intervals, for the case of moderate opportunity cost, with values averaged over 20 simulation runs

4.3.2 Individual Payoffs. Fig. 3 presents the payoff of each player across intervals (before applying fees, penalties, and compensations in the dynamic scheme), for the case of moderate opportunity cost and for a single simulation. In the static scheme, payoffs remain constant despite variations in

SPs' demand (commented later in Fig. 5). The update scheme adapts better to demand fluctuations, but its inflexibility in terms of player participation may deter some players. An example is SP1 and SP5: they do not participate in the update scheme, but they join the dynamic scheme. Even when the opportunity cost is moderate, where as shown in Fig. 1 the total payoff of the update model exceeds that of the dynamic one on average, the dynamic scheme still offers an advantage by allowing SP1 and SP5 to participate selectively in intervals where it is beneficial for them to do so, i.e., when their payoffs are high enough to exceed their opportunity costs. Additional advantages appear under high and very high opportunity cost values, where the dynamic scheme already attains higher total payoffs. In Appendix B, it is shown that for high opportunity costs, the dynamic scheme yields higher total and individual payoffs and forms larger coalitions compared to the update and static schemes. At very high opportunity costs, no coalition is formed in the static and update schemes, whereas the dynamic scheme still maintains some coalitions. Note that in the static and update schemes (see Fig.3), there can be intervals in which the payoff is lower than the opportunity cost (e.g., SP3 in interval 4 and SP2 in interval 3). However, players still participate if, cumulatively over the 5 intervals, their payoff is higher than their opportunity cost. In the dynamic scheme, however, players evaluate their participation interval by interval, without considering such cumulative quantities, and are again allowed to join, remain in, or leave the coalition.

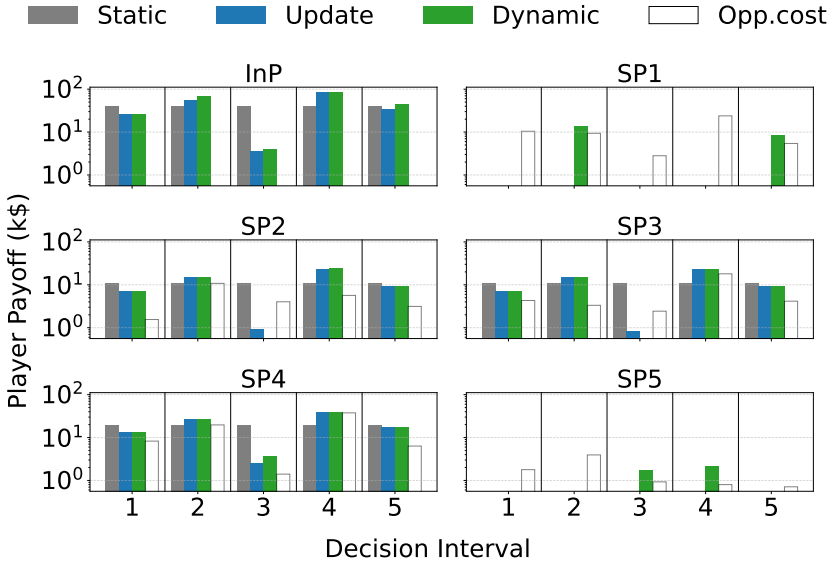


Fig. 3. Per-player payoff $x_{i,k}^{S_k}$ across intervals, for the case of moderate opportunity cost and for one simulation run

4.3.3 Player Participation and Transfer Rules. Fig. 4 illustrates the dynamic-compatible coalition formation, for the case of moderate opportunity cost and for a single simulation run. We observe, for instance, that SP1 joins the coalition in interval 2 after paying an entry fee. Only SP2 receives compensation because it incurs a loss when SP1 joins, while the others gain more profit and are willing to accept SP1's participation. Moreover, in interval 3, SP1, SP2 and SP3 leave the coalition while SP5 joins. These players incur exit penalties and entry fees, respectively. The reason is that their departure leads to a smaller coalition, leaving the *InP* alone. The *InP* must still fulfill their responsibilities, reselling unused capacity and covering technician costs. The compensation owed

to the *InP* is funded by the transfers collected from the exiting and entering SPs. Thanks to this mechanism, the *InP* is better off remaining in the coalition despite being alone. In contrast, we observe that SP2 and SP3 join the coalition in interval 4 without paying an entry fee. This is because more players are present in interval 4 than in interval 3, resulting in a higher total and individual payoff. As a result, no persistent player suffers a loss, and no compensation is required.

To better understand the cause underlying the evolution of the dynamic participation under the dynamic scheme, Fig. 5 shows the evolution of traffic level across intervals. A drop in demand is clearly visible in interval 3, reducing revenues for SPs and explaining their temporary withdrawal. In contrast, traffic rises again in interval 4, prompting several SPs to rejoin the coalition. This effect is reflected in Fig. 6, which displays the empirical probability that each player is in the dynamic-compatible coalition during each interval, across the 20 simulation runs, for the case of moderate opportunity cost. A value close to 1 indicates that the player is almost always in the coalition at that interval, while values near 0 reflect rare participation. The *InP* exhibits the highest presence, reflecting their central role in infrastructure provision and their incentive to remain to avoid bearing infrastructure costs alone. However, it may leave in low-demand intervals (e.g., interval 5, see Fig. 5), where insufficient revenue leads to a negative payoff. This is also reinforced by the decreasing probability of participation of other players, which reduces the coalition size and thus further decreases the *InP*'s payoff. In any case, the *InP* never pays fees or penalties, reflecting their essential role in capacity provision. SP2, SP3, and SP4 show high participation probabilities across most intervals. This stability is driven by their substantial demands, making coalition participation consistently beneficial. In contrast, SP5 exhibits lower participation, joining opportunistically when their payoff in the coalition exceeds their opportunity cost, and staying out otherwise. Interestingly, in interval 3, participation drops for SP1–SP4 due to a temporary dip in their demand (and thus their revenues), caused by drop in traffic level as shown in Fig. 5. This drop reflects a period when users were less interested in MEC services, leading the SPs to temporarily leave the co-investment until demand rose again. In contrast, SP5, despite being a smaller player (i.e., SP5 has the lowest user demand among all SPs), finds it favorable to join, as the conditions now yield a better payoff relative to their cost. This illustrates how fluctuating demand interacts with opportunity cost to shape coalition formation under the dynamic scheme.

4.3.4 Sensitivity to Reconfiguration Costs. We vary κ and γ in (16) to assess their impact, for the case of moderate opportunity cost, with values averaged over 20 simulation runs. Changes in κ (0–6 \$/vcore) had little impact, indicating that capacity is driven by demand rather than resale value. In contrast, increasing γ (2 k\$–4 k\$) reduced total payoff, most significantly in the dynamic scheme due to frequent reconfigurations, moderately in the update scheme with a fixed coalition, and minimally in the static scheme, which incurs γ only at the beginning.

5 Conclusion

This paper introduced a co-investment scheme for infrastructure deployment and maintenance involving an *InP* and multiple SPs. The model accounts for *unforeseeable* opportunity cost and allows players to dynamically join, remain in, or leave the coalition over time. Using coalitional game formulation, cooperation is supported over time through transfer rules, including entry fees, exit penalties, and compensations. A sequential decision problem determines the optimal coalition, infrastructure level, and resource allocation at each epoch. Applied to MEC deployment, the dynamic scheme outperforms the baseline schemes in terms of payoffs, under high opportunity costs. For future work, we aim to address uncertainty in revenues and user demand through stochastic modeling and to extend the analysis to non-truthful settings, where players may strategically misreport their opportunity cost.

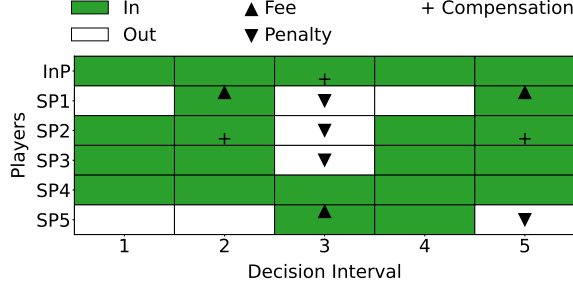


Fig. 4. Participation evolution across intervals, for the case of moderate opportunity cost and for the same simulation run presented in Fig. 3

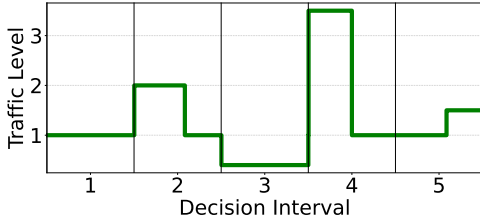


Fig. 5. Traffic level evolution $B_{i,k}^t$ (see (18)) across intervals



Fig. 6. Player presence probabilities across intervals, for the case of a moderate opportunity cost over 20 simulation runs

References

- [1] [n. d.]. The repository will be provided upon acceptance (for anonymity reasons).
- [2] Amazon Web Services. 2024. AWS Lambda Pricing. <https://aws.amazon.com/fr/lambda/pricing/>. Accessed: 2024-07-18.
- [3] Mark Armstrong. 2001. The Theory of Access Pricing and Interconnection. *MPRA Paper, University Library of Munich, Germany* 1 (2001).
- [4] Tone Arnold and Ulrich Schwalbe. 2002. Dynamic coalition formation and the core. *Journal of economic behavior & organization* 49, 3 (2002), 363–380.
- [5] Yoram Bachrach, Edith Elkind, Reshef Meir, Dmitrii Pasechnik, Michael Zuckerman, Jörg Rothe, and Jeffrey S Rosenschein. 2009. The cost of stability in coalitional games. In *International Symposium on Algorithmic Game Theory*. Springer, 122–134.
- [6] Brendan Badia, Randall A Berry, and Ermin Wei. 2019. Investment in EV charging spots for parking. *IEEE Transactions on Network Science and Engineering* 7, 2 (2019), 650–661.
- [7] Dario Bauso and Judith Timmer. 2009. Robust dynamic cooperative games. *International Journal of Game Theory* 38, 1 (2009), 23–36.
- [8] EF Beckenbach. 1948. Convex functions. *Bull. Amer. Math. Soc.* 54, 5 (1948), 439–460.
- [9] Elisa Jayne Bienenstock and Phillip Bonacich. 1992. The core as a solution to exclusionary networks. *Social Networks* 14, 3-4 (1992), 231–243.
- [10] Francis Bloch. 1996. Sequential formation of coalitions in games with externalities and fixed payoff division. *Games and economic behavior* 14, 1 (1996), 90–123.
- [11] Bloomberg News. 2024. Meta and Deutsche Telekom’s Fight Over Data Costs Is Only Going to Get Worse. <https://www.bloomberg.com/news/newsletters/2024-10-01/meta-and-deutsche-telekom-s-fight-over-data-cost-is-only-going-to-get-worse>. Accessed: 18 July 2025.
- [12] Boston Consulting Group. 2021. What It Takes to Win the Edge Computing Battle. <https://www.bcg.com/publications/2021/what-it-takes-to-win-the-edge-computing-battle>. Accessed: 18 July 2025.

- [13] Marc Bourreau, Steffen Hoernig, and Winston Maxwell. 2020. *Implementing co-investment and network sharing*. Centre on Regulation in Europe asbl (CERRE).
- [14] Stephen Boyd and Lieven Vandenbergh. 2004. *Convex optimization*. Cambridge university press, Cambridge.
- [15] Martin Bullinger and René Romen. 2025. Stability in online coalition formation. *Journal of Artificial Intelligence Research* 82 (2025), 2423–2452.
- [16] Business Research Insights. 2024. Edge Computing Market Size, Share and Growth Report (2024–2031). <https://www.businessresearchinsights.com/market-reports/edge-computing-market-124881>. Accessed: 18 July 2025.
- [17] Lorela Cano, Antonio Capone, Giuliana Carello, Matteo Cesana, and Mauro Passacantando. 2017. On optimal infrastructure sharing strategies in mobile radio networks. *IEEE Transactions on Wireless Communications* 16, 5 (2017), 3003–3016.
- [18] Claudia-Melania Chituc and Shimon Y Nof. 2007. The Join/Leave/Remain (JLR) decision in collaborative networked organizations. *Computers & Industrial Engineering* 53, 1 (2007), 173–195.
- [19] Fortune Business Insights. 2024. Edge Computing Market Size, Share, Growth (2024–2032). <https://www.fortunebusinessinsights.com/edge-computing-market-103760>. Accessed: 18 July 2025.
- [20] Jerry A Hausman. 2003. Regulated costs and prices in telecommunications. In *Emerging Telecommunications Networks*. Edward Elgar Publishing.
- [21] Mingjia He, Andrea Censi, Emilio Frazzoli, and Gioele Zardini. 2024. Co-investment with Payoff Sharing Benefit Operators and Users in Network Design. *arXiv preprint arXiv:2409.19409* (2024).
- [22] Siew-Lee Hew and Langford B White. 2008. Cooperative resource allocation games in shared networks: Symmetric and asymmetric fair bargaining models. *IEEE Transactions on Wireless Communications* 7, 11 (2008), 4166–4175.
- [23] Iordanis Koutsopoulos, Angeliki Anastopoulou, and Merkourios Karaliopoulos. 2019. Economics of investment and use of shared network infrastructures. In *IEEE INFOCOM 2019-IEEE Conference on Computer Communications Workshops (INFOCOM WKSHPS)*. IEEE, 20–25.
- [24] Ehud Lehrer and Marco Scarsini. 2013. On the core of dynamic cooperative games. *Dynamic Games and Applications* 3, 3 (2013), 359–373.
- [25] Djamal-Eddine Meddour, Tinku Rasheed, and Yvon Gourhant. 2011. On the role of infrastructure sharing for mobile network operators in emerging markets. *Computer networks* 55, 7 (2011), 1576–1591.
- [26] Microsoft Azure. [n. d.]. Pricing - Azure Stack Edge. <https://azure.microsoft.com/en-us/pricing/details/azure-stack/edge/>. Accessed: 2025-01-09.
- [27] Angelia Nedić and Dario Bauso. 2012. Dynamic coalitional TU games: Distributed bargaining among players’ neighbors. *IEEE Trans. Automat. Control* 58, 6 (2012), 1363–1376.
- [28] Rosario Patanè, Andrea Araldo, Tijani Chahed, Diego Kiedanski, and Daniel Kofman. 2023. Coalitional Game-Theoretical Approach to Coinvestment with Application to Edge Computing. In *2023 IEEE 20th Consumer Communications & Networking Conference (CCNC)*. IEEE, 517–522.
- [29] Ana Peleteiro, Juan C Burguillo, Josep Ll Arcos, and Juan A Rodriguez-Aguilar. 2014. Fostering cooperation through dynamic coalition formation and partner switching. *ACM Transactions on Autonomous and Adaptive Systems (TAAS)* 9, 1 (2014), 1–31.
- [30] Robert S Pindyck. 1993. A note on competitive investment under uncertainty. *The American Economic Review* 83, 1 (1993), 273–277.
- [31] Martin L Puterman. 2014. *Markov decision processes: discrete stochastic dynamic programming*. John Wiley & Sons.
- [32] Aitazaz Ali Raja and Sergio Grammatico. 2021. Payoff distribution in robust coalitional games on time-varying networks. *IEEE Transactions on Control of Network Systems* 9, 1 (2021), 511–520.
- [33] A Wayne Roberts and Dale E Varberg. 1974. *Convex Functions: Convex Functions*. Vol. 57. Academic Press, New York.
- [34] Walid Saad, Zhu Han, Mérouane Debbah, Are Hjørungnes, and Tamer Basar. 2009. Coalitional game theory for communication networks. *Ieee signal processing magazine* 26, 5 (2009), 77–97.
- [35] Amal Sakr, Andrea Araldo, Tijani Chahed, Rosario Patanè, and Daniel Kofman. 2025. Co-investment Under Uncertainty: Coalitional Game Formulation and Application to Edge Computing. In *IEEE International Conference on Communications (ICC)*.
- [36] Alejandro Santoyo-González and Cristina Cervelló-Pastor. 2018. Edge nodes infrastructure placement parameters for 5G networks. In *2018 IEEE Conference on Standards for Communications and Networking (CSCN)*. IEEE, 1–6.
- [37] Mahadev Satyanarayanan. 2017. The emergence of edge computing. *Computer* 50, 1 (2017), 30–39.
- [38] David Schmeidler. 1969. The nucleolus of a characteristic function game. *SIAM Journal on applied mathematics* 17, 6 (1969), 1163–1170.
- [39] Lloyd S Shapley. 1971. Cores of convex games. *International journal of game theory* 1 (1971), 11–26.
- [40] Hongzhi Shi and Yong Li. 2018. Discovering periodic patterns for large scale mobile traffic data: Method and applications. *IEEE Transactions on Mobile Computing* 17, 10 (2018), 2266–2278.

- [41] Gerard Van der Laan and René Van den Brink. 2002. A Banzhaf Share Function for Cooperative Games in Coalition Structure. *Theory and Decision* 53 (2002), 61–86.
- [42] Alba P Vela, Anna Via, Fernando Morales, Marc Ruiz, and Luis Velasco. 2016. Traffic generation for telecom cloud-based simulation. In *2016 18th International Conference on Transparent Optical Networks (ICTON)*. IEEE, 1–4.
- [43] Rui Wu, Guoming Tang, Tao Chen, Deke Guo, Lailong Luo, and Wenjie Kang. 2021. A profit-aware coalition game for cooperative content caching at the network edge. *IEEE Internet of Things Journal* 9, 2 (2021), 1361–1373.
- [44] Fanglin Ye, Nicholas Paulson, and Madhu Khanna. 2024. Strategic innovation and technology adoption under technological uncertainty. *Journal of Economic Dynamics and Control* 165 (2024), 104879.
- [45] Faheem Zafari, Kin K Leung, Don Towsley, Prithwish Basu, and Ananthram Swami. 2019. A game-theoretic framework for resource sharing in clouds. In *2019 12th IFIP Wireless and Mobile Networking Conference (WMNC)*. IEEE, 8–15.
- [46] Faheem Zafari, Jian Li, Kin K Leung, Don Towsley, and Ananthram Swami. 2018. A game-theoretic approach to multi-objective resource sharing and allocation in mobile edge. In *Proceedings of the 2018 on Technologies for the Wireless Edge Workshop*. 9–13.
- [47] Wei Zhao, Wen Qiu, Chuanhua Zhou, Zhi Liu, and Takahiro Hara. 2018. Edge-node assisted live video streaming: A coalition formation game approach. In *2018 IEEE Globecom Workshops (GC Wkshps)*. IEEE, 1–6.

A Proof of Proposition 4.1

Let $C_k \in \mathbb{R}_+$ be the variable of interest, and let $C_{k-1} \in \mathbb{R}_+$ be a fixed reference point. Define the function:

$$f(C_k) = \text{Cost}(C_k, C_{k-1}) \stackrel{(16)}{=} d[C_k - C_{k-1}]^+ - \kappa[C_{k-1} - C_k]^+ + \gamma \mathbf{1}_{C_k \neq C_{k-1}} + d' \cdot \Delta \cdot C_k \quad (24)$$

We aim to prove that (24) is a convex function of C_k . We verify Convexity via Jensen's Inequality [8]. Let $C_k^1, C_k^2 \in \mathbb{R}_+$, and let $\lambda \in [0, 1]$. We wish to prove:

$$f(\lambda C_k^1 + (1 - \lambda)C_k^2) \leq \lambda f(C_k^1) + (1 - \lambda)f(C_k^2) \quad (25)$$

We proceed by cases.

- (1) $C_k^1, C_k^2 < C_{k-1}$: On this region, (24) takes the form:

$$f(C_k) = \kappa C_k - \kappa C_{k-1} + \gamma + d' \cdot \Delta \cdot C_k \quad (26)$$

This is affine in C_k , but we verify convexity explicitly using (25).

Let $C_k^\lambda := \lambda C_k^1 + (1 - \lambda)C_k^2$. Then:

$$\begin{aligned} f(C_k^\lambda) &= \kappa C_k^\lambda - \kappa C_{k-1} + \gamma + d' \cdot \Delta \cdot C_k^\lambda \\ &= \kappa(\lambda C_k^1 + (1 - \lambda)C_k^2) - \kappa C_{k-1} + \gamma + d' \cdot \Delta \cdot (\lambda C_k^1 + (1 - \lambda)C_k^2) \\ &= \lambda(\kappa C_k^1 + d' \cdot \Delta \cdot C_k^1) + (1 - \lambda)(\kappa C_k^2 + d' \cdot \Delta \cdot C_k^2) - \kappa C_{k-1} + \gamma \\ &= \lambda f(C_k^1) + (1 - \lambda)f(C_k^2) \end{aligned} \quad (27)$$

(25) holds with equality and (24) is convex on the region $C_k < C_{k-1}$.

- (2) $C_k^1, C_k^2 > C_{k-1}$

Now (24) becomes:

$$f(C_k) = dC_k - dC_{k-1} + \gamma + d' \cdot \Delta \cdot C_k \quad (28)$$

Again, define $C_k^\lambda := \lambda C_k^1 + (1 - \lambda)C_k^2$. Then:

$$\begin{aligned} f(C_k^\lambda) &= dC_k^\lambda - dC_{k-1} + \gamma + d' \cdot \Delta \cdot C_k^\lambda \\ &= d(\lambda C_k^1 + (1 - \lambda)C_k^2) - dC_{k-1} + \gamma + d' \cdot \Delta \cdot (\lambda C_k^1 + (1 - \lambda)C_k^2) \\ &= \lambda(dC_k^1 + d' \cdot \Delta \cdot C_k^1) + (1 - \lambda)(dC_k^2 + d' \cdot \Delta \cdot C_k^2) - dC_{k-1} + \gamma \\ &= \lambda f(C_k^1) + (1 - \lambda)f(C_k^2) \end{aligned} \quad (29)$$

(25) again holds with equality and (24) is convex on the region $C_k > C_{k-1}$.

- (3) $C_k^1 < C_{k-1} < C_k^2$: This is the critical case, as (24) has a discontinuity at $C_k = C_{k-1}$.

We have:

$$\lim_{C_k \rightarrow C_{k-1}^+} f(C_k) = d' \cdot \Delta \cdot C_{k-1} + \gamma, \quad f(C_{k-1}) = d' \cdot \Delta \cdot C_{k-1} \quad (30)$$

So, the function has a downward jump at $C_k = C_{k-1}$, and (25) can fail.

To restore convexity, define the adjusted function:

$$g(C_k) := \begin{cases} f(C_k), & C_k \neq C_{k-1} \\ f(C_k) + \gamma = d' \cdot \Delta \cdot C_{k-1} + \gamma, & C_k = C_{k-1} \end{cases} \quad (31)$$

Let $C_k^1 < C_{k-1} < C_k^2$, and $C_k^\lambda := \lambda C_k^1 + (1 - \lambda)C_k^2$.

- If $C_k^\lambda \neq C_{k-1}$, then $C_k^\lambda = \lambda C_k^1 + (1 - \lambda)C_k^2$ lies strictly on one side of the discontinuity. That is, either $C_k^\lambda < C_{k-1}$ or $C_k^\lambda > C_{k-1}$. In either case, $g(C_k^\lambda) = f(C_k^\lambda)$ belongs to one of the affine branches and convexity holds (see cases 1 and 2).
- If $C_k^\lambda = C_{k-1}$, then according to (25), we want to prove:

$$\lambda g(C_k^1) + (1 - \lambda)g(C_k^2) \geq g(C_k^\lambda) \quad (32)$$

We have:

$$g(C_k^1) = (\kappa + d' \cdot \Delta)C_k^1 - \kappa C_{k-1} + \gamma \quad (33)$$

$$g(C_k^2) = (d + d' \cdot \Delta)C_k^2 - dC_{k-1} + \gamma \quad (34)$$

$$g(C_{k-1}) = d' \cdot \Delta \cdot C_{k-1} + \gamma \quad (35)$$

We substitute (33)–(35) into (32):

$$\lambda g(C_k^1) + (1 - \lambda)g(C_k^2) - g(C_{k-1}) = \lambda[(\kappa + d' \cdot \Delta) \cdot C_k^1 - \kappa C_{k-1} + \gamma] \quad (36)$$

$$+ (1 - \lambda)[(d + d' \cdot \Delta) \cdot C_k^2 - dC_{k-1} + \gamma] \\ - (d' \cdot \Delta \cdot C_{k-1} + \gamma)$$

$$= \lambda(\kappa + d' \cdot \Delta) \cdot C_k^1 + (1 - \lambda)(d + d' \cdot \Delta) \cdot C_k^2 \\ - [\lambda\kappa + (1 - \lambda)d]C_{k-1} + \gamma + d' \cdot \Delta \cdot C_{k-1} - d' \cdot \Delta \cdot C_{k-1} - \gamma \\ = \lambda\kappa(C_k^1 - C_{k-1}) + (1 - \lambda)d(C_k^2 - C_{k-1}) \\ + d' \cdot \Delta \cdot [\lambda(C_k^1 - C_{k-1}) + (1 - \lambda)(C_k^2 - C_{k-1})] \quad (37)$$

But since $C_k^\lambda = \lambda C_k^1 + (1 - \lambda)C_k^2$, we have

$$\lambda(C_k^1 - C_{k-1}) + (1 - \lambda)(C_k^2 - C_{k-1}) = C_k^\lambda - C_{k-1} \quad (38)$$

At the crossing point, we specifically consider λ such that $C_k^\lambda = C_{k-1}$, so the term multiplying $d' \cdot \Delta$ in (37) vanishes. Therefore, (37) becomes:

$$\lambda g(C_k^1) + (1 - \lambda)g(C_k^2) - g(C_{k-1}) = \lambda\kappa(C_k^1 - C_{k-1}) + (1 - \lambda)d(C_k^2 - C_{k-1}) \quad (39)$$

We prove the inequality in this crossing case explicitly. Because $C_k^1 < C_{k-1} < C_k^2$, we know

$$C_k^1 - C_{k-1} < 0 \quad \text{and} \quad C_k^2 - C_{k-1} > 0 \quad (40)$$

Moreover, since $\kappa \leq d$, we have:

$$\lambda\kappa(C_k^1 - C_{k-1}) \geq \lambda d(C_k^1 - C_{k-1}), \quad (41)$$

and therefore from (39):

$$\lambda g(C_k^1) + (1 - \lambda)g(C_k^2) - g(C_{k-1}) \geq \lambda d(C_k^1 - C_{k-1}) + (1 - \lambda)d(C_k^2 - C_{k-1}) \quad (42)$$

$$\Longleftrightarrow$$

$$\lambda g(C_k^1) + (1 - \lambda)g(C_k^2) - g(C_{k-1}) \geq d[\lambda(C_k^1 - C_{k-1}) + (1 - \lambda)(C_k^2 - C_{k-1})] \quad (43)$$

$$\Longleftrightarrow$$

$$\lambda g(C_k^1) + (1 - \lambda)g(C_k^2) - g(C_{k-1}) \geq d(\lambda C_k^1 + (1 - \lambda)C_k^2 - C_{k-1}) = 0 \quad (44)$$

Therefore, (32) holds, provided that $d \geq \kappa$. So convexity of $g(\cdot)$ is preserved.

Since:

- $f(C_k) = g(C_k)$ for all $C_k \neq C_{k-1}$,
- $f(C_k) < g(C_k)$ only at one point,
- $g(C_k)$ is convex,

We conclude that $f(C_k)$ is convex and (25) holds.

- (4) $C_k^1 < C_{k-1}$, $C_k^2 = C_{k-1}$:

Let $C_k^\lambda = \lambda C_k^1 + (1 - \lambda)C_{k-1}$.

- If $\lambda < 1$, then $C_k^\lambda < C_{k-1}$, so:

$$\begin{aligned} g(C_k^\lambda) &= f(C_k^\lambda) = \kappa C_k^\lambda - \kappa C_{k-1} + \gamma + d' \Delta C_k^\lambda \\ &= \kappa(\lambda C_k^1 + (1 - \lambda)C_{k-1}) - \kappa C_{k-1} + \gamma + d' \Delta(\lambda C_k^1 + (1 - \lambda)C_{k-1}) \\ &= \lambda \kappa C_k^1 + (1 - \lambda)\kappa C_{k-1} - \kappa C_{k-1} + \gamma + \lambda d' \Delta C_k^1 + (1 - \lambda)d' \Delta C_{k-1} \\ &= \lambda \kappa C_k^1 - \lambda \kappa C_{k-1} + \gamma + \lambda d' \Delta C_k^1 + (1 - \lambda)d' \Delta C_{k-1} \end{aligned} \quad (45)$$

We also compute:

$$g(C_k^1) = f(C_k^1) = \kappa C_k^1 - \kappa C_{k-1} + \gamma + d' \cdot \Delta \cdot C_k^1 \quad (46)$$

$$g(C_k^2) = g(C_{k-1}) = f(C_{k-1}) + \gamma = d' \cdot \Delta \cdot C_{k-1} + \gamma \quad (47)$$

Substituting (46) and (47) into the RHS of (32):

$$\begin{aligned} \lambda g(C_k^1) + (1 - \lambda)g(C_k^2) &= \lambda(\kappa C_k^1 - \kappa C_{k-1} + \gamma + d' \cdot \Delta \cdot C_k^1) \\ &\quad + (1 - \lambda)(d' \cdot \Delta \cdot C_{k-1} + \gamma) \\ &= \lambda \kappa C_k^1 - \lambda \kappa C_{k-1} + \gamma + \lambda d' \cdot \Delta \cdot C_k^1 + (1 - \lambda)d' \cdot \Delta \cdot C_{k-1} \end{aligned} \quad (48)$$

Observe that (48) = (45). Thus, (32) holds with equality.

- If $\lambda = 1$, then $C_k^\lambda = C_k^1$, and (32) becomes:

$$g(C_k^1) = g(C_k^\lambda) \Rightarrow (32) \text{ holds with equality.} \quad (49)$$

We conclude that (25) holds.

- (5) $C_k^1 = C_{k-1}$, $C_k^2 > C_{k-1}$

Let $C_k^\lambda = \lambda C_{k-1} + (1 - \lambda)C_k^2$

- If $\lambda > 0$, then $C_k^\lambda > C_{k-1}$, so:

$$\begin{aligned}
 g(C_k^\lambda) &= dC_k^\lambda - dC_{k-1} + \gamma + d' \cdot \Delta \cdot C_k^\lambda \\
 &= d(\lambda C_{k-1} + (1-\lambda)C_k^2) - dC_{k-1} + \gamma + d' \cdot \Delta \cdot (\lambda C_{k-1} + (1-\lambda)C_k^2) \\
 &= \lambda dC_{k-1} + (1-\lambda)dC_k^2 - dC_{k-1} + \gamma + \lambda d' \cdot \Delta \cdot C_{k-1} + (1-\lambda)d' \cdot \Delta \cdot C_k^2 \\
 &= (1-\lambda)(dC_k^2 - dC_{k-1}) + \gamma + \lambda d' \cdot \Delta \cdot C_{k-1} + (1-\lambda)d' \cdot \Delta \cdot C_k^2
 \end{aligned} \tag{50}$$

We compute:

$$g(C_k^1) = g(C_{k-1}) = f(C_{k-1}) + \gamma = d' \cdot \Delta \cdot C_{k-1} + \gamma \tag{51}$$

$$g(C_k^2) = f(C_k^2) = dC_k^2 - dC_{k-1} + \gamma + d' \cdot \Delta \cdot C_k^2 \tag{52}$$

Substituting (51) and (52) into the RHS of (25):

$$\begin{aligned}
 \lambda g(C_k^1) + (1-\lambda)g(C_k^2) &= \lambda(d' \cdot \Delta \cdot C_{k-1} + \gamma) + (1-\lambda)(dC_k^2 - dC_{k-1} + \gamma + d' \cdot \Delta \cdot C_k^2) \\
 &= \gamma + \lambda d' \cdot \Delta \cdot C_{k-1} + (1-\lambda)(dC_k^2 - dC_{k-1} + d' \cdot \Delta \cdot C_k^2)
 \end{aligned} \tag{53}$$

Observe that both (53) and (50) match. Thus, (32) holds with equality again.

- If $\lambda = 0$, then $C_k^\lambda = C_k^2$, and we have:

$$g(C_k^2) = g(C_k^\lambda) \Rightarrow (32) \text{ holds with equality.} \tag{54}$$

We conclude that (25) holds.

Finally, we conclude that (24) is convex function of C_k for all cases, which proves the proposition.

B Additional Figures

Fig. 7 and Fig. 8 present the payoff of each player across intervals for a single simulation run under high and very high opportunity cost values, respectively. In this scenario, the dynamic scheme performs better not only in terms of total payoff (as shown in Fig. 1) but also in maintaining player participation. When the opportunity cost is high, we observe in Fig. 7 that only a coalition between the *InP* and SP4 is formed in the static and update schemes, whereas the dynamic scheme allows broader participation, forming coalitions between the *InP* and SPs 1–4 in interval 4. The dynamic scheme enables more players to join the coalition when it is beneficial for them and provides greater flexibility. In terms of individual payoffs, the dynamic scheme achieves at least the payoff obtained in the static and update schemes. When the opportunity cost is very high, we observe that in Fig. 8 the static and update schemes yield no co-investment, no players form coalition, whereas the dynamic scheme still forms limited coalitions in certain intervals (e.g., between the *InP* and SP3 in interval 2).

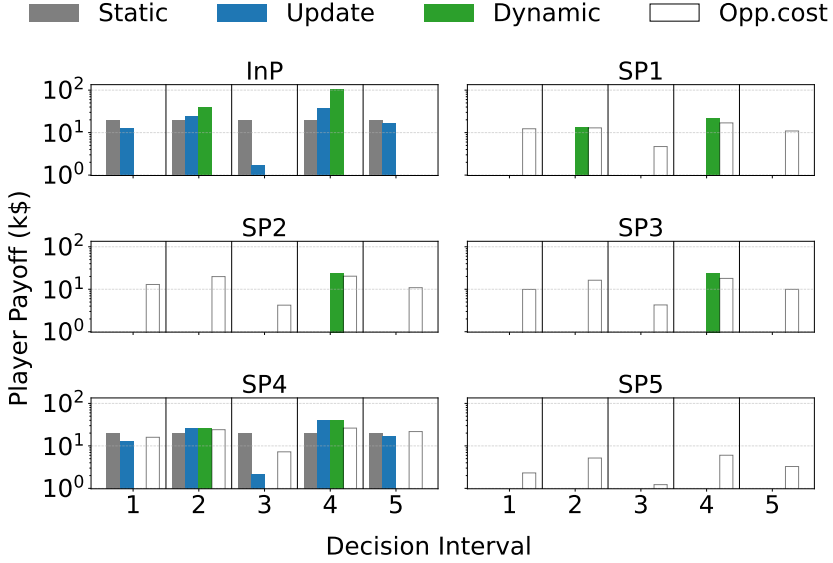


Fig. 7. Per-player payoff $x_{i,k}^{S_k}$ across intervals, for the case of high opportunity cost and for a single simulation run

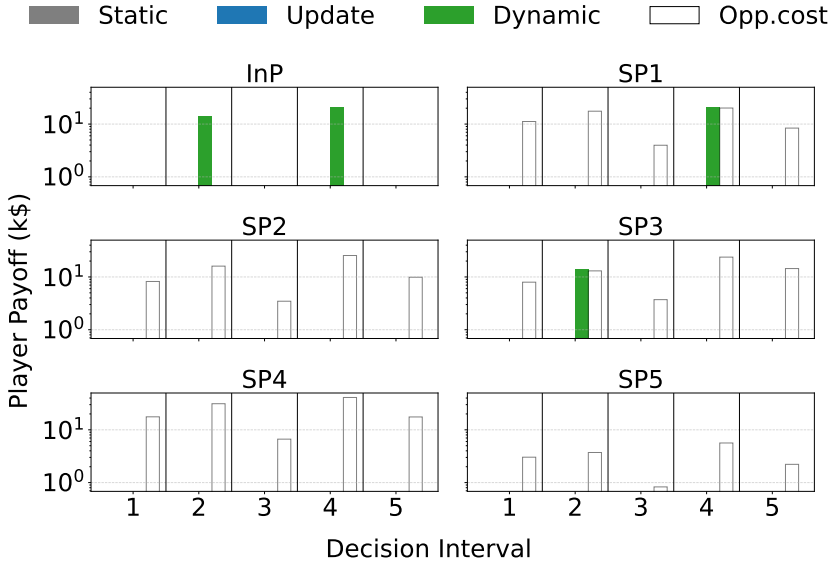


Fig. 8. Per-player payoff $x_{i,k}^{S_k}$ across intervals, for the case of very high opportunity cost and for a single simulation run