

SpeechLLMs for Large-scale Contextualized Zero-shot Slot Filling

Kadri Hacıoglu, Manjunath K E, Andreas Stolcke

Uniphore

{kadri.hacioglu, manjunath.ke, andreas.stolcke}@uniphore.com

Abstract

Slot filling is a crucial subtask in spoken language understanding (SLU), traditionally implemented as a cascade of speech recognition followed by one or more natural language understanding (NLU) components. The recent advent of speech-based large language models (speechLLMs), which integrate speech and textual foundation models, has opened new avenues for achieving speech understanding tasks in a more unified, generative, and instruction-following manner while promising data and compute efficiency with zero-shot abilities, generalizing to unseen slot labels. We address the slot-filling task by creating an empirical upper bound for the task, identifying performance, robustness, and generalization gaps, and proposing improvements to the training data, architecture, and training strategies to narrow the gap with the upper bound result. We show that each of these measures improve performance substantially, while highlighting practical challenges and providing empirical guidance and insights for harnessing these emerging models.

1 Introduction

Modern conversational AI systems require a sophisticated integration of speech, language, and world knowledge combined with advanced understanding, reasoning, and generation capabilities to perform context-dependent NLP tasks effectively. This requires a tightly integrated model that can process long-form inputs empowered by high-quality representations of linguistic and world knowledge.

Recently a unified approach that leverages both speech and text modalities, either in single-task or multitask configurations, has emerged, capitalizing on recent advances in text and speech foundation models (Brown et al., 2020; Touvron et al., 2023; OpenAI, 2023; Naveed et al., 2024; Hsu et al., 2021; Chen et al., 2022; Mohamed et al., 2022) trained on web-scale datasets, which yield both data and computational efficiency.

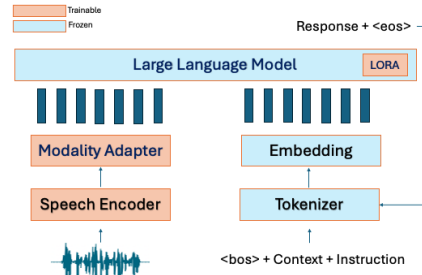


Figure 1: SpeechLLM architecture

We use the term speech large language model (speechLLM) for an architecture that tightly couples speech and text modalities through a decoder-only large language model, for speech recognition and understanding tasks generating textual outputs. This tight coupling addresses the challenges of error propagation, information loss and disjoint optimization in the traditional loosely coupled, cascaded systems.

Slot filling is a key spoken language understanding (SLU) task in goal-oriented conversational systems where a model extracts structured information by identifying and extracting the slot labels and their values within the user’s query (Tur and De Mori, 2011). This information is essential for allowing the system to understand user requests and intents to take appropriate actions toward fulfilling their goals. Traditionally, these systems, either in cascade or end-to-end form, were typically designed for specific closed domains for a predefined set of slot types, limiting their adaptability and generalization to new domains or even for evolving requirements within the same domain.

Therefore, a model’s zero-shot ability in slot filling, i.e., its capacity to generalize to unseen slot labels without having seen them in training, is crucial for deployment in dynamic environments where new user intents and slot types frequently

emerge. SpeechLLMs are a natural solution for this task, allowing unseen labels to be specified via text modality and using instructions to capture their meaning and relationship to linguistic constructs during inference.

In our work, among many possible speechLLM architectures (Peng et al., 2024; Cui et al., 2025; Gong et al., 2023; Tang et al., 2024; Maiti et al., 2024; Chen et al., 2024a; Chu et al., 2024; Shu et al., 2023; Wu et al., 2023; Wang et al., 2023; Hu et al., 2024; Chen et al., 2024b), we considered and implemented one that has a structure very similar to SpeechVerse (Das et al., 2024).

As shown in Figure 1, it consists of three main components: a speech encoder, a modality adapter, and a pretrained large language model (LLM). This architecture is designed to jointly process speech signals and textual instructions, enabling it to perform a wide range of tasks that require understanding of both speech and text. The system combines the processed audio features from the pretrained speech encoder and modality adapter with the text embeddings along the time/position dimension to feed them into the LLM. This allows the model to generate an output probability distribution conditioned on both speech and text. The modality adapter transforms the speech modality into a representation compatible with the linguistic input space of the LLM. The foundational models, pretrained at scale in their respective modalities, promise data-efficient development. Moreover, small-scale modality adapters for alignment and large-scale foundational models with parameter-efficient fine-tuning enable computationally efficient development. Importantly, the emergent abilities of LLMs, if preserved during fine-tuning, offer the potential for instruction-based zero-shot learning and improved generalization capabilities, as well as general linguistic knowledge to interpret slot names. This approach not only addresses the data scarcity issue, but also enhances the adaptability of speech understanding systems to new domains and evolving requirements, marking a significant advancement in the field of spoken language understanding. This unified approach offers two key advantages: (1) simplified development and maintenance through a single integrated model architecture, and (2) improved data and compute efficiency that significantly reduce development costs.

In this paper, we first introduce a novel slot-filling dataset for the training of speechLLMs, supporting a large number of slot types at indus-

trial scale for diverse call-center use cases and domains, while targeting zero-shot generalization to new labels, enabling faster time-to-delivery without specific training. Second, we present our novel prompting strategy to curate and annotate this dataset using LLMs, contextualized by inputting the complete call instead of individual turns. Then we present our systematic and stepwise approach of making architectural decisions, selecting training methods with various strategies to improve upon baseline performance, approaching the *oracle* performance. Finally, we point to an important and overlooked distinction between *composite* and *foundational* speechLLMs and evaluate their relative performances based on fine-tuning of both models beyond considering just the out-of-the-box evaluations. Our experimental results show that

- the complexity of modality adapters matters;
- modality alignment between multimodal input and response generation is crucial;
- multistage training is necessary for faster and better modal alignment
- extending the task-specific dataset to a carefully curated multitask dataset is essential for robustness and generalization.
- starting from *foundational* speechLLMs result in a significant performance advantage, though with reduced flexibility.

2 Data Preparation

2.1 Description and Annotation

The data for slot filling is a set of scripted call-center conversations between agents and customers curated by DefinedAI¹. This collection, denoted CallCenter-A, has approximately 31K calls with almost 1M turns and 2.1K hours of speech. The domains covered are banking, telecommunication, insurance and retail. We used GPT-4o to annotate our dataset with slot labels and values. To achieve broad, diverse and open-ended slot filling we decided not to prime the LLM for any specific set of slot labels. Instead, given the entire call itself, we instructed the LLM to do slot filling turn-by-turn for mentions that reflect real world entities, events, dates, times and numerals while avoiding

¹<https://www.defined.ai>

Task	Dataset	Duration	Samples
Slot Filling	CallCenter-A	400	454
AST	Internal	400	172
SIT	Spoken Alpaca	30	29
SQIT	Spoken Alpaca	14	14
Total	All	844	454

Table 1: Training datasets: The audio durations are in hours and the number of training samples are in thousands.

abstract notions of “entities” such as issues, solutions, broader concepts, advice or ideas. An example LLM prompt for this annotation is given in Appendix F.

2.2 Instruction-based Training Dataset

We now describe the conversion of the slot filling dataset into an instruction-based training dataset. This dataset consists of three fields: audio, instruction, and desired output. Instructions are the most crucial part of the data preparation. It should consist of a description of the task in natural language. Although it is possible to use a fixed instruction, a diverse set of instructions is beneficial for generalization to prompts unseen during training. In addition, we introduced several strategies for improving coverage across a variety of use cases of slot filling. We assume turn-by-turn slot filling with/without context, and with/without querying specific slots. The context is defined as the recognition results for the previous T turns. We randomize the context size in the range $0 \leq T \leq 3$. When we query specific slots in the prompt we take the ground truth slots in the corresponding turn, if any, and then add a varying numbers S of distractors. We also randomize the number of distractors, $1 \leq S \leq 5$. For each case, we randomly sample from a set of 10 prompts. Some examples of prompts are given in Appendix F.

2.3 Multitask Datasets

In addition to the slot-filling dataset we considered other datasets for the following additional tasks: automatic speech transcription (AST), spoken instruction task (SIT), and spoken query instruction task (SQIT). The “internal AST dataset” is a subset of our English training corpus for production models, chosen to represent the acoustic quality and language characteristics of call-center domains, disjoint from the slot-filling data. The other datasets are spoken versions of textual Alpaca instruction datasets converted by a text-to-speech system and open-sourced by Li et al. (2024). These

two datasets are described in detail in Appendix B. The main task is slot filling, with other datasets as auxiliary tasks to facilitate modality alignment and to prevent overfitting. Table 1 summarizes the training datasets used in our experiments.

2.4 Evaluation Datasets

In addition to the CallCenter-A evaluation dataset, we created another dataset from real call-center conversations to represent “unseen” acoustic and linguistic content, comprising 80 calls with a total of 4495 turns. It is annotated similarly to CallCenter-A using GPT-4o. While CallCenter-A is considered in-domain both acoustically and linguistically, CallCenter-B differs in the acoustic conditions and contains slot labels that overlap only 48% with CallCenter-A. Accordingly, we split CallCenter-B into two subsets: in-domain (CallCenter-B “ID”) and out-of-domain (CallCenter-B “OOD”). Detailed information about these datasets is given in Appendix A.

3 Experiments

3.1 Experimental Details

Model development and experiments were run on four NVIDIA A10G GPUs (24GB each) using the Hugging Face ecosystem. To deal with limited resources, we employed parameter-efficient fine-tuning (PEFT) with QLoRA (4-bit quantization), supported by Accelerate and DeepSpeed. LoRA was configured with rank 32, $\alpha = 128$, and dropout 0.05. Training used an effective batch size of 128 (batch 4 per GPU, accumulation 8), cosine learning rate scheduling (2×10^{-4} max, 20% warm-up) over 10 to 15 epochs, and AdamW with default parameters. Gradient clipping was applied at 1.0.

Experimental configurations, settings and model selections are described in detail in Appendix C. The results presented in the following sections belong to the model with the best evaluation loss during fine-tuning over 10 to 15 epochs.

System	CallCenter-A Prec/Recall/F1
Vanilla LLM	0.0436/ 0.7259/ 0.0823
FT-LLM	0.8523/ 0.9901/ 0.9160
Whisper FT-LLM	0.7006/ 0.8982/ 0.7872
SpeechLLM (baseline)	0.3892/ 0.4151/ 0.4017

Table 2: Baseline system performance: Slot-filling accuracy given by partial-match precision/recall/F1 metrics. The fine-tuned Whisper operates at 14.20% word error rate. FT-LLM denotes the fine-tuned LLM.

3.2 Baseline Systems and Performances

We considered three baseline systems. The first is a textual slot-filling system using Llama 3.2 1B LLM. The model is fine-tuned using the textual part of CallCenter-A. The second baseline system is the traditional pipeline of ASR followed by an NLU component with whisper-base (Radford et al., 2022) model as the ASR component and Llama 3.2 1B for NLU. We used the internal AST dataset to fine-tune the Whisper-base model. The NLU component is the same textual LLM that was trained in the first baseline system. The third baseline system is a speechLLM using a simple modality adapter based on convolutional neural networks (CNNs). We employed a training strategy keeping the LLM and the speech encoder frozen and train only the adapter component using the dataset specific to slot filling. In addition, for better compute efficiency we employed 8x subsampling of the adapter output.

The performance of the first (text-based) baseline system will serve as an upper bound on performance. Instead of ground truth transcripts, the LLM in the cascaded system uses speech recognition results, and the speechLLM uses adapted speech embeddings

Table 2 shows the baseline results. The performance of the vanilla LLM is also included to highlight its inability to perform this highly structured task in a zero-shot manner. The speechLLM model was initially designed with a limited computational budget in mind, which explains its inferior performance. Ultimately, the speechLLM is required to generate the same response as the textual LLM but using the audio input, assuming successful modality alignment is achieved and the audio is “heard” correctly. In the following sections we will discuss, and experiment with, measures for narrowing the gap to the upper bound, while still staying within our computational constraints.

3.3 Modality Adapters

We investigated four adapters of increasing parametric complexity. The first adapter employs three

1-D convolutional layers (kernel=3, stride=2, channels=512) followed by a linear projector. The second consists of a speech padding and stacking component with a factor of 4, followed by a single linear projector. The third replaces the linear projector with a two-layer MLP incorporating a SwiGLU nonlinearity (Shazeer, 2020). The fourth adapter is a 2-layer transformer with 8 attention heads.

The parameter counts for the adapters are listed in Table 3. Rather than equalizing parameter counts, we designed each adapter to achieve a 8x subsampling rate while projecting the speech encoder output to match the LLM’s input dimension. Each adapter processes temporal and frequency information differently: the CNN adapter captures local correlations while downsampling; the linear adapter models global correlations across subsampling segments linearly; the MLP adapter introduces nonlinear modeling of global correlations; and the transformer adapter uses self-attention mechanisms to capture both local and global dependencies while modeling complex temporal relationships through its multihead attention and feed-forward networks.

The results in Table 3 suggests that the size of the adapter plays a crucial role in performance. To investigate the impact of the adapter type, we increased CNN size by adjusting the number of channels and kernel size to match the best-performing network. Despite these adjustments, the modified model, CNN-XL, exhibited relatively inferior performance, underscoring the importance of not only the model size, but also its design and modeling capability.

3.4 LLM Fine-tuning

Training an adapter with frozen foundational models targets only the alignment of the input modalities generating the desired output response for the downstream task. Since the LLM is frozen, its inherent ability to perform the downstream task determines the performance of the model. We hypothesize that, while aligning the modalities in their

Adapter	Parameters	Prec/Recall/F1
CNN (baseline)	3.41M	0.3892/ 0.4151/ 0.4017
Linear	8.39M	0.5411/ 0.8396/ 0.6581
MLP	20.98M	0.5758/ 0.8830/ 0.6970
Transformer	67.16M	0.6214/ 0.9207/ 0.7420
CNN-XL	68.17M	0.6232/ 0.7968/ 0.6994

Table 3: Performance and parameter count comparisons for different adapter architectures. Performance is measured on CallCenter-A data.

Adapter Type	Prec/Recall/F1 with LoRA	$\Delta F1$
CNN	0.5304/ 0.8908/ 0.6649	+0.2632
Linear	0.5761/ 0.9150/ 0.7071	+0.0490
MLP [†]	0.6553/ 0.9268/ 0.7677	+0.0707
Transformer* [‡]	0.4272/ 0.7734/ 0.5504	-0.1916

* After the stabilization of learning by reducing the learning rate the performance is Precision: 0.6010, Recall: 0.9109, F1: 0.7242, $\Delta F1$: -0.0178

[‡] After increasing the warm-up period the performance is Precision: 0.6228, Recall: 0.9357, F1: 0.7479 $\Delta F1$: 0.0059

[†] For the rest of our experiments with LoRA we continued with this best performing setup using MLP

Table 4: Performance comparisons across different adapter architectures when LoRA is enabled for LLM fine-tuning. Performance is reported on CallCenter-A data and the $\Delta F1$ is relative to the F1 values in Table 3.

input representations, it is also crucial to align the input modalities with the desired LLM output. This requires the adaptation of the LLM.

Table 4 shows the results with LoRA adaptation enabled. It is noteworthy that the performance of all adapters increased significantly, except for the transformer adapter. Inspection of its learning curve showed divergent behavior that ended up at a local minimum with inferior performance. We believe that this is a natural consequence of the difficulty of joint training as the scale and complexity of the model increase. We elaborate on these training difficulties in Appendix D.

3.5 Multistage Training

Several studies (Das et al., 2024; et.al, 2024) suggest training the models in a multistage manner for faster and more stable learning and better task performance. In this section we consider three strategies for multistage training.

First, we demonstrate a multistage training strategy, namely Multistage-A, by (Stage1-a) fine-tuning the Whisper encoder, using (speech, text) pairs, and (Stage1-b) the LLM, using (instruction, response) pairs, followed by (Stage2) jointly fine-tuning both the modality adapter and the LLM using (speech, instruction, response) triplets. Note that the first-stage speech encoder and LLM actually correspond to the components used in the

cascaded baseline system. In other words, the job of the first stage is to create fine-tuned foundational models separately and use them as the initial models for training the speechLLM in the second stage.

Second, we consider alignment strategy Multistage-B, where we first (Stage1) fine-tune the adapter on a new task cast as a “continuation” task of the audio transcripts. This method is similar to the method proposed in Fathullah et al. (2024). We present the transcripts to the foundational LLM as a prompt and run it to complete the transcripts in an auto-regressive manner creating (transcript, continuation) pairs. Then, we convert this into a fine-tuning dataset for the speechLLM by replacing transcripts with audio as (audio, continuation) pairs. Using the continuation outputs with audio to fine-tune the adapter ensures an alignment that both spoken and textual inputs to the LLM generate the same response. After this alignment, the adapter and LLM are jointly (Stage2) fine-tuned further to revise the aligned modality to generate task-specific outputs.

Finally, we experiment with a third multistage strategy, Multistage-C, in which we first (Stage1) fine-tune the adapter using an AST task to align the audio encoder and Llama 3.2 1B in the linguistic embedding space. This is followed by (Stage2) joint adaptation of adapter and the language model.

Training strategy	Prec/Recall/F1
Joint, single-stage	0.6553/ 0.9268/ 0.7677
Multistage-A	0.6722/ 0.9297/ 0.7803
Multistage-B	0.6653/ 0.9448/ 0.7808
Multistage-C	0.6842/ 0.9391/ 0.7916

Table 5: CallCenter-A results for multistage training

Table 5 shows the results for all the methods, highlighting the importance of multistage strategies for improved performance compared to a single-stage strategy. In Appendix E we also illustrate through learning curves their faster convergence to a better operating point .

3.6 Out-of-domain Performance

We also ran experiments to probe the generalization, robustness and zero-shot capabilities of the models using three distinct datasets we briefly mentioned earlier and further described in detail in Appendix A.

The results in Table 6 show that despite being trained on the same data and using the same components, the cascaded system remains more robust, generalizes better, and exhibits stronger zero-shot capabilities than the bimodal speechLLM architecture. This performance gap suggests that the bimodal model’s scale, the size of training data and the training process are not yet sufficient for joint and tightly coupled integration of information. This highlights that modality alignment and LLM fine-tuning may not be sufficient for the joint model to perform better than the sequential performance of individual unimodal models, unless we employ training at scale (more tokens and parameters).

3.7 Multitask Training

To enhance multimodal alignment without increasing the model size, we expanded the task-specific dataset with additional auxiliary tasks, following insights from related work by Li et al. (2024). As

described in Section 3.3, we added the AST task as a simpler task to strengthen cross-modal alignment, while spoken instruction/query tasks were added to mitigate overfitting in the text-based foundational model. This strategy aimed to balance the fine-tuning, ensuring better robustness and generalization under the constrained model capacity.

The results clearly show that training with auxiliary tasks significantly improves performance on both in-domain and out-of-domain data sets. The results are included in Tables 6 and 7.

3.8 Fine-tuning a SpeechLLM Foundational Model

In this section, we highlight a major difference between the model we fine-tuned and a model that can be considered as a speechLLM foundational model. We considered building a task-specific system, that leverages the strengths of unimodal foundational models, but lack the training data scale to be categorized as a foundational model of its own. We consider our model as a *composite* speechLLM of two unimodal foundational models but fine-tuned for a specific task in bimodal manner.

Among several open source models available, Qwen2-Audio model (Chu et al., 2024), can be considered a *foundational* speechLLM, in contrast to our *composite* model, having been trained on diverse and large datasets at scale in a multi-task and multistage manner including pretraining, instruction-supervised training followed by DPO. We fine-tuned this model using QLORA applied to all its linear layers.

System	CallCenter-B ID	CallCenter-B OOD
FT-LLM	0.8360/ 0.9530/ 0.8907	0.5439/ 0.8474/ 0.6626
Whisper FT-LLM	0.5909/ 0.7067/ 0.6436	0.4280/ 0.6278/ 0.5090
SpeechLLM	0.3964/ 0.7306/ 0.5140	0.2386/ 0.4500/ 0.3119
SpeechLLM++	0.4240/ 0.7810/ 0.5496	0.2645/ 0.5448/ 0.3561

Table 6: Performance on out-of-domain datasets. The system marked with “++” use multitask data expansion described in Section 3.7. SpeechLLM corresponds to the singel-stage training strategy.

System	CallCenter-A Prec/Recall/F1
SpeechLLM	0.6553/ 0.9268/ 0.7677
SpeechLLM++	0.6632/ 0.9458/ 0.7797

Table 7: Performance with multitask training. “++”denotes fine-tuning with multitask data expansion. SpeechLLM corresponds to the single-stage training strategy.

The results are presented in Table 8. The performance differences between the two models can be attributed to both the size of the models in terms of parameters, and the scale of data used for bimodal fine-tuning in addition to the training strategies employed.

A larger model with extensive bimodal training is more likely to develop strong cross-modal representations enabling better generalization, as demonstrated by the results in Table 8.

A smaller model, by contrast, or one with limited bimodal fine-tuning, may rely more on unimodal strengths, leading to weaker multimodal alignment and requiring more task-specific adaptation or multitask adaptation by expanding the dataset, as demonstrated in Section 3.7.

We also demonstrated the poor performance of the foundational model out-of-the-box, after extensive prompt engineering to steer the model for our specific task. This further illustrates the necessity of fine-tuning for specific tasks.

4 Conclusions

In this paper, we have introduced speechLLMs for the open-ended slot-filling task and explored various architectural components, training strategies and multitask training to progressively improve performance over a simple baseline.

Through our experiments we learned that adapter size plays a crucial role in model performance, but training difficulty scales with the adapter size and type, requiring careful selection.

We also found that freezing the language model to preserve its original skills is not an effective strategy for tasks where the model lacks strong capabilities. Instead, aligning input representations with output generation by fine-tuning the LLM is critical for significantly improving task performance.

To further enhance generalization and robustness we applied multistage training, which helped mitigate difficulties in single-stage joint learning, accelerated convergence, and improved learning performance. Additionally, expanding the dataset with diverse tasks, even if they were not the primary focus proved beneficial for overall performance.

While these strategies helped to narrow the in-domain performance gap, surpassing the cascaded baseline system and approaching a text-based upper bound, challenges remain, particularly, in out-of-domain generalization and zero-shot capabilities.

Also we highlighted trade-offs between *composite* and *foundational* models, emphasizing the need for continued scaling and refined training strategies to further improve robustness and generalization in real world scenarios.

We believe this work provides practical insights and guidance for industry practitioners navigating the challenges of multimodal model development. Our findings highlight key tradeoffs in model design, training strategies, and data selection, offering valuable directions for those looking to build efficient, high-performing and adaptable multimodal systems for real-world use cases and computational constraints.

System	CallCenter-A Prec/Recall/F1	CallCenter-B ID Prec/Recall/F1	CallCenter-B OOD Prec/Recall/F1
FT-LLM	0.8523/ 0.9901/ 0.9160	0.8360/ 0.9530/ 0.8907	0.5439/ 0.8474/ 0.6626
FT-Qwen2-Audio	0.7710/ 0.9799/ 0.8630	0.6708/ 0.8697/ 0.7574	0.4507/ 0.7619/ 0.5664
SpeechLLM-Multistage-C	0.6842/ 0.9391/ 0.7916	0.4346/ 0.7588/ 0.5527	0.2653/ 0.4545/ 0.3351
FT-(WhisperLLM)	0.7006/ 0.8982/ 0.7872	0.5909/ 0.7067/ 0.6436	0.4280/ 0.6278/ 0.5090
SpeechLLM++	0.6632/ 0.9458 / 0.7797	0.4240/ 0.7810/ 0.5496	0.2645/ 0.5448/ 0.3561
SpeechLLM	0.6553/ 0.9268/ 0.7677	0.3964/ 0.7306/ 0.5140	0.2386/ 0.4500/ 0.3119
PE-Qwen2-Audio	0.1757/ 0.6334/ 0.2751	0.1059/ 0.6178/ 0.1807	0.0116/ 0.6034/ 0.0227

Table 8: Performances of prompt-engineered (PE) and fine-tuned (FT) Qwen2-Audio, with relevant results from earlier tables for better comparison. We extended earlier Multistage-C results to CallCenter-B dataset for completeness.

5 Limitations

During fine-tuning, for each configuration, the model with the best development loss is saved as the final model. Due to compute constraints, we reported only a single performance estimate per model configuration. We acknowledge the limitation of this approach; the lack of estimates of performance variance makes it difficult to assess the statistical significance of observed performance differences when they are relatively small. Therefore, it is important to view the reported numbers as representative rather than absolute.

In addition, informed by earlier findings (Rana et al., 2025) that the results with/without human annotations can yield comparable outcomes, we chose not to rely on comprehensive human annotations or validations to keep cost low. Instead, we conducted limited validation to have an informal confirmation of quality using a relatively small subset of data generated by LLMs.

Our study does not report results on open datasets, as no public benchmark exists at the scale we considered. Our dataset cannot be distributed, but reproducibility has been ensured through sufficient documentation for an experienced researcher to reproduce the major findings of this work. Specifically, the appendices include the full experimental configurations as well as the exact prompt templates used for data preparation and instruction creation. Furthermore, the methodology and process are not tied to this specific dataset and can be applied to any similarly structured customer interaction data organized turn-by-turn.

Due to the variety of available text LLMs with varying scales, capabilities and training strategies along with the growing number of open source foundational speechLLMs, and driven by the paper length limit, we made a deliberate decision to present the results on a few representative models. We acknowledge that this may not cover the full diversity of the current model landscape. However, the inclusion of a larger foundational model, namely Qwen2-Audio, offers valuable insight into the scaling behavior of the composite model we considered. We believe this helps contextualize our results within the broader trajectory of model and data scaling. The results omitted here for brevity and clarity were in line with the observed trajectory.

References

- Tom B. Brown, Benjamin Mann, Nick Ryder, Melanie Subbiah, Jared Kaplan, Prafulla Dhariwal, Arvind Neelakantan, Pranav Shyam, Girish Sastry, Amanda Askell, Sandhini Agarwal, Ariel Herbert-Voss, Gretchen Krueger, Tom Henighan, Rewon Child, Aditya Ramesh, Daniel M. Ziegler, Jeffrey Wu, Clemens Winter, Christopher Hesse, Mark Chen, Eric Sigler, Mateusz Litwin, Scott Gray, Benjamin Chess, Jack Clark, Christopher Berner, Sam McCandlish, Alec Radford, Ilya Sutskever, and Dario Amodei. 2020. [Language models are few-shot learners](#). *Preprint*, arXiv:2005.14165.
- Sanyuan Chen, Chengyi Wang, Zhengyang Chen, Yu Wu, Shujie Liu, Zhuo Chen, Jinyu Li, Naoyuki Kanda, Takuya Yoshioka, Xiong Xiao, Jian Wu, Long Zhou, Shuo Ren, Yanmin Qian, Yao Qian, Jian Wu, Michael Zeng, Xiangzhan Yu, and Furu Wei. 2022. [WavLM: Large-scale self-supervised pre-training for full stack speech processing](#). *IEEE Journal of Selected Topics in Signal Processing*, 16(6):1505–1518.
- Zhehuai Chen, He Huang, Andrei Andrusenko, Oleksii Hrinchuk, Krishna C. Puvvada, Jason Li, Subhankar Ghosh, Jagadeesh Balam, and Boris Ginsburg. 2024a. [SALM: Speech-augmented language model with in-context learning for speech recognition and translation](#). In *ICASSP 2024 - 2024 IEEE International Conference on Acoustics, Speech and Signal Processing (ICASSP)*, pages 13521–13525.
- Zhehuai Chen, He Huang, Oleksii Hrinchuk, Krishna C. Puvvada, Nithin Rao Koluguri, Piotr Żelasko, Jagadeesh Balam, and Boris Ginsburg. 2024b. [Bestow: Efficient and streamable speech language model with the best of two worlds in GPT and T5](#). In *2024 IEEE Spoken Language Technology Workshop (SLT)*, pages 147–154.
- Yunfei Chu, Jin Xu, Qian Yang, Haojie Wei, Xipin Wei, Zhifang Guo, Yichong Leng, Yuanjun Lv, Jinzheng He, Junyang Lin, Chang Zhou, and Jingren Zhou. 2024. [Qwen2-audio technical report](#). *Preprint*, arXiv:2407.10759.
- Wenqian Cui, Dianzhi Yu, Xiaoqi Jiao, Ziqiao Meng, Guangyan Zhang, Qichao Wang, Yiwen Guo, and Irwin King. 2025. [Recent advances in speech language models: A survey](#). *Preprint*, arXiv:2410.03751.
- Nilaksh Das, Saket Dingliwal, Srikanth Ronanki, Rohit Paturi, Zhaocheng Huang, Prashant Mathur, Jie Yuan, Dhanush Bekal, Xing Niu, Sai Muralidhar Jayanthi, Xilai Li, Karel Mundnich, Monica Sunkara, Sundararajan Srinivasan, Kyu J Han, and Katrin Kirchhoff. 2024. [SpeechVerse: A large-scale generalizable audio language model](#). *Preprint*, arXiv:2405.08295.
- Grattafiori et.al. 2024. [The Llama 3 herd of models](#). *Preprint*, arXiv:2407.21783.
- Yassir Fathullah, Chunyang Wu, Egor Lakomkin, Ke Li, Junteng Jia, Yuan Shangguan, Jay Mahadeokar, Ozlem Kalinli, Christian Fuegen, and

- Mike Seltzer. 2024. [AudioChatLlama: Towards general-purpose speech abilities for LLMs](#). *Preprint*, arXiv:2311.06753.
- Yuan Gong, Hongyin Luo, Alexander H Liu, Leonid Karlinsky, and James Glass. 2023. Listen, think, and understand. *arXiv preprint arXiv:2305.10790*.
- Wei-Ning Hsu, Benjamin Bolte, Yao-Hung Hubert Tsai, Kushal Lakhotia, Ruslan Salakhutdinov, and Abdelrahman Mohamed. 2021. Hubert: Self-supervised speech representation learning by masked prediction of hidden units. *IEEE/ACM transactions on audio, speech, and language processing*, 29:3451–3460.
- Shujie Hu, Long Zhou, Shujie Liu, Sanyuan Chen, Lingwei Meng, Hongkun Hao, Jing Pan, Xunying Liu, Jinyu Li, Sunit Sivasankaran, Linqun Liu, and Furu Wei. 2024. [WavLLM: Towards robust and adaptive speech large language model](#). In *Findings of the Association for Computational Linguistics: EMNLP 2024*, pages 4552–4572, Miami, Florida, USA. Association for Computational Linguistics.
- Dayal Singh Kalra and Maissam Barkeshli. 2024. [Why warmup the learning rate? Underlying mechanisms and improvements](#). *Preprint*, arXiv:2406.09405.
- Mohan Li, Cong-Thanh Do, Simon Keizer, Youmna Farag, Svetlana Stoyanchev, and Rama Doddipatla. 2024. [WHISMA: A speech-LLM to perform zero-shot spoken language understanding](#). *Preprint*, arXiv:2408.16423.
- Liyuan Liu, Xiaodong Liu, Jianfeng Gao, Weizhu Chen, and Jiawei Han. 2023. [Understanding the difficulty of training transformers](#). *Preprint*, arXiv:2004.08249.
- Soumi Maiti, Yifan Peng, Shukjae Choi, Jee-Weon Jung, Xuankai Chang, and Shinji Watanabe. 2024. [VoxLM: Unified decoder-only models for consolidating speech recognition, synthesis and speech, text continuation tasks](#). In *ICASSP 2024 - 2024 IEEE International Conference on Acoustics, Speech and Signal Processing (ICASSP)*, pages 13326–13330.
- Abdel-Rahman Mohamed, Hung yi Lee, Lasse Borgholt, Jakob D. Havtorn, Joakim Edin, Christian Igel, Katrin Kirchhoff, Shang-Wen Li, Karen Livescu, Lars Maaløe, Tara N. Sainath, and Shinji Watanabe. 2022. [Self-supervised speech representation learning: A review](#). *IEEE JSTSP Special Issue on Self-Supervised Learning for Speech and Audio Processing*.
- Humza Naveed, Asad Ullah Khan, Shi Qiu, Muhammad Saqib, Saeed Anwar, Muhammad Usman, Naveed Akhtar, Nick Barnes, and Ajmal Mian. 2024. [A comprehensive overview of large language models](#). *Preprint*, arXiv:2307.06435.
- OpenAI. 2023. Gpt-4 technical report. *arXiv preprint arXiv:2303.08774*.
- Jing Peng, Yucheng Wang, Yu Xi, Xu Li, Xizhuo Zhang, and Kai Yu. 2024. [A survey on speech large language models](#). *Preprint*, arXiv:2410.18908.
- Alec Radford, Jong Wook Kim, Tao Xu, Greg Brockman, Christine McLeavey, and Ilya Sutskever. 2022. [Robust speech recognition via large-scale weak supervision](#). *Preprint*, arXiv:2212.04356.
- Mansi Rana, Kadri Hacioglu, Sindhuja Gopalan, and Maragathamani Boothalingam. 2025. [Zero-shot slot filling in the age of LLMs for dialogue systems](#). In *Proceedings of the 31st International Conference on Computational Linguistics: Industry Track*, pages 697–706, Abu Dhabi, UAE. Association for Computational Linguistics.
- Noam Shazeer. 2020. [GLU variants improve transformer](#). *Preprint*, arXiv:2002.05202.
- Yu Shu, Siwei Dong, Guangyao Chen, Wenhao Huang, Ruihua Zhang, Daochen Shi, Qiqi Xiang, and Yemin Shi. 2023. [LLaSM: Large language and speech model](#). *Preprint*, arXiv:2308.15930.
- Changli Tang, Wenyi Yu, Guangzhi Sun, Xianzhao Chen, Tian Tan, Wei Li, Lu Lu, Zejun MA, and Chao Zhang. 2024. [SALMONN: Towards generic hearing abilities for large language models](#). In *The Twelfth International Conference on Learning Representations*.
- Hugo Touvron, Thibaut Lavril, Gautier Izacard, Xavier Martinet, Marie-Anne Lachaux, Timothée Lacroix, Baptiste Rozière, Naman Goyal, Eric Hambro, Faisal Azhar, Aurelien Rodriguez, Armand Joulin, Edouard Grave, and Guillaume Lample. 2023. [Llama: Open and efficient foundation language models](#). *Preprint*, arXiv:2302.13971.
- Gokhan Tur and Renato De Mori. 2011. *Spoken Language Understanding: Systems for Extracting Semantic Information from Speech*. John Wiley & Sons, Chichester, UK.
- Mingqiu Wang, Wei Han, Izhak Shafran, Zelin Wu, Chung-Cheng Chiu, Yuan Cao, Nanxin Chen, Yu Zhang, Hagen Soltau, Paul K. Rubenstein, Lukas Zilka, Dian Yu, Golan Pundak, Nikhil Siddhartha, Johan Schalkwyk, and Yonghui Wu. 2023. [SLM: Bridge the thin gap between speech and text foundation models](#). In *2023 IEEE Automatic Speech Recognition and Understanding Workshop (ASRU)*, pages 1–8.
- Jian Wu, Yashesh Gaur, Zhuo Chen, Long Zhou, Yimeng Zhu, Tianrui Wang, Jinyu Li, Shujie Liu, Bo Ren, Linqun Liu, and Yu Wu. 2023. [On decoder-only architecture for speech-to-text and large language model integration](#). In *2023 IEEE Automatic Speech Recognition and Understanding Workshop (ASRU)*, pages 1–8.

A Evaluation Dataset Creation and Characteristics

To complement our primary in-domain evaluation dataset CallCenter-A, we introduce CallCenter-B

Evaluation Dataset	# samples
CallCenter-A	3253
CallCenter-B (ID)	1482
CallCenter-B (OOD)	3013

Table 9: Evaluation Datasets: CallCenterA is in-domain for both speech and slots, CallCenter-B (ID) is in-domain for slots and out-of-domain for speech, and CallCenter-B (OOD) is out-of-domain for both slots and speech.

dataset, sourced from different call-center conversations, to systematically assess the model’s robustness, generalization and zero-shot abilities. CallCenter-B dataset differs from CallCenter-A in acoustic conditions, while partially overlapping in label distribution. Our analysis shows that 48% of the slot labels in CallCenter-B overlap with those in CallCenter-A dataset providing a subset that matches the linguistic characteristics of the training data. The remaining 52% consist entirely of new labels not seen during training making it a strong test for zero-shot abilities. The sizes of evaluation sets used in our experiments are listed in Table 9. Below we give additional information about partitions of these datasets used in experiments:

- **Held-out test set:** CallCenter-A subset with the same acoustic and language characteristics as the training data, providing a benchmark for in-domain performance
- **Textually overlapping, acoustically different set:** (CallCenter-B, ID) dataset containing language similar to the training data sharing the slots seen during the training, but with new acoustic conditions, testing the model’s robustness to variations in speech input
- **Textually and acoustically unseen set:** (CallCenter-B, OOD) represents the same acoustic conditions as the second set, but with entirely unseen types of slots. This evaluates the model’s ability to generalize to unseen language structures through novel slots, robustness to the shifted acoustic domain, and zero-shot performance.

By comparing performance across CallCenter-A, CallCenter-B (ID) and (CallCenter-B (OOD) we gain deeper insights into the model’s ability to handle real-world variability and its effectiveness in generalizing beyond the training distribution.

B SIT and SQIT Datasets

The spoken instruction task (SIT) and spoken query–instruction task (SQIT) are derived from the

text-based Alpaca dataset. The original Alpaca corpus contains two example formats: (i) {instruction, input, output}, where instruction specifies the task, input provides context, and output is the expected response; and (ii) {instruction, output}, where the instruction is self-contained and does not require additional context.

For SIT, speech is generated from the input field while the instruction remains text, allowing the model to process spoken input conditioned on a textual prompt. Here, the instructions are applied to spoken content. That is, a task is accomplished **on speech**. For SQIT, speech is generated directly from the instruction field, with no accompanying text prompt, requiring the model to interpret spoken queries directly. Here, spoken content is used as instruction. That is, a task is accomplished **using speech**.

C Experimental Setup and Details

Model development and experiments were conducted on hardware consisting of four NVIDIA A10G GPUs, each with 24GB of memory. The software ecosystem for this work was primarily based on the Hugging Face framework. Considering limited resource development and experimentation, to optimize the training/fine-tuning processes, we employed several advanced techniques. PEFT (parameter-efficient fine-tuning) was used to allow for fine-tuning of large models with significantly fewer parameters, reducing computational requirements. We also used QLORA (quantized low-rank adaptation), which uses 4-bit quantization. This technique drastically reduces the memory footprint of the model while maintaining performance. Additionally, we utilized Accelerate and DeepSpeed libraries to further optimize the training process. For the LORA settings, we selected a rank of 32 with a corresponding α of 128. These settings control the complexity and capacity of the LoRA adaptation. We applied a dropout rate of 0.05 to all linear target modules to prevent overfitting. The batch size was set to 4 per GPU, with gradient

Parameter	Value
GPUs	4
GPU Memory	24GB per GPU
LORA Rank	32
LORA Alpha	128
Dropout Rate	0.05
Batch Size per GPU	4
Gradient Accumulation Steps	8
Effective Batch Size	128
Maximum Learning Rate	2e-4
Number of Epochs	10-15
Warm-up	20% of iterations
AdamW beta1	0.9
AdamW beta2	0.999
AdamW epsilon	1e-8
Weight Decay	Not applied
Gradient Clipping Threshold	1.0
Adaptation Layers	All linear layers

Table 10: Fine-tuning hyperparameters and configuration

accumulation of 8 steps, resulting in an effective batch size of 128. The learning rate was managed using a cosine scheduler over 10-15 epochs, with a maximum learning rate of 2×10^{-4} . We implemented a linear warm-up for the first 20% of the total number of iterations. For optimization, we employed the AdamW (weighted Adam) optimizer. We used its default parameters, including $\beta_1 = 0.9$, $\beta_2 = 0.999$, and $\epsilon = 10^{-8}$, without applying any weight decay. We applied gradient clipping with a threshold of 1.0. During fine-tuning, for each configuration, the model with the best evaluation loss is saved as the final model. Due to compute constraints, we report point estimates of model performances in the experimental sections, while we acknowledge the limitations of this approach. We noticed that the final models may not correspond to the best performing models on the target metrics (precision/recall/F1). We observed performance fluctuation across runs and checkpoints with differences of ± 2 percent points depending on the selection point. Therefore, it is important to review the reported numbers as representative rather than absolute. After the fine-tuning process, we implemented an efficient inference pipeline to evaluate the fine-tuned models. We used greedy search with temperature 0. The maximum number of new tokens was set to 512. This temperature setting without sampling is particularly useful when we want consistent, high-confidence responses from the model.

The choice of new tokens maximum length allows for reasonably lengthy responses while preventing excessively long generations. Table 10 gives a summary of the hyperparameters and configuration settings used in fine-tuning, including hardware specifications, LoRA settings, optimization parameters, and training details.

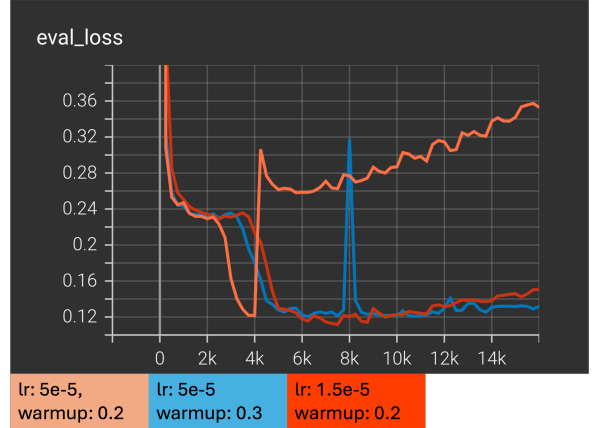


Figure 2: Learning curves showing training difficulties

D Training Difficulties

In Das et al. (2024), the authors observe frequent gradient explosion leading to suboptimal convergence when training both the adapter and LoRA from scratch. However, among the modules we experimented with as modality adapters, we observed that training instabilities first emerged when using

the transformer. It is well-known that transformers are challenging to train due to issues such as vanishing/exploding gradients, sensitivity to learning rate scheduling, and difficulty in optimizing the attention architecture Liu et al. (2023). Various tricks of the trade, such as using warm-up with proper learning rate scheduling, adding gradient clipping, applying better initialization of weights, positioning of layer normalization and considering smaller architecture, are commonly used to stabilize training. Although all of these are considered in our training process, the default settings which have been largely robust for other adapter types, have turned out to be suboptimal for the transformer adapter. Training loss during the default warm-up period with the default learning rate has shown relatively large loss spikes. Based on the insights in Kalra and Barkeshli (2024), we experimented with reducing the maximum learning rate or increasing the duration of the warm-up period. Our goal was to mitigate instability in regions where we observed sharp training loss spikes, ensuring that learning continues with lower learning rates through those unstable phases. Reducing the learning rate worked better than increasing the warm-up duration considering the smoothness of the learning curve, but the final performance of the model was better with increased warm-up duration as indicated in Table 4. The learning curves in Figure 2 illustrate this divergent behavior with a relatively large learning rate, as well as stabilization by lowering the learning rate either by decreasing the maximum learning rate or increasing the warm-up duration.

E Learning Curves of Multi-Stage Training

Figure 3 shows the cross-entropy loss over training checkpoints for four strategies discussed in the main text. The single-stage strategy represents the baseline, while the other strategies are variants of the multi-stage strategy. The curves demonstrate a clear progression in convergence speed and final performance, with each multi-stage strategy outperforming the baseline. The multi-stage C strategy achieves the fastest convergence and lowest loss, demonstrating the effectiveness of the multi-stage fine-tuning.

F Annotation and Task Prompt Examples

The structure of the prompt for GPT-4o to annotate each turn in a complete conversation sample

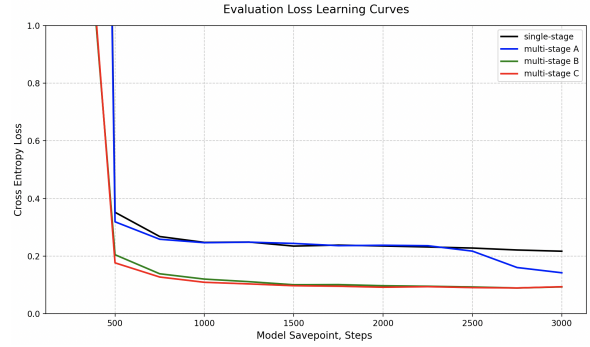


Figure 3: Learning curves comparing multistage training against single-stage joint fine-tuning.

between an agent and a user is shown in Figure 4. In Figure 5, a subset of instructions used for the training data of the SpeechLLM model is shown.

[System]: You are an expert in Natural Language Processing.

[User]: Your task is to identify all slots with their types and values in the given dialogue text between an agent and the customer turn by turn. The agent starts the dialogue. Return the output in a json format for every turn in the order given below between 'dialogue starts' and 'dialogue ends' where key names "normalized_text" for a turn line and "slots" for slot types and value as {slot_type: slot_value} dictionary items. If there are no slot types in the line, return NA. For "normalized-text", DON'T change the content by rephrasing, auto-correcting, splitting, combining and skipping words. Punctuate by adding all the required punctuation marks, then capitalize appropriately, and then apply all the text normalization rules such as numbers to digits, currencies to symbols, dates and times to readable form of the given text. Slots will ONLY be for very SPECIFIC mentions of things in real world, entities, named entities, events by customer and agent. Avoid abstract, description like mentions. Slot values should be normalized too. Don't skip any line. Output only the JSON format

Dialogue starts:
{dialog_transcript}
Dialogue ends:

[Assistant]:

```

"""json
[
  {
    "normalized_text": "Thank you for calling Wetsuits in Harrisburg, this is Heaven.",
    "slots": {
      "location": "Harrisburg",
      "agent_name": "Heaven"
    }
  },
  {
    "normalized_text": "Yeah, is Matt back yet on his trip?",
    "slots": {
      "person_name": "Matt"
    }
  },
  .....
  .....
]
"""

```

Figure 4: The prompt used for GPT-4o, [System]+[User] and its response/completion as [Assistant] which is the desired JSON annotation for turns in the dialog transcript. The {dialog_transcript} is the complete human transcription of the conversation. All the named entities mentioned in the examples are fictitious.

"Using the previous context, identify and extract slot values from {slots} in the current utterance. Do not extract slot values from the context itself. Output should be in JSON format. Context: "" {context} """,

"Based on the previous context, find slot values for {slots} in the current speech. Ensure that slot extraction is only from the current utterance, not the context. Output in JSON. Previous context: "" {context} """,

"Refer to the previous context to help identify slot values from {slots} in the current audio. Slots should be extracted from the current utterance only. Output must be in JSON format. Context: "" {context} """,

"Utilize the previous context to extract slot values from {slots} in the current utterance. Do not consider the context for slot extraction. Format output as JSON. Context: "" {context} """,

"Identify slot values for {slots} in the current speech, using the previous context for guidance. Slot values should not be taken from the context itself. Output in JSON format. Context: "" {context} """,

Figure 5: A subset of prompts used for the "instruction" part of the training triplet {audio, instruction, response}. The fields "slots" and "context" in each prompt are populated as described in Section 2.2.