

AMiD: KNOWLEDGE DISTILLATION FOR LLMs WITH α -MIXTURE ASSISTANT DISTRIBUTION

Donghyeok Shin¹, Yeongmin Kim¹, Suhyeon Jo¹, Byeonghu Na¹, Il-Chul Moon^{1,2}

¹Korea Advanced Institute of Science and Technology (KAIST), ²summary.ai
{tlsehgdur0, alsdudrla10, suhyeonjo, byeonghu.na, icmoon}@kaist.ac.kr

ABSTRACT

Autoregressive large language models (LLMs) have achieved remarkable improvement across many tasks but incur high computational and memory costs. Knowledge distillation (KD) mitigates this issue by transferring knowledge from a large teacher to a smaller student through distributional alignment. Previous studies have proposed various discrepancy metrics, but the capacity gap and training instability caused by near-zero probabilities, stemming from the high-dimensional output of LLMs, remain fundamental limitations. To overcome these challenges, several approaches implicitly or explicitly incorporating assistant distribution have recently been proposed. However, the past proposals of assistant distributions have been a fragmented approach without a systematic investigation of the interpolation path and the divergence. This paper proposes α -mixture assistant distribution, a novel generalized family of assistant distributions, and α -mixture distillation, coined AMiD, a unified framework for KD using the assistant distribution. The α -mixture assistant distribution provides a continuous extension of the assistant distribution by introducing a new distribution design variable α , which has been fixed in all previous approaches. Furthermore, AMiD generalizes the family of divergences used with the assistant distributions based on optimality, which has also been restricted in previous works. Through extensive experiments, we demonstrate that AMiD offers superior performance and training stability by leveraging a broader and theoretically grounded assistant distribution space.

1 INTRODUCTION

Autoregressive large language models (LLMs) have recently achieved remarkable advances, delivering outstanding performance across a wide spectrum of tasks and application domains (Achiam et al., 2023; Touvron et al., 2023; Team et al., 2024). However, their massive parameter scales impose prohibitive computational and memory costs, which hinder their deployment in practical applications. Accordingly, an essential objective for practical deployment is to compress these high-capacity models by reducing the parameter count while preserving their strong performance.

Knowledge distillation (KD) (Hinton et al., 2015) is a widely adopted compression technique that transfers knowledge from a large teacher model to a smaller student model by aligning their token-level predictive distributions. The selection of a discrepancy metric is an important research topic in KD for LLMs. Several prior studies have proposed either 1) the use of various forms of divergence, including the capability of regulating the quality-diversity trade-off (Wang et al., 2025), or 2) employing a combination of these divergences (Agarwal et al., 2024; Wu et al., 2024) as the discrepancy metric. However, these approaches do not fundamentally resolve the large capacity gap between the high-capacity teacher and smaller student models, and the optimization instability due to near-zero probabilities, which is prevalent in the high-dimensional probability space of LLMs.

A practical remedy is to introduce an *assistant distribution* that interpolates teacher and student distributions to stabilize optimization and bridge this capacity gap. Recently, several methodologies have been proposed that either 1) utilize the discrepancy metric that inherently includes a specific form of assistant distribution (Agarwal et al., 2024; Ko et al., 2024; 2025) or 2) explicitly model the assistant distribution (Shing et al., 2025). However, these approaches have generally been treated as independent recipes in different papers without a systematic study, which hinders the development of general and effective methodologies.

In this paper, we propose a generalized framework that integrates the fragmentary employed assistant distribution and divergence. First, we interpret the existing assistant distributions from the information theory view, revealing that the existing methodology can be expressed as an m -mixture, which mixes two probability distributions via arithmetic mean, and an e -mixture, which mixes them via geometric mean. Next, we present a new assistant distribution family, coined α -mixture assistant distribution, by extending the mean concept via the generalized f_α mean. The α -mixture assistant distribution introduces a new design variable α for the assistant distribution, which adjusts the geometry of the interpolation path. Here, α is an independent parameter distinct from the well-utilized parameter λ , which controls the portion of interpolation. The α -mixture assistant distribution not only includes the existing assistant distributions as a special case ($\alpha = \pm 1$) but also provides several new assistant distribution that were not investigated in KD for LLMs area.

Under the concept of α -mixture assistant distribution, we investigate several properties of the α -mixture assistant distribution, which are meaningful in KD for LLMs, such as the analysis with α -divergence, controllable support via α , and continuity with respect to α . Next, we propose a new KD framework for LLMs, coined as α -mixture distillation (AMiD), which generalizes the optimization schemes of prior research by unifying both the assistant distribution and the divergence. AMiD aims to align the α -mixture assistant distribution and either the teacher or student. We theoretically prove the optimality of AMiD, which enables us to achieve the primary goal of KD (teacher = student) even when employing arbitrary divergence, α , and λ , under the perfect optimization assumption. Furthermore, through gradient analysis when employing f -divergence, we theoretically demonstrate that α adjusts the mode-covering and mode-seeking properties of the student distribution, with both toy experiments and real-world experiment results supporting this finding. Across various evaluation scenarios, our proposed framework AMiD consistently demonstrates superior performance compared to methodologies that do not utilize the assistant distribution and those employing limited assistant distribution.

2 PRELIMINARY

2.1 KNOWLEDGE DISTILLATION FOR LARGE LANGUAGE MODELS

We denote the input prompt and output token sequences as x and y , respectively, where $y := (y_1, y_2, \dots, y_L) \in \mathcal{V}^L$ is a token sequence of length L , with each token drawn from the vocabulary set \mathcal{V} . Given the input x , an autoregressive large language model (LLM) outputs a next-token distribution $p(y_l|x, y_{<l})$, conditioned on both the prompt x and the previously generated tokens $y_{<l} := (y_1, y_2, \dots, y_{l-1})$. We assume access to two LLMs: a large fixed teacher model $p(y_l|x, y_{<l})$, and a smaller student model $q_\theta(y_l|x, y_{<l})$ parameterized by θ . The goal of knowledge distillation (KD) for LLMs is to transfer the knowledge of the teacher into the student. Concretely, KD for LLMs is typically formulated as aligning the next-token distributions of the teacher and student:

$$\min_{\theta} \mathbb{E}_{(x,y) \sim \mathcal{D}} \left[\sum_{l=1}^L D(p(y_l|x, y_{<l}), q_\theta(y_l|x, y_{<l})) \right] \quad (1)$$

where D denotes the divergence and the dataset \mathcal{D} is composed of the predefined dataset (Hinton et al., 2015), or various strategies using the student-generated outputs (SGOs): on-policy (Lin et al., 2020), a mixed approach (Agarwal et al., 2024; Gu et al., 2024; Xu et al., 2024), and an adaptive off-policy (Ko et al., 2024). For notational brevity, we omit the explicit dependence on x and y whenever it is clear from context, writing $p := p(y_l|x, y_{<l})$ and $q_\theta := q_\theta(y_l|x, y_{<l})$.

The choice of divergence D plays a pivotal role in KD for LLMs. The widely used Kullback–Leibler (KL) divergence $D_{\text{KL}}(p||q_\theta) := \sum_k p(k) \log \frac{p(k)}{q_\theta(k)}$ in KD (Hinton et al., 2015; Kim & Rush, 2016) emphasizes mode-covering, often assigning mass to less informative regions. To mitigate this effect, the reverse KL divergence $D_{\text{RKL}}(p||q_\theta) := D_{\text{KL}}(q_\theta||p)$ is employed for its mode-seeking properties (Gu et al., 2024), which possesses mode-seeking properties, but either choice entails a trade-off between quality and diversity. Recent studies address this by (1) combining divergences, e.g., GKD (Agarwal et al., 2024) with the generalized Jensen–Shannon divergence $D_{\text{GJS}}(p||q_\theta) := \lambda D_{\text{KL}}(p||\lambda p + (1-\lambda)q_\theta) + (1-\lambda) D_{\text{KL}}(q_\theta||\lambda p + (1-\lambda)q_\theta)$, and (2) extending classical divergences to enable explicit control, as in ABKD (Wang et al., 2025), which adopts the α - β -divergence D_{AB} (Cichocki et al., 2011) as a generic framework.

Meanwhile, several methodologies have recently been proposed to improve the optimization stability of KD for LLMs. Ko et al. (2024) leverages the skew KL divergence $D_{\text{SKL}}(p\|q_\theta) := D_{\text{KL}}(p\|\lambda p + (1-\lambda)q_\theta)$ and the skew reverse KL divergence $D_{\text{SRKL}}(p\|q_\theta) := D_{\text{KL}}(q_\theta\|\lambda p + (1-\lambda)q_\theta)$. TAID (Shing et al., 2025) introduces an adaptive intermediate distribution that gradually shifts from the student’s initial distribution to the teacher distribution, i.e., $D_{\text{TAID}}(p\|q_\theta) := D_{\text{KL}}(r_t\|q_\theta)$ where $r_t := \text{softmax}((1-\lambda_t) \cdot \text{logit}(q'_\theta) + \lambda_t \cdot \text{logit}(p))$ with time-dependent interpolation parameter λ_t , detached student logits $\text{logit}(q'_\theta)$, and teacher logits $\text{logit}(p)$.

2.2 m -MIXTURE AND e -MIXTURE

Mixture models are a standard tool for integrating information from multiple distributions. Information geometry (Amari, 2016; Nielsen, 2020; Eguchi & Komori, 2022) provides a dualistic structure on the manifold of probability distributions, characterized by two affine connections: the mixture connection and the exponential connection. These connections induce two natural ways of interpolating between distributions, commonly referred to as the m -mixture and the e -mixture.

Given two probability distributions p and q defined on the same measurable space, the m -mixture is defined as a convex combination of p and q :

$$p^{(m)}(x) := (1-t)p(x) + tq(x), \quad t \in [0, 1] \quad (2)$$

In contrast, the e -mixture is defined multiplicatively:

$$p^{(e)}(x) := \frac{p(x)^t q(x)^{1-t}}{Z(t)}, \quad Z(t) := \int p(x)^t q(x)^{1-t} dx \quad (3)$$

The m -mixture forms a straight line in probability space, while the e -mixture forms one in log-probability space. Some studies leverage m - and e -mixtures, for example, to construct paths for annealed importance sampling (Grosse et al., 2013; Masrani et al., 2021).

2.3 GENERALIZED f -MEAN

Generalized f -mean (Kolmogorov & Castelnovo, 1930) is a generalized framework of the mean by using a monotonically increasing differentiable function $f : \mathbb{R} \rightarrow \mathbb{R}$. Given a set of weights $\{w_i \in \mathbb{R}^+ \mid \sum_i w_i = 1\}$ and the set of corresponding input elements $\{u_i \in \mathbb{R}\}$, the generalized f -mean is defined as:

$$m_f(\{w_i\}, \{u_i\}) := f^{-1}\left(\sum_i w_i f(u_i)\right) \quad (4)$$

The m_f applies a nonlinear transformation to the inputs, combines them with weights in the transformed domain, and maps the result back to the original domain. The well-known means, such as the arithmetic mean and geometric mean, have *homogeneity*, which stands for a scale-free property $m_f(\{w_i\}, \{c \cdot u_i\}) = c \cdot m_f(\{w_i\}, \{u_i\})$ for $c > 0$. The generalized f -mean is homogeneous only when f belongs to the unique class of functions (Hardy, 1952; Amari, 2007):

$$f(u) := f_\alpha(u) = \begin{cases} u^{\frac{1-\alpha}{2}}, & \alpha \neq 1 \\ \log u, & \alpha = 1 \end{cases}, \quad u \in \mathbb{R}^+ \quad (5)$$

This family includes various notable examples, such as the weighted arithmetic mean for $\alpha = -1$, the weighted geometric mean for $\alpha = 1$, the weighted harmonic mean for $\alpha = 3$, and $\min\{u_i\}, \max\{u_i\}$ for $\alpha \rightarrow \infty$ and $\alpha \rightarrow -\infty$, respectively.

3 METHODOLOGY

3.1 MOTIVATION

Our primary motivation stems from the observation that recent studies inherently include the composition of the teacher distribution p and the student distribution q_θ , which we will refer as *assistant distribution* r_θ in this paper. For example, several studies (Agarwal et al., 2024; Ko et al., 2024) utilize the divergences that include $r_\theta := \lambda p + (1-\lambda)q_\theta$ with $\lambda \in [0, 1]$, which is an weighted arithmetic mean, also known as m -mixture. Moreover, we have newly discovered that the assistant distribution of TAID (Shing et al., 2025) is e -mixture, also known as a weighted geometric mean.

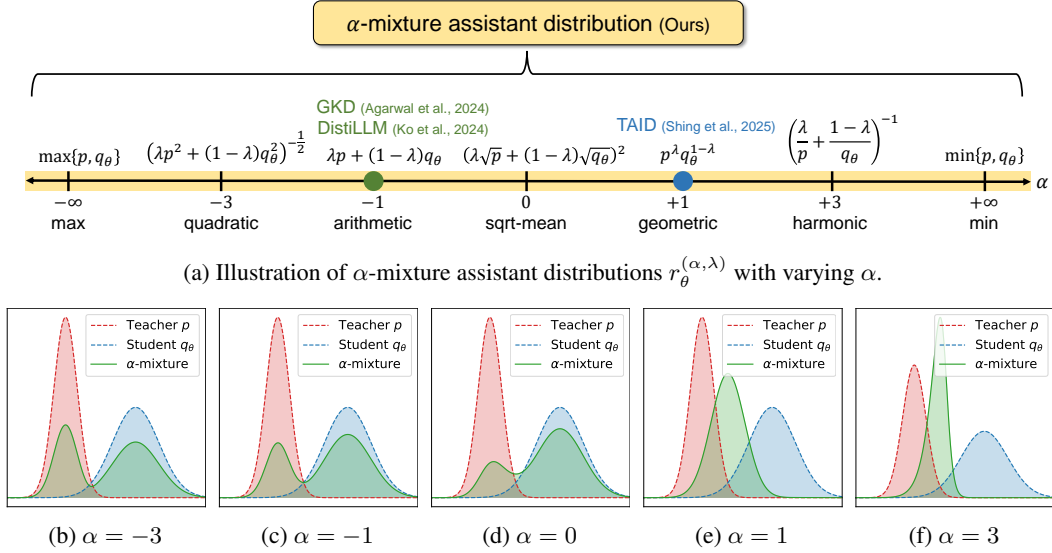


Figure 1: Visualization of the α -mixture assistant distribution family. (a) The α -mixture assistant distribution provides a generalized framework for assistant distributions, with prior studies (Agarwal et al., 2024; Ko et al., 2024; Shing et al., 2025) recoverable as special cases. (b-f) Illustration of the α -mixture assistant distribution where $p = \mathcal{N}(0, 0.5^2)$, $q_\theta = \mathcal{N}(3, 1^2)$, and $\lambda = 0.3$.

Proposition 3.1. *The assistant distribution of TAID (Shing et al., 2025) is e -mixture of p and q_θ .¹*

$$r := \text{softmax}((1-\lambda) \cdot \text{logit}(q_\theta) + \lambda \cdot \text{logit}(p)) \propto p^\lambda q_\theta^{1-\lambda} \quad (6)$$

Please refer to Appendix A.1 for proof. Using the assistant distribution provides several advantages in KD for LLMs. First, the assistant distribution facilitates more effective knowledge transfer between the teacher and the student. In KD, a significant capacity gap often arises due to differences in model size (Mirzadeh et al., 2020), and this issue becomes particularly pronounced in LLMs (Zhang et al., 2023; Sun et al., 2025) due to the high-dimensional nature. This gap makes it difficult for the student to faithfully capture the knowledge encoded in the teacher (Mirzadeh et al., 2020; Shing et al., 2025). By introducing the assistant distribution that serves as a bridge between the teacher and student, the information transfer might be more efficient (Shing et al., 2025). Second, the assistant distribution improves training stability. Due to the high-dimensional nature of LLMs, most of probabilities in p and q_θ are inevitably close to zero. These near-zero probabilities might cause instability in both the loss and the gradient computation when divergences involving density ratios (e.g., KL divergence) are used (Ko et al., 2024). A suitably constructed assistant distribution yields more stable density-ratio estimates, thereby enhancing the robustness of optimization (Ko et al., 2024).

Despite these advantages, no systematic study has examined (1) the distinction between m - and e -mixture assistant distributions, (2) alternative candidates, (3) their compatibility with diverse divergences, and (4) their implications for KD in LLMs, supported by theoretical and empirical analyses. This gap hinders the development of general and effective methodologies, so the recent studies often fall into sub-optimal performances by relying on an isolated design of assistant distribution. In this paper, we tackle this gap by unifying the existing assistant distributions into a generalized design principle of assistant distribution. In Section 3.2, we extend the assistant distribution family from the perspective of mean functions and examine its properties. Furthermore, we analyze its optimality under generic divergences and study its impact on KD for LLMs by gradient analysis in Section 3.3.

3.2 α -MIXTURE ASSISTANT DISTRIBUTION

We introduce a new assistant distribution family, coined α -mixture assistant distribution, by employing the generalized f_α -mean (Amari, 2016) as follows:

Definition 1 (α -mixture assistant distribution). Let $\alpha \in \mathbb{R}$ and $\lambda \in [0, 1]$. For distributions p and q_θ defined either on a discrete support \mathcal{X} indexed by k or on a continuous domain \mathcal{X} with variable x ,

¹We omit the time index t and detached notation for the sake of uniformity.

define the unnormalized α -mixture assistant distribution as:

$$\tilde{r}_\theta^{(\alpha, \lambda)}(z) = \begin{cases} \left(\lambda p(z)^{\frac{1-\alpha}{2}} + (1-\lambda) q_\theta(z)^{\frac{1-\alpha}{2}} \right)^{\frac{2}{1-\alpha}}, & \text{if } \alpha \neq 1, \\ p(z)^\lambda q_\theta(z)^{1-\lambda}, & \text{if } \alpha = 1, \end{cases} \quad (7)$$

where $z = k$ in the discrete case and $z = x$ in the continuous case.

Consequently, the (normalized) α -mixture assistant distribution is defined as:

$$r_\theta^{(\alpha, \lambda)}(z) = \frac{\tilde{r}_\theta^{(\alpha, \lambda)}(z)}{Z_r}, \quad Z_r := \sum_k \tilde{r}_\theta^{(\alpha, \lambda)}(k) \text{ or } \int_{\mathcal{X}} \tilde{r}_\theta^{(\alpha, \lambda)}(x) dx \quad (8)$$

The α -mixture assistant distribution $r_\theta^{(\alpha, \lambda)}$ contains two tunable parameters: α and λ . The λ determines the portion of the interpolation between teacher p and student model q_θ , which has been fine-tuned in previous works (Agarwal et al., 2024; Ko et al., 2024; Shing et al., 2025). The other parameter α is a new axis of distribution design variable, which was only employed as a specialized case ($\alpha = \pm 1$), controls the geometry of the interpolation path, as depicted in Figure 2a. Since the form of the generalized f_α -mean is solely governed by α , once α is fixed, λ only serves to control the portion between the teacher and student along that defined distribution family. Theorem 3.2 provides an additional helpful perspective of the α -mixture (assistant) distribution:

Theorem 3.2. (Amari, 2007) *Given a fixed α and λ , the $r^{(\alpha, \lambda)}$ defined as Eq. (8) is unique minimizer of a weighted sum of α -divergences D_α :*

$$r^{(\alpha, \lambda)} = \arg \min_r \lambda \cdot D_\alpha(p \| r) + (1 - \lambda) \cdot D_\alpha(q \| r) \quad (9)$$

Theorem 3.2 indicates that $r_\theta^{(\alpha, \lambda)}$ is the internal division distribution of p and q_θ in terms of α -divergence, which bridges the generalization of the mean concept and the geodesic in information geometry. It should be noted that $r_\theta^{(\alpha, \lambda)}$ generalizes existing assistant distribution and its analysis: $r_\theta^{(-1, \lambda)}$ is m -mixture (Agarwal et al., 2024; Ko et al., 2024) that is minimizer of a weighted sum of D_{KL} , and $r_\theta^{(1, \lambda)}$ is e -mixture (Shing et al., 2025) that is minimizer of a weighted sum of D_{RKL} . Furthermore, adjusting $r_\theta^{(\alpha, \lambda)}$ provides several new assistant distributions that were not previously used in KD literature, as depicted in Figure 1a.

Moreover, the support of α -mixture assistant distribution determined by the range of α : $\text{supp}(r_\theta^{(\alpha, \lambda)}) = \text{supp}(p) \cup \text{supp}(q_\theta)$ when $\alpha < 1$, and $\text{supp}(r_\theta^{(\alpha, \lambda)}) = \text{supp}(p) \cap \text{supp}(q)$ when $\alpha \geq 1$. This property demonstrates the necessity of determining the range of α based on the characteristics at the intersection of p and q_θ . For instance, if p and q_θ overlap significantly, setting $\alpha \geq 1$ can strengthen the matching within the intersection region. Conversely, if they overlap minimally, setting $\alpha < 1$ indicates that matching occurs across a broader range. Although in KD for LLMs, p and q_θ typically share the same support defined by the vocabulary set, this property remains useful because many probabilities are very small values close to zero due to the high dimensionality. Figure 1 shows the different behaviors of $r_\theta^{(\alpha, \lambda)}$ among the various α .

We also demonstrate that $r_\theta^{(\alpha, \lambda)}$ is a continuous function with respect to α in Proposition 3.3, even though the $r_\theta^{(\alpha, \lambda)}$ is a piecewise-defined function. This property enables the design of a curriculum-based adaptive α scheduling, paralleling prior work (Shing et al., 2025; Ko et al., 2025) that investigated adaptive strategies for λ . Please refer to Appendix A.2 for proof.

Proposition 3.3. (Continuity) *Assume that p and q_θ are not both zero. Then, $r_\theta^{(\alpha, \lambda)}$ is continuous function w.r.t α under the fixed $\lambda \in [0, 1]$.*

3.3 AMiD: KNOWLEDGE DISTILLATION WITH α -MIXTURE ASSISTANT DISTRIBUTION

In this section, we present a token-level KD for LLMs with α -mixture assistant distribution, coined as α -mixture distillation (AMiD), which aims to align $r_\theta^{(\alpha, \lambda)}$ and either p or q_θ . Specifically, the optimization of AMiD is defined as follows, similar to Eq. (1):

$$\min_\theta \mathbb{E}_{(x, y) \sim \mathcal{D}} \left[\sum_{l=1}^L D(p, r_\theta^{(\alpha, \lambda)}) \right] \quad \text{or} \quad \min_\theta \mathbb{E}_{(x, y) \sim \mathcal{D}} \left[\sum_{l=1}^L D(q_\theta, r_\theta^{(\alpha, \lambda)}) \right] \quad (10)$$

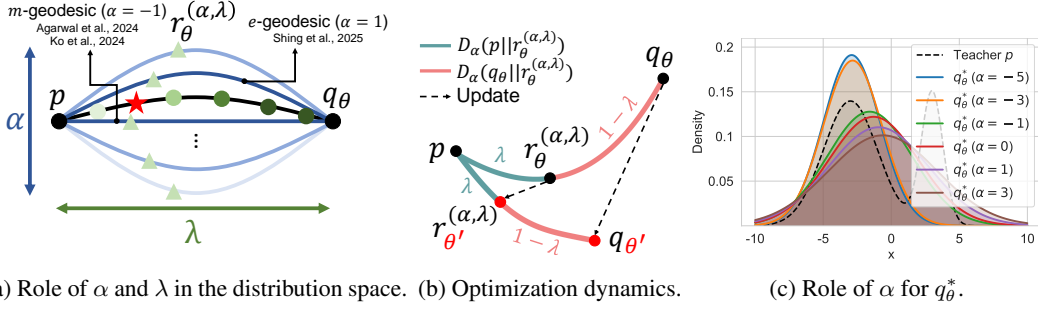


Figure 2: Visualization of the characteristics of the α -mixture distillation, AMiD. (a) α determines the geometry of interpolation while λ controls the portion between p and q_θ . (b) $r_\theta^{(\alpha, \lambda)}$ can be interpreted as the internal division point in terms of α -divergence. Due to the uniqueness, updates of $r_\theta^{(\alpha, \lambda)}$ also affect q_θ . (c) Toy experiment with two-modal p and uni-modal q_θ . α controls the property of q_θ^* between the mode-covering and mode-seeking, even though we minimize $D_{\text{KL}}(p \| r_\theta^{(\alpha, \lambda)})$.

It is worth noting that AMiD allows the use of arbitrary divergence D and any dataset \mathcal{D} (see Section 2.1) since $r_\theta^{(\alpha, \lambda)}$ is a valid distribution. Furthermore, AMiD generalizes the optimization schemes of prior research by extending both the assistant distribution and the divergence. For example, DistiLLM (Ko et al., 2024) corresponds to $D_{\text{KL}}(p \| r_\theta^{(-1, \lambda)})$ and $D_{\text{KL}}(q_\theta \| r_\theta^{(-1, \lambda)})$; and TAID (Shing et al., 2025) corresponds to $D_{\text{RKL}}(p \| r_\theta^{(1, \lambda)})$.

Next, we aim to characterize the optimality of our proposed framework, AMiD.

Theorem 3.4. (Optimality) *Under the perfect optimization, the following statements are true for any divergence D and $\alpha \in \mathbb{R}$:*

- For $\lambda \in [0, 1]$, $D(p, r_\theta^{(\alpha, \lambda)}) = 0$ if and only if $p = q_\theta$.
- For $\lambda \in (0, 1]$, $D(q_\theta, r_\theta^{(\alpha, \lambda)}) = 0$ if and only if $p = q_\theta$.

Please refer to Appendix A.3 for the proof. Theorem 3.4 demonstrates that even if we minimize the divergence between p (or q_θ) and $r_\theta^{(\alpha, \lambda)}$, the primary goal of KD is guaranteed i.e., $p = q_\theta$. It is intuitive because the interpolation point needs to coincide with one of the endpoints when it coincides with the other (see Figure 2b). Therefore, leveraging the benefits of the assistant distribution (see Section 3.1), we establish optimality. Although Theorem 3.4 establishes theoretical optimality for any choice of D , $\alpha \in \mathbb{R}$, and $\lambda \in (0, 1)$, the effectiveness of AMiD depends on selecting appropriate values due to the imperfect practical optimization.

Now, we provide the gradient analysis to investigate the specific role of α . In particular, we consider f -divergence, which is widely used in many areas, including KD for LLMs.

Proposition 3.5. (Gradient analysis) *The gradient of f -divergence $D_f(p \| r_\theta^{(\alpha, \lambda)})$ be expressed as:*

$$\nabla_\theta D_f(p \| r_\theta^{(\alpha, \lambda)}) = \mathbb{E}_{r_\theta^{(\alpha, \lambda)}} \left[w \cdot \left\{ \psi_f \left(\frac{p}{r_\theta^{(\alpha, \lambda)}} \right) - \mathbb{E}_{r_\theta^{(\alpha, \lambda)}} \left[\psi_f \left(\frac{p}{r_\theta^{(\alpha, \lambda)}} \right) \right] \right\} \cdot \nabla_\theta \log q_\theta \right] \quad (11)$$

where $w := \frac{(1-\lambda)q_\theta^{\frac{1-\alpha}{2}}}{\lambda p^{\frac{1-\alpha}{2}} + (1-\lambda)q_\theta^{\frac{1-\alpha}{2}}}$ and $\psi_f(v) := f(v) - v f'(v)$.

Please refer to Appendix A.4 for the proof. Proposition 3.5 implies the following properties. **First**, w controls the magnitude of the instance-wise gradient $\nabla_\theta \log q_\theta(y_i | x, y_{<i})$. While w does not affect the individual gradient direction due to $0 \leq w \leq 1$, its weighting effect may shift the batch-wise gradient direction. **Second**, the α plays a crucial role in enabling w to perform instance-wise weighting based on the density ratio $\frac{p(y_i | x, y_{<i})}{q_\theta(y_i | x, y_{<i})}$. This property originates from the unique characteristic of the α -mixture assistant distribution that cannot be achieved by λ or learning rate scheduling. **Third**, α (relatively) adjusts the *mode-covering* and *mode-seeking* behavior of the optimized student distribution. Let us assume $\frac{1-\alpha}{2} \geq 0$, i.e., $\alpha \leq 1$.² When $p \geq q_\theta$, a larger α produces a correspondingly

²Although α can be any real number, we assume $\alpha \leq 1$ for the sake of simplicity.

Table 1: ROUGE-L scores (\uparrow) on five task-agnostic instruction-following datasets. **Bold** and Underline mean the best and second-best performance of each column, except the teacher, respectively. All results are based on our own re-implementation. We conduct the evaluation with five random seeds. More results of baselines are in Appendix C.1.

Model	Val. (\uparrow)	Dolly Eval (\uparrow)	Self Inst (\uparrow)	Vicuna (\uparrow)	Super NI (\uparrow)	UnNI (\uparrow)	Avg. (\uparrow)
GPT-2 XL (Teacher)	—	27.14 \pm 0.15	14.55 \pm 0.82	16.12 \pm 0.31	27.21 \pm 0.25	31.41 \pm 0.06	23.29
<i>GPT-2 XL (1.5B) \rightarrow GPT-2 (0.1B)</i>							
GKD	27.06	24.58 \pm 0.13	11.78 \pm 0.44	14.60 \pm 0.37	22.84 \pm 0.12	25.04 \pm 0.09	19.77
TAID	28.37	<u>25.74</u> \pm 0.27	<u>12.91</u> \pm 0.31	<u>17.09</u> \pm 0.18	23.66 \pm 0.31	26.82 \pm 0.05	21.24
DistiLLM (SKL)	27.88	25.50 \pm 0.28	12.35 \pm 0.39	16.10 \pm 0.22	23.87 \pm 0.39	26.16 \pm 0.06	20.80
DistiLLM (SRKL)	28.21	<u>25.74</u> \pm 0.20	12.13 \pm 0.23	16.34 \pm 0.15	25.40 \pm 0.10	26.91 \pm 0.12	21.30
ABKD	<u>28.61</u>	25.49 \pm 0.24	12.52 \pm 0.52	17.36 \pm 0.55	<u>26.07</u> \pm 0.14	<u>27.36</u> \pm 0.10	<u>21.76</u>
AMiD (Ours)	29.24	26.44 \pm 0.12	13.74 \pm 0.49	16.76 \pm 0.24	29.71 \pm 0.08	30.35 \pm 0.09	23.40
<i>GPT-2 XL (1.5B) \rightarrow GPT-2 Medium (0.3B)</i>							
GKD	27.90	25.06 \pm 0.55	12.36 \pm 0.42	15.71 \pm 0.58	23.83 \pm 0.26	27.14 \pm 0.09	20.82
TAID	29.45	<u>27.01</u> \pm 0.27	<u>14.53</u> \pm 0.47	<u>17.58</u> \pm 0.20	25.14 \pm 0.15	29.79 \pm 0.14	22.81
DistiLLM (SKL)	29.65	26.87 \pm 0.13	14.11 \pm 0.29	16.85 \pm 0.54	25.59 \pm 0.22	28.84 \pm 0.03	22.45
DistiLLM (SRKL)	29.72	26.50 \pm 0.20	13.79 \pm 0.71	17.14 \pm 0.52	26.25 \pm 0.11	29.31 \pm 0.16	22.60
ABKD	29.64	26.93 \pm 0.17	13.69 \pm 0.32	17.45 \pm 0.27	<u>28.15</u> \pm 0.18	<u>30.94</u> \pm 0.06	<u>23.43</u>
AMiD (Ours)	30.83	27.34 \pm 0.18	15.26 \pm 0.46	17.69 \pm 0.27	29.04 \pm 0.20	33.15 \pm 0.13	24.50
<i>GPT-2 XL (1.5B) \rightarrow GPT-2 Large (0.8B)</i>							
GKD	29.36	26.38 \pm 0.24	14.44 \pm 0.66	17.02 \pm 0.46	26.64 \pm 0.16	30.99 \pm 0.13	23.09
TAID	29.83	26.85 \pm 0.32	15.07 \pm 0.31	<u>17.02</u> \pm 0.48	26.71 \pm 0.23	31.09 \pm 0.17	23.35
DistiLLM (SKL)	29.69	26.12 \pm 0.27	<u>15.69</u> \pm 0.75	16.91 \pm 0.43	27.23 \pm 0.18	30.73 \pm 0.12	23.34
DistiLLM (SRKL)	<u>30.59</u>	27.09 \pm 0.40	14.61 \pm 0.66	16.39 \pm 0.27	28.44 \pm 0.45	31.04 \pm 0.06	23.51
ABKD	30.49	<u>27.67</u> \pm 0.34	15.46 \pm 0.81	17.43 \pm 0.25	30.74 \pm 0.22	33.11 \pm 0.15	24.88
AMiD (Ours)	31.10	27.86 \pm 0.29	16.46 \pm 0.41	16.62 \pm 0.50	32.64 \pm 0.26	35.64 \pm 0.07	25.84

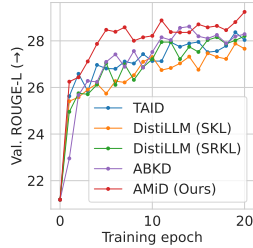


Figure 3: ROUGE-L curve on Dolly dataset.

Table 2: Experimental results on the task-specific distillation. “Trans.” and “Summ.” indicate translation and summarization task, respectively. We use D_{AB} for a divergence and a fixed $\lambda = 0.1$ for these experiments.

Assistant $r_{\theta}^{(\alpha, \lambda)}$	SFTed Gemma-7B-It \rightarrow Gemma-2B-It			SFTed Qwen2-7B-It to Qwen2-0.5B-It		
	Trans. COMET (\uparrow)	Summ. ROUGE-L (\uparrow)	GSM8K. Acc (\uparrow)	Trans. COMET (\uparrow)	Summ. ROUGE-L (\uparrow)	GSM8K. Acc (\uparrow)
q_{θ}	<u>74.21</u>	34.88	24.26	58.07	31.67	33.13
DistiLLM	52.83	26.51	00.00	57.23	<u>32.27</u>	<u>35.63</u>
TAID	74.20	<u>34.93</u>	24.49	<u>58.17</u>	31.65	33.28
AMiD ($\alpha \neq \pm 1$)	74.78	35.22	24.94	58.31	32.51	36.24

larger value of w . Thus, it amplifies the gradient magnitude in regions where the student underestimates the teacher. As a result, choosing a large α (relatively) encourages the student distribution q_{θ} to exhibit a *mode-covering* behavior. In contrast, employing the small α in $p < q_{\theta}$ results in a large w value. It assigns a large gradient magnitude to the area where the student overestimates, ultimately exhibiting that the small α (relatively) reinforces *mode-seeking* property.

To support the results from the gradient analysis, we investigate the property of the optimized student model q_{θ}^* through the toy experiments. Figure 2c shows that the optimized student distribution q_{θ}^* with small α converges to one of the peak, which indicates the mode-seeking. As increasing α , the q_{θ}^* gradually have thick tails while moving towards the average of p , which implies the mode-covering. These analyses demonstrate that the balance between mode-covering and mode-seeking, often attributed to divergence selection, might be controlled by α in the α -mixture assistant distribution. Please refer to Figure 4 for the diversity analysis of the practical model and dataset.

4 EXPERIMENTS

We consider both general instruction-following distillation and task-specific distillation to validate the effectiveness of AMiD. AMiD is primarily compared against GKD (Agarwal et al., 2024), DistiLLM (Ko et al., 2024), TAID (Shing et al., 2025), and the state-of-the-art ABKD (Wang et al., 2025). Please refer to Table 5 in Appendix C for further performance comparisons with additional baselines. Additional details on datasets, models, and training details are provided in Appendix B.

Table 3: ROUGE-L scores (\uparrow) with various divergences D and α . We utilize GPT-2 XL (1.5B) \rightarrow GPT-2 (0.1B). We use a fixed $\lambda = 0.1$ for these experiments. The assistant distribution employed by DistiLLM and TAID corresponds to $\alpha = -1$ and $\alpha = 1$, respectively.

Divergence D	Assistant $r_{\theta}^{(\alpha, \lambda)}$	Val. (\uparrow)	Dolly Eval (\uparrow)	Self Inst (\uparrow)	Vicuna (\uparrow)	Super NI (\uparrow)	UnNI (\uparrow)	Avg. (\uparrow)
$D_{KL}(p\ r_{\theta}^{(\alpha, \lambda)})$	q_{θ}	25.25	22.96 ± 0.23	10.54 ± 0.14	15.33 ± 0.13	18.10 ± 0.26	21.10 ± 0.16	17.61
	AMiD ($\alpha = -5.0$)	28.99	25.86 ± 0.10	13.72 ± 0.42	15.90 ± 0.29	28.32 ± 0.24	29.52 ± 0.06	22.66
	AMiD ($\alpha = -3.0$)	28.47	25.72 ± 0.17	13.68 ± 0.19	16.71 ± 0.30	27.30 ± 0.30	29.03 ± 0.12	22.49
	AMiD ($\alpha = -1.0$)	27.88	25.50 ± 0.28	12.35 ± 0.39	16.10 ± 0.22	23.87 ± 0.39	26.16 ± 0.06	20.80
	AMiD ($\alpha = -0.5$)	27.37	24.17 ± 0.37	12.15 ± 0.49	16.37 ± 0.38	24.34 ± 0.20	24.36 ± 0.06	20.28
	AMiD ($\alpha = 0.0$)	26.37	24.08 ± 0.25	10.65 ± 0.20	16.27 ± 0.24	20.09 ± 0.20	22.71 ± 0.13	18.76
	AMiD ($\alpha = 0.5$)	25.56	22.81 ± 0.22	10.77 ± 0.40	16.24 ± 0.23	18.96 ± 0.45	22.13 ± 0.10	18.18
	AMiD ($\alpha = 1.0$)	25.31	22.99 ± 0.12	11.17 ± 0.51	15.97 ± 0.46	18.74 ± 0.40	21.94 ± 0.16	18.16
$D_{RKL}(p\ r_{\theta}^{(\alpha, \lambda)})$	q_{θ}	28.85	26.67 ± 0.50	12.32 ± 0.43	17.48 ± 0.30	24.25 ± 0.19	26.56 ± 0.19	21.46
	AMiD ($\alpha = -5.0$)	28.39	26.16 ± 0.33	12.95 ± 0.57	17.39 ± 0.39	24.59 ± 0.22	27.17 ± 0.09	21.65
	AMiD ($\alpha = -3.0$)	28.75	26.47 ± 0.12	12.71 ± 0.21	17.17 ± 0.42	27.00 ± 0.11	28.16 ± 0.12	22.30
	AMiD ($\alpha = -1.0$)	28.97	22.96 ± 0.23	12.34 ± 0.24	17.27 ± 0.64	22.44 ± 0.36	25.68 ± 0.10	20.83
	AMiD ($\alpha = -0.5$)	28.25	26.15 ± 0.30	11.81 ± 0.29	16.54 ± 0.22	23.49 ± 0.25	25.87 ± 0.06	20.77
	AMiD ($\alpha = 0.0$)	28.80	25.84 ± 0.22	12.06 ± 0.13	17.71 ± 0.65	22.72 ± 0.24	25.36 ± 0.10	20.74
	AMiD ($\alpha = 0.5$)	28.45	25.42 ± 0.11	11.45 ± 0.26	17.31 ± 0.38	21.58 ± 0.24	24.43 ± 0.10	20.04
	AMiD ($\alpha = 1.0$)	0.16	4.27 ± 0.01	2.81 ± 0.02	9.12 ± 0.06	1.64 ± 0.00	1.84 ± 0.0	3.94
$D_{AB}(p\ r_{\theta}^{(\alpha, \lambda)})$	q_{θ}	28.61	25.49 ± 0.24	12.52 ± 0.52	17.36 ± 0.55	26.07 ± 0.14	27.36 ± 0.10	21.76
	AMiD ($\alpha = -5.0$)	29.24	26.44 ± 0.12	13.74 ± 0.49	16.76 ± 0.24	29.71 ± 0.08	30.35 ± 0.09	23.40
	AMiD ($\alpha = -3.0$)	29.07	26.38 ± 0.18	13.58 ± 0.57	16.11 ± 0.18	29.27 ± 0.14	30.14 ± 0.06	23.10
	AMiD ($\alpha = -1.0$)	28.70	26.10 ± 0.24	13.34 ± 0.25	16.71 ± 0.27	26.55 ± 0.17	29.55 ± 0.11	22.45
	AMiD ($\alpha = -0.5$)	28.70	26.37 ± 0.27	13.59 ± 0.25	17.02 ± 0.34	27.06 ± 0.31	28.50 ± 0.16	22.51
	AMiD ($\alpha = 0.0$)	28.86	25.77 ± 0.34	13.57 ± 0.22	16.14 ± 0.36	27.26 ± 0.27	28.52 ± 0.20	22.25
	AMiD ($\alpha = 0.5$)	28.46	25.80 ± 0.32	12.94 ± 0.36	16.59 ± 0.34	26.29 ± 0.22	27.73 ± 0.08	21.87
	AMiD ($\alpha = 1.0$)	24.93	22.36 ± 0.22	9.72 ± 0.58	16.29 ± 0.30	15.09 ± 0.19	16.15 ± 0.12	15.92

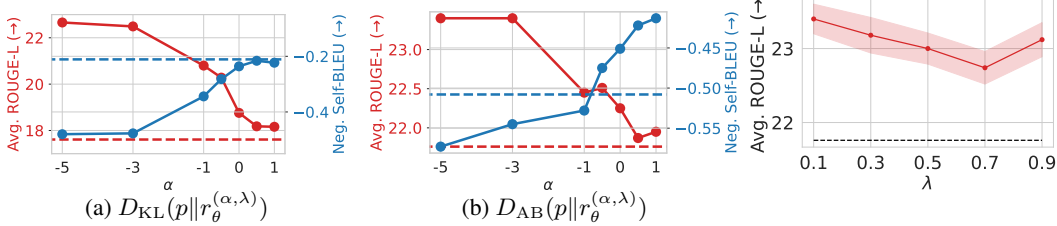


Figure 4: Performance curve on ROUGE-L (quality) and Self-BLEU (diversity). Colored dashed lines: no-assistant baseline. $\lambda = 0.1$. Figure 5: Sensitivity analysis for λ under fixed $\alpha = -5.0$.

4.1 PERFORMANCE COMPARISON

Instruction-following Experiments. Table 1 reports results on the GPT-2 family (Radford et al., 2019) across different model sizes. AMiD consistently achieves the best performance in most evaluation settings, surpassing prior methods such as GKD, TAID, and DistiLLM, which also exploit assistant distributions. Notably, AMiD delivers substantial gains on SuperNI and UnNI, benchmarks requiring generalization to diverse and unseen instructions (Wang et al., 2022). These improvements suggest that AMiD promotes superior mode coverage and distributional alignment, thereby enhancing out-of-distribution generalization. Even when the capacity gap narrows for larger models (e.g., GPT-2 Large), AMiD continues to yield significant improvements, demonstrating that the α -mixture assistant distribution benefits not only small students but also stronger ones, thereby validating its scalability and robustness. Figure 3 further shows that AMiD consistently envelopes the baseline’s validation ROUGE-L curve, indicating both efficient and stable optimization. Additional comparisons with other baselines and experiments on OpenLLaMA are provided in Appendix C

Task-specific Experiments. To further investigate the effectiveness of AMiD, we consider various task-specific distillation, such as translation, summarization, and reasoning tasks. We adopt the implementation of SKD (Xu et al., 2024) and employ the fixed dataset strategy. As shown in Table 2, using an assistant distribution achieves higher performance compared to the no-assistant baseline (q_{θ}). Nevertheless, in the previous framework, where only $\alpha = \pm 1$ is available, it exhibits mixed performance depending on the task and network. Our proposed framework, AMiD, which extends the range of α , allows us to discover the high-performance assistant distribution. This generalization leads to consistent improvements over the baselines, achieving the best performance on all tasks.

Table 4: ROUGE-L scores (\uparrow) with various SGOs. We utilize GPT-2 XL (1.5B) \rightarrow GPT-2 (0.1B). We use a fixed $\lambda = 0.1$ for these experiments. The assistant distribution employed by DistiLLM and TAID corresponds to $\alpha = -1$ and $\alpha = 1$, respectively.

Dataset \mathcal{D}	Assistant $r_{\theta}^{(\alpha, \lambda)}$	Val. (\uparrow)	Dolly Eval (\uparrow)	Self Inst (\uparrow)	Vicuna (\uparrow)	Super NI (\uparrow)	UnNI (\uparrow)	Avg. (\uparrow)
Fixed (Hinton et al., 2015)	q_{θ}	27.06	24.81 ± 0.28	11.25 ± 0.26	15.05 ± 0.21	21.78 ± 0.15	23.73 ± 0.09	19.32
	AMiD ($\alpha = -1$)	27.35	25.34 ± 0.28	11.54 ± 0.26	15.34 ± 0.30	21.77 ± 0.19	24.45 ± 0.06	19.69
	AMiD ($\alpha = 1$)	27.09	24.36 ± 0.34	12.40 ± 0.41	14.37 ± 0.31	24.36 ± 0.28	26.28 ± 0.05	20.35
	AMiD ($\alpha \neq \pm 1$)	27.84	<u>25.32</u> ± 0.15	13.44 ± 0.41	15.44 ± 0.11	27.03 ± 0.12	28.19 ± 0.06	21.88
On-policy (Lin et al., 2020)	q_{θ}	28.25	25.70 ± 0.20	13.03 ± 0.17	16.86 ± 0.34	24.67 ± 0.16	27.47 ± 0.15	21.55
	AMiD ($\alpha = -1$)	28.60	25.43 ± 0.34	12.96 ± 0.58	16.59 ± 0.39	27.35 ± 0.16	29.93 ± 0.07	22.45
	AMiD ($\alpha = 1$)	28.60	25.12 ± 0.55	13.28 ± 0.38	17.08 ± 0.52	24.35 ± 0.23	26.94 ± 0.19	21.35
	AMiD ($\alpha \neq \pm 1$)	28.90	26.22 ± 0.31	14.31 ± 0.22	17.37 ± 0.22	28.59 ± 0.27	31.00 ± 0.08	23.50
Mixed (Agarwal et al., 2024)	q_{θ}	29.08	25.67 ± 0.16	12.38 ± 0.29	17.15 ± 0.52	22.98 ± 0.26	26.20 ± 0.14	20.88
	AMiD ($\alpha = -1$)	28.79	25.65 ± 0.25	11.98 ± 0.28	16.94 ± 0.13	23.82 ± 0.17	26.25 ± 0.06	20.93
	AMiD ($\alpha = 1$)	28.06	<u>25.68</u> ± 0.39	12.81 ± 0.20	<u>16.97</u> ± 0.27	<u>24.91</u> ± 0.21	<u>26.52</u> ± 0.08	<u>21.38</u>
	AMiD ($\alpha \neq \pm 1$)	29.24	26.46 ± 0.16	13.62 ± 0.27	16.91 ± 0.30	28.13 ± 0.06	29.39 ± 0.07	22.90
Adaptive off-policy (Ko et al., 2024)	q_{θ}	28.61	25.49 ± 0.24	12.52 ± 0.52	17.36 ± 0.55	26.07 ± 0.14	27.36 ± 0.10	21.76
	AMiD ($\alpha = -1$)	28.70	26.10 ± 0.24	13.34 ± 0.25	16.71 ± 0.27	26.55 ± 0.17	29.55 ± 0.11	22.45
	AMiD ($\alpha = 1$)	27.80	25.78 ± 0.44	13.74 ± 0.19	16.42 ± 0.22	26.04 ± 0.22	27.79 ± 0.09	21.95
	AMiD ($\alpha \neq \pm 1$)	29.24	26.44 ± 0.12	13.74 ± 0.49	<u>16.76</u> ± 0.24	29.71 ± 0.08	30.35 ± 0.09	23.40

4.2 ADDITIONAL ANALYSIS AND ABLATION STUDY

Effect of α and λ . As mentioned in Section 3.3, we have demonstrated that even when employing the same divergence, adjusting the α of the α -mixture assistant distribution allows us to control the mode-covering or mode-seeking property of the optimized student distribution. To further substantiate this analysis, we examine the trends of ROUGE-L, representing quality, and (Negative) Self-BLEU, representing diversity, by adjusting α with a fixed divergence. Figure 4 exhibits a clear quality-diversity trade-off for both KL divergence D_{KL} and α - β divergence D_{AB} . Specifically, as α increases, quality decreases and diversity increases, supporting the theoretical analysis that the mode-covering property is enhanced. Decreasing α shows the opposite effect, aligning with the mode of teacher distribution, which indicates mode-seeking. These results demonstrate that, even under a fixed divergence, α serves as an effective control knob to balance quality and diversity.

While this paper has primarily examined extensions from the α perspective, we study the effect of varying the mixing coefficient λ under fixed α . As shown in Figure 5, the performance remains stable across a wide range of λ . Remarkably, for all tested λ the performance consistently outperforms the no-assistant baseline (dashed line), demonstrating the robustness of AMiD with respect to λ .

Compatibility with Divergences. As mentioned in Section 3.3, AMiD allows the use of the arbitrary divergence D since the α -mixture assistant distribution $r_{\theta}^{(\alpha, \lambda)}$ is a valid distribution. Therefore, we conduct performance comparisons across various combinations of divergences and α values to demonstrate the versatility of AMiD. In Table 3, we observed that AMiD generally achieves higher performance than the no-assistant baseline regardless of divergence in most settings. Notably, the highest-performing α was discovered in $\alpha \neq \pm 1$ regions beyond the limited scope of prior works, and its values are generally small. These results confirm the universality of AMiD to generic divergences, representing its wide adaptiveness and flexibility. Please refer to Appendix C.3 for the student-assistant cases $D(q_{\theta}, r_{\theta}^{(\alpha, \lambda)})$.

Universality to SGOs. AMiD is a generalized framework from the view of assistant distribution $r_{\theta}^{(\alpha, \lambda)}$ and divergence D , and therefore is not constrained by the dataset \mathcal{D} . In Table 4, we confirm the universality of AMiD across various student-generated output (SGO) strategies. AMiD ($\alpha \neq \pm 1$) outperforms the no-assistant baseline and previous mixtures ($\alpha = \pm 1$) by a significant margin across almost all metrics. These results indicate that AMiD is compatible with diverse SGO pipelines and remains effective regardless of how the datasets are collected.

5 CONCLUSION

This work introduces a unified framework for KD in LLMs by proposing the α -mixture assistant distribution and the corresponding distillation method, AMiD. Our approach systematically generalizes previous fragmented methods and enables flexible interpolation between teacher and student. Theoretical and empirical analyses congruently demonstrate that the design parameter α controls the mode-seeking vs. mode-covering behavior. AMiD consistently outperforms prior KD methods across diverse settings and establishes a new foundation for assistant-guided KD for LLMs.

REFERENCES

- Josh Achiam, Steven Adler, Sandhini Agarwal, Lama Ahmad, Ilge Akkaya, Florencia Leoni Aleman, Diogo Almeida, Janko Altenschmidt, Sam Altman, Shyamal Anadkat, et al. Gpt-4 technical report. *arXiv preprint arXiv:2303.08774*, 2023.
- Rishabh Agarwal, Nino Vieillard, Yongchao Zhou, Piotr Stanczyk, Sabela Ramos Garea, Matthieu Geist, and Olivier Bachem. On-policy distillation of language models: Learning from self-generated mistakes. In *The twelfth international conference on learning representations*, 2024.
- Shun-ichi Amari. Integration of stochastic models by minimizing α -divergence. *Neural computation*, 19(10):2780–2796, 2007.
- Shun-ichi Amari. *Information geometry and its applications*, volume 194. Springer, 2016.
- Peter S Bullen. *Handbook of means and their inequalities*, volume 560. Springer Science & Business Media, 2013.
- Yulong Chen, Yang Liu, Liang Chen, and Yue Zhang. DialogSum: A real-life scenario dialogue summarization dataset. In Chengqing Zong, Fei Xia, Wenjie Li, and Roberto Navigli (eds.), *Findings of the Association for Computational Linguistics: ACL-IJCNLP 2021*, pp. 5062–5074, Online, August 2021. Association for Computational Linguistics. doi: 10.18653/v1/2021.findings-acl.449. URL <https://aclanthology.org/2021.findings-acl.449/>.
- Wei-Lin Chiang, Zhuohan Li, Zi Lin, Ying Sheng, Zhanghao Wu, Hao Zhang, Lianmin Zheng, Siyuan Zhuang, Yonghao Zhuang, Joseph E. Gonzalez, Ion Stoica, and Eric P. Xing. Vicuna: An open-source chatbot impressing gpt-4 with 90%* chatgpt quality, March 2023. URL <https://lmsys.org/blog/2023-03-30-vicuna/>.
- Andrzej Cichocki, Sergio Cruces, and Shun-ichi Amari. Generalized alpha-beta divergences and their application to robust nonnegative matrix factorization. *Entropy*, 13(1):134–170, 2011.
- Karl Cobbe, Vineet Kosaraju, Mohammad Bavarian, Mark Chen, Heewoo Jun, Lukasz Kaiser, Matthias Plappert, Jerry Tworek, Jacob Hilton, Reiichiro Nakano, et al. Training verifiers to solve math word problems. *arXiv preprint arXiv:2110.14168*, 2021.
- Mike Conover, Matt Hayes, Ankit Mathur, Jianwei Xie, Jun Wan, Sam Shah, Ali Ghodsi, Patrick Wendell, Matei Zaharia, and Reynold Xin. Free dolly: Introducing the world’s first truly open instructiontuned llm. 2023.
- Marta R Costa-Jussà, James Cross, Onur Çelebi, Maha Elbayad, Kenneth Heafield, Kevin Heffernan, Elahe Kalbassi, Janice Lam, Daniel Licht, Jean Maillard, et al. No language left behind: Scaling human-centered machine translation. *arXiv preprint arXiv:2207.04672*, 2022.
- Shinto Eguchi and Osamu Komori. Minimum divergence methods in statistical machine learning. *No Title*, 2022.
- Xinyang Geng and Hao Liu. Openllama: An open reproduction of llama, May 2023. URL https://github.com/openlm-research/open_llama.
- Aaron Gokaslan and Vanya Cohen. Openwebtext corpus. <http://Skylion007.github.io/OpenWebTextCorpus>, 2019.
- Roger B Grosse, Chris J Maddison, and Russ R Salakhutdinov. Annealing between distributions by averaging moments. *Advances in Neural Information Processing Systems*, 26, 2013.
- Yuxian Gu, Li Dong, Furu Wei, and Minlie Huang. MiniLLM: Knowledge distillation of large language models. In *The Twelfth International Conference on Learning Representations*, 2024. URL <https://openreview.net/forum?id=5h0qf7IBZZ>.
- GH Hardy. *Inequalities*. Cambridge University Press, 1952.
- Geoffrey Hinton, Oriol Vinyals, and Jeff Dean. Distilling the knowledge in a neural network. *arXiv preprint arXiv:1503.02531*, 2015.

-
- Or Honovich, Thomas Scialom, Omer Levy, and Timo Schick. Unnatural instructions: Tuning language models with (almost) no human labor. In Anna Rogers, Jordan Boyd-Graber, and Naoaki Okazaki (eds.), *Proceedings of the 61st Annual Meeting of the Association for Computational Linguistics (Volume 1: Long Papers)*, pp. 14409–14428, Toronto, Canada, July 2023. Association for Computational Linguistics. doi: 10.18653/v1/2023.acl-long.806. URL <https://aclanthology.org/2023.acl-long.806/>.
- Yoon Kim and Alexander M Rush. Sequence-level knowledge distillation. In *Proceedings of the 2016 conference on empirical methods in natural language processing*, pp. 1317–1327, 2016.
- Diederik P Kingma and Jimmy Ba. Adam: A method for stochastic optimization. *arXiv preprint arXiv:1412.6980*, 2014.
- Jongwoo Ko, Sungnyun Kim, Tianyi Chen, and Se-Young Yun. Distillm: Towards streamlined distillation for large language models. In *International Conference on Machine Learning*, pp. 24872–24895. PMLR, 2024.
- Jongwoo Ko, Tianyi Chen, Sungnyun Kim, Tianyu Ding, Luming Liang, Ilya Zharkov, and Se-Young Yun. Distillm-2: A contrastive approach boosts the distillation of llms. *arXiv preprint arXiv:2503.07067*, 2025.
- Andreĭ Nikolaevich Kolmogorov and Guido Castelnuovo. *Sur la notion de la moyenne*. G. Bardi, tip. della R. Accad. dei Lincei, 1930.
- Alexander Lin, Jeremy Wohlwend, Howard Chen, and Tao Lei. Autoregressive knowledge distillation through imitation learning. *arXiv preprint arXiv:2009.07253*, 2020.
- Chin-Yew Lin. ROUGE: A package for automatic evaluation of summaries. In *Text Summarization Branches Out*, pp. 74–81, Barcelona, Spain, July 2004. Association for Computational Linguistics. URL <https://aclanthology.org/W04-1013/>.
- Vaden Masrani, Rob Brekelmans, Thang Bui, Frank Nielsen, Aram Galstyan, Greg Ver Steeg, and Frank Wood. q-paths: Generalizing the geometric annealing path using power means. In *Uncertainty in Artificial Intelligence*, pp. 1938–1947. PMLR, 2021.
- Seyed Iman Mirzadeh, Mehrdad Farajtabar, Ang Li, Nir Levine, Akihiro Matsukawa, and Hassan Ghasemzadeh. Improved knowledge distillation via teacher assistant. In *Proceedings of the AAAI conference on artificial intelligence*, volume 34, pp. 5191–5198, 2020.
- Frank Nielsen. An elementary introduction to information geometry. *Entropy*, 22(10):1100, 2020.
- Long Ouyang, Jeffrey Wu, Xu Jiang, Diogo Almeida, Carroll Wainwright, Pamela Mishkin, Chong Zhang, Sandhini Agarwal, Katarina Slama, Alex Ray, et al. Training language models to follow instructions with human feedback. *Advances in neural information processing systems*, 35: 27730–27744, 2022.
- Kishore Papineni, Salim Roukos, Todd Ward, and Wei-Jing Zhu. Bleu: a method for automatic evaluation of machine translation. In *Proceedings of the 40th annual meeting of the Association for Computational Linguistics*, pp. 311–318, 2002.
- Alec Radford, Jeffrey Wu, Rewon Child, David Luan, Dario Amodei, Ilya Sutskever, et al. Language models are unsupervised multitask learners. *OpenAI blog*, 1(8):9, 2019.
- Makoto Shing, Kou Misaki, Han Bao, Sho Yokoi, and Takuya Akiba. Taid: Temporally adaptive interpolated distillation for efficient knowledge transfer in language models. *arXiv preprint arXiv:2501.16937*, 2025.
- Zengkui Sun, Yijin Liu, Fandong Meng, Yufeng Chen, Jinan Xu, and Jie Zhou. Warmup-distill: Bridge the distribution mismatch between teacher and student before knowledge distillation. *arXiv preprint arXiv:2502.11766*, 2025.
- Gemma Team, Thomas Mesnard, Cassidy Hardin, Robert Dadashi, Surya Bhupatiraju, Shreya Pathak, Laurent Sifre, Morgane Rivière, Mihir Sanjay Kale, Juliette Love, et al. Gemma: Open models based on gemini research and technology. *arXiv preprint arXiv:2403.08295*, 2024.

-
- Qwen Team. Qwen2 technical report. *arXiv preprint arXiv:2407.10671*, 2, 2024.
- Hugo Touvron, Louis Martin, Kevin Stone, Peter Albert, Amjad Almahairi, Yasmine Babaei, Nikolay Bashlykov, Soumya Batra, Prajjwal Bhargava, Shruti Bhosale, et al. Llama 2: Open foundation and fine-tuned chat models. *arXiv preprint arXiv:2307.09288*, 2023.
- Guanghui Wang, Zhiyong Yang, Zitai Wang, Shi Wang, Qianqian Xu, and Qingming Huang. Abkd: Pursuing a proper allocation of the probability mass in knowledge distillation via α - β -divergence. *arXiv preprint arXiv:2505.04560*, 2025.
- Yizhong Wang, Swaroop Mishra, Pegah Alipoormolabashi, Yeganeh Kordi, Amirreza Mirzaei, Atharva Naik, Arjun Ashok, Arut Selvan Dhanasekaran, Anjana Arunkumar, David Stap, Eshaan Pathak, Giannis Karamanolakis, Haizhi Lai, Ishan Purohit, Ishani Mondal, Jacob Anderson, Kirby Kuznia, Krma Doshi, Kuntal Kumar Pal, Maitreya Patel, Mehrad Moradshahi, Mihir Parmar, Mirali Purohit, Neeraj Varshney, Phani Rohitha Kaza, Pulkit Verma, Ravsehaj Singh Puri, Rushang Karia, Savan Doshi, Shailaja Keyur Sampat, Siddhartha Mishra, Sujan Reddy A, Sumanta Patro, Tanay Dixit, and Xudong Shen. Super-NaturalInstructions: Generalization via declarative instructions on 1600+ NLP tasks. In Yoav Goldberg, Zornitsa Kozareva, and Yue Zhang (eds.), *Proceedings of the 2022 Conference on Empirical Methods in Natural Language Processing*, pp. 5085–5109, Abu Dhabi, United Arab Emirates, December 2022. Association for Computational Linguistics. doi: 10.18653/v1/2022.emnlp-main.340. URL <https://aclanthology.org/2022.emnlp-main.340/>.
- Yizhong Wang, Yeganeh Kordi, Swaroop Mishra, Alisa Liu, Noah A. Smith, Daniel Khashabi, and Hannaneh Hajishirzi. Self-instruct: Aligning language models with self-generated instructions. In Anna Rogers, Jordan Boyd-Graber, and Naoaki Okazaki (eds.), *Proceedings of the 61st Annual Meeting of the Association for Computational Linguistics (Volume 1: Long Papers)*, pp. 13484–13508, Toronto, Canada, July 2023. Association for Computational Linguistics. doi: 10.18653/v1/2023.acl-long.754. URL <https://aclanthology.org/2023.acl-long.754/>.
- Taiqiang Wu, Chaofan Tao, Jiahao Wang, Runming Yang, Zhe Zhao, and Ngai Wong. Rethinking kullback-leibler divergence in knowledge distillation for large language models. *arXiv preprint arXiv:2404.02657*, 2024.
- Wenda Xu, Rujun Han, Zifeng Wang, Long T Le, Dhruv Madeka, Lei Li, William Yang Wang, Rishabh Agarwal, Chen-Yu Lee, and Tomas Pfister. Speculative knowledge distillation: Bridging the teacher-student gap through interleaved sampling. *arXiv preprint arXiv:2410.11325*, 2024.
- Chen Zhang, Yang Yang, Jiahao Liu, Jingang Wang, Yunsen Xian, Benyou Wang, and Dawei Song. Lifting the curse of capacity gap in distilling language models. In Anna Rogers, Jordan Boyd-Graber, and Naoaki Okazaki (eds.), *Proceedings of the 61st Annual Meeting of the Association for Computational Linguistics (Volume 1: Long Papers)*, pp. 4535–4553, Toronto, Canada, July 2023. Association for Computational Linguistics. doi: 10.18653/v1/2023.acl-long.249. URL <https://aclanthology.org/2023.acl-long.249/>.
- Yaoming Zhu, Sidi Lu, Lei Zheng, Jiaxian Guo, Weinan Zhang, Jun Wang, and Yong Yu. Taxygen: A benchmarking platform for text generation models. In *The 41st international ACM SIGIR conference on research & development in information retrieval*, pp. 1097–1100, 2018.

A PROOF

A.1 PROOF OF PROPOSITION 3.1

Proposition 3.1. *The assistant distribution of TAID (Shing et al., 2025) is e-mixture of p and q_θ .³*

$$r := \text{softmax}((1 - \lambda) \cdot \text{logit}(q_\theta) + \lambda \cdot \text{logit}(p)) \propto p^\lambda q_\theta^{1-\lambda} \quad (6)$$

Proof. Note that $p = \text{softmax}(\text{logit}(p)) = \frac{1}{Z_p} \exp(\text{logit}(p))$ where $\text{logit}(p)$ is logit of p and Z_p is normalization constant of p . Therefore, $\text{logit}(p) = \log(p \cdot Z_p)$.

$$r = \text{softmax}(\lambda \text{logit}(p) + (1 - \lambda) \text{logit}(q)) \quad (12)$$

$$= \frac{1}{Z_r} \exp(\lambda \text{logit}(p) + (1 - \lambda) \text{logit}(q)) \quad (13)$$

$$= \frac{1}{Z_r} \exp(\lambda \log(p Z_p) + (1 - \lambda) \log(q Z_q)) \quad (14)$$

$$= \frac{1}{Z_r} \exp(\log(p^\lambda q^{1-\lambda}) + \log(Z_p^\lambda Z_q^{1-\lambda})) \quad (15)$$

$$= \frac{Z_p^\lambda Z_q^{1-\lambda}}{Z_r} p^\lambda q^{1-\lambda} \quad (16)$$

$$= \frac{1}{Z'} p^\lambda q^{1-\lambda}, \quad \text{where } Z' := \frac{Z_r}{Z_p^\lambda Z_q^{1-\lambda}}. \quad (17)$$

Now, it is sufficient to show that $Z' = \sum p^\lambda q^{1-\lambda}$:

$$Z' = \frac{1}{Z_p^\lambda Z_q^{1-\lambda}} \sum \exp(\lambda \text{logit}(p) + (1 - \lambda) \text{logit}(q)) \quad (18)$$

$$= \sum \left(\frac{1}{Z_p} \exp(\text{logit}(p)) \right)^\lambda \left(\frac{1}{Z_q} \exp(\text{logit}(q)) \right)^{1-\lambda} \quad (19)$$

$$= \sum p^\lambda q^{1-\lambda}. \quad (20)$$

Therefore, $r_\theta \propto p^\lambda q^{1-\lambda}$ and it is a valid distribution with normalization. \square

A.2 PROOF OF PROPOSITION 3.3

Proposition 3.3. *(Continuity) Assume that p and q_θ are not both zero. Then, $r_\theta^{(\alpha, \lambda)}$ is continuous function w.r.t α under the fixed $\lambda \in [0, 1]$.*

Proof. We begin with the proof for the continuity of the unnormalized assistant distribution $\tilde{r}_\theta^{(\alpha, \lambda)}$. The $\alpha \neq 1$ case is trivial since it is a composition of continuous functions. For the $\alpha = 1$ case, it is a well-known fact that the power mean is a continuous function (Bullen, 2013). Especially, we can show that as follows:

$$\lim_{\alpha \rightarrow 1} \log \tilde{r}_\theta^{(\alpha, \lambda)} = \lim_{\alpha \rightarrow 1} \frac{2}{1 - \alpha} \log \left(\lambda p^{\frac{1-\alpha}{2}} + (1 - \lambda) q^{\frac{1-\alpha}{2}} \right) \quad (21)$$

$$= \lim_{\alpha \rightarrow 1} \frac{\lambda p^{\frac{1-\alpha}{2}} \log p + (1 - \lambda) q^{\frac{1-\alpha}{2}} \log q}{\lambda p^{\frac{1-\alpha}{2}} + (1 - \lambda) q^{\frac{1-\alpha}{2}}} \quad (22)$$

$$= \lambda \log p + (1 - \lambda) \log q \quad (23)$$

$$= \log(p^\lambda q^{1-\lambda}). \quad (24)$$

³We omit the time index t and detached notation for the sake of uniformity.

By the continuity of the exponential function, we can get $\lim_{\alpha \rightarrow 1} \tilde{r}_\theta^{(\alpha, \lambda)} = p^\lambda q^{1-\lambda}$. We use L'Hôpital's rule in the second equality. Note that $Z = \sum_i \tilde{r}_\theta^{(\alpha, \lambda)}(i)$ is continuous function w.r.t α since it is a finite sum of continuous functions w.r.t α . Also, since p and q cannot be both zero, $\tilde{r}_\theta^{(\alpha, \lambda)}$ is not zero, so $Z > 0$. Therefore, the $r_\theta^{(\alpha, \lambda)} = \frac{1}{Z} \tilde{r}_\theta^{(\alpha, \lambda)}$ is continuous function w.r.t α . \square

A.3 PROOF OF THEOREM 3.4

Theorem 3.4. (Optimality) *Under the perfect optimization, the following statements are true for any divergence D and $\alpha \in \mathbb{R}$:*

- For $\lambda \in [0, 1]$, $D(p, r_\theta^{(\alpha, \lambda)}) = 0$ if and only if $p = q_\theta$.
- For $\lambda \in (0, 1]$, $D(q_\theta, r_\theta^{(\alpha, \lambda)}) = 0$ if and only if $p = q_\theta$.

Proof. We first prove that $D(p, r_\theta^{(\alpha, \lambda)})$ implies $p = q_\theta$. By the definition of divergence, we have that $D(p, r_\theta^{(\alpha, \lambda)}) = 0$ if and only if $p = r_\theta^{(\alpha, \lambda)}$.

Case $\alpha = 1$. In this case, $r_\theta^{(\alpha, \lambda)} = \frac{1}{Z} p^\lambda q_\theta^{(1-\lambda)}$.

$$p = \frac{1}{Z} p^\lambda q_\theta^{1-\lambda} \Leftrightarrow Z p^{1-\lambda} = q_\theta^{1-\lambda} \Leftrightarrow Z^{\frac{1}{1-\lambda}} p = q_\theta \quad (25)$$

By integrating both sides, $Z^{\frac{1}{1-\lambda}} = 1$ which implies $Z = 1$. Therefore, $p = q_\theta$

Case $\alpha \neq 1$. In this case, $r_\theta^{(\alpha, \lambda)} = \frac{1}{Z} \left\{ \lambda p^{\frac{1-\alpha}{2}} + (1-\lambda) q_\theta^{\frac{1-\alpha}{2}} \right\}^{\frac{2}{1-\alpha}}$

$$p = \frac{1}{Z} \left\{ \lambda p^{\frac{1-\alpha}{2}} + (1-\lambda) q_\theta^{\frac{1-\alpha}{2}} \right\}^{\frac{2}{1-\alpha}} \Leftrightarrow Z^{\frac{1-\alpha}{2}} p^{\frac{1-\alpha}{2}} = \lambda p^{\frac{1-\alpha}{2}} + (1-\lambda) q_\theta^{\frac{1-\alpha}{2}} \quad (26)$$

$$\Leftrightarrow \left(Z^{\frac{1-\alpha}{2}} - \lambda \right) p^{\frac{1-\alpha}{2}} = (1-\lambda) q_\theta^{\frac{1-\alpha}{2}} \quad (27)$$

$$\Leftrightarrow C p^{\frac{1-\alpha}{2}} = q_\theta^{\frac{1-\alpha}{2}}, \quad \text{where } C := \frac{Z^{\frac{1-\alpha}{2}} - \lambda}{1-\lambda} \quad (28)$$

$$\Leftrightarrow C^{\frac{2}{1-\alpha}} p = q_\theta \quad (29)$$

By integrating both sides, $C^{\frac{2}{1-\alpha}} = 1$ which implies $C = 1$. Therefore, $p = q_\theta$.

$D(q_\theta, r_\theta^{(\alpha, \lambda)})$ is similar. \square

A.4 PROOF OF PROPOSITION 3.5

Proposition 3.5. (Gradient analysis) *The gradient of f -divergence $D_f(p||r_\theta^{(\alpha, \lambda)})$ be expressed as:*

$$\nabla_\theta D_f(p||r_\theta^{(\alpha, \lambda)}) = \mathbb{E}_{r_\theta^{(\alpha, \lambda)}} \left[w \cdot \left\{ \psi_f \left(\frac{p}{r_\theta^{(\alpha, \lambda)}} \right) - \mathbb{E}_{r_\theta^{(\alpha, \lambda)}} \left[\psi_f \left(\frac{p}{r_\theta^{(\alpha, \lambda)}} \right) \right] \right\} \cdot \nabla_\theta \log q_\theta \right] \quad (11)$$

where $w := \frac{(1-\lambda)q_\theta^{\frac{1-\alpha}{2}}}{\lambda p^{\frac{1-\alpha}{2}} + (1-\lambda)q_\theta^{\frac{1-\alpha}{2}}}$ and $\psi_f(v) := f(v) - v f'(v)$.

Proof. From the basic calculus, we can derive the following equation for fixed p :

$$\frac{\partial}{\partial r} \left[r f\left(\frac{p}{r}\right) \right] = f\left(\frac{p}{r}\right) - \frac{p}{r} f'\left(\frac{p}{r}\right) = \psi_f\left(\frac{p}{r}\right). \quad (30)$$

Hence,

$$\nabla_{\theta} D_f(p || r_{\theta}^{(\alpha, \lambda)}) = \sum_{y_l \in \mathcal{V}} \psi_f\left(\frac{p(y_l | x, y_{<l})}{r_{\theta}^{(\alpha, \lambda)}(y_l | x, y_{<l})}\right) \cdot \nabla_{\theta} r_{\theta}^{(\alpha, \lambda)}(y_l | x, y_{<l}) \quad (31)$$

$$= \mathbb{E}_{r_{\theta}^{(\alpha, \lambda)}} \left[\psi_f\left(\frac{p}{r_{\theta}^{(\alpha, \lambda)}}\right) \cdot \nabla_{\theta} \log r_{\theta}^{(\alpha, \lambda)} \right] \quad (32)$$

Before deriving the gradient of the log probability of $r_{\theta}^{(\alpha, \lambda)}$, let us first derive $\nabla_{\theta} \tilde{r}_{\theta}^{(\alpha, \lambda)}$ as follows:

$$\nabla_{\theta} \tilde{r}_{\theta}^{(\alpha, \lambda)} = \nabla_{\theta} \left\{ h_{\alpha}^{-1}(\lambda h_{\alpha}(p) + (1 - \lambda) h_{\alpha}(q_{\theta})) \right\} \quad (33)$$

$$= \frac{1}{h'_{\alpha}(\tilde{r}_{\theta}^{(\alpha, \lambda)})} (1 - \lambda) \nabla_{\theta} h_{\alpha}(q_{\theta}) \quad (34)$$

$$= \frac{1}{h'_{\alpha}(\tilde{r}_{\theta}^{(\alpha, \lambda)})} (1 - \lambda) h'_{\alpha}(q_{\theta}) \nabla_{\theta} q_{\theta} \quad (35)$$

$$= \frac{1}{h'_{\alpha}(\tilde{r}_{\theta}^{(\alpha, \lambda)})} (1 - \lambda) h'_{\alpha}(q_{\theta}) q_{\theta} \nabla_{\theta} \log q_{\theta} \quad (36)$$

$$= (1 - \lambda) \frac{h'_{\alpha}(q_{\theta}) q_{\theta}}{h'_{\alpha}(\tilde{r}_{\theta}^{(\alpha, \lambda)}) \tilde{r}_{\theta}^{(\alpha, \lambda)}} \tilde{r}_{\theta}^{(\alpha, \lambda)} \nabla_{\theta} \log q_{\theta} \quad (37)$$

$$= (1 - \lambda) \left(\frac{q_{\theta}}{\tilde{r}_{\theta}^{(\alpha, \lambda)}} \right)^{\frac{1-\alpha}{2}} \tilde{r}_{\theta}^{(\alpha, \lambda)} \nabla_{\theta} \log q_{\theta} \quad (38)$$

$$= \frac{(1 - \lambda) q_{\theta}^{\frac{1-\alpha}{2}}}{\lambda p^{\frac{1-\alpha}{2}} + (1 - \lambda) q_{\theta}^{\frac{1-\alpha}{2}}} \tilde{r}_{\theta}^{(\alpha, \lambda)} \nabla_{\theta} \log q_{\theta} \quad (39)$$

$$= w \cdot \tilde{r}_{\theta}^{(\alpha, \lambda)} \cdot \nabla_{\theta} \log q_{\theta}. \quad (40)$$

Therefore,

$$\nabla_{\theta} \log r_{\theta}^{(\alpha, \lambda)} = \frac{\nabla_{\theta} \tilde{r}_{\theta}^{(\alpha, \lambda)}}{\tilde{r}_{\theta}^{(\alpha, \lambda)}} - \frac{1}{Z_r} \sum_k \nabla_{\theta} \tilde{r}_{\theta}^{(\alpha, \lambda)}(k) \quad (41)$$

$$= w \cdot \nabla_{\theta} \log q_{\theta} - \mathbb{E}_{r_{\theta}^{(\alpha, \lambda)}} [w \cdot \nabla_{\theta} \log q_{\theta}] \quad (42)$$

Lastly, placing Eq. (42) into Eq. (32) and rearranging will yield the final result.

$$\nabla_{\theta} D_f(p || r_{\theta}^{(\alpha, \lambda)}) = \mathbb{E}_{r_{\theta}^{(\alpha, \lambda)}} \left[\psi_f\left(\frac{p}{r_{\theta}^{(\alpha, \lambda)}}\right) \cdot \nabla_{\theta} \log r_{\theta}^{(\alpha, \lambda)} \right] \quad (43)$$

$$= \mathbb{E}_{r_{\theta}^{(\alpha, \lambda)}} \left[\psi_f\left(\frac{p}{r_{\theta}^{(\alpha, \lambda)}}\right) \cdot \left\{ w \cdot \nabla_{\theta} \log q_{\theta} - \mathbb{E}_{r_{\theta}^{(\alpha, \lambda)}} [w \cdot \nabla_{\theta} \log q_{\theta}] \right\} \right] \quad (44)$$

$$= \mathbb{E}_{r_{\theta}^{(\alpha, \lambda)}} \left[w \cdot \left\{ \psi_f\left(\frac{p}{r_{\theta}^{(\alpha, \lambda)}}\right) - \mathbb{E}_{r_{\theta}^{(\alpha, \lambda)}} \left[\psi_f\left(\frac{p}{r_{\theta}^{(\alpha, \lambda)}}\right) \right] \right\} \cdot \nabla_{\theta} \log q_{\theta} \right] \quad (45)$$

□

B EXPERIMENTAL DETAILS

B.1 TOY EXPERIMENT

We employ a two-modal Gaussian mixture for the teacher $p = 0.7\mathcal{N}(-3, 2) + 0.3\mathcal{N}(3, 0.8)$ and a unimodal Gaussian for the student $q_\theta = \mathcal{N}(\mu, \sigma^2)$ with $\mu_0 = 0, \sigma_0^2 = 1$. We optimize $\theta = \{\mu, \sigma^2\}$ by minimizing $D_{\text{KL}}(p\|r_\theta^{(\alpha, \lambda)})$ with Adam optimizer (Kingma & Ba, 2014) with 5000 steps and 5e-2 learning rate.

B.2 DATASETS

After distillation, we evaluate models on five widely used, task-agnostic instruction-following benchmarks: Dolly-evaluation, Self-Instruct, Vicuna-evaluation, Super-Natural Instructions, and Unnatural Instruction. Below we summarize each dataset.

- **databricks-dolly-15k** (Conover et al., 2023): An open-source dataset of instruction–response pairs created by thousands of Databricks employees. It covers diverse behavioral categories defined in Ouyang et al. (2022), including brainstorming, classification, closed QA, generation, information extraction, open QA, and summarization.
- **Self-instruct** (Wang et al., 2023): A framework for improving instruction-following ability by iteratively using model outputs to generate new instructional data. The dataset contains 52K instructions and 82K input–output pairs for tuning, 252 expert-written tasks for practical evaluation, and 50K additional examples from public datasets for benchmarking.
- **Vicuna** (Chiang et al., 2023): A benchmark consisting of 80 challenging open-ended questions originally used to assess Vicuna. It provides a compact but difficult testbed for evaluating instruction-following performance.
- **Super-Natural Instructions** (Wang et al., 2022): A large-scale benchmark comprising 1,616 expert-written NLP tasks spanning 76 task categories. Its test set includes 9K examples drawn from 119 tasks, covering a wide spectrum of instruction types.
- **Unnatural Instructions** (Honovich et al., 2023): An AI-generated dataset containing 240K instructions created with minimal human intervention. The collection demonstrates that synthetic data can serve as an effective substitute for human-curated data. Its core subset includes 60K examples.

B.3 IMPLEMENTATION SETTINGS

Training. For instruction-following distillation, we use databricks-dolly-15K (Conover et al., 2023) for the distillation loss and OpenWebText (Gokaslan & Cohen, 2019) for the pretraining loss. Teacher models include GPT-2 XL (1.5B) with SFT, and students are GPT-2 (0.1B), GPT-2 Medium (0.3B), and GPT-2 Large (0.8B). To test scalability, OpenLLaMA-7B (Geng & Liu, 2023) is distilled into OpenLLaMA-3B using LoRA.

For task-specific evaluation, we use Flores-200 (Costa-Jussà et al., 2022) for translation, DialogSum (Chen et al., 2021) for summarization, and GSM8K (Cobbe et al., 2021) for mathematical reasoning. Teacher models are GEMMA-7B-IT (Team et al., 2024) and QWEN2-7B-IT (Team, 2024), while GEMMA-2B-IT and QWEN2-0.5B-IT serve as students. Teachers are fine-tuned on the full dataset, while students are trained with about 1,000 samples.

We use α_{AB} - β_{AB} -divergence with $\alpha_{AB} = 0.2, \beta_{AB} = 0.7$ and adopt adaptive off-policy training (Ko et al., 2024) as default.

Evaluation. For evaluating generation quality, we adopt ROUGE-L (Lin, 2004) and Self-BLEU (Zhu et al., 2018). ROUGE-L measures the similarity between the generated output and the reference text by computing the Longest Common Subsequence (LCS). Specifically, recall and precision are defined as

$$R_{\text{LCS}} = \frac{\text{LCS}(x, y)}{L_x}, P_{\text{LCS}} = \frac{\text{LCS}(x, y)}{L_y}, \quad (46)$$

where $LCS(x, y)$ is the length of the longest common subsequence between the reference x and the generated text y , and L_x, L_y denote their respective lengths. The final ROUGE-L score is given by the harmonic mean:

$$ROUGE-L = \frac{2 \cdot R_{LCS} \cdot P_{LCS}}{R_{LCS} + P_{LCS}}. \quad (47)$$

A higher ROUGE-L score indicates that the generated text more closely matches the reference in terms of sequence overlap. Self-BLEU evaluates the diversity of generated outputs by leveraging the BLEU metric (Papineni et al., 2002). BLEU computes the geometric mean of modified n -gram precisions with a brevity penalty (BP):

$$BP = \begin{cases} 1 & \text{if } c > r, \\ e^{(1-r/c)} & \text{if } c \leq r, \end{cases} \quad (48)$$

$$BLEU(c, R) = BP \cdot \exp \left(\sum_{n=1}^N w_n \log p_n(c, R) \right), \quad (49)$$

where c is the candidate length, r is the effective reference length, $p_n(c, R)$ denotes the modified n -gram precision, and w_n are positive weights summing to one. Building on this definition, Self-BLEU is calculated by treating each generated sample s_i as the hypothesis and the remaining set $S \setminus \{s_i\}$ as references:

$$\text{Self-BLEU}(S) = \frac{1}{M} \sum_{i=1}^M BLEU(s_i, S \setminus \{s_i\}). \quad (50)$$

A higher Self-BLEU score (close to 1) indicates that the outputs are highly similar to each other, reflecting low diversity and more deterministic behavior, while a lower score (close to 0) suggests greater diversity across generations.

C ADDITIONAL EXPERIMENTAL RESULTS AND DISCUSSIONS

C.1 MORE COMPARISON WITH BASELINES

Table 5 presents the complete results on the GPT-2 family, where we extend the comparison to a broader set of baseline methods beyond those reported in the main paper. We observe that AMiD consistently outperforms all competing approaches across different student sizes (0.1B, 0.3B, 0.8B), further validating the robustness of our method. In particular, while methods such as SeqKD, Im-itKD, MiniLLM, and AKL yield modest improvements over standard knowledge distillation (KD), they still fall short of strong assistant-based methods like GKD, TAID, and DistiLLM. Among these baselines, ABKD often emerges as the strongest competitor. Nevertheless, AMiD achieves clear performance gains over ABKD in nearly every evaluation setting.

C.2 RESULTS ON OPENLLAMA

Table 6 reports results on the OpenLLaMA2 family, where a 7B teacher is distilled into a 3B student. Consistent with our findings on the GPT-2 series, AMiD achieves the best overall performance across most evaluation benchmarks. In particular, AMiD surpasses prior assistant-based approaches such as TAID and DistiLLM (both SKL and SRKL variants), as well as the strong baseline ABKD.

C.3 COMPATIBILITY WITH DIVERGENCES $D_{KL}(q_\theta \| r_\theta^{(\alpha, \lambda)})$

Table 7 provides the complementary results when employing the divergence $D_{KL}(q_\theta \| r_\theta^{(\alpha, \lambda)})$, contrasting the student distribution against the α -mixture assistant. Similar to the findings in the main text (Table 3), AMiD consistently outperforms the no-assistant baseline across most evaluation benchmarks, confirming that the proposed method is broadly compatible with different divergence directions.

Table 5: ROUGE-L scores (\uparrow) on five task-agnostic instruction-following datasets. **Bold** and Underline mean the best and second-best performance of each column, except the teacher, respectively. All results are based on our own re-implementation. We conduct the evaluation with five random seeds.

Model	Val. ROUGE-L (\uparrow)	Dolly Eval (\uparrow)	Self Inst (\uparrow)	Vicuna (\uparrow)	Super NI (\uparrow)	UnNI (\uparrow)	Avg. (\uparrow)
Teacher	—	27.14 ± 0.15	14.55 ± 0.82	16.12 ± 0.31	27.21 ± 0.25	31.41 ± 0.06	23.29
<i>GPT-2 XL (1.5B) \rightarrow GPT-2 (0.1B)</i>							
SFT	25.81	23.54 ± 0.42	9.62 ± 0.21	14.79 ± 0.56	18.42 ± 0.23	19.33 ± 0.13	17.14
KD	25.25	23.44 ± 0.33	10.12 ± 0.28	14.93 ± 0.29	16.88 ± 0.24	18.87 ± 0.16	16.85
SeqKD	26.07	24.20 ± 0.31	11.12 ± 0.09	15.82 ± 0.37	19.29 ± 0.09	22.74 ± 0.05	18.63
ImitKD	23.91	22.02 ± 0.29	10.34 ± 0.53	15.32 ± 0.26	17.34 ± 0.26	19.68 ± 0.15	16.94
GKD	27.06	24.58 ± 0.13	11.78 ± 0.44	14.60 ± 0.37	22.84 ± 0.12	25.04 ± 0.09	19.77
MiniLLM	-	24.47 ± 0.18	12.83 ± 0.50	16.94 ± 0.40	25.58 ± 0.33	26.38 ± 0.17	21.24
AKL	25.62	23.23 ± 0.35	11.18 ± 0.21	14.94 ± 0.23	19.36 ± 0.39	22.41 ± 0.08	18.22
TAID	28.37	25.74 ± 0.27	12.91 ± 0.31	17.09 ± 0.18	23.66 ± 0.31	26.82 ± 0.05	21.24
DistiLLM (SKL)	27.88	25.50 ± 0.28	12.35 ± 0.39	16.10 ± 0.22	23.87 ± 0.39	26.16 ± 0.06	20.80
DistiLLM (SRKL)	28.21	25.74 ± 0.20	12.13 ± 0.23	16.34 ± 0.15	25.40 ± 0.10	26.91 ± 0.12	21.30
ABKD	28.61	25.49 ± 0.24	12.52 ± 0.52	17.36 ± 0.55	26.07 ± 0.14	27.36 ± 0.10	21.76
AMiD (Ours)	29.24	26.44 ± 0.12	13.74 ± 0.49	16.76 ± 0.24	29.71 ± 0.08	30.35 ± 0.09	23.40
<i>GPT-2 XL (1.5B) \rightarrow GPT-2 Medium (0.3B)</i>							
SFT	27.96	25.70 ± 0.35	12.60 ± 0.37	16.51 ± 0.19	24.21 ± 0.13	27.51 ± 0.17	21.31
KD	26.03	24.27 ± 0.42	10.58 ± 0.10	15.59 ± 0.10	18.15 ± 0.13	20.49 ± 0.24	17.82
SeqKD	28.41	26.61 ± 0.34	13.01 ± 0.46	16.42 ± 0.63	23.44 ± 0.20	26.93 ± 0.08	21.28
ImitKD	25.93	24.46 ± 0.62	12.00 ± 0.41	15.56 ± 0.46	20.12 ± 0.34	25.11 ± 0.16	19.45
GKD	27.90	25.06 ± 0.55	12.36 ± 0.42	15.71 ± 0.58	23.83 ± 0.26	27.14 ± 0.09	20.82
MiniLLM	-	25.80 ± 0.57	14.87 ± 0.35	17.62 ± 0.33	26.78 ± 0.26	30.70 ± 0.11	23.15
AKL	27.81	25.57 ± 0.10	12.06 ± 0.56	15.98 ± 0.17	22.22 ± 0.20	26.17 ± 0.13	20.40
TAID	29.45	27.01 ± 0.27	14.53 ± 0.47	17.58 ± 0.20	25.14 ± 0.15	29.79 ± 0.14	22.81
DistiLLM (SKL)	29.65	26.87 ± 0.13	14.11 ± 0.29	16.85 ± 0.54	25.59 ± 0.22	28.84 ± 0.03	22.45
DistiLLM (SRKL)	29.72	26.50 ± 0.20	13.79 ± 0.71	17.14 ± 0.52	26.25 ± 0.11	29.31 ± 0.16	22.60
ABKD	29.64	26.93 ± 0.17	13.69 ± 0.32	17.45 ± 0.27	28.15 ± 0.18	30.94 ± 0.06	23.43
AMiD (Ours)	30.83	27.34 ± 0.18	15.26 ± 0.46	17.69 ± 0.27	29.04 ± 0.20	33.15 ± 0.13	24.50
<i>GPT-2 XL (1.5B) \rightarrow GPT-2 Large (0.8B)</i>							
SFT	28.48	26.17 ± 0.41	13.78 ± 0.21	16.64 ± 0.48	23.76 ± 0.30	26.64 ± 0.12	21.40
KD	28.52	26.27 ± 0.26	13.72 ± 0.44	16.43 ± 0.25	25.24 ± 0.18	28.94 ± 0.09	22.12
SeqKD	28.24	26.16 ± 0.41	13.93 ± 0.56	16.35 ± 0.20	25.03 ± 0.27	28.58 ± 0.06	22.01
ImitKD	26.96	23.37 ± 0.40	13.26 ± 0.60	16.00 ± 0.33	23.31 ± 0.16	27.59 ± 0.14	20.71
GKD	29.36	26.38 ± 0.24	14.44 ± 0.66	17.02 ± 0.46	26.64 ± 0.16	30.99 ± 0.13	23.09
MiniLLM	-	26.30 ± 0.35	16.50 ± 0.52	18.14 ± 0.49	29.45 ± 0.17	34.40 ± 0.17	24.96
AKL	27.69	25.45 ± 0.40	13.83 ± 0.82	15.85 ± 0.35	25.41 ± 0.25	28.91 ± 0.05	21.89
TAID	29.83	26.85 ± 0.32	15.07 ± 0.31	17.02 ± 0.48	26.71 ± 0.23	31.09 ± 0.17	23.35
DistiLLM (SKL)	29.69	26.12 ± 0.27	15.69 ± 0.75	16.91 ± 0.43	27.23 ± 0.18	30.73 ± 0.12	23.34
DistiLLM (SRKL)	30.59	27.09 ± 0.40	14.61 ± 0.66	16.39 ± 0.27	28.44 ± 0.45	31.04 ± 0.06	23.51
ABKD	30.49	27.67 ± 0.34	15.46 ± 0.81	17.43 ± 0.25	30.74 ± 0.22	33.11 ± 0.15	24.88
AMiD (Ours)	31.10	27.86 ± 0.29	16.46 ± 0.41	16.62 ± 0.50	32.64 ± 0.26	35.64 ± 0.07	25.84

Table 6: ROUGE-L scores (\uparrow) on OpenLLaMA2-7B \rightarrow OpenLLaMA2-3B. **Bold** and Underline mean the best and second-best performance of each column, except the teacher, respectively. All results are based on our own re-implementation. We conduct the evaluation with five random seeds.

Model	Val. ROUGE-L (\uparrow)	Dolly Eval (\uparrow)	Self Inst (\uparrow)	Vicuna (\uparrow)	Super NI (\uparrow)	UnNI (\uparrow)	Avg. (\uparrow)
Teacher	—	27.60 ± 0.34	18.17 ± 0.80	17.85 ± 0.48	31.05 ± 0.31	32.40 ± 0.28	25.41
<i>OpenLLaMA2-7B \rightarrow OpenLLaMA2-3B</i>							
TAID	30.85	26.53 ± 0.23	17.73 ± 0.69	18.14 ± 0.39	31.93 ± 0.23	31.55 ± 0.12	25.18
DistiLLM (SKL)	33.07	28.63 ± 0.28	20.20 ± 0.66	19.15 ± 0.32	35.31 ± 0.19	34.74 ± 0.10	27.61
DistiLLM (SRKL)	33.18	28.83 ± 0.41	20.76 ± 0.37	19.37 ± 0.15	36.82 ± 0.14	35.76 ± 0.13	28.31
ABKD	<u>33.91</u>	<u>29.43</u> ± 0.42	20.46 ± 0.28	<u>20.42</u> ± 0.12	39.51 ± 0.25	38.07 ± 0.08	<u>29.58</u>
AMiD (Ours)	34.39	29.69 ± 0.47	20.99 ± 0.37	21.03 ± 0.40	<u>39.06</u> ± 0.21	<u>37.31</u> ± 0.11	29.62

Table 7: ROUGE-L scores (\uparrow) with $D_{\text{KL}}(q_\theta \| r_\theta^{(\alpha, \lambda)})$ and various α . We utilize GPT-2 XL (1.5B) \rightarrow GPT-2 (0.1B). We use a fixed $\lambda = 0.9$ for these experiments.

Divergence D	Assistant $r_\theta^{(\alpha, \lambda)}$	Val. (\uparrow)	Dolly Eval (\uparrow)	Self Inst (\uparrow)	Vicuna (\uparrow)	Super NI (\uparrow)	UnNI (\uparrow)	Avg. (\uparrow)
$D_{\text{KL}}(q_\theta \ r_\theta^{(\alpha, \lambda)})$	q_θ	28.71	26.22 ± 0.35	12.57 ± 0.16	<u>16.97</u> ± 0.34	24.75 ± 0.20	26.59 ± 0.14	21.42
	AMiD ($\alpha = -5.0$)	27.54	24.23 ± 0.23	12.59 ± 0.32	15.80 ± 0.43	24.50 ± 0.14	26.38 ± 0.07	20.70
	AMiD ($\alpha = -3.0$)	27.96	25.13 ± 0.29	12.80 ± 0.48	16.32 ± 0.45	25.54 ± 0.30	26.86 ± 0.14	21.33
	AMiD ($\alpha = -1.0$)	28.21	25.74 ± 0.20	12.13 ± 0.23	16.34 ± 0.15	25.40 ± 0.10	26.91 ± 0.12	21.30
	AMiD ($\alpha = -0.5$)	28.89	26.01 ± 0.32	12.84 ± 0.59	17.04 ± 0.05	27.43 ± 0.14	27.59 ± 0.03	22.18
	AMiD ($\alpha = 0.0$)	28.84	26.70 ± 0.33	13.36 ± 0.31	15.95 ± 0.36	26.23 ± 0.17	<u>27.70</u> ± 0.10	21.99
	AMiD ($\alpha = -0.5$)	29.02	<u>26.48</u> ± 0.17	13.73 ± 0.44	16.78 ± 0.30	<u>26.78</u> ± 0.34	28.65 ± 0.10	22.48
	AMiD ($\alpha = 1.0$)	28.40	26.01 ± 0.34	12.03 ± 0.33	16.96 ± 0.31	24.84 ± 0.24	27.01 ± 0.11	21.37

D DISCUSSION OF OPTIMALITY

Theorem 3.4 guarantees the optimality of AMiD, yet experimentally demonstrated extremely poor performance for the reverse KL divergence $D_{\text{RKL}}(p \| r_\theta^{(\alpha, \lambda)})$ and $\alpha = 1$ in Table 3. We conjecture that it is caused by the conflict between RKL and the support intersection property, which leads to instability. RKL includes the expectation of the assistant distribution $\mathbb{E}_{r_\theta^{(\alpha, \lambda)}}[\cdot]$ by definition.

However, when $\alpha = 1$, since $\text{supp}(r_\theta^{(\alpha, \lambda)})$ is $\text{supp}(p) \cap \text{supp}(q_\theta)$ (see Section 3.2), $\mathbb{E}_{r_\theta^{(\alpha, \lambda)}}[\cdot]$ is conducted on an unstable and narrow region, and this phenomenon intensifies further in the early stages of optimization. In addition, we experimentally find that the combination of $D_{\text{RKL}}(p \| r_\theta^{(\alpha, \lambda)})$ and $\alpha = 1$ produces highly unstable loss and gradient within a few early steps. In conclusion, while AMiD theoretically guarantees optimality, it might be necessary to employ appropriate divergence and alpha values, taking into account the imperfect optimization.

E THE USE OF LARGE LANGUAGE MODELS (LLMs)

We employed the LLM to polish the paper writing. Specifically, it was used to request grammatical corrections once the author had drafted the text.