

SCENECOT: ELICITING GROUNDED CHAIN-OF-THOUGHT REASONING IN 3D SCENES

Xiongkun Linghu¹, Jiangyong Huang^{1,2}, Ziyu Zhu^{1,3}, Baoxiong Jia^{1,†}, Siyuan Huang^{1,†}

¹State Key Laboratory of General Artificial Intelligence, BIGAI

²Peking University, ³Tsinghua University

ABSTRACT

Existing research on 3D Large Language Models (LLMs) still struggles to achieve grounded question-answering, primarily due to the under-exploration of *the mechanism of human-like scene-object grounded reasoning*. This paper bridges the gap by presenting a novel framework. We first introduce a grounded Chain-of-Thought reasoning method in 3D scenes (SCENECOT), decoupling a complex reasoning task into simpler and manageable problems, and building corresponding visual clues based on multimodal expert modules. To enable such a method, we develop SCENECOT-185K, the first large-scale grounded CoT reasoning dataset, consisting of 185K high-quality instances. Extensive experiments across various complex 3D scene reasoning benchmarks demonstrate that our new framework achieves strong performance with high grounding-QA coherence. To the best of our knowledge, this is the first successful application of CoT reasoning to 3D scene understanding, enabling step-by-step human-like reasoning and showing potential for extension to broader 3D scene understanding scenarios.

1 INTRODUCTION

Understanding 3D scenes is a fundamental capability for building human-level embodied agents (Chen et al., 2019; Yang et al., 2025b; Chen et al., 2024a; Song et al., 2025). Despite growing interest and progress in this area (Chen et al., 2024c; Jia et al., 2024; Zhu et al., 2024b; Huang et al., 2024; Chen et al., 2023b; Zhou et al., 2024), reasoning in complex 3D environments remains highly challenging. Unlike image-based reasoning (Guo et al., 2023; Ou et al., 2024; Chen et al., 2024d; Liu et al., 2023), 3D reasoning—especially in embodied and situated settings (Ma et al., 2023; Linghu et al., 2024)—requires navigating large spaces, interpreting intricate spatial relations, and coping with partial observability. Addressing these challenges calls for principled task decomposition and step-by-step reasoning, yet existing research has largely overlooked this aspect.

Recent benchmarks highlight the consequences of this gap. In particular, Beacon3D (Huang et al., 2025) reveals that current 3D vision-language models often produce plausible answers without grounding them in the scene, leading to poor grounding-QA coherence. This underlines a fundamental limitation: while models may generate fluent responses, they fail to connect intermediate grounding steps with the final reasoning outcome. We argue that achieving human-like 3D reasoning requires answers that emerge from transparent, grounded, and stepwise reasoning processes.

In the language domain, Chain-of-Thought (CoT) reasoning (Wei et al., 2022) has demonstrated the power of step-by-step problem decomposition, enabling large language models to achieve superhuman performance in math, science, and logic tasks (Wei et al., 2022; Guo et al., 2025; Jaech et al., 2024). CoT mirrors human cognition by breaking complex problems into manageable subproblems, a paradigm that naturally aligns with the multi-hop reasoning needed in 3D scenes. Yet, directly transferring CoT to 3D settings is nontrivial due to the difficulty of aligning language-based reasoning with multimodal 3D scene representations. To date, CoT has been explored in 2D vision-language reasoning (Shao et al., 2024a; Liu et al., 2025), leaving its potential in 3D reasoning largely untapped.

[†]Corresponding author.

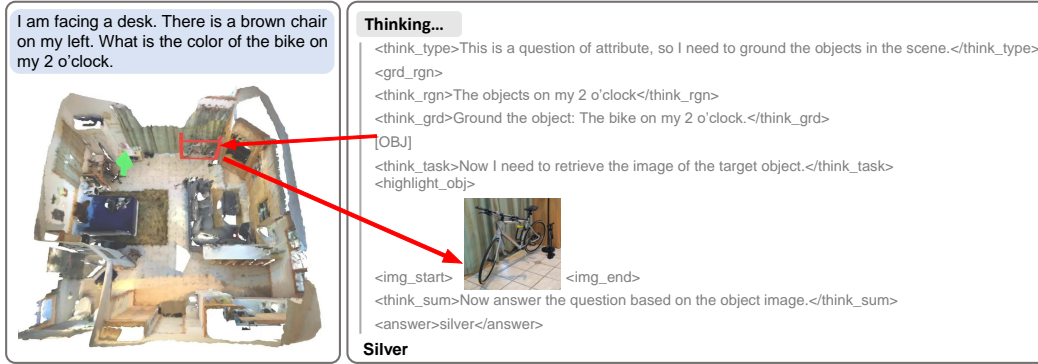


Figure 1: **Reasoning chain visualization of SCENECOT.** Example of how SCENECOT decomposes a 3D question into step-by-step reasoning: from identifying the task type, localizing relevant objects, and grounding the target entity, to retrieving the visual clue and generating the final answer.

In this work, we present SCENECOT, a novel framework for step-by-step grounded reasoning in 3D scenes. SCENECOT explicitly decomposes complex 3D reasoning tasks into four stages: (1) task recognition and analysis, (2) task-relevant region localization, (3) entity and attribute grounding with multimodal expert modules, and (4) grounded reasoning that integrates intermediate results into coherent final answers. This hierarchical workflow ensures that each answer is supported by explicit grounding steps, thereby enhancing grounding–QA coherence. To enable such reasoning, we construct SCENECOT-185K, the first large-scale grounded CoT dataset for 3D reasoning, containing over 185K high-quality reasoning traces across diverse 3D QA benchmarks. Each trace captures the full stepwise reasoning trajectory, including task-oriented region selection, object grounding, and final answer generation. Extensive experiments on situated reasoning benchmark MSQA (Linghu et al., 2024), as well as grounding–QA coherence evaluation on Beacon3D (Huang et al., 2025), show that SCENECOT achieves strong performance while producing reasoning that is both interpretable and faithfully grounded.

In summary, our contributions are as follows:

- We propose SCENECOT, a novel Chain-of-Thought reasoning framework that decomposes complex 3D scene reasoning tasks into manageable steps, enabling human-like, grounded, and interpretable reasoning.
- We construct SCENECOT-185K, the first large-scale dataset with stepwise grounded reasoning traces in 3D scenes, containing over 185K high-quality instances.
- We demonstrate that SCENECOT achieves strong performance on challenging 3D reasoning benchmarks, and importantly, improves grounding–QA coherence, as revealed by in-depth analyses on Beacon3D.

2 RELATED WORK

LLMs for 3D Scene Understanding Understanding 3D scenes is essential for developing human-like intelligence, and recent studies have increasingly explored the use of LLMs for 3D vision-language understanding. Early efforts such as 3D-LLM (Hong et al., 2023) lift multi-view 2D features into 3D space and align them with text embeddings, while PointLLM (Xu et al., 2023) leverages point cloud encoders for object-level geometry reasoning. LEO (Huang et al., 2024) aligns object-centric 3D representations with LLMs for 3D vision-language (3D-VL) tasks. Subsequent works have expanded this line of research (Chen et al., 2024b; Yang et al., 2025a; Fu et al., 2025; Chu et al., 2024; Zhang et al., 2024d; Qi et al., 2023). For instance, Grounded 3D-LLM (Chen et al., 2024c) enhances point-level semantic alignment with language, Chat-Scene (Zhang et al., 2024a) builds per-object 3D features via mask proposals, LLaVA-3D (Zhu et al., 2024a) integrates 3D positional embeddings into LLaVA (Liu et al., 2023), Video-3D LLM (Zheng et al., 2024) leverages pretrained video MLLMs for temporal-spatial context, and SplatTalk (Thai et al., 2025) applies 3D Gaussian Splatting (Kerbl et al., 2023) to generate language-aligned 3D tokens. Despite these advances, most 3D-LLMs rely on sparse supervision in an end-to-end training paradigm, with limited exploration of intermediate reasoning processes. As shown in Beacon3D (Huang et al., 2025), these models often produce answers that appear correct but lack explicit links to scene grounding, leading to poor

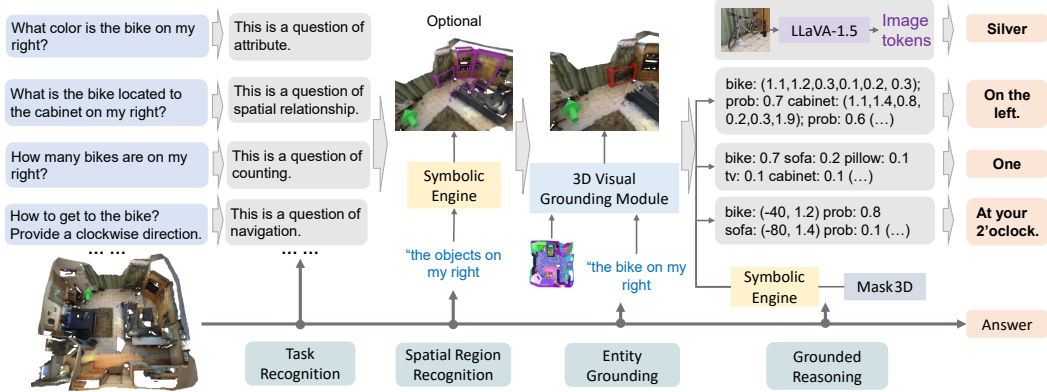


Figure 2: **SCENECOT framework**. The model decomposes 3D scene reasoning into four steps: task recognition, spatial region recognition, entity grounding, and grounded reasoning. Each stage introduces explicit grounding signals (e.g., objects, attributes, spatial positions), ensuring step-by-step reasoning and improved grounding-QA coherence.

grounding-QA coherence. This reveals a fundamental gap: while 3D-LLMs can encode multimodal representations, they rarely incorporate structured, step-by-step reasoning mechanisms that are essential for robust 3D scene understanding. We argue that Chain-of-Thought (CoT) reasoning remains largely untapped in 3D, but is necessary for overcoming overfitting and building more interpretable, human-like 3D-VL models.

Reasoning Capability of LLMs and MLLMs LLMs have demonstrated remarkable reasoning abilities across diverse domains such as mathematics, programming, and scientific QA (Shao et al., 2024b; Jaech et al., 2024). These capabilities are significantly enhanced by Chain-of-Thought (CoT) prompting (Wei et al., 2022), which decomposes complex tasks into step-by-step subproblems. Inspired by this, researchers have sought to extend reasoning into multimodal settings. Flamingo (Alayrac et al., 2022) bridges frozen vision and language backbones with cross-attention, Shikra (Chen et al., 2023a) and KOSMOS-2 (Peng et al., 2023) emphasize grounded reasoning over visual inputs, while OMG-LLaVA (Zhang et al., 2024b) unifies pixel-, object-, and region-level understanding. More recent works attempt to bring step-by-step reasoning into MLLMs. V* (Wu & Xie, 2024) incorporates sequential visual search for fine-grained recognition, Video-of-Thought (Fei et al., 2024) introduces a perception-to-recognition workflow for video reasoning, and Visual CoT (Shao et al., 2024a) explicitly integrates bounding boxes and patch-level grounding as intermediate “thoughts.” Commercial models such as GPT-o3 and GPT-o3 mini (OpenAI, 2025) showcase impressive visual reasoning abilities by combining multiple visual experts. However, these advances remain confined to 2D inputs. They lack explicit grounding in 3D space, limiting their ability to reason about spatially complex, embodied scenarios. In summary, while CoT reasoning has transformed both text-only and 2D multimodal models, it has not yet been fully explored in 3D scene understanding. Bridging this gap requires designing frameworks that integrate step-by-step grounded reasoning with explicit grounding-QA coherence, which is the focus of our work.

3 SCENECOT: STEP-BY-STEP REASONING IN 3D SCENES

In this section, we present the design of SCENECOT, beginning with the formalization of step-by-step reasoning traces in common 3D reasoning tasks (Sec. 3.1). This structure reflects the human problem-solving process for complex understanding, as discussed in Sec. 1. We then describe the detailed learning and inference pipeline of SCENECOT, illustrating how it integrates and leverages 3D-CoTs to enhance reasoning capabilities in 3D scenes (Sec. 3.2).

3.1 CHAIN-OF-THOUGHTS IN SCENECOT

Given a 3D scene, an agent’s situation, and a question to be answered, we define the reasoning trace for answering the question as a concatenation of the following step-by-step descriptions:

1. **Task Recognition and Analysis:** The reasoning trace begins with the identification of the underlying task required to answer the question (*e.g.*, counting, navigation) along with initial analysis for solving it (*e.g.*, ground objects for counting). This information is critical for the subsequent reasoning process. It may also determine which specialized models (*e.g.*, detection, segmentation) to invoke in subsequent steps. We encapsulate this task-level guidance using the special token `<think_type>` within the reasoning trace.
2. **Task-relevant Region Localization:** Based on the task hints in the question and the agent’s situation context, we significantly reduce the reasoning space by first providing region-level grounding for localizing the task-relevant subregion of the scene. Specifically, depending on the question, we discretize the surrounding space using either directional clues (*e.g.*, left, right, front, back) or a clock-based reference frame (*e.g.*, 1-12 o’clock). The sentence enclosed by `<think_rgn>` indicates the candidate region for the symbolic engine to parse the corresponding objects.
3. **Entity Grounding:** This step grounds the target objects relevant to answering the question. We first generate detailed grounding instructions that encode object semantics, attributes, and relational context. These instructions are enclosed by `<think_grd>`, and followed by a special `[OBJ]` token, which serves as a trigger for invoking specialized grounding modules to localize the referenced object(s).
4. **Grounded Reasoning:** Given the candidate object(s), we generate task-specific instructions, enclosed by `<think_task>`, that specify what information regarding these objects is necessary for downstream reasoning. These instructions guide the grounding model to retrieve or compute relevant information based on task requirements, such as retrieving 2D images for attribute recognition and exporting object class probabilities for object existence verification. We consider the following types of grounded object information, each annotated with distinct tags:
 - *Object probability* (`<obj_prob>`): For tasks such as counting and existence verification, we record the class probabilities of grounded objects, indicating the presence of objects.
 - *3D Object Location with Probability* (`<obj_loc_prob>`, `<obj_loc_plr_prob>`): For tasks that require spatial reasoning, we record object class probabilities along with their positions in 3D space (`<obj_loc_prob>`). For navigation-related tasks, we represent object locations in a 2D polar coordinate (`<obj_loc_plr_prob>`) frame to facilitate direction-based reasoning.
 - *Object Image Tokens* (`<highlight_obj>`, `<img_start>`, `<img_end>`): For fine-grained attribute description tasks, we use `<highlight_obj>` to trigger image retrieval, inserting object-level image patches as visual tokens tagged by `` to support appearance-based reasoning.

After obtaining the grounded object information necessary for solving the task, we include a summarization hint marked with `<think_sum>` to guide the reasoning process, followed by the generation of the final answer, tagged with `<answer>`. An illustrative walkthrough of a sample reasoning trace for a situated question answering task from the MSQA dataset is shown in Fig. 1, with further details on each sub-process of the reasoning trace discussed in Sec. A.

3.2 SCENECOT LEARNING AND INFERENCE

We provide an illustrative explanation of how SCENECOT learns and performs inference with our defined 3D-CoTs in Fig. 2. At its core, SCENECOT is built upon a powerful Multi-modal LLM (MLLM), which serves as the primary reasoning engine. To support the step-wise reasoning structure introduced in Sec. 3.1, we incorporate two types of modular components:

- Specialized 3D-VL and 2D-VL models are employed for entity grounding and image reasoning. These models are initialized with pre-trained weights and jointly updated during the training of SCENECOT. In particular, a 3D visual grounding model and a 2D vision-language model serve as the backbone for the grounded reasoning process.
- Symbolic engines, including off-the-shelf parsers and pre-trained models, are used to extract object-specific grounding information (*e.g.*, location, coordinates, image patches) to support region recognition and grounded reasoning, as described in Sec. 3.1. These models remain fixed and are not updated during SCENECOT training. The contextual inputs are constructed through a predefined programming procedure, with implementation details provided in Sec. A.

To train SCENECOT, we use a dataset of annotated reasoning traces as described in Sec. 3.1, jointly optimizing the reasoning engine and grounding modules under the following objective:

$$\mathcal{L} = \mathcal{L}_{\text{CoT}} + \mathcal{L}_{\text{ans}} + \mathcal{L}_{\text{ground}}, \quad (1)$$

where \mathcal{L}_{CoT} and \mathcal{L}_{ans} are causal language modeling losses for predicting the reasoning trace and final answer, respectively. $\mathcal{L}_{\text{ground}}$ is a cross-entropy loss applied only to the specialized grounding module for accurate object grounding. We train the MLLM model using LoRA.

In the inference stage, SCENECOT follows the reasoning steps specified by the predicted 3D-CoTs, invoking the appropriate modules to generate the final answer. Specifically, we use Mask3D (Schult et al., 2022) to an initial set of object proposals for the specialized grounding model to select. For special tokens that invoke function calls, the corresponding modules are executed externally, and their outputs are concatenated with prior predictions and fed back into SCENECOT for a new inference pass to complete the reasoning process. Additional details on model inference are provided in the Sec. A.4.

4 THE SCENECOT-185K DATASET

To enable the learning of SCENECOT, we develop a large-scale 3D-CoTs dataset, SCENECOT-185K, containing 185K data instances to support step-by-step reasoning in 3D scenes. The dataset comprises two representative tasks in 3D scene reasoning: (1) Situated Reasoning and (2) Object-Centric Reasoning. It follows the standard 3D-CoTs structure as defined in Sec. 3. We construct the dataset through a two-step process: metadata collection and reasoning trace generation.

4.1 METADATA COLLECTION

For Situated Reasoning, we use MSQA as the data source. Following the definition in Sec. 3.1, we collect the following components: (1) object instances within the corresponding sub-region, (2) the question type, and (3) the grounding text. For question types, we adopt the primary categorization defined in MSQA and construct the corresponding COT data using the official metadata. As Beacon3D emphasizes grounded reasoning, we treat it as part of the *Attribute/Description* sub-tasks within our unified task space.

Region-relevant and Question-relevant Objects Extraction First, we design a rule-based procedure to extract target objects based on the agent’s location and orientation within the 3D scene. This begins by parsing the question and extracting directional cues using regular expression matching. In MSQA, directional information typically falls into two categories: cardinal directions (left, right, front, back) and clock-based directions (e.g., “at the 1–12 o’clock”). For instance, given the question “How many tables are on my right?”, we extract all objects located to the right of the agent. This rule-based method ensures that answers can be accurately inferred from the object list within the corresponding sub-region. Secondly, for the target object entities, we design a rule-based method for *Existence/Counting* to ensure the correctness. For the remaining sub-tasks, we inherit the official annotations of the target objects in the released data.

Data Generation of GQA3D For Beacon3D, we cannot directly construct the COT data due to the absence of metadata. To obtain a high-quality training set, we leverage Nr3D as our metadata source and construct a new grounded question answering dataset, GQA3D. Nr3D is a 3D Visual Grounding benchmark that primarily provides grounding texts and the IDs of target objects. We use GPT-4o to generate QA pairs based on the corresponding object images. All generated QA pairs are categorized as *Attribute* type in SCENECOT-185K. Implementation details are provided in Sec. B.2.

4.2 REASONING TRACE GENERATION

After collecting the metadata, we construct the full reasoning chain following the steps outlined in Sec. 3.

1) For the sub-tasks *Counting*, *Existence*, *Refer*, *Room Type*, and *Affordance*, we generate ground-truth thoughts using semantic labels and pseudo probabilities. Specifically, we randomly assign values between 0.5 and 1.0 to represent target objects, while assigning values between 0 and 0.5 to non-target

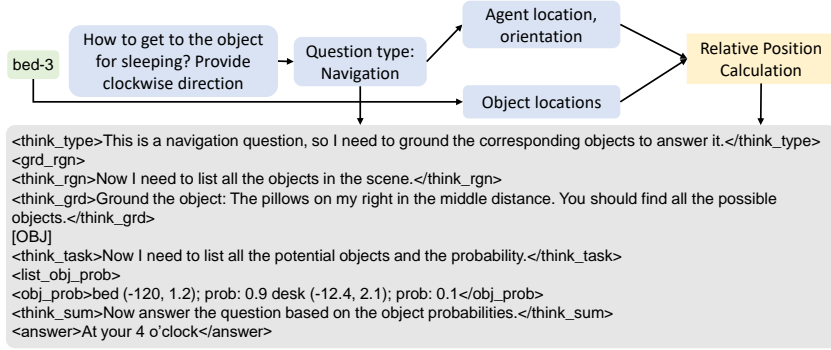


Figure 3: **Illustration of reasoning trace generation.** An example of a navigation question and its corresponding reasoning trace. The process involves identifying the question type, grounding relevant objects, computing relative positions based on agent location and orientation, and generating the final answer through step-by-step reasoning.

objects. To control the token length of the input prompts, we cap the number of objects per training instance.

2) For the *Spatial Relationship* sub-task, we compute relative coordinates using the agent’s location, orientation, and the positions of objects under the 3D rectilinear coordinate system.

3) For the *Navigation* sub-task, object locations are represented in a 2D polar coordinate system. To support the *Attribute* and *Description* sub-tasks, which require image retrieval, we construct an object image library. Object images are extracted from RGB frames in ScanNet using object positions and camera poses. We illustrate a representative reasoning trace generation pipeline of *Navigation* in Fig. 3. We finally get 145.6K and 40K data instances for Situated Reasoning and Object-Centric Reasoning, respectively. We also conducted a manual check of data quality. The statistical results can be found in Sec. B.3.

5 EXPERIMENTS

5.1 EXPERIMENTAL SETUP

Tasks and Data. We evaluate SCENECOT on two representative 3D scene reasoning tasks: Situated Reasoning (Situated Reasoning) and Object-Centric Reasoning (Object-Centric Reasoning). For Situated Reasoning, we adopt the MSQA benchmark built on ScanNet, following the evaluation protocol of (Thai et al., 2025). To ensure fair and consistent comparison, we use the refined Version-2.1 of MSQA (Linghu et al., 2024), and re-implement MSR3D and GPT-4o on this version. For MSR3D, we follow the official setup, which includes the merged training data and object mask proposals from Mask3D. For Object-Centric Reasoning, we evaluate on the Beacon3D benchmark (Huang et al., 2025), which explicitly measures grounding-QA coherence. Following the official settings, we use ground-truth object masks for all methods to isolate reasoning capability from detection performance.

Evaluation Protocols and Baselines. On both MSQA and Beacon3D, we use GPT-score as the primary evaluation metric. For MSQA, models jointly predict object masks and textual answers, while for Beacon3D, evaluation is performed using ground-truth masks. Beacon3D further reports two complementary metrics: (1) GPT-Score (by case), which averages scores across individual QA pairs, and (2) GPT-Score (by object), which requires all QA pairs associated with an object to be correct, directly reflecting grounding-QA coherence. In addition, we analyze the grounding-QA coherence metrics provided in Beacon3D to highlight the improvements brought by our method. We compare SCENECOT against a broad set of 3D scene reasoning baselines. On Beacon3D, we focus on object-centric baselines that explicitly incorporate grounding, including GPT-4o (OpenAI, 2023), MSR3D (Linghu et al., 2024), PQ3D (Zhu et al., 2024b), Chat-Scene (Zhang et al., 2024a), and SceneVerse (Jia et al., 2024). On MSQA, we additionally include SplatTalk (Thai et al., 2025), which reports results on this benchmark. To ensure fairness, we retrain several baselines on our training set and report the updated results.

Table 1: **Experimental Results on MSQA and Beacon3D.** *: GPT-4o’s input contains ground-truth object labels, locations, and attributes. ‡: The result of MSQA is not based on Version-2.1 data. †: The models are trained on our dataset. The **best** and second-best performances are highlighted across the entire table. In the third column, ‘Grounded’ indicates whether the reasoning results can be explicitly linked to specific entities.

Methods	Grounded?	MSQA							Beacon3D	
		Count.	Exist.	Attr.	Spatial	Navi.	Others	Overall	Case	Obj.
GPT-4o*	×	32.3	79.3	79.0	37.0	31.7	91.6	52.3	<u>57.1</u>	<u>20.2</u>
LEO	×	32.5	88.5	58.7	44.2	39.6	81.4	54.8	43.2	7.8
MSR3D	×	32.3	93.1	50.0	46.5	54.1	75.6	54.2	–	–
ChatScene	×	–	–	–	–	–	–	–	45.8	7.8
SplatTalk‡	×	19.6	60.3	44.0	35.8	35.5	61.8	41.8	–	–
LEO†	×	29.3	87.5	<u>55.1</u>	46.3	45.6	81.4	52.9	52.5	12.7
MSR3D†	×	32.7	87.5	53.7	44.3	51.5	72.3	52.8	51.4	11.9
Chat-Scene†	×	<u>37.4</u>	<u>92.0</u>	49.0	<u>47.0</u>	58.3	<u>83.7</u>	56.6	53.6	14.0
SCENECOT	✓	47.9	82.1	49.6	47.2	<u>51.6</u>	80.3	<u>55.6</u>	58.9	23.2

Table 2: **Grounding–QA Coherence comparison across methods.** Main metrics: GC: good coherence (both grounding and QA correct); QA (Obj.): per-object QA performance. Additional reference metrics: Type 1: grounding correct but QA wrong; Type 2: QA correct but grounding wrong; DF: double failure (both wrong); $R_1 = \text{Type1} / (\text{Type1} + \text{DF})$; $R_2 = \text{Type2} / (\text{Type2} + \text{GC})$.

Method	Grounded?	GC ↑	QA (Obj.) ↑	DF ↓	Type 1 ↓	Type 2 ↓	R_1 ↑	R_2 ↓
LEO	×	1.6	<u>7.8</u>	2.2	55.2	40.9	3.7	96.2
PQ3D	×	16.5	3.5	40.6	31.9	10.8	56.6	39.7
SceneVerse	×	<u>20.4</u>	6.6	31.6	28.3	19.5	50.6	48.5
Chat-Scene	×	19.5	<u>7.8</u>	24.7	29.8	25.8	44.4	56.9
SceneCOT	✓	34.7	23.2	16.8	24.1	16.8	58.9	41.0

Implementation Details. We build SCENECOT based on LLaVA-1.5, an open-source multimodal LLM framework built upon Vicuna-7B. For the *Attribute* and *Description* sub-tasks, the selected object image is passed through a 2D vision encoder. The resulting image feature is then projected into the language embedding space via learnable projection layers. During training, we freeze these projection layers and apply LoRA to fine-tune the parameters of the LLM. For 3D visual grounding, we adopt a fine-tuned version of PQ3D as our expert model. This model has been trained on a subset of the domains provided in SceneVerse (Jia et al., 2024). Additionally, we design a lightweight object mask predictor to estimate object logits. During training, we fine-tune both the parameters of PQ3D and the object mask predictor. Our model is trained for 5 epochs using 4 A100 GPUs. We provide more implementation details in Sec. A.5.

5.2 MAIN RESULTS ON 3D QA AND GROUNDING–QA COHERENCE

In the main results, we evaluate both 3D QA performance and grounding–QA coherence, and compare SCENECOT with baseline methods.

SCENECOT demonstrates strong QA performance on Situated Reasoning and Object-Centric Reasoning. It achieves notable gains on the challenging *Counting* sub-task by explicitly enumerating objects in the relevant sub-region based on semantic similarity, providing clear visual grounding for reasoning. SCENECOT also performs well on *Spatial* tasks, including *Refer* and *Spatial Relationship*. Its performance is lower on *Existence* and *Attribute* compared to LEO and MSR3D, mainly due to grounding errors (see Sec. 5.3). While slightly below Chat-Scene overall, SCENECOT substantially outperforms all baselines on Beacon3D thanks to its scene–object grounded reasoning. In contrast, Chat-Scene directly predicts answers from question and object-centric tokens without explicit grounding, limiting its ability on complex tasks like *Counting*, where object-level reasoning is critical. Additional baseline comparisons in Sec. C.1 further confirm the competitiveness of SCENECOT.

SCENECOT achieves strong grounding–QA coherence. On Beacon3D, SCENECOT achieves the highest Good Coherence (34.7), substantially ahead of all baselines. This demonstrates that our framework most reliably combines correct grounding with correct QA, rather than succeeding on one dimension while failing on the other. By contrast, LEO reaches a QA (Obj.) score of 7.8 but suffers from an extremely low GC of 1.6, highlighting a large mismatch between answering correctly and

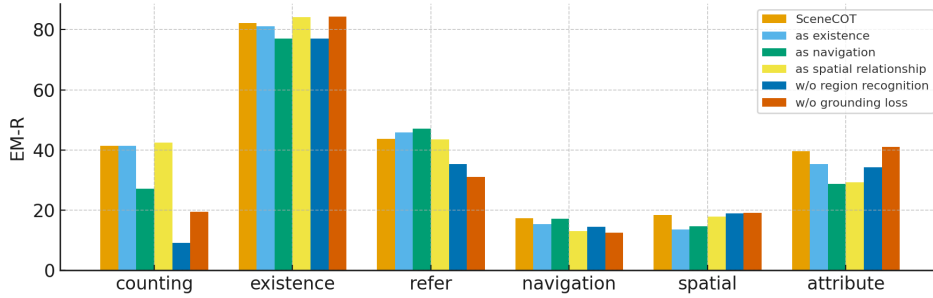


Figure 4: **Ablation study.** We ablate three key factors: (1) question type recognition, (2) region recognition, and (3) grounding loss. Results show that removing any of these components degrades performance, highlighting their importance for robust step-by-step reasoning.

Table 3: **Experimental results on oracle data.** In our main results, we utilize Mask3D to provide object masks and semantic labels. In this table, we explore the upper boundary in two aspects: 1) perfect object masks and semantic labels, but still based on the predicted object probabilities. 2) Oracle ground-truth text-based thought. In the table, “SE” indicates semantic error, “GE” indicates grounding error.

Error sources	<i>Count.</i>	<i>Exist.</i>	<i>Attri.</i>	<i>Spatial.</i>	<i>Refer</i>	<i>Navi.</i>	<i>Others</i>	Overall
SE + GE	47.9	82.1	49.6	49.8	31.9	51.6	80.3	55.6
GE	73.3	86.5	63.3	49.9	67.2	55.4	81.8	64.9
–	98.8	100.0	60.1	55.7	84.9	87.2	86.8	78.1

grounding correctly. Similarly, methods like SceneVerse (GC: 20.4, QA (Obj.): 6.6) and Chat-Scene (GC: 19.5, QA (Obj.): 7.8) show moderate QA performance but struggle to align it with consistent grounding. In addition to its advantage in GC, SCENECOT also delivers the highest QA (Obj.) score (23.2), a large margin over all other methods. This reflects not only stronger per-object QA ability but also a tighter alignment between answers and the objects they refer to. Together, these results confirm that explicitly enforcing grounding before reasoning enables SCENECOT to achieve both accurate QA and high grounding–QA coherence, setting it apart from prior baselines.

5.3 ABLATION STUDY AND ANALYSES

Question type recognition is essential. As illustrated in Fig. 2, SCENECOT first identifies the question type and builds the reasoning chain accordingly. For example, the symbolic engine outputs polar coordinates for *Navigation* and 3D bounding boxes for *Spatial Relationship*. To assess its role, we conduct an ablation where all questions are forced into the same type. As shown in Fig. 4, treating all questions “as existence” restricts the model to object probabilities only, leading to clear performance degradation. Likewise, forcing all questions to *Spatial Relationship* significantly reduces performance on *Navigation*, where polar coordinates are more suitable. These results demonstrate that recognizing the correct question type is crucial for constructing grounded reasoning chains.

Region recognition is crucial, particularly for object-centric reasoning. To enhance grounding in Situated Reasoning, SCENECOT explicitly filters out irrelevant objects, narrowing the scope of candidates to task-relevant regions. Removing this component and providing all scene objects results in a substantial performance drop, especially on *Counting*, *Refer*, and *Attribute* (see Fig. 4). This confirms that region recognition not only reduces noise but also strengthens grounding–QA coherence by aligning reasoning with localized evidence.

Grounding loss plays a key role. In SCENECOT, the grounding module is trained with an additional loss term based on PQ3D, encouraging accurate object grounding during learning. Ablating this grounding loss (see Eq. (1)) yields a noticeable performance decline on MSQA, particularly for *Counting*, *Refer*, and *Navigation* (see Fig. 4). Interestingly, performance on *Existence* is less affected, likely because semantic labels alone suffice for this type of question. Overall, these results highlight the grounding loss as an important factor for maintaining step-by-step grounding consistency and improving reasoning accuracy.

Exploring the QA upper bound with better grounding information. In MSQA, predictions are limited by noisy semantic labels, masks, and object probabilities. To measure their impact, we test

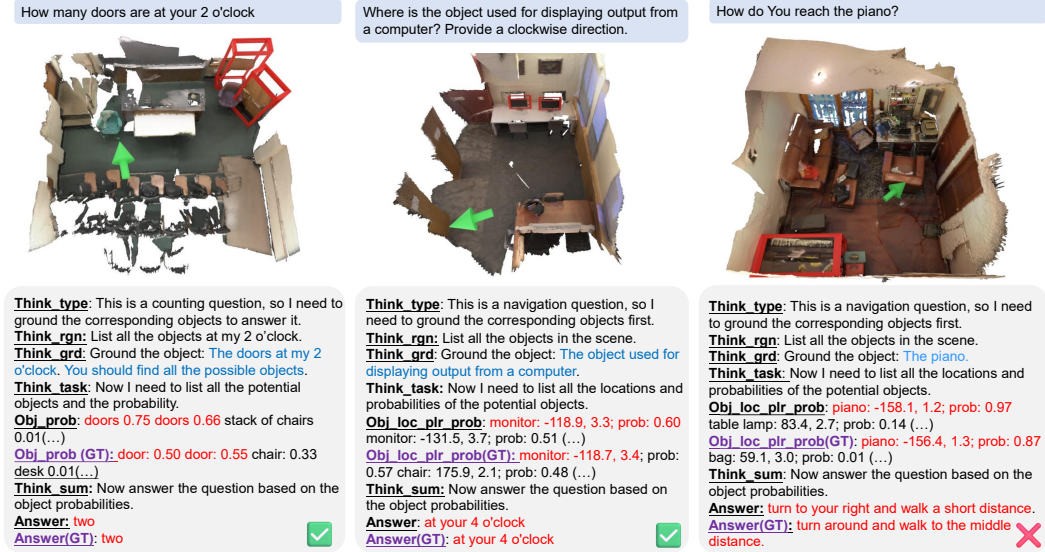


Figure 5: **Visualization of qualitative examples of SCENECOT.** We select two indicating sub-tasks *Counting* and *Navigation* to illustrate the reasoning traces of SCENECOT. Left: SCENECOT correctly constructs the visual clue and reasons the correct answer. Middle: SCENECOT correctly answers the question based on the accurate relative location. Right: Even though the visual clue exactly matches the correct entity, the model summarizes to the wrong answer owing to the limited reasoning capability.

oracle settings that remove: ❶ Semantic errors (SE): inaccurate labels and masks; ❷ Grounding errors (GE): incorrect object probabilities. Removing SE improves performance, especially on *Counting*. Removing both SE and GE pushes results close to the oracle bound, with *Counting/Existence* near 100 and *Navigation/Refer* reaching 87.2/84.9. These gains confirm that accurate grounding and semantics directly translate into better answers, demonstrating strong grounding-QA coherence in our framework. *Spatial Relationship* remains the hardest task, as it requires mapping coordinates to natural descriptions. Overall, the analysis shows that improving label, mask, and grounding quality is key to advancing 3D reasoning.

5.4 REASONING CHAIN VISUALIZATION

Finally, we present a case study in Fig. 5 to illustrate the strengths and limitations of our framework. In the first example, the model grounds the doors at the agent’s 2 o’clock and constructs the corresponding visual clue `obj_prob`. Although the predicted labels differ slightly from the ground-truth “door,” the accurate probabilities and semantic similarity allow the model to generate the correct answer. In the second example, the model identifies all monitors and uses the symbolic engine to compute their relative positions with 2D polar coordinates. By integrating spatial information with object probabilities, the model infers the answer “4 o’clock.” These two cases demonstrate interpretable reasoning chains for challenging tasks, making error sources easier to diagnose. In the third example, however, the model fails in the final reasoning step despite an accurate visual clue, echoing the upper-bound analysis in Tab. 3 where *Navigation* performance peaks at 87.2. This highlights a gap due to limited reasoning capability in the base model, which could be improved as foundation models like multimodal LLM advance. Overall, these visualizations showcase both the progress and remaining challenges of SCENECOT, pointing toward more robust and interpretable 3D reasoning frameworks.

6 CONCLUSION

We presented SCENECOT, a framework for step-by-step grounded reasoning in 3D scenes. Unlike prior approaches that treat 3D question answering as a single-step task, SCENECOT decomposes reasoning into task recognition, region localization, entity grounding, and grounded reasoning, closely reflecting the human problem-solving process. To enable this, we built SCENECOT-185K, the first large-scale dataset of grounded Chain-of-Thought reasoning traces with rich stepwise annotations

linking language and 3D context. Experiments show that SCENECOT achieves strong performance on both situated reasoning benchmarks and the Beacon3D benchmark, where it significantly improves grounding–QA coherence compared to object-centric baselines. Beyond accuracy, our method generates interpretable reasoning traces that make the decision process transparent. These results demonstrate that step-by-step grounded reasoning is both effective and necessary for robust 3D scene understanding, laying a foundation for advancing multimodal LLMs toward human-like reasoning in real-world 3D environments.

REFERENCES

- Jean-Baptiste Alayrac, Jeff Donahue, Pauline Luc, Antoine Miech, Iain Barr, Yana Hasson, Karel Lenc, Arthur Mensch, Katherine Millican, Malcolm Reynolds, et al. Flamingo: a visual language model for few-shot learning. *Advances in Neural Information Processing Systems (NeurIPS)*, 2022. [3](#)
- Boyuan Chen, Zhuo Xu, Sean Kirmani, Brain Ichter, Dorsa Sadigh, Leonidas Guibas, and Fei Xia. Spatialvlm: Endowing vision-language models with spatial reasoning capabilities. In *Conference on Computer Vision and Pattern Recognition (CVPR)*, 2024a. [1](#)
- Keqin Chen, Zhao Zhang, Weili Zeng, Richong Zhang, Feng Zhu, and Rui Zhao. Shikra: Unleashing multimodal llm’s referential dialogue magic. *arXiv preprint arXiv:2306.15195*, 2023a. [3](#)
- Sijin Chen, Xin Chen, Chi Zhang, Mingsheng Li, Gang Yu, Hao Fei, Hongyuan Zhu, Jiayuan Fan, and Tao Chen. Ll3da: Visual interactive instruction tuning for omni-3d understanding, reasoning, and planning. In *Conference on Computer Vision and Pattern Recognition (CVPR)*, 2024b. [2](#)
- Yilun Chen, Shuai Yang, Haifeng Huang, Tai Wang, Runsen Xu, Ruiyuan Lyu, Dahua Lin, and Jiangmiao Pang. Grounded 3d-llm with referent tokens. *arXiv preprint arXiv:2405.10370*, 2024c. [1, 2](#)
- Yixin Chen, Siyuan Huang, Tao Yuan, Siyuan Qi, Yixin Zhu, and Song-Chun Zhu. Holistic++ scene understanding: Single-view 3d holistic scene parsing and human pose estimation with human-object interaction and physical commonsense. In *International Conference on Computer Vision (ICCV)*, 2019. [1](#)
- Zhenfang Chen, Qinhong Zhou, Yikang Shen, Yining Hong, Zhiqing Sun, Dan Gutfreund, and Chuang Gan. Visual chain-of-thought prompting for knowledge-based visual reasoning. In *AAAI Conference on Artificial Intelligence (AAAI)*, 2024d. [1](#)
- Zhenyu Chen, Ronghang Hu, Xinlei Chen, Matthias Nießner, and Angel X Chang. Unit3d: A unified transformer for 3d dense captioning and visual grounding. In *International Conference on Computer Vision (ICCV)*, 2023b. [1](#)
- Tao Chu, Pan Zhang, Xiaoyi Dong, Yuhang Zang, Qiong Liu, and Jiaqi Wang. Unified scene representation and reconstruction for 3d large language models. *arXiv preprint arXiv:2404.13044*, 2024. [2](#)
- Hao Fei, Shengqiong Wu, Wei Ji, Hanwang Zhang, Meishan Zhang, Mong-Li Lee, and Wynne Hsu. Video-of-thought: Step-by-step video reasoning from perception to cognition. *arXiv preprint arXiv:2501.03230*, 2024. [3](#)
- Rao Fu, Jingyu Liu, Xilun Chen, Yixin Nie, and Wenhan Xiong. Scene-llm: Extending language model for 3d visual understanding and reasoning. In *Proceedings of Winter Conference on Applications of Computer Vision (WACV)*, 2025. [2](#)
- Daya Guo, Dejian Yang, Haowei Zhang, Junxiao Song, Ruoyu Zhang, Runxin Xu, Qihao Zhu, Shirong Ma, Peiyi Wang, Xiao Bi, et al. Deepseek-r1: Incentivizing reasoning capability in llms via reinforcement learning. *arXiv preprint arXiv:2501.12948*, 2025. [1, 22](#)
- Jiaxian Guo, Junnan Li, Dongxu Li, Anthony Meng Huat Tiong, Boyang Li, Dacheng Tao, and Steven CH Hoi. From images to textual prompts: Zero-shot vqa with frozen large language models. In *Conference on Computer Vision and Pattern Recognition (CVPR)*, 2023. [1](#)

- Yining Hong, Haoyu Zhen, Peihao Chen, Shuhong Zheng, Yilun Du, Zhenfang Chen, and Chuang Gan. 3d-llm: Injecting the 3d world into large language models. *Advances in Neural Information Processing Systems (NeurIPS)*, 2023. 2
- Jiangyong Huang, Silong Yong, Xiaojian Ma, Xiongkun Linghu, Puhao Li, Yan Wang, Qing Li, Song-Chun Zhu, Baoxiong Jia, and Siyuan Huang. An embodied generalist agent in 3d world. In *International Conference on Machine Learning (ICML)*, 2024. 1, 2
- Jiangyong Huang, Baoxiong Jia, Yan Wang, Ziyu Zhu, Xiongkun Linghu, Qing Li, Song-Chun Zhu, and Siyuan Huang. Unveiling the mist over 3d vision-language understanding: Object-centric evaluation with chain-of-analysis. In *Proceedings of the Computer Vision and Pattern Recognition Conference*, pp. 24570–24581, 2025. 1, 2, 6
- Aaron Jaech, Adam Kalai, Adam Lerer, Adam Richardson, Ahmed El-Kishky, Aiden Low, Alec Helyar, Aleksander Madry, Alex Beutel, Alex Carney, et al. Openai o1 system card. *arXiv preprint arXiv:2412.16720*, 2024. 1, 3
- Baoxiong Jia, Yixin Chen, Huangyue Yu, Yan Wang, Xuesong Niu, Tengyu Liu, Qing Li, and Siyuan Huang. Sceneverse: Scaling 3d vision-language learning for grounded scene understanding. *arXiv preprint arXiv:2401.09340*, 2024. 1, 6, 7, 16
- Bernhard Kerbl, Georgios Kopanas, Thomas Leimkühler, and George Drettakis. 3d gaussian splatting for real-time radiance field rendering. *ACM Trans. Graph.*, 2023. 2
- Xiongkun Linghu, Jiangyong Huang, Xuesong Niu, Xiaojian Shawn Ma, Baoxiong Jia, and Siyuan Huang. Multi-modal situated reasoning in 3d scenes. *Advances in Neural Information Processing Systems*, 37:140903–140936, 2024. 1, 2, 6
- Aixin Liu, Bei Feng, Bing Xue, Bingxuan Wang, Bochao Wu, Chengda Lu, Chenggang Zhao, Chengqi Deng, Chenyu Zhang, Chong Ruan, et al. Deepseek-v3 technical report. *arXiv preprint arXiv:2412.19437*, 2024. 17
- Haotian Liu, Chunyuan Li, Qingyang Wu, and Yong Jae Lee. Visual instruction tuning. *Advances in Neural Information Processing Systems (NeurIPS)*, 2023. 1, 2
- Yuecheng Liu, Dafeng Chi, Shiguang Wu, Zhanguang Zhang, Yaochen Hu, Lingfeng Zhang, Yingxue Zhang, Shuang Wu, Tongtong Cao, Guowei Huang, et al. Spatialcot: Advancing spatial reasoning through coordinate alignment and chain-of-thought for embodied task planning. *arXiv preprint arXiv:2501.10074*, 2025. 1
- Xiaojian Ma, Silong Yong, Zilong Zheng, Qing Li, Yitao Liang, Song-Chun Zhu, and Siyuan Huang. Sq3d: Situated question answering in 3d scenes. In *International Conference on Learning Representations (ICLR)*, 2023. 1
- OpenAI. Gpt-4 technical report. *arXiv preprint arXiv:2303.08774*, 2023. 6
- OpenAI. Introducing openai o3 and o4-mini. <https://openai.com/index/introducing-o3-and-o4-mini/>, April 16 2025. 3, 22
- Jianjiu Ou, Jianlong Zhou, Yifei Dong, and Fang Chen. Chain of thought prompting in vision-language model for vision reasoning tasks. In *Australasian Joint Conference on Artificial Intelligence*, 2024. 1
- Zhiliang Peng, Wenhui Wang, Li Dong, Yaru Hao, Shaohan Huang, Shuming Ma, and Furu Wei. Kosmos-2: Grounding multimodal large language models to the world. *arXiv preprint arXiv:2306.14824*, 2023. 3
- Zhangyang Qi, Ye Fang, Zeyi Sun, Xiaoyang Wu, Tong Wu, Jiaqi Wang, Dahua Lin, and Hengshuang Zhao. Gpt4point: A unified framework for point-language understanding and generation. *arXiv preprint arXiv:2312.02980*, 2023. 2
- Jonas Schult, Francis Engelmann, Alexander Hermans, Or Litany, Siyu Tang, and Bastian Leibe. Mask3d for 3d semantic instance segmentation. *arXiv preprint arXiv:2210.03105*, 2022. 5

- Hao Shao, Shengju Qian, Han Xiao, Guanglu Song, Zhuofan Zong, Letian Wang, Yu Liu, and Hongsheng Li. Visual cot: Unleashing chain-of-thought reasoning in multi-modal language models. *arXiv e-prints*, pp. arXiv-2403, 2024a. 1, 3
- Zhihong Shao, Peiyi Wang, Qihao Zhu, Runxin Xu, Junxiao Song, Xiao Bi, Haowei Zhang, Mingchuan Zhang, YK Li, Y Wu, et al. Deepseekmath: Pushing the limits of mathematical reasoning in open language models. *arXiv preprint arXiv:2402.03300*, 2024b. 3
- Chan Hee Song, Valts Blukis, Jonathan Tremblay, Stephen Tyree, Yu Su, and Stan Birchfield. Robospatial: Teaching spatial understanding to 2d and 3d vision-language models for robotics. In *Conference on Computer Vision and Pattern Recognition (CVPR)*, 2025. 1
- Anh Thai, Songyou Peng, Kyle Genova, Leonidas Guibas, and Thomas Funkhouser. Splattalk: 3d vqa with gaussian splatting. *arXiv preprint arXiv:2503.06271*, 2025. 2, 6
- Jason Wei, Xuezhi Wang, Dale Schuurmans, Maarten Bosma, Fei Xia, Ed Chi, Quoc V Le, Denny Zhou, et al. Chain-of-thought prompting elicits reasoning in large language models. *Advances in neural information processing systems*, 35:24824–24837, 2022. 1, 3
- Penghao Wu and Saining Xie. V?: Guided visual search as a core mechanism in multimodal llms. In *Proceedings of the IEEE/CVF Conference on Computer Vision and Pattern Recognition*, pp. 13084–13094, 2024. 3
- Runsen Xu, Xiaolong Wang, Tai Wang, Yilun Chen, Jiangmiao Pang, and Dahua Lin. Pointllm: Empowering large language models to understand point clouds. *arXiv preprint arXiv:2308.16911*, 2023. 2
- Jianing Yang, Xuweiyi Chen, Nikhil Madaan, Madhavan Iyengar, Shengyi Qian, David F Fouhey, and Joyce Chai. 3d-grand: A million-scale dataset for 3d-llms with better grounding and less hallucination. In *Conference on Computer Vision and Pattern Recognition (CVPR)*, 2025a. 2
- Jihan Yang, Shusheng Yang, Anjali W Gupta, Rilyn Han, Li Fei-Fei, and Saining Xie. Thinking in space: How multimodal large language models see, remember, and recall spaces. In *Conference on Computer Vision and Pattern Recognition (CVPR)*, 2025b. 1
- Jiawei Zhang, Chejian Xu, and Bo Li. Chatscene: Knowledge-enabled safety-critical scenario generation for autonomous vehicles. In *Proceedings of the IEEE/CVF Conference on Computer Vision and Pattern Recognition*, pp. 15459–15469, 2024a. 2, 6
- Tao Zhang, Xiangtai Li, Hao Fei, Haobo Yuan, Shengqiong Wu, Shunping Ji, Chen Change Loy, and Shuicheng Yan. Omg-llava: Bridging image-level, object-level, pixel-level reasoning and understanding. *Advances in Neural Information Processing Systems*, 37:71737–71767, 2024b. 3
- Zhuofan Zhang, Ziyu Zhu, Pengxiang Li, Tengyu Liu, Xiaojian Ma, Yixin Chen, Baoxiong Jia, Siyuan Huang, and Qing Li. Task-oriented sequential grounding in 3d scenes. *arXiv preprint arXiv:2408.04034*, 2024c. 22
- Zhuofan Zhang, Ziyu Zhu, Pengxiang Li, Tengyu Liu, Xiaojian Ma, Yixin Chen, Baoxiong Jia, Siyuan Huang, and Qing Li. Task-oriented sequential grounding in 3d scenes. *arXiv preprint arXiv:2408.04034*, 2024d. 2
- Duo Zheng, Shijia Huang, and Liwei Wang. Video-3d llm: Learning position-aware video representation for 3d scene understanding. *arXiv preprint arXiv:2412.00493*, 2024. 2
- Junsheng Zhou, Jinsheng Wang, Baorui Ma, Yu-Shen Liu, Tiejun Huang, and Xinlong Wang. Uni3d: Exploring unified 3d representation at scale. In *International Conference on Learning Representations (ICLR)*, 2024. 1
- Chenming Zhu, Tai Wang, Wenwei Zhang, Jiangmiao Pang, and Xihui Liu. Llava-3d: A simple yet effective pathway to empowering llms with 3d-awareness. *arXiv preprint arXiv:2409.18125*, 2024a. 2
- Ziyu Zhu, Zhuofan Zhang, Xiaojian Ma, Xuesong Niu, Yixin Chen, Baoxiong Jia, Zhidong Deng, Siyuan Huang, and Qing Li. Unifying 3d vision-language understanding via promptable queries. In *European Conference on Computer Vision*, pp. 188–206. Springer, 2024b. 1, 6

A SCENECOT

A.1 DATA EXAMPLES OF REASONING TRACES

We provide typical examples of COT templates of some representative sub-tasks, including the integral special tokens and textual context.

Question: You are climbing the shelf. There is a black and white monitor and a white and black monitor at your 5 o'clock. There is a brown door at your 2 o'clock. How many pillows are on your right in the middle distance?

Response:
 <think_type>This is a counting question, so I need to ground the corresponding objects to answer it.</think_type>
 <grd_rgn>
 <think_rgn>Now I need to list all the objects on my right in the middle distance</think_rgn>
 <think_grd>Ground the object: The pillows on my right in the middle distance. You should find all the possible objects.</think_grd>
 [OBJ]
 <think_task>Now I need to list all the potential objects and the probability.</think_task>
 <list_obj_prob>
 <obj_prob>pillow: 0.74 pillow: 0.78 cabinet: 0.31 legs: 0.01 cabinet: 0.29 pillow: 0.14 pillow: 0.40 file cabinet: 0.31 wall: 0.04 whiteboard: 0.45</obj_prob>
 <think_sum>Now answer the question based on the object probabilities.</think_sum>
 <answer>two</answer>

Figure 6: A COT example of *Counting*.

Question: You are painting the door. There is a brown trash can in your 9 o'clock direction. There is a turquoise table with a smooth texture and a four-legged structure in your 6 o'clock direction. Is there a sink in the room?

Response:
 <think_type>This is an existence question, so I need to ground the corresponding objects to answer it.</think_type>
 <grd_rgn>
 <think_rgn>Now I need to list all the objects in the scene.</think_rgn>
 <think_grd>Ground the object: The sinks in the room.</think_grd>
 [OBJ]
 <think_task>Now I need to list all the potential objects and the probability.</think_task>
 <list_obj_prob>
 <obj_prob>sink: 0.95 traffic cone: 0.24 folded table: 0.06 ladder: 0.20 trash can: 0.45 vacuum cleaner: 0.35 ladder: 0.19 ledge: 0.14 table: 0.43 floor: 0.23 recycling bin: 0.13 recycling bin: 0.05 rack: 0.11 folded table: 0.08 boxes: 0.46 trash can: 0.40 trash can: 0.36 folded table: 0.16 wall: 0.28 door: 0.48 doorframe: 0.37 wall: 0.28 sink: 0.04 table: 0.15 wall: 0.18 wall: 0.38 trash can: 0.26 wall: 0.32 wall: 0.18 wall: 0.04</obj_prob>
 <think_sum>Now answer the question based on the object probabilities.</think_sum>
 <answer>yes</answer>

Figure 7: A COT example of *Existence*.

Question: There is a window in your 7 o'clock direction. There is a black monitor with a smooth texture in your 3 o'clock direction. What object is brown and used for seating at your 6 o'clock?

Response:

```
<think_type>This is a refer question, so I need to ground the corresponding objects to answer it.</think_type>
<grd_rgn>
<think_rgn>Now I need to list all the objects at my 6 o'clock.</think_rgn>
<think_grd>Ground the object: The brown object used for seating at your 6 o'clock.</think_grd>
[OBJ]
<think_task>Now I need to list all the potential objects and the probability.</think_task>
<list_obj_prob>
<obj_prob>chair: 0.98 wall: 0.30 floor: 0.33 chair: 0.48 chair: 0.44 table: 0.10 window: 0.26 backpack: 0.40</obj_prob>
<think_sum>Now answer the question based on the object probabilities.</think_sum>
<answer>the chair</answer>
```

Figure 8: A COT example of *Refer*.

Question: You are replacing the trash bag in the trash can. In front of you, there's a beige wooden door. To your left, at a middle distance, there's a dark rectangular suitcase with a hard shell. What is the state of the door on your right?

Response:

```
<think_type>This is an attribute question, so I need to ground the corresponding objects to answer it.</think_type>
<grd_rgn>
<think_rgn>Now I need to list all the objects in the sub-region related to the question.</think_rgn>
<think_grd>Ground the object: The door on my right.</think_grd>
[OBJ]
<think_task>Now I need to retrieve the image of the target object.</think_task>
<highlight_obj>
<think_sum>Now answer the question based on the object image.</think_sum>
<answer>closed</answer>
```

Figure 9: A COT example of *Attribute*.

A.2 DEFINITION OF THE SYMBOLIC ENGINE

Our symbolic engine serves two primary functions:

1. **Spatial Region Recognition:** It partitions the environment into sub-regions based on the agent's location and orientation.
2. **Visual Clue Construction:** It generates textual visual clues by integrating object probabilities, semantic labels, and spatial locations.

A.2.1 SPATIAL REGION RECOGNITION

In MSQA, there are two types of directional reference policies: 1) *Cardinal-Relative Directions*, such as left, right, front, and behind. 2) *Clock-based directions*, such as 1 to 12 o'clock positions. Here we provide some code fragments of our implementation.

1. Calculate the cardinal-relative sub-regions. This function is used to calculate the object lists of four directions. Since MSQA also requires the distance information in some scenarios, we also develop the function to support this feature.
2. Calculate the clock-based sub-regions. This function is used to calculate the clockwise information for each object.

Question: You are sitting at the desk. Behind you, there’s a burgundy backpack. From where You are, how do You get to the door? Please provide a direction (behind, in front of, left, right) and the distance information (far/middle/near).

Response:

```
<think_type>This is a navigation question, so I need to ground the corresponding objects first.</think_type>
<grd_rgn>
<think_rgn>Now I need to list all the objects in the scene.</think_rgn>
<think_grd>Ground the object: The door.</think_grd>
[OBJ]
<think_task>Now I need to list all the locations(polar coordinate: angle, distance(/m)) and probabilities of the potential objects.</think_task>
<list_obj_loc_plr_prob>
<obj_loc_plr_prob>door: -86.1, 1.9; prob: 0.79 wall: -117.6, 2.7; prob: 0.01 window: 154.2, 2.0; prob: 0.25 fan: 152.1, 1.6; prob: 0.37 clothes: 96.4, 3.4; prob: 0.41</obj_loc_plr_prob>
<think_sum>Now answer the question based on the object probabilities.</think_sum>
<answer>turn right and walk to the middle distance.</answer>
```

Figure 10: A COT example of *Navigation*.

Question: You are hanging the picture. There is a blue tissue box at your 10 o’clock direction, with a smooth cardboard texture, dispensing tissues. A cluttered dark table is at your 7 o’clock direction. Where is the book located in relation to the desk?

Response:

```
<think_type>This is a spatial relationship question, so I need to ground the corresponding objects first.</think_type>
<grd_rgn>
<think_rgn>Now I need to list all the objects in the scene.</think_rgn>
<think_grd>Ground the object: The book and the desk.</think_grd>
[OBJ]
<think_task>Now I need to list all the locations and probabilities of the potential objects.</think_task>
<list_obj_loc_prob>
<obj_loc_plr_prob>book: -1.6,4.8,0.8,0.3,0.3,0.1; prob: 0.89 desk: -0.9,5.0,0.5,1.7,0.8,0.9; prob: 0.59 yoga mat: -2.5,4.6,0.7,0.6,0.2,0.2; prob: 0.46 shelf: -1.2,1.3,1.0,0.6,0.9,2.1; prob: 0.05 sink: 3.0,2.6,0.8,0.4,0.5,0.4; prob: 0.06 bag: -1.5,2.8,0.1,0.6,0.3,0.3; prob: 0.14 book: -1.6,4.8,0.8,0.3,0.3,0.1; prob: 0.17 kitchen island: 2.7,2.6,0.4,1.2,1.8,1.0; prob: 0.36 refrigerator: 2.8,4.6,0.9,1.0,0.4,1.7; prob: 0.11 lamp base: -1.4,2.2,0.0,0.2,0.2,0.1; prob: 0.33</obj_loc_plr_prob>
<think_sum>Now answer the question based on the object probabilities.</think_sum>
<answer>the book is placed within the area of the desk.</answer>
```

Figure 11: A COT example of *Spatial Relationship*.

3. We parse the text between `<think_rgn>` and `</think_rgn>` to obtain the user’s directional instruction, then set `query_type` by matching it to known phrases like “on my left” or “at my 10 o’clock”.

A.2.2 VISUAL CLUE CONSTRUCTION

In the Grounded Reasoning step, the model generates the final answer by integrating both semantic information and a visual clue derived from object probabilities. We outline the algorithm for constructing this visual clue during the reasoning process. Given a prefix sequence \mathcal{P} (i.e., the input_ids of the text prompt), the algorithm returns a modified sequence that incorporates relevant visual clues based on object probabilities, spatial locations, and semantic labels. This enhanced sequence is then fed back into the LLM to generate the final response. The component functions—`build_obj_prob`, `build_obj_loc_prob`, and `build_obj_loc_plr_prob`—are illustrated in Fig. 15 and Fig. 3. Additionally,

Question: What color is the printer on top of the nightstand?
Response:
 <think_type>This is a appearance (grounded qa) question, so I need to ground the corresponding objects to answer it.</think_type>
 <grd_rgn>
 <think_rgn>Now I need to list all the objects in the scene.</think_rgn>
 <think_grd>Ground the object: The printer on top of the nightstand.</think_grd>
 [OBJ]
 <think_task>Now I need to retrieve the image of the target object.</think_task>
 <highlight_obj>
 <think_sum>Now answer the question based on the object image.</think_sum>
 <answer>Black</answer>

Figure 12: A COT example of *GQA3D*.

```

1
2 # calculate the sub-graphs for Cardinal-Relative Directions
3
4 face_pt = np.array([np.cos(direction), np.sin(direction)])
5
6 stand_pt = np.array([stand_on_loc[0], stand_on_loc[1]])
7 pcds = np.array(pcds)
8 pcd_2d = pcds[:, :2]
9
10 pcd_2d = pcd_2d - stand_pt
11 pcd_2d_norm = np.linalg.norm(pcd_2d, axis=1)
12 pcd_2d_norm[pcd_2d_norm == 0] = 1
13 pcd_2d_norm = np.expand_dims(pcd_2d_norm, axis=1)
14 pcd_2d = pcd_2d / pcd_2d_norm
15
16 ### cal the angle between face_pt and pcd_2d
17 sum_all = np.dot(pcd_2d, face_pt)
18 sum_all[sum_all >= 1] = 1
19 sum_all[sum_all <= -1] = -1
20 angle = np.arccos(sum_all)
21 angle = angle / np.pi * 180
22
23 ### cal the cross value between face_pt and pcd_2d
24 cross = np.cross(face_pt, pcd_2d)
25
26 front_mask = (angle < 30)
27 back_mask = (angle > 150)
28 left_mask = (cross > 0) & (angle > 30) & (angle < 150)
29 right_mask = (cross < 0) & (angle > 30) & (angle < 150)
30
31 front_list = get_inst_id(inst_label, front_mask)
32 back_list = get_inst_id(inst_label, back_mask)
33 left_list = get_inst_id(inst_label, left_mask)
34 right_list = get_inst_id(inst_label, right_mask)

```

Fig. 13 provides a visual comparison between the 2D polar coordinate system and the 3D spatial coordinate system used in our framework.

A.3 IMPLEMENTATION DETAILS OF THE 3D VISUAL GROUNDING MODULE

We illustrate the implementation of 3D Visual Grounding Module in Fig. 14. In the framework, the object feature is extracted by PQ3D, while the text embedding is extracted by the embedding tokenizer based on the grounding text. We train PQ3D based on the grounding data in Jia et al. (2024), including the scenes in ScanNet, 3RScan, and MultiScan.

```

1 def cal_clock_wise_direction(stand_on_pt, face_pt, inst_pcd):
2     inst_pcd = inst_pcd[:, :2]
3     # inst_loc = (inst_pcd.max(0) + inst_pcd.min(0)) / 2
4     inst_loc = inst_pcd.mean(0)
5     obj_dir = inst_loc - stand_on_pt
6     if np.abs(obj_dir).sum() < 1e-6:
7         return None, None
8
9     obj_dir = obj_dir / np.linalg.norm(obj_dir)
10    face_pt = face_pt / np.linalg.norm(face_pt)
11
12    ### cal the angle between obj_dir and face_dir
13    angle = np.dot(obj_dir, face_pt)
14    angle = np.clip(angle, -1, 1)
15    angle = np.arccos(angle)
16    direct = np.cross(face_pt, obj_dir)
17    if direct > 0:
18        angle = 2 * np.pi - angle
19    angle = angle / np.pi * 180
20
21    clockwise_direction = round(angle / 30) % 12
22    clockwise_direction = 12 if clockwise_direction == 0 else
        clockwise_direction
23    clockwise_direction = int(clockwise_direction)
24
25    return clockwise_direction, angle

```

```

1 # query: the object list of: cardinal direction-based and clock-based
2 # query type: four direction or clockwise or whole_scene
3 if query_type == 'cardinal' or query_type == 'clockwise':
4     parse_words = ['left', 'right', 'front', 'back', 'behind'] if
        query_type == 'cardinal' else [f"{i} o'clock" for i in range(12)]
5     direction = parse_direction_distance(question, parse_words)
6     direction = direction if direction != 'behind' else 'back'
7     distance = parse_direction_distance(question, ['far', 'middle', 'near
        '])
8     if direction:
9         obj_list, label_ids = get_obj_list(query, query_type, direction,
            distance)
10        count_dict = Counter(obj_list)
11    else:
12        # no direction found, collect objects in all directions
13        obj_list, label_ids = [], []
14        distance = parse_direction_distance(question, ['far', 'middle', '
            near'])
15        for direction in query.keys():
16            obj_list_temp, label_ids_temp = get_obj_list(query,
                query_type, direction, distance)
17            obj_list += obj_list_temp
18            label_ids += label_ids_temp
19        count_dict = Counter(obj_list)
20    else:
21        obj_list, label_ids = get_obj_list(query, query_type, '', '')
22        count_dict = Counter(obj_list)

```

A.4 INFERENCE

Recently, several state-of-the-art industrial LLMs—such as DeepSeek-V3 Liu et al. (2024)—have adopted the Mixture-of-Experts (MoE) technique as a key performance-enhancing strategy. Inspired by this insight, we implement a minimal routing mechanism during the inference stage. Empirically, we observe that the model’s performance on several sub-tasks such as *Existence* and *Attribute* sub-

Algorithm 1: Visual Clue Construction for Grounded Reasoning

Require : object probabilities $\mathcal{P} \in R^{N \times 1}$, prefix sequence $S \in R^{N \times M}$,
object locations and sizes $\mathcal{O}_L \in R^{N \times 6}$, object semantic labels $\mathcal{O}_{SL}(N \times 1)$,
object images $\mathcal{O}_I \in R^{N \times 3 \times H \times W}$, maximum object number K

if $LIST_OBJ_PROB_TOKEN_IDX$ in S **then**
 $obj_prob_content \leftarrow build_obj_prob(\mathcal{P}, \mathcal{O}_L, \mathcal{O}_{SL}, K)$;
 $index \leftarrow Index(S, LIST_OBJ_PROB_TOKEN_IDX)$;
 $new_sequence \leftarrow cat(S[:index+1], get_text_embeddings(obj_prob_content))$;

else if $LIST_OBJ_PROB_LOC_TOKEN_IDX$ in S **then**
 $obj_prob_loc_content \leftarrow build_obj_loc_prob(\mathcal{P}, \mathcal{O}_L, \mathcal{O}_{SL}, K)$;
 $index \leftarrow Index(S, LIST_OBJ_PROB_LOC_TOKEN_IDX)$;
 $new_sequence \leftarrow cat(S[:index+1], get_text_embeddings(obj_prob_loc_content))$;

else if $LIST_OBJ_PROB_LOC_PLR_TOKEN_IDX$ in S **then**
 $obj_prob_loc_plr_content \leftarrow build_obj_loc_plr_prob(\mathcal{P}, \mathcal{O}_L, \mathcal{O}_{SL}, K)$;
 $index \leftarrow Index(S, LIST_OBJ_PROB_LOC_PLR_TOKEN_IDX)$;
 $new_sequence \leftarrow cat(S[:index+1], get_text_embeddings(obj_prob_loc_plr_content))$;

else if $HIGHLIGHT_OBJ_TOKEN_IDX$ in S **then**
 $top_k_indices \leftarrow TopK(\mathcal{P})$;
 $img \leftarrow \mathcal{O}_I[top_k_indices[0]]$;
 $img_tokens \leftarrow Projector(Img_encoder(img))$;
 $index \leftarrow Index(S, HIGHLIGHT_OBJ_TOKEN_IDX)$;
 $new_sequence \leftarrow cat(S[:index+1],$
 $get_text_embeddings(IMG_START_TOKEN_IDX), img_tokens,$
 $get_text_embeddings(IMG_END_TOKEN_IDX))$;

return $new_sequence$

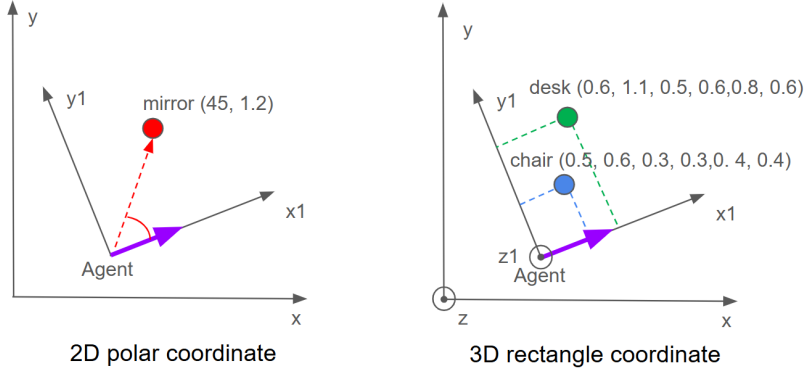


Figure 13: **Coordinate system comparison.** We provide a diagram of the two types of coordinate systems.

tasks tends to degrade over time, while performance on other tasks improves. Motivated by this training dynamic, we introduce a simple two-expert selection strategy.

Specifically, the model with the highest overall validation performance is designated as **Expert-1**, while the model with the best validation performance on partial sub-tasks is designated as **Expert-2**. During inference, if the predicted question type comes from the ones that have a gradual decreasing trend in validation performance, the input prefix sequence is routed to Expert-2; otherwise, it is routed to Expert-1. This strategy feasibly utilizes the result of task recognition in the first reasoning step. This strategy is only applied for MSQA in evaluation. Balancing the training dynamics for different sub-tasks should be an important direction for future work.

As we apply LoRA to the LLM during training, this inference strategy introduces only an additional 330M parameters relative to a single base model, representing a reasonable trade-off between performance and deployment cost.

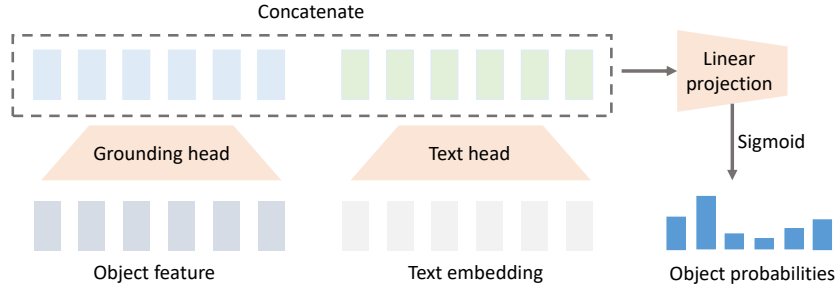
Figure 14: **3D Visual Grounding Module Design.**

Table 4: Hyperparameters for training.

Hyperparameter	Value
Optimizer	AdamW
Weight Decay	0.05
betas	[0.9, 0.999]
Learning Rate	3×10^{-5}
Warmup Steps	400
Type of GPUs	NVIDIA A100
Number of GPUs	4
Accumulate Gradient Batches	5
Batch Size/GPU (total)	2 (80)
gradient norm	5.0
epochs	5

Table 5: Hyperparameters for inference.

Hyperparameter	Value
Number of beams	5
maximum output length	256
repetition penalty	3.0
length penalty	1.0

A.5 HYPERPARAMETERS FOR MODEL TRAINING AND INFERENCE

We train the base LLM of SCENECOT in a single stage, initializing from the pretrained weights of LLaVA-1.5. The detailed hyperparameter settings are provided in Tab. 4 and Tab. 5.

B SCENECOT-185K DATASET

B.1 DATA GENERATION PIPELINE OF SCENECOT-185K

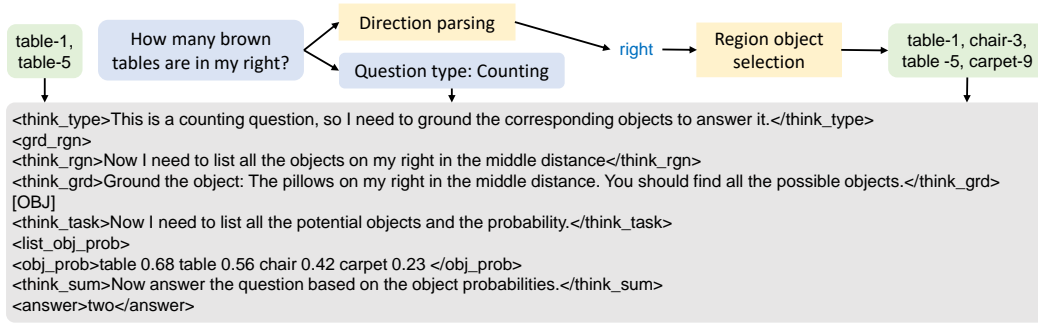
Our data generation pipeline is shared between Object-Centric Reasoning and Situated Reasoning, with Object-Centric Reasoning formulated as an *Attribute* sub-task under the broader Situated Reasoning framework. The overall process is illustrated in Fig. 15.

B.2 DATA GENERATION DETAILS AND EXAMPLES OF GQA3D

To enable the training of Object-Centric Reasoning in non-situated scenarios, we incorporate GQA3D as a key component of the overall dataset. The primary distinction from Situated Reasoning lies in the nature of the grounding text, which describes the target object from a global perspective rather than an egocentric view. Additionally, this task does not involve multi-object grounding or reasoning. We use GPT-4o to generate diverse question-answer pairs based on a given object image and its corresponding grounding text. We provide the system prompt in Fig. 16.

B.3 DATA QUALITY

We conducted a manual quality check to verify the data quality. First, we manually checked the object IDs in MSQA. Note that all object IDs outside the scene were filtered out in our dataset. Since MSQA is based on situated scene graphs, all objects in QA pairs correspond to specific sub-regions,

Figure 15: Data Generation Procedure of *Counting*.

You are an expert visual question-answer pair generator.

You will receive: An image showing part of a scene. An object list that names all the objects supposed to be present in the scene. Several grounding texts of the target object, which refers to a specific object that appears in the image. Your task is to generate multiple high-quality QA (Question-Answer) pairs based on the image and the object list, focusing on the target object. The QA pairs should be diverse and cover five categories: existence, appearance, geometry, spatial relationship, and class.

Follow these detailed guidelines:

1. Existence Questions Generate both yes and no questions. For questions with the answer "Yes": refer to objects that are adjacent to the target object in the image. For questions with the answer "No": refer to objects listed in the object list but absent in the image.
2. Spatial Relationship Questions Ask about the spatial relations involving the target object (e.g., "next to," "above," "below," "in front of," "close to," "adjacent to" etc. Please do not use the directional words like 'left' or 'right'). Questions should describe how the target object is positioned relative to nearby objects.
3. Class Questions Ask about the category or type of objects adjacent to the target object. Examples: "What object is next to the target object?" or "What is under the target object?"
4. Geometry Questions Ask about the shape and size comparison of the target object. Examples: "What is the shape of the target object?" or "Which is taller, the target object or another nearby object?"
5. Appearance Questions Ask about visible attributes like color, texture, or material of the target object.

Important Notes:

Base all questions and answers on the visual content of the image and the object list. For questions with the answer 'Yes', make sure they are visually supported by the image. Ensure that every QA pair is grounded and accurate to the given visual context.

Always specify the question type (existence, appearance, geometry, spatial relationship, class) when you output a QA pair. Use the target object description naturally inside the questions to avoid ambiguity. Do not ask the questions that have been mentioned in the grounding text. You can choose the objects in the object list. While all the answers of the questions are based on the given image.

Output format: Q: [question] A: [answer] type: [type]

Figure 16: System Prompt for QA Pairs Generation in GQA3D.

as ensured by the MSQA paper. We randomly sampled 50 examples each from counting, spatial relationship, refer, attribute, and navigation tasks, totaling 250 examples. Annotators were given the question, answer, and object IDs to verify if the IDs align with the QA pairs. For example, if the question is "How many chairs are on my left?" with the answer "three," but the target object IDs are ["chair-1", "chair-3"], then the annotation is incorrect. The results are shown in Tab. 7. The results demonstrate the reliability of our annotation process.

Next, we verify the quality of the generated QA pairs in GQA3D. GQA3D uses Nr3D as its data source to create QA pairs with reasoning traces. The grounding text is mostly human-annotated, ensuring data quality. We generated new QA pairs based on object images using GPT-4V. To ensure

Table 6: **Metadata Examples of GQA3D**. GQA3D constructs QA pairs using the grounding text from Nr3D. The QA pairs are generated from the image of a target object.


Object Image	Grounding Text	QA pairs
	the tallest white box, the tall box to the left of the 2 boxes sitting on top of each other, the tall white box that is not stacked	Q: What material is 'the tallest white box' made of? A: Cardboard type: appearance Q: Is 'the tall box to the left of the 2 boxes sitting on top of each other' the same color as the door? A: No type: existence Q: Is there a fan next to 'the tall white box that is not stacked'? A: No type: existence

Table 7: **Data quality of MSQA**. We check the accuracy of target object IDs.

	counting	spatial	refer	attribute	navigation
# sampled instances	50	50	50	50	50
accuracy	92%	100%	98%	100%	100%

Table 8: **Data quality of GQA3D**. We sample some data instances and check the answer correctness.

# sampled instances	# sampled objects	accuracy
100	11	90%

quality, we randomly sampled 100 QA pairs and manually verified their correctness, providing both the object images and QA pairs for review. The results are shown in Tab. 8. The results confirm the reliability of our data. The strong performance of Chat-Scene and SceneCOT further highlights the value of our dataset.

C ADDITIONAL EXPERIMENTS AND ANALYSES

C.1 ADDITIONAL BASELINE COMPARISON

In our main results, we focus on object-centric methods such as Chat-Scene, LEO, and MSR3D to clearly analyze both QA performance and grounding-QA coherence. To broaden the comparison, we also include LLaVA-3D as a strong voxel-based baseline. As shown in Tab. 9, SCENECOT achieves competitive performance on both Situated Reasoning and Object-Centric Reasoning. An interesting direction for future work is integrating SCENECOT with voxel-based approaches.

C.2 ADDITIONAL REASONING CHAIN VISUALIZATION RESULTS

We present additional visualizations of the reasoning chains across multiple sub-tasks to provide a deeper understanding of our reasoning mechanism. In the first example, the model correctly identifies the target object based on the semantic grounding text ("The object used for sanitation"), and subsequently arrives at the correct answer by leveraging accurate visual cues. In the second example, the grounding module successfully locates the target objects ("The toilet and the picture"), which enables the model to reason effectively using object coordinates. However, in another case, the grounding module fails to identify the target object ("backpack"), resulting in an incorrect answer. We also include a video demonstration to intuitively showcase the entire workflow.

D LIMITATIONS

Though we propose a first step-by-step reasoning framework and have demonstrated its advantages on typical 3D scene reasoning tasks. There are also several limitations in our work.

Table 9: Additional baseline on MSQA and Beacon3D.

Methods	Data	Grounded?	MSQA							Beacon3D	
			Count.	Exist.	Attr.	Spatial	Navi.	Others	Overall	Case	Obj.
LEO	ours	×	29.3	87.5	55.1	46.3	45.6	81.4	52.9	52.5	12.7
MSR3D	ours	×	32.7	87.5	53.7	44.3	51.5	72.3	52.8	51.4	11.9
Chat-Scene	ours	×	37.4	92.0	49.0	47.0	58.3	83.7	56.6	53.6	14.0
LLaVA-3D	ours	×	38.5	89.5	57.0	49.8	38.5	84.4	54.9	59.1	<u>21.0</u>
SCENECOT	ours	✓	47.9	82.1	49.6	47.2	51.6	80.3	<u>55.6</u>	<u>58.9</u>	23.2

You are repairing the cabinet. There is a white towel hanging at your 5 o'clock, and a black chair with a white lamp at your 6 o'clock. What object is used for sanitation at your 4 o'clock?



Think_type: This is a refer question, so I need to ground the corresponding objects to answer it.
Think_rgn: Now I need to list all the objects in my 4 o'clock direction.
Think_grd: Ground the object: The object used for sanitation at my 4 o'clock.
Think_task: Now I need to list all the potential objects and the probability.
Obj_prob: toilet: 0.97 trash: 0.17 window: 0.08 bed: 0.00 pillows: 0.00 pillows: 0.00 backpack: 0.00 backpack: 0.00
Obj_prob(GT): toilet: 0.62 light: 0.45 toilet: 0.36 bed: 0.28 object: 0.24 pillow: 0.44 pillow: 0.07 pillow: 0.09 pillow: 0.40
Think_sum: Now answer the question based on the object probabilities.
Answer: the toilet
Answer(GT): the toilet

To your right, there's a clean white ceramic sink. Behind you, there's a white plastic light switch. Where is the toilet located in relation to the picture?



Think_type: This is a spatial relationship question, so I need to ground the corresponding objects first.
Think_rgn: Now I need to list all the objects in the scene.
Think_grd: Ground the object: The toilet and the picture.
Think_task: Now I need to list all the locations and probabilities of the potential objects.
Obj_loc_prob: pictures: 0.3,0.4,1.5,0.0,0.4,0.5; prob: 0.95 toilet: -0.1,0.4,0.4,0.8,0.5,0.8; prob: 0.94 toilet: -0.1,0.4,0.4,0.8,0.5,0.8; prob: 0.94 toilet: -0.1,0.4,0.4,0.8,0.5,0.8; prob: 0.94
Obj_loc_prob(GT): toilet: -0.1,0.4,0.4,0.8,0.5,0.8; prob: 0.87 picture: 0.3,0.4,1.5,0.0,0.4,0.5; prob: 0.70 toilet paper: 0.3,0.1,0.5,0.1,0.2,0.1; prob: 0.27 sink: -0.3,-0.6,0.9,0.6,0.5,0.3; prob: 0.32
Think_sum: Now answer the question based on the object probabilities.
Answer: the toilet is below the picture.
Answer(GT): the toilet is below the picture.

You are knocking on the door. In the back, at a middle distance, there's a white plastic object for dispensing paper towels and a metallic silver rail for support. Is there a backpack in the room?



Think_type: This is an existence question, so I need to ground the corresponding objects to answer it.
Think_rgn: List all the objects in the scene.
Think_grd: Ground the object: The backpacks in the room.
Think_task: Now I need to list all the potential objects and the probability.
Obj_prob: paper towel dispenser: 0.94 soap dispenser: 0.03 soap dispenser: 0.03 toilet paper rolls: 0.03 handicap bar: 0.01 trash: 0.01 handicap bar: 0.01 toilet paper dispenser: 0.00 sink: 0.00 shelf: 0.00
Obj_prob(GT): backpack: 0.71 rail: 0.05 toilet paper: 0.23 backpack: 0.29 wall: 0.30 wall: 0.31 soap dispenser: 0.04 rail: 0.46 floor: 0.12 object: 0.43 wall: 0.04 mirror: 0.50 toilet paper dispenser: 0.43
Think_sum: Now answer the question based on the object probabilities.
Answer: no.
Answer(GT): yes

Figure 17: Additional Reasoning Chain Visualization. We provide more visualization results on *Refer*(Left), *Spatial Relationship*(Middle), and *Existence*(Right).

First, our framework focuses on the tasks pre-defined in MSQA, which is limited in more complex scenarios such as embodied AI. For example, we do not consider the long-horizon tasks such as embodied task planning. Recently, SG3D Zhang et al. (2024c) proposes a new benchmark to evaluate 3D-VL models' capabilities of grounded task planning in embodied scenarios. We will consider extending our framework to this task in the future.

Second, SCENECOT-185K is built upon MSQA-ScanNet and Nr3D, which only contains the 3D scenes in ScanNet. Extending the dataset to more diverse real-world scenes is an important direction to unlock the real-world applications in the future.

Third, our thought design is still not perfect in partial sub-tasks. Even the we have demonstrated promising upper boundaries in some challenging sub-tasks, such as *Counting* and *Navigation*, our thought design still struggles with solving problems like *Spatial Relationship*. How to design better 3D-CoTs is another important direction to further increase the upper boundaries of the reasoning framework in 3D scenes. Besides, based on the recent practice in advanced reasoning LLMs Guo et al. (2025); OpenAI (2025), exploring more learning algorithms such as Reinforcement Learning may also lead to more surprising capabilities for complex 3D scene reasoning.

E BROADER IMPACT

Understanding and reasoning in 3D scenes is a cornerstone capability for building intelligent embodied agents that can operate safely, reliably, and effectively in the physical world. Our proposed approach, SCENECOT, introduces a structured, interpretable framework for 3D scene reasoning by incorporating a Chain-of-Thought (CoT) paradigm into the 3D vision-language (3DVL) domain. By explicitly modeling intermediate reasoning steps such as task recognition, region localization, entity grounding,

and grounded reasoning, SCENECOT offers a significant leap toward human-level understanding in complex 3D environments.

The potential societal benefits of this work are substantial. It enables advancements in a wide range of real-world applications, including domestic robotics, assistive technologies for individuals with disabilities, autonomous navigation systems, and intelligent agents for virtual and augmented reality. The stepwise, interpretable nature of our method also enhances transparency and safety, which are essential for deploying AI systems in human-centered environments.

At the same time, we acknowledge that powerful embodied AI systems can be misused in ways that may compromise privacy or safety, particularly in surveillance or military contexts. To mitigate such risks, we encourage responsible research practices, including dataset transparency, open evaluation protocols, and active engagement with the broader community on the ethical deployment of such systems. Our work serves as a foundation for building grounded and generalizable reasoning agents, and we hope it will inspire future research that aligns technological advancements with human values.

F LLM USAGE STATEMENT

We use LLM in two ways: (1) to aid with polishing the writing, including improving grammar and coherence of the manuscript; and (2) to generate a portion of training data for our model. The LLM does not contribute to any significant part of this work.