

The Layout Is the Model: On Action-Item Coupling in Generative Recommendation

Xiaokai Wei
xwei@roblox.com
Roblox
San Mateo, California, USA

Jiajun Wu
jiajunwu@roblox.com
Roblox
San Mateo, California, USA

Daiyao Yi
dyi@roblox.com
Roblox
San Mateo, California, USA

Reza Shirkavand*
rezashkv@umd.edu
University of Maryland
College Park, Maryland, USA

Michelle Gong
mgong@roblox.com
Roblox
San Mateo, California, USA

Abstract

Generative Recommendation (GR) models treat a user’s interaction history as a sequence to be autoregressively predicted. When both items and actions (e.g., watch time, purchase, comment) are modeled, the *layout*—the ordering and visibility of item/action tokens—critically determines what information the model can use and how it generalizes. We present a unified study of token layouts for GR grounded in first principles: (P1) maximize item/action signal in both input/output space, (P2) preserve the conditioning relationship “action given item” and (P3) no information leakage.

While *interleaved* layout (where item and action occupy separate tokens) naturally satisfies these principles, it also bloats sequence length with larger training/inference cost. On the *non-interleaved* front, we design a novel and effective approach, *Lagged Action Conditioning* (LAC), which appears strange on the surface but aligns well with the design principles to yield strong accuracy. Comprehensive experiments on public datasets and large-scale production logs evaluate different layout options and empirically verifies the design principles. Our proposed non-interleaved method, LAC, achieves competitive or superior quality at substantially lower FLOPs than interleaving. Our findings offer actionable guidance for assembling GR systems that are both accurate and efficient.

CCS Concepts

• **Computing methodologies** → *Machine learning algorithms*.

Keywords

Generative Recommendation, Recommender System

*Contribution was made while being a graduate collaborator at Roblox.

Permission to make digital or hard copies of all or part of this work for personal or classroom use is granted without fee provided that copies are not made or distributed for profit or commercial advantage and that copies bear this notice and the full citation on the first page. Copyrights for components of this work owned by others than the author(s) must be honored. Abstracting with credit is permitted. To copy otherwise, or republish, to post on servers or to redistribute to lists, requires prior specific permission and/or a fee. Request permissions from permissions@acm.org.
Conference acronym 'XX, Woodstock, NY

© 2018 Copyright held by the owner/author(s). Publication rights licensed to ACM.
ACM ISBN 978-1-4503-XXXX-X/2018/06
https://doi.org/XXXXXX.XXXXXXX

1 Introduction

Generative Recommendation (GR) [7, 11, 17, 19] treats a user’s interaction history as a sequence to be autoregressively modeled: past tokens condition a decoder that predicts future tokens, which are then mapped to recommended items (and optionally their actions). By operating over a compact token vocabulary decoupled from catalog size, GR offers appealing scalability and memory efficiency while leveraging sequence modeling progress from language models [6, 20]. Yet *how* we arrange information in that sequence, i.e., the *layout* of item and action tokens and their allowed attention, critically determines what the model can learn, what it can safely condition on, and at what computational cost.

In traditional Deep Learning Recommendation System (DLRM) [2, 15], the training example construction is relatively straightforward. Each example is a fixed (*features*, *label*) pair. Everything in the feature vector is, by construction, legal to use for predicting the label; leakage is easy to avoid (do not include the target or a deterministic proxy). Compute is predictable (embedding lookups + MLP), and the interface is simple: build features → train classifier/regressor.

In contrast, generative recommendation has stronger scaling laws [17][4][19] but layout-sensitive. GR reframes supervision as a token sequence: (1) what used to be “features” becomes the prefix (observed history); (2) what used to be the “label” becomes the next token under a causal mask. That forces deliberate choices about (i) which symbols (items/actions) become tokens, (ii) their order, and (iii) which earlier tokens each position may attend to (the visibility policy). These choices, the *layout*, control both what the model can learn and the efficiency of training/inference.

Hence, in generative recommendation (GR), the *layout is a hidden degree of freedom*—and we argue layout should be treated as a *first-class design axis*. While in DLRM legality and leakage avoidance are baked into the feature vector, in GR they are created by the layout of tokens. The same backbone and data can vary in quality/latency purely from layout choices, so we must design to clear principles, not stumble into them.

From first principles, an effective layout should: (i) maximize useful information in the conditioning set without leakage, (ii) preserve the natural causal direction “action given item”, while keeping sequence length short for efficiency. A growing line of work [4, 17, 18] interleaves item and action tokens, e.g., $I_1, A_1, I_2, A_2, \dots$, so that the action at step t can attend to its same-step item I_t . This

design captures (ii) causal direction “*action given item*” but it doubles sequence length and increases the $O(T^2)$ attention cost. Recent variants (e.g., dual-flow training [3]) mitigate some overhead by using two mirrored flows during training and a single flow at inference, but they still complicate implementation and deployment. At the other extreme, dropping actions preserves efficiency but violates (i) by discarding strong predictors such as recent engagement intensity.

In this paper, we focus on efficient non-interleaved layouts and aim to close the gap by systematically investigating the implications of different layouts. The result is effective *non-interleaved* designs that are leakage-safe, causally faithful, and compute-efficient, preserving the crucial action-given-item dependency without paying the full interleaving penalty. This provides a principled recipe for assembling GR systems that meet industrial constraints while retaining the expressivity needed for high-quality ranking.

Our contributions can be summarized as follows:

- **Practical principles for layout-centric GR design** We recognize the importance of token choreography in GR and analyze the tension of action-item coupling in GR model layout. We formalize several principles to guide layout design, especially for non-interleaved setting.
- **Novel and effective layout.** We introduce a simple and effective layout that preserve action-given-item conditioning, while keeping sequence length T and avoiding specialized implementations. Though the proposed *Lagged-Action-Conditioning* (LAC) approach seems to have a mismatched input, we show how the emergent specialized attention pattern makes this design a sensible and elegant one.
- **Evaluation with comprehensive ablations.** We perform extensive evaluation on both public and proprietary industrial datasets to demonstrate the superior performance of our approach. We also instantiate > 10 action/item layout variants to empirically validate the design principles we developed. We also study whether the competitive performance of LAC persists when scaling up model sizes and with more than one tasks.

2 Related Work

Deep learning based recommendation system (DLRM) [2, 15] typically utilize feature crossing network (e.g., DCNV2 [15] to fuse multiple input features. Recently, generative recommendation [1, 4, 5, 7, 11, 13, 18, 19] have emerged as a promising paradigm. The generative recommenders predominately employs a decoder-only [10] autoregressive model. Similar to the pretraining objectives of LLM, typically next-item-prediction (or multi-token-prediction) are employed. To better generalize to less popular items, certain work [8, 11, 16, 19, 21] also explored constructing semantic ID for items based on the item content (e.g., textual/visual or other modalities) instead of (hashed) item IDs.

To enable the capability of scoring items, interleaved paradigm is adopted by multiple generative recommendation models such as [17] [4] [18]. The downside is also obvious: input sequence is inflated to twice the original length, which could incur higher FLOPs for training and inference. Considering such drawback of

interleaved approaches, recent models start to pay attention to non-interleaved approach. For example, [5], [7] and [1] try to employ non-interleaved layout for unbloated sequence length. However, to our best knowledge, no prior work has systematically discussed the trade-offs of different layout designs. As we will discuss in the following sections, more optimal design trade-off exists, which makes non-interleaved approach have comparable accuracy as interleaved approaches.

3 Preliminaries

3.1 Formulation

We model each user u as a sequence of timestamped interactions $\{e_t\}_{t=1}^{T_u}$ with $e_t = (i_t, a_t)$, where $i_t \in \mathcal{I}$ is an item (e.g., a video/product/game) and $a_t \in \mathcal{A}$ is an action/engagement signal (e.g., watch time, like, comment, purchase value or review rating). A *layout* \mathcal{L} maps interactions to a token sequence

$$y_{1:L_u}^{(u)} = \mathcal{L}_{\text{tokens}}(\{(i_t, a_t)\}_{t=1}^{T_u}),$$

together with a causal visibility mask $\mathcal{M}^{(u)} = \mathcal{L}_{\text{mask}}$. A GR model maximizes the AR likelihood under the mask:

$$\max_{\theta} \sum_u \sum_{k=1}^{L_u} \log p_{\theta}(y_k^{(u)} | y_{<k}^{(u)}; \mathcal{M}^{(u)}),$$

where y_k are *layout-defined* tokens and the mask enforces causal validity (no leakage).

Retrieval and scoring in the AR view. At time t (with prefix $y_{\leq k}$ corresponding to history up to t), *retrieval* ranks candidates $c \in \mathcal{I}$ by

$$S_{\text{ret}}(c | y_{\leq k}) = p_{\theta}(i_{t+1}=c | y_{\leq k}),$$

while *ranking/scoring* is made *target-aware* by additionally modeling

$$S_{\text{rank}}(c | y_{\leq k}) \propto \mathbb{E}_{\theta}[a_{t+1} | i_{t+1}=c, y_{\leq k}] \quad \text{or} \quad p_{\theta}(a_{t+1} | i_{t+1}=c, y_{\leq k}),$$

depending on whether a_{t+1} is continuous (e.g., watch time and purchase value) or discrete (e.g., like/comment/share).

3.2 Retrieval in generative recommendation.

The *retrieval task* constructs a small candidate set $C_{u,t} \subset \mathcal{I}$ by ranking items with the next-item distribution $p_{\theta}(i_{t+1} | y_{\leq k})$ induced by the chosen layout and mask. Training commonly uses the next-item objective with sampled softmax or contrastive NCE, tying output weights to the item embedding table for stability [10]. At inference, the context state h_t is computed once and items are scored via a dot product $h_t W_I^T$ (or a calibrated variant), selecting top- K as candidates. While *item-only* GR can perform retrieval task, layouts that inject actions often improve $p(i_{t+1} | \cdot)$ by incorporating action value as additional context.

3.3 Scoring/Ranking in generative recommendation.

The *scoring task* (or referred to as *ranking* in some existing work [17]) estimates a user’s response to a specific item given context—e.g., $p(a_{t+1} | i_{t+1}, \text{history})$ or $\mathbb{E}[a_{t+1} | i_{t+1}, \text{history}]$, where a can be watch time, like, purchase value, playtime, etc. Scoring operates after retrieval (in industrial setting the retrieval stage typically

employs multiple sources/approaches to get diverse candidates) has produced $C_{u,t}$. The model assigns a *target-aware* score to each $c \in C_{u,t}$ so the system can rank items by fusion of multiple business objectives. Unlike next-item likelihoods, scoring captures value-conditioned-on-item and is central across different domains:

- **E-commerce:** rank by purchase probability or expected GMV (price \times p(purchase)).
- **Short-video:** rank by expected watch time/completion ratio and other types of engagement (e.g., comment/like/share) for retention and session health.
- **Games:** prioritize by expected session duration or in-game purchase.
- **Feeds:** combine calibrated predictions on multiple objectives (e.g., click/dwell time/thumbs-up/quality) under diversity/fatigue/policy constraints.

Layouts that enable *action-given-item* (e.g., non-interleaved patched conditioning) support fast per-candidate evaluation by reusing the trunk state. This is crucial in modern recommendation systems as it opens room for inference optimization. It is also one important reason why we aim to investigate layout candidates that might lead to stronger scoring/ranking performance.

3.4 Item-only next-item training (retrieval only).

Choose a layout with *item tokens only*:

$$\mathbf{y}_{1:L_u}^{(u)} = (i_1^{(u)}, i_2^{(u)}, \dots, i_{T_u}^{(u)}) \Rightarrow L_u = T_u.$$

Train with the next-item objective

$$\mathcal{L}_{\text{item}} = - \sum_u \sum_{t=1}^{T_u-1} \log p_\theta(i_{t+1}^{(u)} | i_{\leq t}^{(u)}).$$

This supports *retrieval* via S_{ret} but does not yield a target-aware S_{rank} , since actions $\{a_t\}$ are neither tokens nor conditionals in \mathbf{y} .

3.5 Interleaved item-action: joint prediction for retrieval and ranking.

Use an interleaved layout with two tokens per interaction

$$\mathbf{y}_{1:L_u}^{(u)} = (i_1^{(u)}, a_1^{(u)}, i_2^{(u)}, a_2^{(u)}, \dots, i_{T_u}^{(u)}, a_{T_u}^{(u)}), \quad L_u \approx 2T_u,$$

and a mask that (i) is causal over time and (ii) lets the action token at step $t+1$ attend to the *same-step* item token i_{t+1} (teacher forcing). The AR loss decomposes as

$$\mathcal{L}_{\text{IL}} = - \sum_u \sum_{t=1}^{T_u-1} \left[\underbrace{\log p_\theta(i_{t+1}^{(u)} | \mathbf{y}_{\leq k(t)}^{(u)})}_{\text{retrieval}} + \underbrace{\log p_\theta(a_{t+1}^{(u)} | \mathbf{y}_{\leq k(t)}^{(u)}, i_{t+1}^{(u)})}_{\text{target-aware ranking}} \right],$$

where $k(t)$ indexes the position of a_t in \mathbf{y} . This enables both tasks but doubles L (higher $O(L^2)$ cost).

Keep one token per interaction ($L_u = T_u$) but preserve target-aware conditioning via the *layout* and heads. Keeping $L=T$ improves throughput and permits longer contexts under fixed compute, a practical edge that translates into accuracy gains.

4 Methodology: Layout Design for GR

4.1 First principles for layout design

In this subsection, we discuss the principles that could guide the layout design of GR models, as well as concrete examples that respect or violate these principles. Figure 1 (a)-(d) summarizes the common anti-patterns for layout design.

P1. Maximize useful information in the input/output space

If leakage is avoided, more predictive context per step is strictly better. For example, at step t , conditioning on (i_t, a_t) to predict i_{t+1} dominates conditioning on i_t alone, because a_t summarizes the user's engagement with i_t .

- **Weak.** *Input:* $i_t \rightarrow \text{Predict: } i_{t+1}$ (legal and efficient, but discards a_t).
- **Better but not full utilization.** *Input:* $i_t + a_t \rightarrow \text{Predict: } i_{t+1}$ (uses engagement with i_t to inform the next-item; more informative than item-only but fails to utilize action as auxiliary supervision in output space).
Input: $i_t \rightarrow \text{Predict: } i_{t+1} + a_t$ (uses both item and action as supervision but only feeding item i_t without engagement intensity is suboptimal).
- **Caveat (P1 vs P2).** *Input:* $i_t + a_t \rightarrow \text{Predict: } (i_{t+1}, a_{t+1})$ (rich context for both targets, but see P2: a_{t+1} cannot condition on i_{t+1} in this organization).

P2. Preserve the natural causal direction “action given item” Many business metrics depend on $p(a_{t+1} | i_{t+1}, \text{history})$. A good layout allows the model to condition a_{t+1} on i_{t+1} (not the other way around) during training and inference.

- **Satisfy (same-step variant).** *Input:* $i_t \rightarrow \text{Predict: } a_t$ (models “action given item” at time t ; useful when the business objective is same-step).
- **Violate (no target-aware conditioning).** *Input:* $i_t \rightarrow \text{Predict: } a_{t+1}$ (action is predicted without access to i_{t+1}).
Input: $i_t + a_t \rightarrow \text{Predict: } a_{t+1}$ (still lacks i_{t+1} in the conditioning set).
Input: $i_t \rightarrow \text{Predict: } (i_{t+1}, a_{t+1})$ (both predicted from the same hidden state; a_{t+1} cannot see i_{t+1}).

P3. Be leakage-safe. Do not ask the model to predict a variable that is already present (explicitly or deterministically) in the visible prefix.

- **Satisfy.** *Input:* $i_t \rightarrow \text{Predict: } a_t$ (no a_t in input).
Input: $i_t \rightarrow \text{Predict: } i_{t+1}$ (future item only).
Input: $i_t + a_t \rightarrow \text{Predict: } i_{t+1}$ (a_t pertains to time t , target is $t+1$).
- **Violate.** *Input:* $i_t + a_t \rightarrow \text{Predict: } a_t$ (direct self-label leakage).
Input: $i_t + a_t \rightarrow \text{Predict: } (a_t, i_{t+1})$ (leak on a_t ; i_{t+1} is fine).
Input: $i_t + a_t \rightarrow \text{Predict: } (a_t, i_{t+1}, a_{t+1})$ (leak on a_t ; additionally, a_{t+1} lacks access to i_{t+1} , violating P2).

4.2 Patched Conditioning

Recognizing the lack of conditioning on i_{t+1} when using a single hidden state to predict both i_{t+1} and a_{t+1} from inputs like $(i_t, a_t) \rightarrow (i_{t+1}, a_{t+1})$, one might add conditioning on the item as a *patch*. This can be done as late fusion between the target item embedding and the autoregressive model's last-layer hidden state. [7] employs

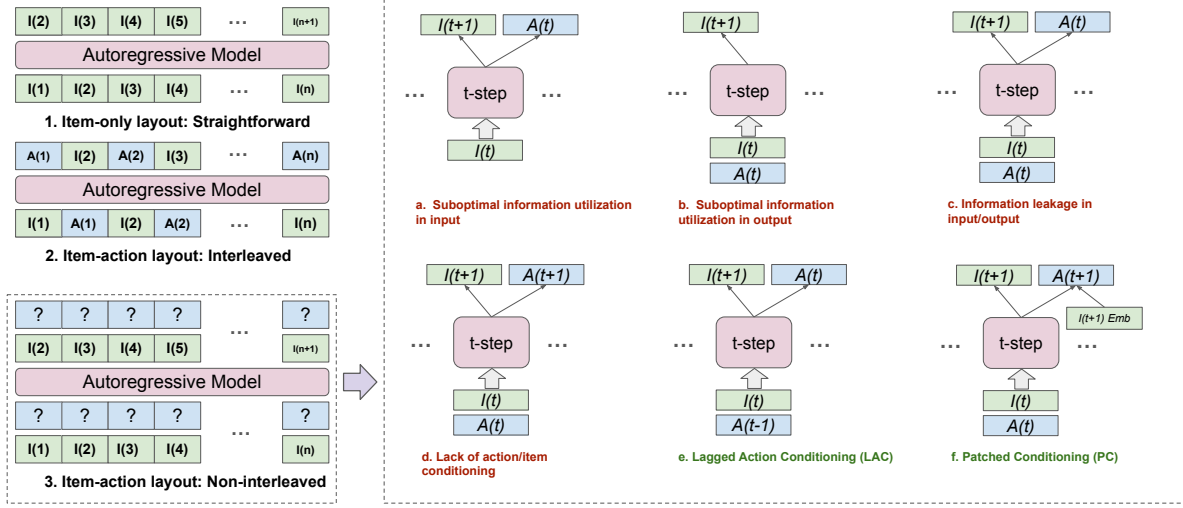


Figure 1: Item-action layout in GR. a-d are examples that violate the design principles

this way of conditioning and we refer to such conditioning style as *Patched Conditioning* (PC). Concretely, one can factor the joint next-step objective as

$$p(i_{t+1}, a_{t+1} | \text{hist}_t) = p(i_{t+1} | \text{hist}_t) p(a_{t+1} | i_{t+1}, \text{hist}_t).$$

and train with

$$\mathcal{L} = - \sum_t \left[\log p(i_{t+1} | \mathbf{h}_t) + \log p(a_{t+1} | i_{t+1}, \mathbf{h}_t) \right].$$

Architecturally, the method separates concerns. A non-interleaved trunk produces a compact context state \mathbf{h}_t (unbloated sequence, low $O(T^2)$ cost). The item head estimates $p(i_{t+1} | \text{hist}_t)$, while a lightweight *coupler* $g(\mathbf{h}_t, e(i))$ injects the candidate’s representation into the action head to realize $p(a_{t+1} | i, \text{hist}_t)$. During training, teacher forcing supplies $e(i_{t+1})$ to fit the conditional; at inference, one need to plug in $e(\hat{i}_{t+1})$ for the decoded item or evaluate $\{g(\mathbf{h}_t, e(c))\}_{c \in \mathcal{C}}$ in parallel for per-candidate scoring without re-running attention. Accordingly, PC enables “action-given-item” conditioning for inference as the action estimate is explicitly conditioned on the specific candidate item.

4.3 Proposed: Lagged Action Conditioning

We propose a novel non-interleaved layout that offers a better trade-off for item-action coupling in generative recommendation:

$$(i_t, a_{t-1}) \longrightarrow (i_{t+1}, a_t).$$

where we pair the t -th item with lagged action, i.e., action value on previous item (i_{t-1}), at each step. We refer to the proposed approach as *Lagged Action Conditioning* (LAC).

This layout preserves short sequence length ($L=T$) while aligning supervision with causal structure. We predict a_t given i_t and $a_{<t}$; since a_t is not in the prefix, there is no self-label leakage. This

matches the desired conditional $p(a_t | i_t, \text{hist}_{t-1})$ and respects the “action-given-item” direction at time t . The previous action a_{t-1} enriches the conditioning set for next-item prediction, improving $p(i_{t+1} | i_t, a_{t-1}, \dots)$ over item-only input. It is easy to verify that this layout satisfies P1/P2/P3, and in the next section we will discuss with more details why LAC could have better prediction power compared to patched conditioning.

5 Discussion

5.1 Why LAC works despite an apparent input mismatch

The LAC layout feeds *Input* (i_t, a_{t-1}) and supervises with *Output* (i_{t+1}, a_t). Superficially, this looks misaligned because the action feature in the input corresponds to the *previous* item. In this subsection, we discuss why such design could be a reasonable approach to fuse action signals at the right causal moment while remaining leakage-safe and compute-efficient.

5.1.1 Attention head learns the lag-by-one pattern. Transformers, as very expressive model backbone, could readily internalize a *lag-by-one binding* in a data-driven manner. As i_{t-1} and a_{t-1} co-occur as adjacent tokens with fixed offset = 1, gradient descent discovers and amplifies such lag-by-one retrieval/fusion pattern without hand-crafted wiring. At query position t , certain head(s) learn keys/queries that place high probability on the source index $t-1$ (retrieving a representation carrying i_{t-1} and its context) while the token at index t carries the local channel for a_{t-1} . The block then performs *early fusion*:

$$z_t = f(h_{t-1}^{(I)}, a_{t-1}, i_t, h_{<t-1}),$$

where $h_{t-1}^{(I)}$ is the retrieved item-centric vector and the fusion f is realized by the MLP and short-range attention in transformer layers.

This fusion creates a compact joint code of “what was shown” and “how it landed” before any target-aware head fires, giving both the next-item and action heads access to the same semantically aligned evidence.

To verify that the model does learn about the lag-by-one pattern, we construct a dummy user sequence $[0 : \text{unk_id}, 1 : \text{item1}, 2 : \text{unk_id}, 3 : \text{unk_id}, 4 : \text{unk_id}, 5 : \text{item1}]$ and visualize last layer’s attention map in Figure 2. One could notice that last token’s query pays higher attention to both $1 : \text{item1}$ and $2 : \text{unk_id}$. Though the item token unk_id at position 2 is not very informative, position 2 also has action on item1 as input (by design of LAC), since it is right after the $1 : \text{item1}$ token. This indicates the model attempts to aggregate the information of both $1 : \text{item1}$ and its associated (lagging) action at position 2 in the previous layers and fuse the information for final prediction.

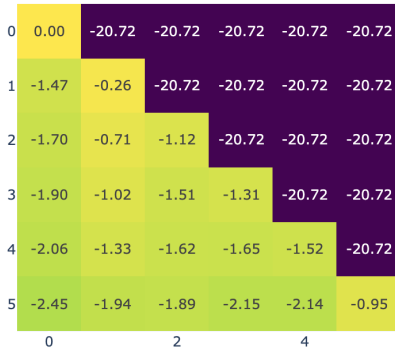


Figure 2: Attention map illustration of the LAC model. We construct a dummy user sequence and visualize last layers attention map. Same with traditional attention map visualizations, X axis presents key index and Y axis presents query index.

5.1.2 Sufficient statistics and $AR(1)$. We also interpret LAC’s effectiveness statistically through two conditionals:

$$p(a_t | i_t, \text{hist}_{t-1}) \quad \text{and} \quad p(i_{t+1} | i_t, a_{t-1}, \text{hist}_{t-1}).$$

The first encodes the business-critical dependency “action given item” at time t without leaking a_t into its own prediction. The second leverages the freshest *pre-treatment* covariate a_{t-1} , which summarizes short-term state (binge, fatigue, spending streak) yet is unaffected by the current exposure i_t . Information-theoretically,

$$I((i_t, a_{t-1}); i_{t+1}) \geq I(i_t; i_{t+1}),$$

with strict improvement whenever a_{t-1} carries incremental signal about imminent choice. From a time-series perspective, user engagement often exhibits $AR(1)$ structure (most basic model in time series) after modest de-trending

$$a_t \approx \alpha a_{t-1} + g(i_t, \text{state}) + \epsilon_t,$$

so conditioning on a_{t-1} captures a large fraction of predictable variance. In addition, a_{t-1} is observed at train and test time, yielding short, deterministic gradient paths (attend $t-1$ then fuse locally) and reducing the teacher-forcing/exposure bias that arises when training on future, model-predicted variables.

Takeaway. What looks like an index mismatch is in fact a causally faithful and optimization-friendly layout of tokens. As a result, early-fused, fully observed evidence serves both retrieval and scoring prediction heads.

5.2 Why LAC could outperform PC

LAC as target-aware attention (early fusion with target item). In LAC, at each step- t , the model predicts a_t given i_t and the user’s history. Because i_t is part of the step- t token, the attention itself (queries/keys/values in the trunk) is conditioned on the target item. Attention heads can therefore learn query-dependent retrieval patterns such as: “for *this* item, attend more to prior interactions with similar attributes (e.g., brand/price band/genre).” This realizes target-aware attention at the representation stage (early fusion), enabling the multi-layer transformer trunk to distill item-specific history into last layer’s h_t , before any head-specific projection during either training or inference.

PC as target-agnostic attention (late fusion with target item). In PC, the trunk produces the last layer’s state h_t *without* the target item that conditions action prediction. Only after the stacked layers of transformer does the model inject the item embedding $e(i_{t+1})$ through a lightweight (e.g., MLP) coupler $g(h_t, e(i_{t+1}))$ to estimate $p(a_{t+1} | i_{t+1}, \text{history})$. Thus, target awareness enters *only* in the final prediction head, not in the attention that summarized history. This late fusion is often not expressive enough to reintroduce item-conditioned retrieval patterns, leading to underuse of historical signals for context-dependent actions.

To summarize, the effective layout design of LAC makes target-aware early fusion possible while satisfying the principles P1-P3. Consequently, LAC can yield higher accuracy for action prediction, especially when outcomes rely on subtle, item-specific cues embedded in long user histories.

5.3 Inference with Parallel Scoring

In industrial multi-stage recommendation systems (retrieval \rightarrow ranking \rightarrow re-ranking), the ranking stage typically scores 10^3 – 10^4 candidates per user under tight latency/compute budgets. To meet these constraints while maintaining high MFU (Model FLOPs Utilization) on GPU tensor cores, an effective GR layout should support *one-pass* parallel scoring that reuses the encoded user history instead of recomputing it per candidate. In this subsection, we discuss how both LAC and PC admit one-pass parallel scoring of C candidates during inference, and the difference lies in where target awareness enters and how compute scales with C .

LAC (early fusion via attention). Pack a single sequence

$$[\underbrace{\text{history}}_T \mid \underbrace{c_1, \dots, c_C}_C],$$

where each candidate token c_k contains that item’s embedding and other contextual features (e.g., request time). Apply a customized block-causal mask:

- history tokens use standard causal visibility;
- each candidate token attends to all history/itself and no other candidates.

We take the hidden state at each candidate token to score

$$p(a_{t+1} | i_{t+1}=c_k, \text{history}) \quad \text{for } k = 1, \dots, C.$$

Per layer, the attention computation is

$$E(T, C) = \frac{1}{2}T^2 + CT,$$

and projection/MLP FLOPs is $O(T+C)$. This yields target-aware parallel scoring with near-linear growth in C for fixed T .

PC (late fusion at the head). PC encodes history once with *target-agnostic attention* to obtain a context h_t , then injects each candidate via a lightweight coupler $g(h_t, e(c_k))$ to produce

$$p(a_{t+1} | i_{t+1}=c_k, \text{hist}_t) = \text{Prediction_head}(g(h_t, e(c_k))),$$

for all c_k ($k = 1, \dots, C$) in a single dense, batched GEMM. Complexity is $O(\text{Trunk}) + O(Cd)$ with the attention cost independent of C .

Hence, while both approaches admit one-pass parallel scoring (Figure 3), LAC provides early, target-aware attention over history with strong action accuracy; PC's late fusion is a light-weight approach at the cost of target awareness appearing only in the head.

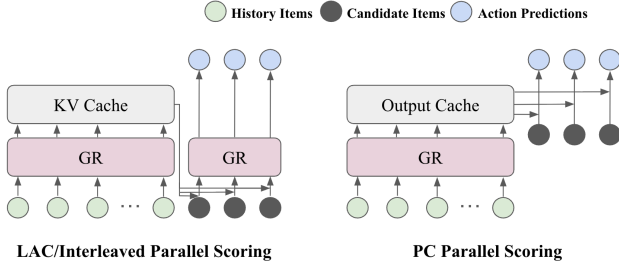


Figure 3: Different inference scoring patterns for LAC and PC. Both approaches allow for parallel scoring of potentially many candidates

5.4 FLOPs: interleaved vs. non-interleaved

We briefly discuss how much PAC as a non-interleaved approach improves over interleaved in terms of FLOPs, assuming the same autoregressive backbone. Let width d , layers N_ℓ , batch B , history length T , candidates C (packed scoring with a customized causal mask, no KV-cache). History tokens: $L_h^{\text{non}} = T$, $L_h^{\text{int}} \approx 2T$. Packed length $L = L_h + 2C$.

Training (full sequence). Per layer,

$$\text{FLOPs}_{\text{attn}} \propto B L_h^2 d, \quad \text{FLOPs}_{\text{lin/MLP}} \propto B L_h d^2.$$

Hence

$$\frac{\text{FLOPs}_{\text{train}}^{\text{int}}}{\text{FLOPs}_{\text{train}}^{\text{non}}} \approx \frac{4(\text{attn}) + 2(\text{lin})}{1(\text{attn}) + 1(\text{lin})} \in [2, 4], \quad (1)$$

approaching 4 when attention dominates (longer contexts), and 2 when MLP/linear dominates.

Inference (parallel scoring, no cache). Pack a single sequence $[\text{history}_{L_h} | i^{(1)}, \dots, i^{(C)}]$ and use a block-causal mask: history tokens are causal; each candidate item $i^{(c)}$ attends to *all* history/itself and to *no* other candidates. The per-layer attention edge count is

$$E(L_h, C) = \frac{1}{2}L_h^2 + CL_h, \quad (2)$$

hence the complexity scales as

$$\text{FLOPs}_{\text{attn}} \propto E(L_h, C) d, \quad \text{FLOPs}_{\text{lin/MLP}} \propto (L_h + C) d^2. \quad (3)$$

Interleaved vs. non-interleaved. Setting $L_h^{\text{non}} = T$ and $L_h^{\text{int}} \approx 2T$, the attention-FLOP ratio is

$$\frac{\text{FLOPs}_{\text{attn}}^{\text{int}}}{\text{FLOPs}_{\text{attn}}^{\text{non}}} = \frac{\frac{1}{2}(2T)^2 + C(2T)}{\frac{1}{2}T^2 + CT} = \frac{2T^2 + 2CT}{\frac{1}{2}T^2 + CT} \in [2, 4], \quad (4)$$

approaching 4 when history dominates ($T \gg C$) and 2 when candidates dominate ($C \gg T$). For projection/MLP terms,

$$\frac{\text{FLOPs}_{\text{lin}}^{\text{int}}}{\text{FLOPs}_{\text{lin}}^{\text{non}}} = \frac{2T + C}{T + C} \in (1, 2], \quad (5)$$

tending to 2 as $T \gg C$ and to 1 as $C \gg T$.

With packed candidate tokens and parallel scoring, interleaved layouts incur roughly 2–4 \times more attention FLOPs (and up to 2 \times more linear/MLP FLOPs) than non-interleaved under parallel scoring, with the factor governed by the history/candidate mix.

6 Experiments

In this section, we empirically examine how layout choices shape the behavior of generative recommendation models through five research questions:

RQ1: Compare the proposed *LAC* layout against *Interleaved* (HSTU-style) and *Non-interleaved Patched Conditioning* (PC) across public and industrial datasets, measuring quality and efficiency.

RQ2: Test the non-interleaved design principles (P1–P3) by evaluating ten carefully constructed layouts and analyzing predicted failure modes.

RQ3: Examine task sensitivity, contrasting tradeoffs between multiple action objectives.

RQ4: Study scaling laws under different layouts via sweeps of model size.

RQ5: How do *Interleaved* and *Non-interleaved* layouts differ in training efficiency?

6.1 Experimental Settings

6.1.1 Datasets. We evaluate using three distinct datasets:

- **Amazon Reviews** [9] We use standard Amazon Reviews subsets (e.g., *Beauty*). Following established preprocessing protocols, we apply 5-core filtering, retaining only users and movies with at least five interactions.
- **Kuaisar** [14] This dataset offers authentic user behavior sequence on a short video platform Kuaishou, which contains more informative user actions including play time. For preprocessing, we also apply 5-core filtering.
- **Proprietary Dataset** To validate the effectiveness of the proposed layout on large scale data, we also train and evaluate on our in-house industrial-scale dataset that consists of tens of millions of users and their behavior sequence on tens of thousands of items, over a period of more than one year. We use the last day of data for evaluation. For scoring task, we select one duration related action and one purchase related action.

Table 1: Performance comparison on public datasets. Boldface denotes the best value while underline indicates the second best result. Metrics marked with ↓ are lower is better; metrics marked with ↑ are higher is better.

Category	Layout	Amazon Beauty					Kuaisar				
		Rating RMSE ↓	HR@10 ↑	HR@50 ↑	NDCG@10 ↑	NDCG@50 ↑	Play Time RMSE ↓	HR@5 ↑	HR@10 ↑	NDCG@5 ↑	NDCG@10 ↑
Interleaved	HSTU-style	0.2489	0.0861	0.1843	0.0497	0.0712	<u>0.1020</u>	0.5750	<u>0.6770</u>	0.4640	0.4945
Non Interleaved	LAC	0.2435 (-2.2%)	0.0869 (+0.9%)	<u>0.1816</u> (-1.5%)	0.0504 (+1.4%)	<u>0.0710</u> (-0.3%)	0.0990 (-2.9%)	0.5621 (-2.2%)	0.6534 (-3.5%)	0.4780 (+3.0%)	0.5108 (+3.3%)
	PC	<u>0.2480</u> (-0.4%)	<u>0.0863</u> (+0.2%)	0.1807 (-2.0%)	<u>0.0499</u> (+0.4%)	0.0703 (-1.3%)	0.1020 (+0.0%)	<u>0.5698</u> (-0.9%)	0.6800 (+0.4%)	<u>0.4771</u> (+2.8%)	<u>0.5066</u> (+2.4%)

6.1.2 Models and Baselines. For both public and proprietary datasets, we experiment with different layout variants based on our internal generative model, which uses a standard 12-layer GPT-2 style [10] decoder only transformer with 85M parameters. For the interleaved approach, we follow the layout arrangement from HSTU[17].

6.1.3 Evaluation Metrics. For the recommendation task on Amazon Beauty and Kuaisar, we adopt the widely used leave-one-out strategy [6] to split train, validation and test sets. For our proprietary dataset, we leave out the last day for testing. We present both ranking task and retrieval task metrics for all datasets. For retrieval related metrics, we use top-k Hit Rate ($HR@k$) and Normalized Discounted Cumulative Gain ($NDCG@k$). We choose different k to accomodate for different dataset characteristics, $k \in \{10, 50\}$ for Amazon and KuaiSAR and $k \in \{1, 5, 300\}$ for proprietary dataset. When calculating retrieval metrics, we default to test against the whole item vocabulary, except for KuaiSAR where we follow [12] and randomly sample 99 negative samples from items user have not interacted with. For ranking tasks, we present Root Mean Squared Error(RMSE) on chosen action regression tasks. We choose rating for Amazon data and play time for KuaiSAR. For our proprietary dataset we use the above mentioned one duration related action and one purchase related action. For all variants that predict current item's action, we input the current item for action prediction during evaluation.

6.1.4 Implementation Details. For Amazon Beauty and KuaiSAR, we set the maximum input sequence length to 50. We adopt the commonly used sequential recommendation practices in literature including full shuffle and multi-epoch training. We use a learning rate of 0.001, batch size of 128 and dropout ratio of 0.2. For KuaiSAR, considering the huge vocab size, we used infoNCE loss to replace the original cross entropy loss during training. For proprietary dataset, the maximum length is set to 1024. We employ a stream training setting, where max tokens per batch is set to 32768. We use a learning rate of 0.0001 and a linear warm-up of 5000 steps.

6.2 RQ1: Effectiveness

Question. How does LAC compare to two strong baselines: **Interleaved** (HSTU-style) and **Non-interleaved PAC**, across public and internal datasets?

Result. We compare three most competitive layout candidates: our proposed LAC approach, PC and industry standard interleaved approach. We show public dataset results in Table 1 and proprietary dataset results in Table 2. For scoring/ranking tasks like action prediction, our LAC approach significantly outperforms other layout variants on both proprietary and public datasets. For retrieval tasks

like next item prediction, our LAC approach performs on par with other top candidates.

Result 1: LAC approach does empirically outperforms competitive baselines on multiple datasets.

6.3 RQ2: Do the non-interleaved principles hold?

Question. Do P1 (useful context), P2 (action-given-item) and P3 (no leakage) predict performance across a diverse set of *non-interleaved* layouts?

Result. Comparison between different layout options on the proprietary dataset can be found in Table 2. Of all variants, we strictly adhere to principle P3, with no information leakage during training and inference. We can clearly see in the results that adding action information in the input and output phase can both benefit the model performance, which validates our principle P1. We also notice that directly predicting next item's action without item conditioning make the prediction less accurate. Comparing row 9 with both row 8 and row 10, we show that conditioning techniques like PC and LAC can both help with action prediction greatly, which further validates our principle P2.

Result 2: By comparing more than ten combinations, we can observe that the proposed principles for non-interleaved layout align with the empirical observations.

6.4 RQ3: Task sensitivity to layout

Question. How do layouts behave across multiple scoring tasks (e.g., duration related action vs. purchase related action)?

Result. Since we formulate each tokens prediction task as a multi-task prediction problem, we investigate the efficiency of trade-offs between these targets as a proxy to overall model performance. We fix the relative weight ratio between retrieval(i.e. next item prediction) and scoring/ranking(i.e. action prediction) objectives and tune the relative weight between two scoring tasks. We show the multitask metrics tradeoff of our proposed LAC approach, against the industry standard interleaved approach. Results can be seen in Table 4. Our proposed LAC approach tend to achieve overall decent tradeoff in multi-task scoring setting, compared to the interleaved approach.

Table 2: Performance comparison between different layout options on proprietary dataset. Boldface denotes the best value while underline indicates the second best result.

Category	Layout	HR@1	HR@5	HR@300	Duration Action RMSE	Purchase Action RMSE
Baseline	$I_t \mapsto I_{t+1}$	0.2439	0.4647	0.9186	-	-
Action only in input	$(I_t, A_t) \mapsto I_{t+1}$	0.2500	0.4694	0.9192	-	-
	$(I_t, A_{t-1}) \mapsto I_{t+1}$	0.2492	0.4674	0.9188	-	-
Action only in output	$I_t \mapsto A_t$	-	-	-	0.2146	0.0315
	$I_t \mapsto A_{t+1}$	-	-	-	0.2423	0.0316
	$I_t \mapsto (I_{t+1}, A_{t+1})$	0.2444	0.4663	0.9190	0.2454	0.0316
Action in both input and output	$(I_t, A_t) \mapsto A_{t+1}$	-	-	-	0.2633	0.0516
	$(I_t, A_{t-1}) \mapsto (I_{t+1}, A_t)$ (LAC)	0.2516	<u>0.4694</u>	0.9188	0.1973	0.0307
	$(I_t, A_t) \mapsto (I_{t+1}, A_{t+1})$	0.2493	0.4690	<u>0.9193</u>	0.2323	0.0311
	$(I_t, A_t) \mapsto (I_{t+1}, A_{t+1})$ with PC	0.2487	0.4682	0.9190	0.2164	0.0311
Interleaved	HSTU-style	<u>0.2511</u>	0.4701	0.9198	<u>0.1985</u>	<u>0.0311</u>

Table 3: Scaling performance of different layout variants. Our proposed LAC still performs on par with more computationally expensive interleaved approach and outperforms PC under a larger scale setting.

Model	Scale	HR@1	HR@5	Duration RMSE
Interleaved	50M	0.2511	0.4701	0.1985
	355M	0.2639	<u>0.4942</u>	<u>0.1966</u>
LAC	50M	0.2516	0.4694	0.1973
(non-interleaved)	355M	<u>0.2639</u>	0.4943	0.1945
PC	50M	0.2487	0.4682	0.2164
(non-interleaved)	355M	0.2599	0.4922	0.2085

Result 3: In multi-task setting, the proposed LAC approach also demonstrates strong trade-offs on potentially conflicting tasks.

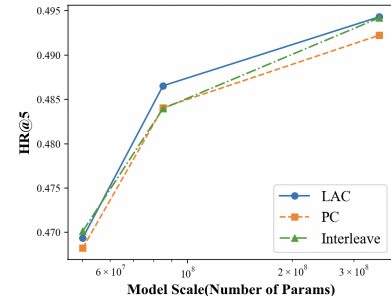
Table 4: Multitask tradeoff of different layout variants.

Models	W_duration : W_purchase	Duration RMSE	Purchase RMSE
Interleaved	W = 1 : 50	0.1982	0.0304
	W = 1 : 1	0.1978	0.0304
	W = 50 : 1	0.1951	0.0313
LAC	W = 1 : 50	0.1979	0.0299
	W = 1 : 1	0.1967	0.0300
	W = 50 : 1	0.1958	0.0305

6.5 RQ4: Scaling under different layouts

Question. How does layout impact model parameter scaling in GR?

Result. We evaluate the model scaling performance with different parameter sizes (50M, 85M, 355M), and report the performance scaling curve. As shown in Table 3, our proposed LAC approach scales well with the model complexity and consistently performs on par or even better than the interleaved approach, which is more computationally expensive. Compared with layout candidates of similar computational complexity like PC, our LAC approach performs better at all scales. Visualization of the performance scaling curve can be found in Figure 4.

**Figure 4: Performance Scaling Curve under different parameter scales. Our proposed LAC outperforms other variants and scales well as we increase model parameters.**

Result 4: The proposed layout (LAC) consistently has competitive prediction accuracy with different parameter sizes

6.6 RQ5: Efficiency of interleaved vs. non-interleaved

Question. How do *Interleaved* and *Non-interleaved* layouts differ in **training** efficiency under equal hardware and comparable model/data settings?

Result. We compare the training time the proposed non-interleaved LAC approach and the traditional interleaved approach under different scales. When measuring training cost, we keep all the other parameters the same, including data pipeline settings, max tokens per batch and number of gpus. As shown in Table 5, compared with the interleaved approach, our LAC approach achieves at least 31.3% training cost reduction, while achieving similar and even better ranking/retrieval metric performance.

Table 5: Training cost savings of a non-interleaved approach like LAC compared to interleaved baseline at different model scales. We keep all the other training settings the same and only change the layout structure.

Scale	Training Cost Saving (%)
50M	-38.8
355M	-42.7
774M	-31.3

Result 5: *Non-interleaved approach such as LAC significantly improves the efficiency of generative recommenders.*

7 Conclusion

In the paradigm of generative recommendation, interleaved layouts reliably enforce action-given-item conditioning but substantially inflate training and inference costs with lengthened sequences. We recognize action-item layout as an important design axis and develop a methodology for non-interleaved token layout grounded in three principles. Within this framework, we propose Lagged Action Conditioning (LAC), which effectively addresses item-action coupling without doubling length. Experiments on public data and large-scale proprietary data show that LAC achieves superior accuracy-efficiency trade-offs, matching or surpassing interleaved baselines while reducing compute, and outperforming late-fusion alternatives.

References

- [1] Xiangyi Chen, Kousik Rajesh, Matthew Lawhon, Zelun Wang, Hanyu Li, Haomiao Li, Saurabh Vishwas Joshi, Pong Eksombatchai, Jaewon Yang, Yi-Ping Hsu, Jiajing Xu, and Chuck Rosenberg. 2025. PinFM: Foundation Model for User Activity Sequences at a Billion-scale Visual Discovery Platform. *ArXiv abs/2507.12704* (2025). <https://api.semanticscholar.org/CorpusID:280219665>
- [2] Heng-Tze Cheng, Levent Koc, Jeremiah Harmsen, Tal Shaked, Tushar Chandra, Hrishikesh B. Aradhye, Glen Anderson, Gregory S. Corrado, Wei Chai, Mustafa Ispir, Rohan Anil, Zakaria Haque, Lichan Hong, Vihan Jain, Xiaobing Liu, and Hemal Shah. 2016. Wide & Deep Learning for Recommender Systems. *Proceedings of the 1st Workshop on Deep Learning for Recommender Systems* (2016). <https://api.semanticscholar.org/CorpusID:3352400>
- [3] Hao Guo, Erpeng Xue, Lei Huang, Shichao Wang, Xiaolei Wang, Lei Wang, Jinpeng Wang, and Sheng Chen. 2025. Action is All You Need: Dual-Flow Generative Ranking Network for Recommendation. *ArXiv abs/2505.16752* (2025). <https://api.semanticscholar.org/CorpusID:278788688>
- [4] Ruidong Han, Bin Yin, Shangyu Chen, He Jiang, Fei Jiang, Xiang Li, Chi Ma, Mincong Huang, Xiaoguang Li, Chunzhen Jing, Yueming Han, Menglei Zhou, Lei Yu, Chuan Liu, and Wei Lin. 2025. MTGR: Industrial-Scale Generative Recommendation Framework in Meituan. *ArXiv abs/2505.18654* (2025). <https://api.semanticscholar.org/CorpusID:278905055>
- [5] Yanhua Huang, Yuqi Chen, Xiong Cao, Rui Yang, Mingliang Qi, Ying Zhu, Qingchang Han, Yaowei Liu, Zhaoyu Liu, Xuefeng Yao, Yuting Jia, Leilei Ma, Yinqi Zhang, Taoyu Zhu, Liuji Zhang, Lei Chen, Weihang Chen, Mingdong Zhu, Ruiwen Xu, and Lei Zhang. 2025. Towards Large-scale Generative Ranking. *ArXiv abs/2505.04180* (2025). <https://api.semanticscholar.org/CorpusID:278368412>
- [6] Wang-Cheng Kang and Julian McAuley. 2018. Self-Attentive Sequential Recommendation. *2018 IEEE International Conference on Data Mining (ICDM)* (2018), 197–206. <https://api.semanticscholar.org/CorpusID:52127932>
- [7] Kirill Khrylchenko, Artem Matveev, Sergei Makeev, and Vladimir Baikalov. 2025. Scaling Recommender Transformers to One Billion Parameters. *ArXiv abs/2507.15994* (2025). <https://api.semanticscholar.org/CorpusID:280159497>
- [8] Guanghan Li, Xun Zhang, Yufei Zhang, Yifan Yin, Guojun Yin, and Wei Lin. 2024. Semantic Convergence: Harmonizing Recommender Systems via Two-Stage Alignment and Behavioral Semantic Tokenization. *ArXiv abs/2412.13771* (2024). <https://api.semanticscholar.org/CorpusID:274822677>
- [9] Julian McAuley, Christopher Targett, Qinfeng Shi, and Anton Van Den Hengel. 2015. Image-based recommendations on styles and substitutes. In *Proceedings of the 38th international ACM SIGIR conference on research and development in information retrieval*. 43–52.
- [10] Alec Radford, Jeffrey Wu, Rewon Child, David Luan, Dario Amodei, Ilya Sutskever, et al. 2019. Language models are unsupervised multitask learners. *OpenAI blog* 1, 8 (2019), 9.
- [11] Shashank Rajput, Nikhil Mehta, Anima Singh, Raghunandan H. Keshavan, Trung Hieu Vu, Lukasz Heldt, Lichan Hong, Yi Tay, Vinh Q. Tran, Jonah Samost, Maciej Kula, Ed H. Chi, and Maheswaran Sathiamoorthy. 2023. Recommender Systems with Generative Retrieval. *ArXiv abs/2305.05065* (2023). <https://api.semanticscholar.org/CorpusID:258564854>
- [12] Teng Shi, Zihua Si, Jun Xu, Xiao Zhang, Xiaoxue Zang, Kai Zheng, Dewei Leng, Yanan Niu, and Yang Song. 2024. UniSAR: Modeling User Transition Behaviors between Search and Recommendation. In *Proceedings of the 47th International ACM SIGIR Conference on Research and Development in Information Retrieval*. 1029–1039.
- [13] Reza Shirkavand, Xiaokai Wei, Chen Wang, Zheng Hui, Heng Huang, and Michelle Gong. 2025. Catalog-Native LLM: Speaking Item-ID Dialect with Less Entanglement for Recommendation. *arXiv:2510.05125 [cs.CL]* <https://arxiv.org/abs/2510.05125>
- [14] Zhongxiang Sun, Zihua Si, Xiaoxue Zang, Dewei Leng, Yanan Niu, Yang Song, Xiao Zhang, and Jun Xu. 2023. KuaiSar: A unified search and recommendation dataset. In *Proceedings of the 32nd ACM international conference on information and knowledge management*. 5407–5411.
- [15] Ruoxi Wang, Rakesh Shivanna, Derek Zhiyuan Cheng, Sagar Jain, Dong Lin, Lichan Hong, and Ed H. Chi. 2020. DCN V2: Improved Deep & Cross Network and Practical Lessons for Web-scale Learning to Rank Systems. *Proceedings of the Web Conference 2021* (2020). <https://api.semanticscholar.org/CorpusID:224845398>
- [16] Wenjie Wang, Honghui Bao, Xinyu Lin, Jizhi Zhang, Yongqi Li, Fuli Feng, See-Kiong Ng, and Tat-Seng Chua. 2024. Learnable Item Tokenization for Generative Recommendation. *Proceedings of the 33rd ACM International Conference on Information and Knowledge Management* (2024). <https://api.semanticscholar.org/CorpusID:269757237>
- [17] Jiaqi Zhai, Lucy Liao, Xing Liu, Yueming Wang, Rui Li, Xuan Cao, Leon Gao, Zhaojie Gong, Fangda Gu, Michael He, Yin-Hua Lu, and Yu Shi. 2024. Actions Speak Louder than Words: Trillion-Parameter Sequential Transducers for Generative Recommendations. *ArXiv abs/2402.17152* (2024). <https://api.semanticscholar.org/CorpusID:268033327>
- [18] Luankang Zhang, Kenan Song, Yi Lee, Wei Guo, Hao Wang, Yawen Li, Huifeng Guo, Yong Liu, Defu Lian, and Enhong Chen. 2025. Killing Two Birds with One Stone: Unifying Retrieval and Ranking with a Single Generative Recommendation Model. In *Annual International ACM SIGIR Conference on Research and Development in Information Retrieval*. <https://api.semanticscholar.org/CorpusID:278002064>
- [19] Guorui Zhou, Jiaxin Deng, Jinghao Zhang, Kuo Cai, Lejian Ren, Qiang Luo, Qianqian Wang, Qigen Hu, Rui Huang, Shiyao Wang, Weifeng Ding, Wuchao Li, Xinchun Luo, Xing-Yao Wang, Zexuan Cheng, Zixing Zhang, Bin Zhang, Bo-Wen Wang, Chao Ma, Cheng bin Song, Chenhui Wang, Di Wang, Dongxue Meng, Fan Yang, Fang-Peng Zhang, Feng Jiang, Fuxing Zhang, Gang Wang, Guowang Zhang, Han Li, Hengrui Hu, Hezheng Lin, Hongtao Cheng, Hong Cao, Huanjie Wang, Jiaming Huang, Jiapeng Chen, Jiaqian Liu, Jinghui Jia, Kun Gai, Lantao Hu, Liang Zeng, Liao Yu, Qiang Wang, Qidong Zhou, Shengzhe Wang, Shi He, Shuang Yang, Shu-Jun Yang, Sui Huang, Tao Wu, TIAN-CHEN He, Tingting Gao, Wei Yuan, Xiaoyan Liang, Xiao-Xue Xu, Xugang Liu, Yan Wang, Yi Wang, Yiwu Liu, Yue Song, Yufei Zhang, Yun-Hong Wu, Yunfeng Zhao, and Zhanyun Liu. 2025. OneRec Technical Report. *ArXiv abs/2506.13695* (2025). <https://api.semanticscholar.org/CorpusID:279410085>
- [20] Guorui Zhou, Cheng-Ning Song, Xiaoqiang Zhu, Xiao Ma, Yanghui Yan, Xi-Wang Dai, Han Zhu, Junqi Jin, Han Li, and Kun Gai. 2017. Deep Interest Network for Click-Through Rate Prediction. *Proceedings of the 24th ACM SIGKDD International Conference on Knowledge Discovery & Data Mining* (2017). <https://api.semanticscholar.org/CorpusID:1637394>
- [21] Jieming Zhu, Mengqun Jin, Qijiong Liu, Zexuan Qiu, Zhenhua Dong, and Xiu Li. 2024. CoST: Contrastive Quantization based Semantic Tokenization for Generative Recommendation. *Proceedings of the 18th ACM Conference on Recommender Systems* (2024). <https://api.semanticscholar.org/CorpusID:272524588>

Received 20 February 2007; revised 12 March 2009; accepted 5 June 2009