

# Addressing Antisocial Behavior in Multi-Party Dialogs Through Multimodal Representation Learning

Hajar Bakarou  
hajar.bakarou@etu.univ-cotedazur.fr  
Université Côte d'Azur, CNRS, Inria,  
I3S  
Sophia Antipolis, France

Mohamed Sinane El Messoussi  
mohamed.elmessoussi@etu.univ-  
cotedazur.fr  
Université Côte d'Azur, CNRS, Inria,  
I3S  
Sophia Antipolis, France

Anaïs Ollagnier  
ollagnier@i3s.unice.fr  
Université Côte d'Azur, CNRS, Inria,  
I3S  
Sophia Antipolis, France

## Abstract

Antisocial behavior (ASB) on social media—including hate speech, harassment, and cyberbullying—poses growing risks to platform safety and societal well-being. Prior research has focused largely on networks such as X and Reddit, while *multi-party conversational settings* remain underexplored due to limited data. To address this gap, we use *CyberAgressionAdo-Large*, a French open-access dataset simulating ASB in multi-party conversations, and evaluate three tasks: *abuse detection*, *bullying behavior analysis*, and *bullying peer-group identification*. We benchmark six text-based and eight graph-based *representation-learning methods*, analyzing lexical cues, interactional dynamics, and their multimodal fusion. Results show that multimodal models outperform unimodal baselines. The late fusion model mBERT + WD-SGCN achieves the best overall results, with top performance on abuse detection (0.718) and competitive scores on peer-group identification (0.286) and bullying analysis (0.606). Error analysis highlights its effectiveness in handling nuanced ASB phenomena such as implicit aggression, role transitions, and context-dependent hostility.

## CCS Concepts

• Information systems → Social networks.

## Keywords

antisocial behavior, multi-party dialogs, multimodal representation learning

## ACM Reference Format:

Hajar Bakarou, Mohamed Sinane El Messoussi, and Anaïs Ollagnier. 2025. Addressing Antisocial Behavior in Multi-Party Dialogs Through Multimodal Representation Learning. In . ACM, New York, NY, USA, 9 pages. <https://doi.org/10.1145/nnnnnnn.nnnnnnn>

## 1 Introduction

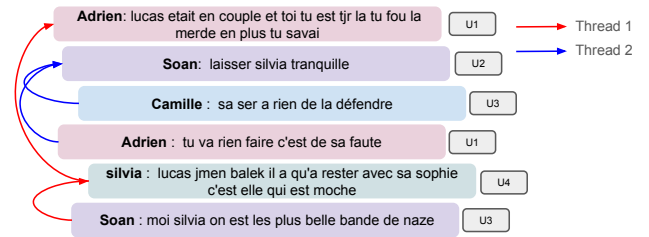
Social media platforms have transformed how people consume information, engage in discourse, and form communities [38]. Their microblogging and decentralized architectures enable participation

Permission to make digital or hard copies of all or part of this work for personal or classroom use is granted without fee provided that copies are not made or distributed for profit or commercial advantage and that copies bear this notice and the full citation on the first page. Copyrights for components of this work owned by others than the author(s) must be honored. Abstracting with credit is permitted. To copy otherwise, or republish, to post on servers or to redistribute to lists, requires prior specific permission and/or a fee. Request permissions from [permissions@acm.org](mailto:permissions@acm.org).  
Conference'25, Washington, DC, USA

© 2025 Copyright held by the owner/author(s). Publication rights licensed to ACM.  
ACM ISBN 978-x-xxxx-xxxx-x/YYYY/MM  
<https://doi.org/10.1145/nnnnnnn.nnnnnnn>

at unprecedented scale, amplifying civic engagement and the rapid spread of ideas [20]. Yet these same affordances also fuel harmful dynamics: platforms facilitate misinformation [42], foster ideological echo chambers [15], and intensify online hostility [13, 37, 39]. Such hostile environments often give rise to various forms of antisocial behavior (ASB), including cyberbullying [32], hate speech [33], trolling [22], and sexual harassment [14].

In response, the automatic detection of ASB has become a central research focus in NLP, with numerous shared tasks advancing detection and classification methods [2, 27]. Yet most existing work relies on public data from platforms such as Facebook, YouTube, or Instagram and targets relatively narrow subtasks (e.g., binary hate vs. non-hate classification, target identification, or hate-type categorization). At the same time, private messaging apps and chat rooms have become critical arenas for cyberbullying, particularly among adolescents [1]. ASB in these settings remains underexplored, constrained by strict data access restrictions and the complexity of multi-party interactions. Recently released datasets simulating online aggression in private messaging contexts [40, 31] offer new opportunities to address this gap. As illustrated in Figure 1, multi-party conversations are non-linear and interleaved, with utterances directed to multiple participants. These dynamics demand computational models that go beyond message-level detection to capture discourse structure, participant roles, and interactional patterns [21].



**Figure 1: An example of a multi-party interaction, with participants and threads marked, extracted from the *CyberAgressionAdo-Large* dataset [34]. Translation available in Appendix A.**

In this paper, we address these limitations by systematically evaluating state-of-the-art representation learning methods—spanning both lexical and graph-based approaches—for ASB detection in multi-party dialogues. Prior work has shown the benefit of combining textual and interactional features; we extend this approach by constructing embeddings that jointly capture semantic content

and conversational structure [9] and by testing multimodal fusion strategies that integrate both. Experiments are conducted on the *CyberAgressionAdo-Large* dataset [34], a publicly available corpus of 36 simulated aggressive conversations in French, collected through role-play in educational settings<sup>1</sup>. Crucially, to move beyond the narrow subtasks that dominate prior work, we introduce two novel evaluation settings tailored to multi-party contexts: *bullying behavior analysis* (BBA), which classifies the discursive function of messages (bullying vs. non-abusive intent), and *bullying peer group identification* (BPI), which identifies participants' social alignment (e.g., bully vs. victim side). These tasks extend the scope of ASB detection from surface-level classification to pragmatic dimensions of language, capturing intent, stance, and role in dynamic interactions. Overall, this paper makes three main contributions: (1) a comprehensive benchmark of unimodal and multimodal representation learning methods for ASB detection in multi-party conversations, (2) the introduction of two pragmatics-oriented evaluation tasks (BBA and BPI) that address group-level and functional dimensions of cyberbullying, and (3) evidence that integrating linguistic and structural features provides a more robust account of the social dynamics underpinning online aggression.

## 2 Related Work

Early work on ASB detection treated messages in isolation, relying on shallow features such as n-grams and sentiment scores. These approaches were soon surpassed by deep learning models (CNNs, RNNs, Transformers) and, more recently, by pretrained language models like BERT and its variants, which now dominate benchmarks on tasks such as target identification and abuse type classification [3, 2, 27, 21]. Beyond message-level analysis, research has increasingly turned to modeling interactional structure. Graph-based methods capture conversational dynamics by representing participants as nodes and exchanges as edges [9, 31]. Traditional embeddings (node2vec, DeepWalk) exploit topological similarity, while Graph Neural Networks (e.g., GCNs [45], GraphSAGE [11]) enable neighborhood-level aggregation. Signed graph learning further enriches these models by encoding the polarity of interactions (support vs. hostility), which is crucial for distinguishing roles such as aggressor and defender [8]. Early signed embeddings (SNE [44], SIDE [25]) captured attraction–repulsion patterns but lacked higher-order structure. Newer signed GNNs (SGCN [18], SiGAT [24], SAT [23]) address this by integrating polarity-sensitive message passing and balance-aware objectives. Despite these advances, most systems remain either textual or graph-based, with limited integration. Recent multimodal fusion approaches bridge this gap by combining textual embeddings with interactional graphs, improving robustness in scenarios where abusive behavior is distributed across participants or conveyed implicitly [12, 6, 7].

Progress has also depended on the availability of annotated datasets. Existing resources include ConvAbuse (AI–user dyadic chats) [17], the Wikipedia Abuse Corpus (talk page discussions) [10], and the WhatsApp dataset (teen group chats in Italian) [40]. In French, *CyberAgressionAdo* V1 and V2 simulate aggressive school-based chats annotated for abuse types, speaker roles, and pragmatic cues [35, 31]. While valuable, these datasets are small and rarely

combine message-level and participant-level annotations, limiting analysis of intent, stance, and role in dynamic interactions.

Building on this foundation, we leverage *CyberAgressionAdo-Large* [34], the largest publicly available corpus of aggressive multi-party chats in French. This dataset enables detailed study of lexical content, interaction patterns, and participant roles. Unlike prior work focused on narrow subtasks, we propose a unified evaluation across three complementary objectives: abuse detection, bullying behavior analysis, and peer group identification, benchmarking a broad range of textual, graph-based, and fusion-based representation learning methods.

## 3 Addressing Online Hate in Conversations

### 3.1 Tasks of Interest

The emergence of datasets simulating online aggression in private instant messaging environments has opened new avenues for studying ASB in multi-party conversations. These resources not only provide previously inaccessible interactional data but also expose the limitations of prevailing approaches. Most prior work reduces ASB detection to binary classification of isolated utterances, overlooking discourse-level context, speaker roles, and pragmatic intent. As a result, systems often fail to distinguish harmful attacks from defensive or conciliatory responses, or to capture the group-based dynamics that underpin bullying.

In conversational settings, the meaning and impact of a message depend heavily on the social dynamics it participates in. Aggressive language may reflect coercion when used by a perpetrator but serve a protective function when voiced by a victim. Likewise, mockery or profanity in peer exchanges may signal bonding rather than abuse. These examples highlight the need for models that go beyond surface-level toxicity detection to capture underlying intent, role asymmetries, and interaction patterns.

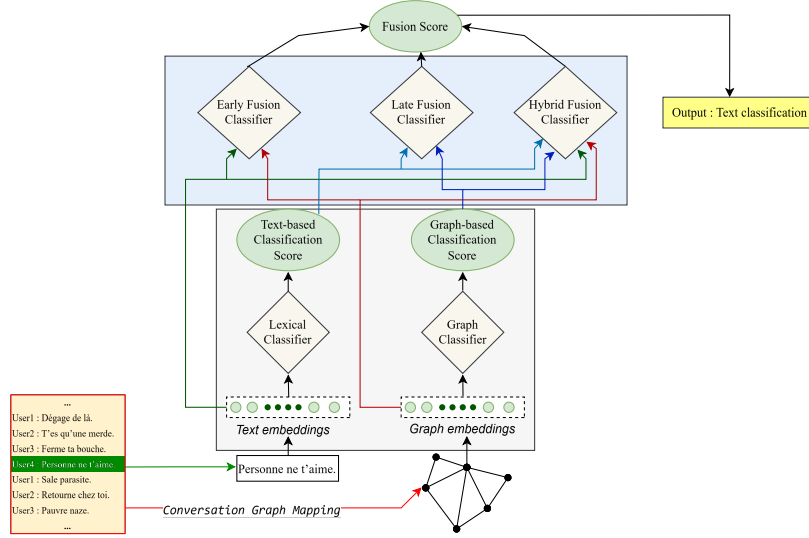
Multi-party settings expose limitations of binary, message-isolated toxicity detection. We therefore introduce two evaluation tasks tailored to discourse and roles:

- **Bullying Behavior Analysis (BBA):** Classifies each message as cyberbullying (CBB) or not (NO-CBB), based on predefined discursive roles and their associated intent. The role taxonomy follows prior work [31]. Roles such as attack, gaslighting, and instigating/abetting are labeled CBB, while empathy, counterspeech, conflict resolution, and defend are NO-CBB. This task explicitly separates abusive behavior from reactive or supportive messages, addressing a key limitation of binary hate detection.
- **Bullying Peer Group Identification (BPI):** Assigns each participant to one of four active social roles: victim, victim support, bully, and bully support. The role taxonomy follows prior work [31]. The neutral conciliator role is excluded. Unlike binary classification tasks, BPI captures the peer-group nature of bullying by modeling power asymmetries and affiliations within multi-party interactions.

### 3.2 Modeling Conversations

This section outlines the representation learning methods employed to tackle the three core tasks: abuse detection (ABD), BBA, and BPI. ABD is framed as a binary classification task that determines

<sup>1</sup><https://anonymous.4open.science/r/CyberAgression-Large-C71C>



**Figure 2: Illustration of the three fusion strategies. Two independent embedding methods produce vector representations used by unimodal classifiers. The fusion phase introduces three classifiers—early, late, and hybrid—each integrating information differently (see main text).**

whether a message contains abusive content, independent of the sender’s role or conversational context [31]. To address these tasks, we benchmark a diverse set of text-based, graph-based, and fusion-based models.

**Lexical embeddings.** To encode the semantic content of individual messages, we use six large language models. These include general-purpose systems—Gemini [29], mBERT [19], GPT [36]—and French-specific models: CamemBERT [30], FlauBERT [28], and CamemBERTa [4]. Each model produces contextualized token embeddings, which are aggregated into a global message-level representation. Importantly, messages are encoded independently: no conversational history is aggregated, ensuring that the representation reflects only the local semantics of the message under analysis.

**Graph embeddings.** To capture conversational structure, we construct directed interaction graphs around each target message. A context window defines the set of surrounding messages, and a sliding window identifies potential recipients. Nodes represent participants, while edges encode message exchanges with attributes for polarity (positive/negative), weight (frequency), and direction (reply flow). We evaluate both node-level and whole-graph embeddings. WD-SGCN emphasizes high-weighted incoming connections, while FGSD and GraphWave capture global structural signatures. WalkLets and Node2Vec rely on random-walk strategies to model topological similarity, though they ignore polarity and weight information. SG2V and its weighted variant WD-SG2V extend this idea by incorporating signed edges, thereby encoding positive and negative interactions. Finally, NGNN merges subgraph representations to capture higher-order structural patterns. Together, these methods differ in how they exploit graph attributes such as directionality, polarity, and weight, offering complementary perspectives on conversational structure.

**Fusion strategies.** To integrate linguistic and structural signals, we implement three strategies, illustrated in Figure 2. Each builds

on representations and classifiers trained separately on text and graph modalities [6]. In *early fusion*, embeddings from both modalities are concatenated into a unified feature vector for training a new classifier (e.g., SVM), allowing joint learning at the representation level and direct interaction between lexical and structural features. In *late fusion*, prediction scores from unimodal classifiers are fed into a meta-classifier, which combines their outputs and is particularly effective for integrating heterogeneous or noisy signals. Finally, *hybrid fusion* leverages both embedding-level and score-level information, enabling the final classifier to exploit fine-grained features as well as high-level decision patterns, thereby enhancing robustness and adaptability.

## 4 Experimental Setup

This section presents the dataset used to evaluate the three ASB tasks, the graph construction process, the evaluation protocol, and implementation details. Our study addresses two research questions:

- **RQ1:** How do different representation learning modalities (lexical, structural, and fusion-based) perform across the three ASB tasks (ABD, BBA, and BPI)?
- **RQ2:** To what extent do multimodal fusion strategies (early, late, and hybrid) improve the modeling of abusive dynamics and participant roles in multi-party conversations compared to unimodal modalities?

Our experiments use the *CyberAggressionAdo-Large* dataset<sup>2</sup>, an open-access resource of 36 French multi-party conversations collected in educational settings through structured role-playing games. The dataset simulates realistic scenarios of cyber aggression among

<sup>2</sup>Publicly available at: <https://anonymous.4open.science/r/CyberAggression-Large-C71C>

adolescents in private chat environments, with participants engaging in behaviors ranging from teasing to overt verbal abuse. Each message is annotated for multiple tasks and enriched with metadata such as discursive roles and conversational context. The corpus covers four sensitive topics and six annotation layers, enabling multi-level analyses. Summary statistics of messages and graphs are reported in Table 1.

To model conversational structure, we construct interaction graphs centered on a *target message* (the message to be classified). Graphs are directed and weighted, following the network extraction methodology of [8]. Nodes represent participants, and edges encode co-occurrence of messages within a fixed-size sliding window of 21 surrounding messages. On average, graph sizes are reported in Table 1 ( $\approx 48$  vertices on average). We refer to that table for the exact range. Polarity is derived from sentiment annotations: messages labeled as positive, negative, or neutral are mapped to signed edges, with neutral treated as positive for experimental purposes. Because polarity is annotation-based rather than predicted, graph structures are inherently language-agnostic. For graph-level models, the full graph is used; for node-level models, only the embedding of the target author node is retained.

For evaluation, the dataset is split into 70% training and 30% testing using stratified sampling to preserve class distributions. All models are assessed with 5-fold cross-validation, and performance is reported using the weighted F1-score, with standard deviation across folds to measure stability. Detailed class distributions are provided in Appendix B.

As introduced in Section 3.2, we benchmark six lexical and eight graph-based representation learning methods. We also evaluate fusion strategies that combine top-performing lexical models (CamemBERTa, Gemini, and mBERT) with graph embeddings. All representations are classified using Support Vector Machines (SVM) implemented with cuML and scikit-learn. Experiments were conducted on a machine with an Intel®Core™i7-1065G7 3.5 GHz CPU and an Nvidia A100 GPU. Hyperparameter settings are provided in Appendix C.

Finally, the conversation-oriented nature of our dataset and methods limits direct comparison with existing ASB detection tools. Most prior approaches rely on proprietary conversational datasets, which prevents reproducibility [10], while publicly available resources are typically message-level and lack the multi-turn structure required here. Applying such datasets would discard conversational context, leading to incomplete comparisons. Furthermore, most existing tools are trained on English corpora, which hinders their portability to French, as previously noted in the literature [7].

## 4.1 Performance Evaluation

To address RQ1 and RQ2, we evaluate all representation learning methods on the *CyberAgressionAdo-Large* dataset. Table 2 reports the top-performing models, while the full set of results is available in the KIDOS project repository<sup>3</sup>.

For RQ1, clear differences emerge between lexical and graph-based encoders. Among lexical models, CamemBERT yields the strongest overall performance ( $0.697 \pm 0.01$  on ABD,  $0.587 \pm 0.02$  on BBA), closely

followed by Gemini004 with slightly better results on BBA ( $0.608 \pm 0.02$ ). By contrast, CamemBERTa and Gemini001 consistently lag behind. Yet across all lexical models, performance on BPI remains modest ( $0.255\text{--}0.283$ ), underscoring a fundamental limitation of content-only features: while effective for recognizing abusive language and intent, they fail to capture relational dynamics that define peer-group interactions.

Graph embeddings reveal the opposite pattern. WD-SGCN, which integrates direction, polarity, and edge weights, achieves the highest BPI score among unimodal models ( $0.296 \pm 0.01$ ), highlighting the importance of modeling signed and weighted interactions for role attribution. In contrast, approaches neglecting edge semantics—such as Node2Vec, SG2V, or GraphWave—underperform substantially on BPI ( $\leq 0.237$ ). Interestingly, models like FGSD and NGNN yield balanced but unremarkable results, suggesting some sensitivity to structural patterns but insufficient discriminatory power for complex role-based reasoning. Taken together, these results suggest that lexical models specialize in surface-level abuse detection, while graph-based methods are better suited for socially grounded classification, particularly when capturing implicit roles and alignments.

For RQ2, multimodal fusion consistently outperforms unimodal baselines, though task-specific strengths emerge across strategies.

**Early fusion**, which concatenates lexical and structural embeddings, proves most effective for BPI. The combination mBERT + SG2V achieves the overall best BPI score ( $0.301 \pm 0.01$ ), while Gemini004 + GraphWave ( $0.299 \pm 0.02$ ) and Gemini004 + FGSD ( $0.297 \pm 0.03$ ) also perform strongly. These results suggest that when peer-group identification requires fine-grained integration of semantic and relational cues, representation-level fusion is the most advantageous.

**Late fusion**, which ensembles predictions from unimodal classifiers, delivers the highest scores on ABD and BBA. Notably, mBERT + WD-SGCN achieves the top ABD result overall ( $0.718 \pm 0.02$ ), while Gemini001 + WalkLets dominates BBA ( $0.625 \pm 0.01$ ). Although slightly weaker on BPI ( $\leq 0.291$ ), late fusion provides the strongest and most balanced improvements on content- and behavior-oriented tasks, indicating that decision-level integration leverages modality-specific strengths without overfitting to noisy cues. While mBERT + WD-SGCN delivers the *best overall* trade-off across tasks (top ABD and competitive BBA/BPI), the top BPI score is obtained by an early-fusion model (mBERT + SG2V, 0.301). We therefore distinguish per-task bests from the overall best compromise.

**Hybrid fusion**, which combines embeddings with prediction scores, does not reach the top F1-scores but yields consistently stable performance. For instance, mBERT + NGNN achieves  $0.707 \pm 0.02$  on ABD,  $0.613 \pm 0.01$  on BBA, and  $0.286 \pm 0.00$  on BPI. The relatively low variance across folds suggests stronger robustness and adaptability—an important property in real-world applications where conversational dynamics and abuse strategies are highly variable.

Overall, lexical models perform best on content-oriented tasks (ABD, BBA), while graph-based encoders show relative advantages on socially grounded reasoning, particularly in BPI, where modeling interaction structure is essential. Yet absolute performance on BPI remains modest across models, reflecting the difficulty of this four-class, highly imbalanced task and pointing to the need for richer approaches to capture peer-group dynamics. Fusion strategies consistently outperform unimodal baselines, with early fusion proving most effective for relational inference, late fusion excelling

<sup>3</sup>[https://drive.google.com/drive/folders/1f21Pd1h-VDQAH4hK\\_billMvp4bUves\\_C?usp=sharing](https://drive.google.com/drive/folders/1f21Pd1h-VDQAH4hK_billMvp4bUves_C?usp=sharing)

**Table 1: Statistics describing the messages (top part) and graphs (bottom part) of our dataset. Symbol  $\pm$  denotes the standard deviation.**

	Average	Minimum	Maximum
<i>Messages</i>			
Number of words per message	$7.22 \pm 5.06$	1	94
Number of characters per message	$35.73 \pm 25.72$	1	509
Number of messages per conversation	$86.62 \pm 50.09$	42	375
<i>Graphs</i>			
Number of vertices per graph	$47.8 \pm 20.3$	2	214
Graph density	$0.54 \pm 0.15$	0.12	1.00
Number of negative edges per graph	$189.7 \pm 38.4$	3	1,800
Number of positive edges per graph	$272.3 \pm 45.7$	5	2,500

at content-driven detection, and hybrid fusion offering robust generalization. Taken together, these results underscore the complementary strengths of lexical and structural cues and highlight the necessity of their integration to model the nuanced and evolving dynamics of abusive behavior in multi-party online conversations.

## 4.2 Error Analysis

To deepen our understanding of how different representation learning strategies handle abusive dynamics, we conducted a systematic error analysis across the three classification tasks. Our goal was to evaluate not only overall accuracy but also each model’s capacity to capture participant roles, pragmatic cues, and evolving discourse structures in multi-party conversations.

All misclassification counts in Table 3 are aggregated over the five test splits in our cross-validation. For each model, we collect the misclassified instances from the test set of every split and sum them to obtain the total per class. The reported values therefore reflect cumulative errors across all folds, not results from a single split.

*RQ1 : Modality-wise performance across ABD, BBA, and BPI.*

**ABD.** Table 3 shows that text-based models misclassify a substantial portion of *Abusive* messages (e.g., Gemini004: 22.45% / 229). In contrast, graph-based models yield higher error rates for both *Abusive* messages (up to 37.65% / 384) and *Non-abusive* cases (FGSD: 49.68% / 312), indicating a systematic over-detection bias.

Misclassified instances often involve implicit aggression, sarcasm, or connotative tone—features that are not structurally salient. For example, the message “*elle est bonne la meuf*” (EN: “*That girl is hot*”), labeled as abusive for its objectifying tone, was missed by GraphWave but correctly identified by Gemini004, highlighting that lexical cues remain critical for capturing implicit forms of abuse.

**BBA.** Both text and fusion models accumulate high error rates on the *Bullying* label (43–46% misclassified, Table 3), showing persistent difficulty in distinguishing bullying from non-bullying when cues are indirect. Graph-based models distribute errors more evenly but still misclassify about one third of both classes. For instance, the message “*c’est toi qui commence a chercher les gens*” (EN: “*You’re the one who starts provoking people*”) was misclassified as No-CBB by GraphWave, while Gemini004 correctly inferred the accusatory stance, illustrating the lexical vs. structural contrast.

**BPI.** Errors are not uniform across roles. *Victim Support* is systematically the most misclassified (CamemBERT: 24.65% / 211, GraphWave: 23.83% / 204, FGSD: 27.57% / 236). In contrast, explicit aggressor roles (*Bully*, *Bully Support*) show lower error shares ( $\approx 15$ –22%), suggesting they are easier to detect. Example: the message “*tu fais le mec intelligent pour impressionner les autres*” (EN: “*You’re pretending to be smart to impress others*”) was correctly flagged as aggressive by Gemini004 but missed by GraphWave, confirming that subtle antagonism requires lexical sensitivity.

Across modalities, the hardest cases are implicit abuse (ABD, BBA) and ambiguous supportive roles (BPI). Graph encoders over-predict abuse, while text encoders miss subtler aggression.

*RQ2 : Impact of fusion strategies on modeling abuse and roles.*

**ABD.** Fusion reduces misclassifications on the *Abusive* class (down to 19.12% / 195) compared to 22–38% with single modalities. However, this comes at the cost of slightly more false positives on *Non-abusive* samples ( $\approx 45$ % vs. 28% for mBERT alone).

**BBA.** Fusion decreases errors on *Non-bullying* (35.49% / 345 vs. 37–42% with single models), but errors on *Bullying* remain high ( $\approx 40$ –46%), indicating that the main source of confusion persists.

**BPI.** Fusion particularly reduces errors on aggressor roles. *Bully* misclassifications drop from 22.49% (159, text) to 18.00% (126, fusion), and *Bully Support* from 22.21% (157) to 17.14% (120). At the same time, *Victim* and *Victim Support* errors increase, reflecting a redistribution of mistakes rather than a global reduction.

**Summary.** Fusion strategies shift rather than eliminate errors. They reduce false negatives for aggressor roles (ABD *Abusive*, BPI *Bully*) but increase confusion for neutral or supportive roles. This pattern highlights complementary error profiles between text and graph modalities and underscores the need for adaptive fusion mechanisms sensitive to role dynamics and pragmatic subtleties.

## 5 Conclusion and Future directions

This paper presents representation learning methods for detecting hate speech in multi-party dialogues and introduces two new evaluation tasks: Bullying Behavior Analysis (BBA) and Bullying Peer Group Identification (BPI). These tasks provide a more granular understanding of how aggressive behaviors emerge and evolve within multi-participant conversations. We benchmark a broad

**Table 2: Average weighted F-scores (mean  $\pm$  std. from 5-fold cross-validation) with SVM classifier. Bold marks the best score per task; The row of best overall model is highlighted. Results from other classifiers are in Appendix C.**

Embedding Type	Dimension	ABD	BBA	BPI
<b>Lexical embedding</b>				
Gemini004	1024	0.676 $\pm$ 0.02	0.608 $\pm$ 0.02	0.283 $\pm$ 0.02
CamemBERT	768	0.697 $\pm$ 0.01	0.587 $\pm$ 0.02	0.279 $\pm$ 0.02
CamemBERTa	768	0.660 $\pm$ 0.01	0.590 $\pm$ 0.01	0.255 $\pm$ 0.01
Gemini001	768	0.656 $\pm$ 0.01	0.572 $\pm$ 0.02	0.267 $\pm$ 0.02
<b>Graph embedding</b>				
WD-SGCN	128	0.566 $\pm$ 0.02	0.479 $\pm$ 0.03	0.296 $\pm$ 0.01
FGSD	200	0.529 $\pm$ 0.00	0.533 $\pm$ 0.00	0.236 $\pm$ 0.02
WalkLets	32	0.488 $\pm$ 0.00	0.516 $\pm$ 0.02	0.237 $\pm$ 0.00
WD-SG2V	128	0.507 $\pm$ 0.00	0.475 $\pm$ 0.02	0.211 $\pm$ 0.00
NGNN	64	0.483 $\pm$ 0.01	0.529 $\pm$ 0.01	0.178 $\pm$ 0.01
SG2V	128	0.481 $\pm$ 0.00	0.444 $\pm$ 0.01	0.231 $\pm$ 0.00
Node2Vec	128	0.467 $\pm$ 0.00	0.465 $\pm$ 0.02	0.224 $\pm$ 0.01
GraphWave	200	0.473 $\pm$ 0.00	0.438 $\pm$ 0.00	0.237 $\pm$ 0.02
<b>Fusion embedding</b>				
<b>Early Fusion</b>				
Gemini004 + GraphWave	1152	0.684 $\pm$ 0.02	0.616 $\pm$ 0.01	0.299 $\pm$ 0.02
mBERT + SG2V	896	0.703 $\pm$ 0.01	0.590 $\pm$ 0.02	<b>0.301<math>\pm</math>0.01</b>
Gemini004 + FGSD	776	0.674 $\pm$ 0.01	0.617 $\pm$ 0.01	0.297 $\pm$ 0.03
<b>Late Fusion</b>				
Gemini004 + WD-SG2V	1152	0.715 $\pm$ 0.02	0.616 $\pm$ 0.03	0.284 $\pm$ 0.00
Gemini001 + WalkLets	1032	0.697 $\pm$ 0.02	<b>0.625<math>\pm</math>0.01</b>	0.291 $\pm$ 0.00
mBERT + WD-SGCN	776	<b>0.718<math>\pm</math>0.02</b>	0.606 $\pm$ 0.01	0.286 $\pm$ 0.00
<b>Hybrid Fusion</b>				
mBERT + NGNN	1032	0.707 $\pm$ 0.02	0.613 $\pm$ 0.01	0.286 $\pm$ 0.00
Gemini004 + Node2Vec	896	0.696 $\pm$ 0.02	0.617 $\pm$ 0.03	0.277 $\pm$ 0.00
CamemBERTa + WD-SGCN	776	0.698 $\pm$ 0.01	0.604 $\pm$ 0.02	0.267 $\pm$ 0.00

**Table 3: Misclassified instance counts and percentages per label across tasks and models. Models are grouped by representation type: Text, Graph, and Fusion.**

Task	Label	Text Models			Graph Models			Fusion Models			
		Gemini004	CamemBERT	mBERT	GraphWave	SG2V	FGSD	Gemini004 + GW	CamemBERT + SG2V	mBERT + SG2V	Gemini004 + FGSD
ABD	Non-abusive	47.45% (298)	47.77% (300)	28.57% (104)	40.13% (252)	40.76% (256)	49.68% (312)	47.45% (298)	45.38% (285)	45.38% (285)	49.68% (312)
	Abusive	22.45% (229)	18.53% (189)	34.60% (91)	37.65% (384)	36.47% (372)	21.08% (215)	20.98% (214)	19.12% (195)	19.12% (195)	21.08% (215)
BBA	Non-bullying	37.14% (361)	39.40% (383)	30.32% (67)	42.80% (416)	42.39% (412)	37.45% (364)	35.49% (345)	37.96% (369)	37.96% (369)	37.45% (364)
	Bullying	42.75% (289)	44.67% (302)	33.70% (92)	32.54% (220)	31.95% (216)	40.09% (271)	43.05% (291)	45.86% (310)	45.86% (310)	40.09% (271)
BPI	Victim	25.70% (165)	25.46% (180)	25.46% (180)	25.79% (164)	25.63% (162)	25.83% (202)	25.70% (165)	29.86% (209)	29.86% (209)	28.63% (201)
	Victim Support	32.55% (209)	29.84% (211)	29.84% (211)	32.08% (204)	31.96% (202)	30.18% (236)	32.55% (209)	35.00% (245)	35.00% (245)	33.76% (237)
	Bully	21.03% (135)	22.49% (159)	22.49% (159)	21.23% (135)	21.36% (135)	22.12% (173)	21.03% (135)	18.00% (126)	18.00% (126)	19.09% (134)
	Bully Support	20.72% (133)	22.21% (157)	22.21% (157)	20.91% (133)	21.04% (133)	21.87% (171)	20.72% (133)	17.14% (120)	17.14% (120)	18.52% (130)

spectrum of lexical and graph-based embedding models and assess fusion strategies that combine linguistic content with structural interaction patterns. Results show that multimodal approaches consistently outperform unimodal baselines—particularly on socially complex tasks like BPI, where understanding implicit roles and interactional dynamics is crucial. Lexical models excel in tasks driven by explicit textual cues (ABD, BBA), while graph-based models are better suited to relational inference. Fusion strategies, especially early fusion, capitalize on the complementary strengths of both

modalities, yielding the most robust and context-aware representations for abuse detection.

In future work, more integrated representation learning could be explored by jointly encoding lexical and structural features within a unified model, rather than learning them separately. Additionally, while our experiments rely on structured role-play data for ethical and practical reasons, validating models on real-world conversations across different platforms and demographics will be critical for assessing generalizability. Incorporating richer context, such as temporal dynamics, user-level features, and conversational history,

may further enhance the detection of subtle or evolving aggression patterns.

## 6 Limitations

While our evaluation is based on *simulated* cyber aggression data generated through controlled role-play, this method has been shown to produce more naturalistic language than interviews, questionnaires, human-machine interactions, or reconstructed threads [41]. However, as with any simulated resource, there may be differences from spontaneous online conversations, particularly in tone, fluency, or conversational dynamics. Moreover, cultural and linguistic features specific to French-speaking adolescents may shape language use and social behaviors, potentially limiting the generalizability of our findings. Future work should validate the models on naturally occurring data across more diverse linguistic and cultural settings to ensure cross-context robustness.

Furthermore, while our tasks span both binary (e.g., ABD, BBA) and multi-class (e.g., BPI) classification, mapping complex social behaviors to fixed labels can obscure key contextual nuances. For instance, teasing among peers or reactive aggression may be misclassified without considering interpersonal dynamics or conversation history [16]. Additionally, our use of undersampling to mitigate class imbalance ensures balanced training but may distort the natural prevalence of abusive behaviors, which are typically rare in real-world settings. Future work should explore alternative approaches—such as oversampling, cost-sensitive learning, or data augmentation—to enhance model robustness and better reflect realistic distributions.

An additional limitation lies in the current binary design of signed conversational graphs, which model only positive and negative interactions between participants. While effective in capturing antagonistic or affiliative dynamics, this dichotomy overlooks the prevalence and pragmatic significance of neutral exchanges—such as factual statements, inquiries, or disengaged responses—that play a crucial role in structuring online conversations [32]. Our current experiments map neutral messages to positive edges for simplification, which may conflate passive or ambiguous behavior with active support. Future work should incorporate a third edge type to explicitly represent neutral interactions, thereby enhancing the expressiveness of conversational graphs and enabling a more nuanced modeling of participant roles, pragmatic stance, and socio-discursive functions in cyber aggression.

## 7 Ethical Considerations

Despite its benefits, role-play data may still expose both participants and annotators to emotionally charged or distressing situations. To mitigate these risks, we selected this dataset specifically because it was created following a strict experimental protocol for participants and adhered to established ethical and procedural standards for annotation. During data collection, all student participants under the age of 18 provided informed parental consent, and each school's administration and ethics board approved the study. Psychological support was available throughout, and students participated in dedicated debriefing sessions focused on cyberbullying awareness and digital safety [35]. Importantly, no student was asked to play

the role of a victim, and all sessions were conducted under the supervision of trained researchers ready to intervene if necessary.

The annotation process was similarly designed to minimize emotional burden and ensure labeling consistency, following best practices recommended in [43, 26]. Annotators followed a structured training protocol that included reviewing detailed task guidelines and public definitions of antisocial behaviors, studying annotated examples—including edge cases such as implicit abuse or sarcasm—participating in trial labeling sessions with feedback, and engaging in regular calibration meetings to resolve disagreements and align interpretations. Institutional oversight, content warnings, and limited exposure protocols were also implemented to safeguard annotator well-being throughout the process; further details can be found in [34].

From a modeling perspective, inferring behavioral roles and intentions raises ethical and epistemological concerns, as assigned labels often rely on subjective interpretation and lack objective ground truth—even though the conversations in this dataset were collected through scenario-based role-play. Supporting subjectivity in NLP annotation is essential, as it allows models to reflect and explain the diverse perspectives of real individuals. In this context, the dataset provides annotations from three independent annotators, opening the door to perspectivist approaches [5] that embrace disagreement and model a plurality of viewpoints.

Importantly, our goal is to benchmark representation learning strategies, not to propose automated moderation tools. Any real-world deployment must adopt a human-in-the-loop approach, remain transparent about its assumptions, and continuously validate model outputs against sociocultural norms. ASB detection should support—not replace—educators, moderators, or mental health professionals. Finally, care must be taken not to stigmatize youth behavior or overinterpret linguistic features without attention to context, intent, and interpersonal dynamics.

## References

- [1] Asma A Alhashmi, Anil Kumar KM, Aws Abu Eid, Wahida Ali Mansouri, Salwa Othmen, Achraf B Miled, and Abdulbasit A Darem. 2023. Taxonomy of cyberbullying: an exploration of the digital menace. *Journal of Intelligent Systems and Applied Data Science*, 1, 2.
- [2] Fatimah Alkomah and Xiaogang Ma. 2022. A literature review of textual hate speech detection methods and datasets. *Inf.*, 13, 6, 273. doi:10.3390/INFO13060273.
- [3] Ahlam Alrehili. 2019. Automatic hate speech detection on social media: A brief survey. In *16th IEEE/ACS International Conference on Computer Systems and Applications, AICCSA 2019, Abu Dhabi, UAE, November 3-7, 2019*. IEEE Computer Society, 1–6. doi:10.1109/AICCSA47632.2019.9035228.
- [4] Wissam Antoun, Francis Kulumba, Rian Touchent, Éric de la Clergerie, Benoît Sagot, and Djamé Seddah. 2024. Camembert 2.0: a smarter french language model aged to perfection. *CoRR*, abs/2411.08868. arXiv: 2411.08868. doi:10.48550/ARXIV.2411.08868.
- [5] Federico Cabitza, Andrea Campagner, and Valerio Basile. 2023. Toward a perspectivist turn in ground truthing for predictive computing. In *Thirty-Seventh AAAI Conference on Artificial Intelligence, AAAI 2023, Thirty-Fifth Conference on Innovative Applications of Artificial Intelligence, IAAI 2023, Thirteenth Symposium on Educational Advances in Artificial Intelligence, EAAI 2023, Washington, DC, USA, February 7-14, 2023*. Brian Williams, Yiling Chen, and Jennifer Neville, (Eds.) AAAI Press, 6860–6868. doi:10.1609/AAAI.V37I6.25840.
- [6] Noé Cecillon. 2024. *Combining Graph and Text to Model Conversations: An Application to Online Abuse Detection. (Combinaison des graphes et du texte pour la modélisation de conversations: Application à la détection d'abus en ligne)*. Ph.D. Dissertation. Avignon University, France. <https://tel.archives-ouvertes.fr/tel-04441308>.



- [7] Noé Cecillon, Vincent Labatut, and Richard Dufour. 2025. Conversation-based multimodal abuse detection through text and graph embeddings. *Computing*, 107, 5, 124. doi:10.1007/S00607-025-01463-6.
- [8] Noé Cecillon, Vincent Labatut, Richard Dufour, and Nejat Arinik. 2024. Whole-graph representation learning for the classification of signed networks. *IEEE Access*, 12, 151303–151316. doi:10.1109/ACCESS.2024.3472474.
- [9] Noé Cecillon, Vincent Labatut, Richard Dufour, and Georges Linarès. 2021. Graph embeddings for abusive language detection. *SN Comput. Sci.*, 2, 1, 37. doi:10.1007/S42979-020-00413-7.
- [10] Noé Cecillon, Vincent Labatut, Richard Dufour, and Georges Linarès. 2020. WAC: A corpus of wikipedia conversations for online abuse detection. In *Proceedings of The 12th Language Resources and Evaluation Conference, LREC 2020, Marseille, France, May 11-16, 2020*. Nicoletta Calzolari et al., (Eds.) European Language Resources Association, 1382–1390. <https://aclanthology.org/2020.lrec-1.173/>.
- [11] Junyang Chen, Zhiguo Gong, Wei Wang, Cong Wang, Zhenghua Xu, Jianming Lv, Xueliang Li, Kaishun Wu, and Weiwen Liu. 2022. Adversarial caching training: unsupervised inductive network representation learning on large-scale graphs. *IEEE Trans. Neural Networks Learn. Syst.*, 33, 12, 7079–7090. doi:10.1109/TNNLS.2021.3084195.
- [12] Justin Cheng, Michael Bernstein, Cristian Danescu-Niculescu-Mizil, and Jure Leskovec. 2017. Anyone can become a troll: causes of trolling behavior in online discussions. In *Proceedings of the 2017 ACM Conference on Computer Supported Cooperative Work and Social Computing (CSCW '17)*. Association for Computing Machinery, Portland, Oregon, USA, 1217–1230. ISBN: 9781450343350. doi:10.1145/2998181.2998213.
- [13] Justin Cheng, Michael S. Bernstein, Cristian Danescu-Niculescu-Mizil, and Jure Leskovec. 2017. Anyone can become a troll: causes of trolling behavior in online discussions. In *Proceedings of the 2017 ACM Conference on Computer Supported Cooperative Work and Social Computing, CSCW 2017, Portland, OR, USA, February 25 - March 1, 2017*. Charlotte P. Lee, Steven E. Poltrock, Louise Barkhuus, Marcos Borges, and Wendy A. Kellogg, (Eds.) ACM, 1217–1230. doi:10.1145/2998181.2998213.
- [14] Arijit Ghosh Chowdhury, Ramit Sawhney, Rajiv Ratn Shah, and Debanjan Mahata. 2019. #youtoo? detection of personal recollections of sexual harassment on social media. In *Proceedings of the 57th Annual Meeting of the Association for Computational Linguistics (ACL 2019)*. Anna Korhonen, David R. Traum, and Lluís Màrquez, (Eds.) Association for Computational Linguistics, Florence, Italy, 2527–2537. doi:10.18653/v1/P19-1241.
- [15] Matteo Cinelli, Gianmarco De Francisci Morales, Alessandro Galeazzi, Walter Quattrociocchi, and Michele Starnini. 2021. The echo chamber effect on social media. *Proc. Natl. Acad. Sci. USA*, 118, 9, e2023301118. doi:10.1073/PNAS.2023301118.
- [16] Helen Cowie. 2014. Understanding the role of bystanders and peer support in school bullying. *International journal of emotional education*, 6, 1, 26–32.
- [17] Amanda Cercas Curry, Gavin Abercrombie, and Verena Rieser. 2021. Conva-base: data, analysis, and benchmarks for nuanced detection in conversational AI. In *Proceedings of the 2021 Conference on Empirical Methods in Natural Language Processing, EMNLP 2021, Virtual Event / Punta Cana, Dominican Republic, 7-11 November, 2021*. Marie-Francine Moens, Xuanjing Huang, Lucia Specia, and Scott Wen-tau Yih, (Eds.) Association for Computational Linguistics, 7388–7403. doi:10.18653/V1/2021.EMNLP-MAIN.587.
- [18] Tyler Derr, Yao Ma, and Jiliang Tang. 2018. Signed graph convolutional networks. In *Proceedings of the 2018 IEEE International Conference on Data Mining (ICDM)*. IEEE, 929–934. doi:10.1109/ICDM.2018.00113.
- [19] Jacob Devlin, Ming-Wei Chang, Kenton Lee, and Kristina Toutanova. 2018. BERT: pre-training of deep bidirectional transformers for language understanding. *CoRR*, abs/1810.04805. <http://arxiv.org/abs/1810.04805> arXiv: 1810.04805.
- [20] Gabriele Etta, Emanuele Sangiorgio, Niccolò Di Marco, Michele Avallè, Antonio Scala, Matteo Cinelli, and Walter Quattrociocchi. 2022. Characterizing engagement dynamics across topics on facebook. *CoRR*, abs/2211.15988. arXiv: 2211.15988. doi:10.48550/ARXIV.2211.15988.
- [21] Ananya Ganesh, Martha Palmer, and Katharina Kann. 2023. A survey of challenges and methods in the computational modeling of multi-party dialog. In *Proceedings of the 5th Workshop on NLP for Conversational AI (NLP4ConvAI 2023)*. Yun-Nung Chen and Abhinav Rastogi, (Eds.) Association for Computational Linguistics, Toronto, Canada, (July 2023), 140–154. doi:10.18653/v1/2023.nlp4convai-1.12.
- [22] Jason Hannan. 2018. Trolling ourselves to death? social media and post-truth politics. *European Journal of Communication*, 33, 2, 214–226. eprint: <https://doi.org/10.1177/0267323118760323>. doi:10.1177/0267323118760323.
- [23] Junjie Huang, Huawei Shen, Liang Hou, and Xueqi Cheng. 2019. Signed graph attention networks. (2019). <https://arxiv.org/abs/1906.10958> arXiv: 1906.10958 [cs.LG].
- [24] Junjie Huang, Huawei Shen, Liang Hou, and Xueqi Cheng. 2019. Signed graph attention networks. In *Artificial Neural Networks and Machine Learning - ICANN 2019 - 28th International Conference on Artificial Neural Networks, Munich, Germany, September 17-19, 2019, Proceedings - Workshop and Special Sessions* (Lecture Notes in Computer Science). Igor V. Tetko, Vera Kurková, Pavel Karpov, and Fabian J. Theis, (Eds.) Vol. 11731. Springer, 566–577. doi:10.1007/978-3-030-30493-5\_53.
- [25] Juyeon Kim and Martin Ester. 2020. Side: representation learning in signed directed networks. In *Proceedings of the 2020 SIAM International Conference on Data Mining (SDM)*. SIAM, 162–170. doi:10.1137/1.9781611976236.20.
- [26] Hannah Kirk, Abeba Birhane, Bertie Vidgen, and Leon Derczynski. 2022. Handling and presenting harmful text in NLP research. In *Findings of the Association for Computational Linguistics: EMNLP 2022*. Yoav Goldberg, Zornitsa Kozareva, and Yue Zhang, (Eds.) Association for Computational Linguistics, Abu Dhabi, United Arab Emirates, 497–510. doi:10.18653/v1/2022.findings-emnlp.35.
- [27] Mohit Kumar et al. 2025. Exploring hate speech detection: challenges, resources, current research and future directions. *Multimedia Tools and Applications*, 1–37.
- [28] Hang Le et al. 2020. Flaubert: unsupervised language model pre-training for french. In *Proceedings of The 12th Language Resources and Evaluation Conference, LREC 2020, Marseille, France, May 11-16, 2020*. Nicoletta Calzolari et al., (Eds.) European Language Resources Association, 2479–2490. <https://aclanthology.org/2020.lrec-1.302/>.
- [29] Jinhyuk Lee et al. 2024. Gecko: versatile text embeddings distilled from large language models. *CoRR*, abs/2403.20327. arXiv: 2403.20327. doi:10.48550/ARXIV.2403.20327.
- [30] Louis Martin, Benjamin Muller, Pedro Javier Ortiz Suárez, Yoann Dupont, Laurent Romary, Éric de la Clergerie, Djamel Seddah, and Benoît Sagot. 2020. Camembert: a tasty french language model. In *Proceedings of the 58th Annual Meeting of the Association for Computational Linguistics, ACL 2020, Online, July 5-10, 2020*. Dan Jurafsky, Joyce Chai, Natalie Schluter, and Joel R. Tetreault, (Eds.) Association for Computational Linguistics, 7203–7219. doi:10.18653/V1/2020.ACL-MAIN.645.
- [31] Anaïs Ollagnier. 2024. Cyberagressionado-v2: leveraging pragmatic-level information to decipher online hate in french multiparty chats. In *Proceedings of the 2024 Joint International Conference on Computational Linguistics, Language Resources and Evaluation, LREC/COLING 2024, 20-25 May, 2024, Torino, Italy*. Nicoletta Calzolari, Min-Yen Kan, Véronique Hoste, Alessandro Lenzi, Sakriani Sakti, and Nianwen Xue, (Eds.) ELRA and ICCL, 4287–4298. <https://aclanthology.org/2024.lrec-main.383>.
- [32] Anaïs Ollagnier, Elena Cabrio, and Serena Villata. 2023. Harnessing bullying traces to enhance bullying participant role identification in multi-party chats. In *Proceedings of the Thirty-Sixth International Florida Artificial Intelligence Research Society Conference (FLAIRS 2023)*. Michael Franklin and Soon Ae Chun, (Eds.) Florida Online Journals, Clearwater Beach, FL, USA. doi:10.32473/FLAIRS.36.133191.
- [33] Anaïs Ollagnier, Elena Cabrio, and Serena Villata. 2023. Unsupervised fine-grained hate speech target community detection and characterisation on social media. *Soc. Netw. Anal. Min.*, 13, 1, 58. doi:10.1007/S13278-023-01061-4.
- [34] Anaïs Ollagnier, Elena Cabrio, Serena Villata, and Valerio Basile. 2024. CyberAgressionAdo -Large: French Multiparty Chat Dataset to Address Online Hate. *Revue TAL : traitement automatique des langues*, 65, 3, (Dec. 2024), 21–44. <https://hal.science/hal-05166938>.
- [35] Anaïs Ollagnier, Elena Cabrio, Serena Villata, and Catherine Blaya. 2022. Cyberagressionado-v1: a dataset of annotated online aggressions in french collected through a role-playing game. In *Proceedings of the Thirteenth Language Resources and Evaluation Conference, LREC 2022, Marseille, France, 20-25 June 2022*. Nicoletta Calzolari et al., (Eds.) European Language Resources Association, 867–875. <https://aclanthology.org/2022.lrec-1.91>.
- [36] OpenAI. 2023. Gpt-4 technical report. <https://openai.com/research/gpt-4>. Accessed: 2025-05-13. (2023).
- [37] Alessandro Quattrociocchi, Gabriele Etta, Michele Avallè, Matteo Cinelli, and Walter Quattrociocchi. 2022. Reliability of news and toxicity in twitter conversations. In *Social Informatics - 13th International Conference, SocInfo 2022, Glasgow, UK, October 19-21, 2022, Proceedings* (Lecture Notes in Computer Science). Frank Hopfgartner, Kokil Jaidka, Philipp Mayr, Joemon M. Jose, and Jan Breitsohl, (Eds.) Vol. 13618. Springer, 245–256. doi:10.1007/978-3-031-19097-1\_15.
- [38] Walter Quattrociocchi, Guido Caldarelli, and Antonio Scala. 2014. Opinion dynamics on interacting networks: media competition and social influence. *Scientific Reports*, 4, 4938. doi:10.1038/srep04938.
- [39] Martin Saveski, Brandon Roy, and Deb Roy. 2021. The structure of toxic conversations on twitter. In *WWW '21: The Web Conference 2021*. Jure Leskovec, Marko Grobelnik, Marc Najork, Jie Tang, and Leila Zia, (Eds.) ACM / IW3C2, Virtual Event / Ljubljana, Slovenia, 1086–1097. doi:10.1145/3442381.3449861.
- [40] Rachele Sprugnoli, Stefano Menini, Sara Tonelli, Filippo Oncini, and Enrico Piras. 2018. Creating a whatsapp dataset to study pre-teen cyberbullying. In *Proceedings of the 2nd Workshop on Abusive Language Online, ALW@EMNLP 2018, Brussels, Belgium, October 31, 2018*. Darja Fiser, Ruihong Huang, Vinodkumar Prabhakaran, Rob Voigt, Zeerak Waseem, and Jacqueline Wernimont, (Eds.) Association for Computational Linguistics, 51–59. doi:10.18653/V1/W18-5107.



- [41] Giao Quynh Tran. 2006. The naturalized role-play: an innovative methodology in cross-cultural and interlanguage pragmatics research. *Reflections on English Language Teaching*, 5, 2, 1–24.
- [42] Michela Del Vicario, Gianna Vivaldo, Alessandro Bessi, Fabiana Zollo, Antonio Scala, Guido Caldarelli, and Walter Quattrociocchi. 2016. Echo chambers: emotional contagion and group polarization on facebook. *CoRR*, abs/1607.01032. <http://arxiv.org/abs/1607.01032> arXiv: 1607.01032.
- [43] Bertie Vidgen, Alex Harris, Dong Nguyen, Rebekah Tromble, Scott Hale, and Helen Margetts. 2019. Challenges and frontiers in abusive content detection. In *Proceedings of the Third Workshop on Abusive Language Online*. Sarah T. Roberts, Joel Tetreault, Vinodkumar Prabhakaran, and Zeerak Waseem, (Eds.) Association for Computational Linguistics, Florence, Italy, (Aug. 2019), 80–93. doi:10.18653/v1/W19-3509.
- [44] Xiaojun Wang, Min Wang, Lifang Zhang, and Adam Jatowt. 2017. Signed network embedding: a learning framework based on structural balance theory. In *Proceedings of the 26th International Joint Conference on Artificial Intelligence (IJCAI)*. AAAI Press, 2730–2736. <https://www.ijcai.org/proceedings/2017/0383.pdf>.
- [45] Fei Wu, Xiao-Yuan Jing, Pengfei Wei, Chao Lan, Yimu Ji, Guo-Ping Jiang, and Qinghua Huang. 2022. Semi-supervised multi-view graph convolutional networks with application to webpage classification. *Inf. Sci.*, 591, 142–154. doi:10.1016/J.JINS.2022.01.013.

## A Conversation Translation

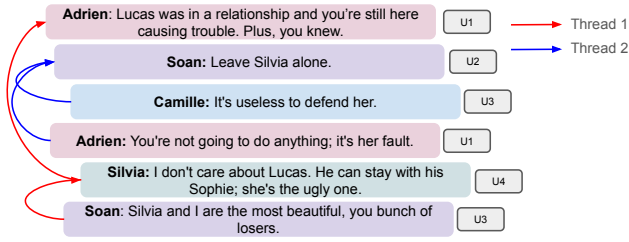


Figure 3: The translated version of Figure 1.

## B Dataset Distribution

For each dataset, we randomly sampled 70% of the exchanged messages for training and 30% for testing. To maintain consistency and readability, each binary classification scheme is represented using positive and negative classes. For the ABD task, the positive class consists of messages that perpetrate abusive behaviors, while the negative class includes non-abusive messages. For the BBA task, messages exhibiting cyberbullying behaviors are classified as negative, whereas messages that do not contain cyberbullying behaviors belong to the positive class. For the BPI task, each label represents a different role that participants play in cyberbullying interactions, as described in [35].

Table 4: Distribution of data splits across tasks.

Task	Label	Split 1		Split 2		Split 3		Split 4		Split 5	
		Tr	Te	Tr	Te	Tr	Te	Tr	Te	Tr	Te
ABD	Pos	445	204	445	204	444	204	445	204	445	204
	Neg	213	125	213	125	214	126	214	126	214	126
BBA	Pos	372	194	373	194	373	195	373	195	373	194
	Neg	286	135	285	135	285	135	286	135	286	136
BPI	Victim	121	44	122	44	122	44	122	44	121	44
	Victim Supp.	170	78	170	79	170	79	171	78	171	78
	Bully	154	62	154	62	154	62	153	63	153	63
	Bully Supp.	167	96	167	96	167	96	167	96	168	96

## C Model Detailed Evaluation

All models are trained using the same pipeline, with SVM hyperparameter configurations detailed in Table 5. A grid search is conducted over predefined parameter values, and each configuration is evaluated using 5-fold cross-validation. The optimal hyperparameters are selected based on the highest average weighted F-score. Detailed configurations and results are provided in the KIDOS project folder<sup>4</sup>.

Table 5: SVM hyperparameter grid. Bold values mark the best-performing parameters.

Parameter	Values
Kernel	{rbf, sigmoid, <b>poly</b> , linear}
C	{0.01, <b>0.1</b> , 1, 10, 100}
Gamma	{scale, auto, 0.001, <b>0.01</b> , 0.1, 1, 10}
Degree	{2, <b>3</b> , 4, 5}
Max Iterations	{100, 200, <b>500</b> }

<sup>4</sup>[https://drive.google.com/drive/folders/1f21Pd1h-VDQAH4hK\\_billMvp4bUves\\_C?usp=sharing](https://drive.google.com/drive/folders/1f21Pd1h-VDQAH4hK_billMvp4bUves_C?usp=sharing)