

The first positive position of a lattice random walk

Claude Godrèche and Jean-Marc Luck

Université Paris-Saclay, CNRS, CEA, Institut de Physique Théorique,
91191 Gif-sur-Yvette, France

Abstract. The distribution of the first positive position reached by a random walker starting at the origin is central to the analysis of extremes and records in one-dimensional random walks. In this work, we present a detailed and self-contained analytical study of this distribution for symmetric finite-range lattice walks, whose steps are drawn from a distribution supported on finitely many integers.

E-mail: `claude.godreche@ipht.fr, jean-marc.luck@ipht.fr`

1. Introduction

We consider a random walker on the one-dimensional lattice, whose integer position at discrete time n is given by

$$x_n = x_{n-1} + \eta_n. \quad (1.1)$$

The walker is launched from the origin ($x_0 = 0$). The steps η_n are independent, identically distributed (iid) integer random variables drawn from an even distribution supported on finitely many integers:

$$\mathbb{P}(\eta_n = k) = \rho_k \quad (k = -K, \dots, K), \quad (1.2)$$

with $\rho_k = \rho_{-k}$. The integer $K \geq 1$ is called the range of the step distribution. We assume that ρ_1 is non-zero, i.e., that steps with unit length are allowed. This hypothesis will allow us to discard non-generic behavior. The probability ρ_0 for the walker to stop at every time step may either be zero or not.

The main subject of this paper is the distribution of the first positive position of the walker, denoted by H . This distribution is fundamental for understanding the statistics of successive record positions, or ‘ladder heights’, in one-dimensional random walks[‡]. The present work is a direct continuation of our recent comprehensive investigation of the same quantity in continuous symmetric random walks [2]. The latter provides a detailed account of the subject, including its history, and sets key observables in perspective with one another. Most of the bibliographic references cited therein will not be repeated here.

In the present situation, namely symmetric finite-range lattice walks, the Wiener-Hopf equations governing the problem can be solved analytically, without having to resort to the general formalism. The essence of the method is to factorise the relevant analytic functions over their complex zeros and poles. This approach was put forward long ago by Wick [3] and Chandrasekhar [4] for Wiener-Hopf equations of the kind encountered in continuous random walks (see [5] for a review). In that setting, the method works whenever the step distribution is a finite superposition of decaying exponentials, so that its Laplace transform is a rational function. The possibility of applying a similar approach for finite-range lattice walks is mentioned in Feller’s book [6, Ch. XII]. The method has been rediscovered and given the name ‘algebraic trick’ in a study of the crossings of a biased simple random walker with a ballistic obstacle moving at rational velocity [7].

In continuity with the above, the case of general symmetric finite-range lattice walks is investigated in the present work, with the following setup. Section 2 presents a self-contained derivation of explicit expressions for all fundamental quantities of interest, including the distribution of the first positive position of the walker (section 2.5) and its moments (section 2.6). In section 3 we examine the simplest examples of walks whose range is either 1 or 2. The case of a discrete uniform step distribution with an arbitrary range K is then studied in section 4. A special emphasis is put on the regime where the range becomes large. The asymptotic expressions of various quantities are compared with their counterparts for continuous random walks with a symmetric uniform step length distribution. Section 5 contains a discussion in which analogies and differences between continuous and discrete walks are highlighted, and the findings of the present paper are set in perspective with those of earlier works [2, 8]. Finally, two appendices are devoted respectively to the detailed derivations of selected key results and to integer renewal processes.

[‡] See [1] for a review on records for random walks and Lévy flights.

2. Fundamental observables

In this section we present a self-contained derivation of general results concerning the fundamental quantities, valid for arbitrary step distributions of the form (1.2).

2.1. Preliminaries

The generating series of the step distribution,

$$\hat{\rho}(z) = \langle z^n \rangle = \sum_k \rho_k z^k = \frac{\rho_K}{z^K} + \dots + \rho_K z^K, \quad (2.1)$$

is a self-reciprocal (or palindromic[§]) Laurent polynomial in z , obeying $\hat{\rho}(1/z) = \hat{\rho}(z)$. The factorisation of the difference

$$\phi(z) = 1 - \hat{\rho}(z) \quad (2.2)$$

over its complex zeros plays a central role hereafter. We have

$$\phi(z) = -D(z-1)^2 + \dots \quad (2.3)$$

as $z \rightarrow 1$, where

$$D = \frac{\langle \eta^2 \rangle}{2} = \frac{1}{2} \sum_k k^2 \rho_k \quad (2.4)$$

is the diffusion coefficient of the walk. Besides the above double zero at $z = 1$, $\phi(z)$ has no other zero on the unit circle. Setting $z = e^{i\alpha}$, we have indeed

$$\phi(e^{i\alpha}) = \sum_k \rho_k (1 - \cos k\alpha) \geq 2\rho_1(1 - \cos \alpha). \quad (2.5)$$

The factorisation of the Laurent polynomial $\phi(z)$ therefore reads

$$\phi(z) = -\frac{\rho_K}{z^K} (z-1)^2 \prod_a (z + z_a)(z + 1/z_a) \quad (2.6)$$

$$= \rho_K (1-z)(1-1/z) \prod_a \frac{(z_a + z)(z_a + 1/z)}{z_a}. \quad (2.7)$$

The second form (2.7) makes the invariance under the change of z into $1/z$ manifest. Here and throughout the following, the label a runs over $1, \dots, K-1$. The $K-1$ complex numbers z_a are inside the unit circle, whereas their inverses $1/z_a$ are outside the unit circle. The zeros of $\phi(z)$ are therefore 1 (double), as well as $-z_a$ and $-1/z_a$. Henceforth, for the sake of brevity, we simply refer to the z_a as being ‘the zeros’. They come in complex conjugate pairs. For K even, there is also a real zero such that $0 < z_a < 1 < 1/z_a$. In generic circumstances, as the range K is increased, the zeros come closer to the unit circle and become more evenly spread. Plots of these zeros will be shown in section 4 (see figure 3) for discrete uniform step distributions.

The leitmotiv of the present approach is that all quantities of interest can be expressed as symmetric functions of the complex zeros z_a . A first example,

$$D = \rho_K \prod_a (1 + z_a)(1 + 1/z_a), \quad (2.8)$$

is obtained by comparing (2.3) and (2.7).

[§] The term palindromic refers to the fact that the sequence of coefficients reads the same forwards and backwards, just like a palindrome word such as *radar*.

2.2. Enhancement factor

The enhancement factor of the walk is defined by

$$\mathcal{E} = \exp\left(\frac{1}{2} \sum_{n \geq 1} \frac{1}{n} \mathbb{P}(x_n = 0)\right). \quad (2.9)$$

In the probabilistic literature, and especially in the classic books [6, 9], $1/\mathcal{E}^2$ is denoted by c , whereas D is denoted by $\sigma^2/2$. For a random walk with a continuous step distribution, $\mathbb{P}(x_n = 0)$ vanishes, and so $\mathcal{E} = 1$. If the step distribution is discrete, like e.g. for the lattice walks considered here, $\mathbb{P}(x_n = 0)$ may be non-zero, at least for some n , and so $\mathcal{E} \geq 1$. The enhancement factor \mathcal{E} therefore measures to what extent a given lattice walk is different from the class of continuous ones. This quantity enters the expressions of many observables. To take a characteristic example [10, 11], we recall that the mean maximum of a long random walk of n steps takes the universal asymptotic form

$$\langle M_n \rangle \approx 2\sqrt{\frac{Dn}{\pi}}, \quad (2.10)$$

depending only on the diffusion coefficient of the walk, whereas the mean number of records, or ‘ladder heights’, of the same walk grows as

$$\langle R_n \rangle \approx \frac{2}{\mathcal{E}} \sqrt{\frac{n}{\pi}}. \quad (2.11)$$

We have furthermore [10, 11]

$$M_n \approx \langle H \rangle R_n. \quad (2.12)$$

The ratio between the estimates (2.10) and (2.11) therefore reads $\langle H \rangle = \mathcal{E}\sqrt{D}$. This result (see [9, 10, 11, 12, 13]) is recovered in (2.58).

The enhancement factor can be evaluated as follows. From the definition (1.1) of the walk, we have $\langle z^{x_n} \rangle = \hat{\rho}(z)^n$, and therefore

$$\mathbb{P}(x_n = 0) = \oint \frac{dz}{2\pi iz} \hat{\rho}(z)^n, \quad (2.13)$$

where the integration contour is the unit circle. Equation (2.9) can thus be recast as

$$\mathcal{E} = \exp\left(-\frac{1}{2} \oint \frac{dz}{2\pi iz} \ln(1 - \hat{\rho}(z))\right). \quad (2.14)$$

The integral above can be evaluated using (2.7), together with the identity

$$\oint \frac{dz}{2\pi iz} \ln((y+z)(y+1/z)) = \int_0^{2\pi} \frac{d\alpha}{2\pi} \ln(1 + 2y \cos \alpha + y^2) = 0 \quad (2.15)$$

valid for complex y with $|y| \leq 1$. We thus obtain

$$\mathcal{E} = \left(\frac{1}{\rho_K} \prod_a z_a\right)^{1/2}. \quad (2.16)$$

Combining this with (2.8) yields

$$\mathcal{E}\sqrt{D} = \prod_a (1 + z_a). \quad (2.17)$$

Two remarks are in order. First, a similar but different factorisation scheme for finite-range lattice walks was proposed recently in a work on the survival probability

of random walks and Lévy flights [13]. Second, in full generality, ‘diluting’ a step distribution, i.e., introducing a non-zero probability ρ_0 for the walker to stop at every time step, alters the separate values of D and \mathcal{E} , but neither changes the product $\mathcal{E}\sqrt{D}$, nor most quantities to be introduced below, including the distribution of H , as should be.

2.3. Solution to the homogeneous Wiener–Hopf equation

Let us begin our study with a first fundamental quantity, namely the solution to the homogeneous Wiener–Hopf equation

$$G_k = \sum_{j \geq 0} \rho_{k-j} G_j, \quad (2.18)$$

normalised by the boundary condition $G_0 = 1$. In analogy with the continuous case [2], the preceding equation admits a unique solution, growing linearly with k . In the present setting, the corresponding generating series,

$$\hat{G}(z) = \sum_{k \geq 0} G_k z^k, \quad (2.19)$$

reads

$$\hat{G}(z) = \frac{1}{(1-z)^2 \prod_a (1+zz_a)}. \quad (2.20)$$

A detailed derivation of this formula is given in Appendix A.1.

The behaviour of G_k at large k is of special interest. Expanding (2.20) as $z \rightarrow 1$, using (2.17), as well as the identities

$$\sum_k z^k = \frac{1}{1-z}, \quad \sum_k k z^k = \frac{z}{(1-z)^2}, \quad (2.21)$$

we obtain

$$G_k \approx \frac{k + \ell}{\mathcal{E}\sqrt{D}}. \quad (2.22)$$

The additive constant ℓ , known as the extrapolation length, is given by

$$\ell = 1 + \sum_a \frac{z_a}{1+z_a}. \quad (2.23)$$

The corrections to the asymptotic formula (2.22) are exponentially small in k .

2.4. Survival probabilities

We proceed with the study of the survival probabilities

$$g_{n,k} = \mathbb{P}(x_0 \geq 0, x_1 \geq 0, \dots, x_n = k \geq 0), \quad (2.24)$$

defined for $n \geq 0$ and $k \geq 0$, and of their temporal sums

$$g_k = \sum_{n \geq 0} g_{n,k}. \quad (2.25)$$

Just as in the continuous case [2], the survival probabilities $g_{n,k}$, especially g_k , are not only of intrinsic interest but also provide an intermediate step towards our main objective: the distribution of the first positive position.

Conditioning on the last step of the walk, and setting $x_{n-1} = j$, yields the following recursion formula for the survival probability:

$$g_{n,k} = \sum_{j \geq 0} \rho_{k-j} g_{n-1,j}, \quad (2.26)$$

with initial condition $g_{0,k} = \delta_{k0}$. As a consequence, the quantities g_k obey

$$g_k = \delta_{k0} + \sum_{j \geq 0} \rho_{k-j} g_j. \quad (2.27)$$

The above equation is an inhomogeneous variant of the Wiener–Hopf equation (2.18). Again in analogy with the continuous case [2], it has a unique bounded solution. The corresponding generating series,

$$\hat{g}(z) = \sum_{k \geq 0} g_k z^k, \quad (2.28)$$

reads

$$\hat{g}(z) = \frac{\mathcal{E}^2}{(1-z) \prod_a (1+zz_a)}. \quad (2.29)$$

A detailed derivation of this formula is given in Appendix A.2. Comparing (2.20) and (2.29) yields the identity

$$\hat{g}(z) = \mathcal{E}^2 (1-z) \hat{G}(z), \quad (2.30)$$

implying

$$g_k = \mathcal{E}^2 (G_k - G_{k-1}) \quad (k \geq 1), \quad (2.31)$$

and especially

$$g_0 = \mathcal{E}^2. \quad (2.32)$$

At large k , g_k approaches exponentially fast the limit

$$g_\infty = \frac{\mathcal{E}}{\sqrt{D}}. \quad (2.33)$$

We also mention the product formula

$$\hat{g}(z) \hat{g}(1/z) = \frac{\mathcal{E}^2}{1 - \hat{\rho}(z)}, \quad (2.34)$$

which is one form of the Wiener–Hopf factorisation.

To close, we make contact with the theory of arbitrary lattice walks, whose range is infinite in general (see, e.g., [12]). To do so, we recast the key result (2.29) as

$$\ln \frac{\mathcal{E}^2}{\hat{g}(z)} = \ln(1-z) + \sum_a \ln(1+zz_a). \quad (2.35)$$

Noticing that $z = 1$ and $z = -z_a$ are the zeros of $\phi(z)$ in the closed unit disk (see (2.6)), we obtain the following contour integral representation for any regular function $F(z)$:

$$F(1) + \sum_a F(-z_a) = \oint \frac{dy}{2\pi i} F(y) \left(\frac{\phi'(y)}{\phi(y)} + \frac{K}{y} \right). \quad (2.36)$$

The second term inside the parentheses reflects the fact that $\phi(y)$ has a pole of order K at the origin. It brings no contribution to the integral whenever $F(0) = 0$. This holds for the case at hand, namely $F(y) = \ln(1 - zy)$. We thus obtain

$$\ln \frac{\mathcal{E}^2}{\hat{g}(z)} = \oint \frac{dy}{2\pi i} \ln(1 - zy) \frac{\phi'(y)}{\phi(y)} = z \oint \frac{dy}{2\pi i} \frac{\ln \phi(y)}{1 - zy}, \quad (2.37)$$

where the second expression is obtained by integration by parts. Finally, parametrising the unit circle by $y = e^{i\alpha}$, we get

$$\hat{g}(z) = \mathcal{E}^2 \exp \left(z \int_0^{2\pi} \frac{d\alpha}{2\pi} \frac{z - \cos \alpha}{1 - 2z \cos \alpha + z^2} \ln(1 - \tilde{\rho}(\alpha)) \right), \quad (2.38)$$

where

$$\tilde{\rho}(\alpha) = \hat{\rho}(e^{i\alpha}), \quad (2.39)$$

the Fourier transform of the step distribution, is a real, even, and 2π -periodic function of α . Inserting (2.38) into (2.30), we have

$$\hat{G}(z) = \frac{1}{1 - z} \exp \left(z \int_0^{2\pi} \frac{d\alpha}{2\pi} \frac{z - \cos \alpha}{1 - 2z \cos \alpha + z^2} \ln(1 - \tilde{\rho}(\alpha)) \right). \quad (2.40)$$

So, for finite-range lattice walks, the key results (2.29) and (2.20) have been given the contour integral representation (2.38) and (2.40). Equivalent forms are given in [12]. The latter representations are discrete analogues of the Pollaczek-Spitzer formulas. They are far more general than (2.20) and (2.29), as they hold for arbitrary symmetric lattice walks, including those with step distributions falling off as a power law, namely

$$\rho_k \approx \frac{c}{|k|^{1+\theta}}. \quad (2.41)$$

For this class of walks, which includes long-ranged diffusive walks for $\theta > 2$ and lattice Lévy flights for $0 < \theta < 2$, the Fourier transform $\tilde{\rho}(\alpha)$ is well-defined, whereas the Laurent series (discrete Laplace transform) $\hat{\rho}(z)$ is ill-defined whenever z is not along the imaginary axis.

2.5. Distribution of the first positive position

We now address our main objective, namely the distribution of the first positive position. Let N denote the discrete time at which the first positive position $H = x_N$ is reached. The joint distribution of these two random variables is

$$\begin{aligned} f_{n,k} &= \mathbb{P}(N = n, H = k) \\ &= \mathbb{P}(x_0 \leq 0, x_1 \leq 0, \dots, x_{n-1} \leq 0, x_n = k), \end{aligned} \quad (2.42)$$

defined for $n \geq 1$ and $k \geq 1$. Our main interest lies in the marginal distribution of the first positive position H ,

$$f_k = \mathbb{P}(H = k) = \sum_{n \geq 1} f_{n,k}. \quad (2.43)$$

In analogy with the continuous case [2], conditioning on the last step of the walk, and setting $x_{n-1} = -j$, yields the following expression for the joint probabilities $f_{n,k}$:

$$f_{n,k} = \sum_{j \geq 0} \rho_{k+j} g_{n-1,j}. \quad (2.44)$$

As a consequence, the probabilities f_k obey

$$f_k = \sum_{j \geq 0} \rho_{k+j} g_j. \quad (2.45)$$

The corresponding generating series,

$$\hat{f}(z) = \langle z^H \rangle = \sum_{k \geq 1} f_k z^k, \quad (2.46)$$

reads in the present setting

$$\hat{f}(z) = 1 - \frac{\mathcal{E}^2}{\hat{g}(z)}. \quad (2.47)$$

Using (2.29), this can be written as

$$\hat{f}(z) = 1 - (1 - z) \prod_a (1 + z z_a). \quad (2.48)$$

The results (2.47), (2.48) are derived in detail in Appendix A.3. Finally, using (2.38), we obtain a general expression for $\hat{f}(z)$, valid for all lattice walks, namely

$$\hat{f}(z) = 1 - \exp \left(-z \int_0^{2\pi} \frac{d\alpha}{2\pi} \frac{z - \cos \alpha}{1 - 2z \cos \alpha + z^2} \ln(1 - \tilde{\rho}(\alpha)) \right). \quad (2.49)$$

The right-hand side of (2.48) is a polynomial in z of degree K , vanishing at $z = 0$, as should be, since the probabilities $f_k = \mathbb{P}(H = k)$ are nonzero for $k = 1, \dots, K$ only. These probabilities admit explicit expressions in terms of the elementary symmetric polynomials S_k of the zeros z_a , defined through the expansion

$$\prod_a (1 + z z_a) = \sum_{k=0}^{K-1} S_k z^k. \quad (2.50)$$

We have

$$S_0 = 1, \quad S_1 = \sum_a z_a, \quad \dots, \quad S_{K-1} = \prod_a z_a. \quad (2.51)$$

The expression (2.48) yields

$$f_k = S_{k-1} - S_k \quad (k = 1, \dots, K), \quad (2.52)$$

with the convention $S_K = 0$. We have in particular

$$f_1 = 1 - \sum_a z_a, \quad f_K = \prod_a z_a = \mathcal{E}^2 \rho_K. \quad (2.53)$$

The formulas (2.48) and (2.52) are the main results of this work.

Using (2.47), the product identity (2.34) translates to

$$(1 - \hat{f}(z))(1 - \hat{f}(1/z)) = \mathcal{E}^2(1 - \hat{\rho}(z)). \quad (2.54)$$

This alternative form of the Wiener–Hopf factorisation yields the following quadratic sum rules for the probabilities f_k :

$$\sum_{k=1}^K f_k^2 = \mathcal{E}^2(1 - \rho_0) - 1, \quad (2.55)$$

$$\sum_{k=1}^{K-m} f_k f_{k+m} = f_m - \mathcal{E}^2 \rho_m \quad (m = 1, \dots, K-1). \quad (2.56)$$

2.6. Moments of the first positive position

The formula (2.48) also provides a route to evaluate the moments of the first positive position,

$$\langle H^m \rangle = \sum_{k=1}^K k^m f_k. \quad (2.57)$$

The first moment can be obtained by taking the derivative of (2.48) at $z = 1$. We thus recover the result (see [9, 10, 11, 12, 13])

$$\langle H \rangle = \prod_a (1 + z_a) = \mathcal{E} \sqrt{D}. \quad (2.58)$$

In analogy with the continuous case [2], the evaluation of higher-order moments can be made systematic by rearranging (2.48) as

$$\begin{aligned} \hat{f}(z) &= 1 - (1 - z) \mathcal{E} \sqrt{D} \prod_a \frac{1 + z z_a}{1 + z_a} \\ &= 1 - (1 - z) \mathcal{E} \sqrt{D} \exp \left(\sum_a \ln \frac{1 + z z_a}{1 + z_a} \right) \\ &= 1 - (1 - z) \mathcal{E} \sqrt{D} \exp \left(\sum_{m \geq 1} \frac{c_m}{m!} (z - 1)^m \right), \end{aligned} \quad (2.59)$$

where we have introduced the quantities

$$c_m = (-1)^{m-1} (m-1)! \sum_a \left(\frac{z_a}{1 + z_a} \right)^m. \quad (2.60)$$

We have in particular

$$c_1 = \ell - 1, \quad (2.61)$$

where the extrapolation length ℓ is given by (2.23).

Setting $z = e^s$ and expanding (2.59) as a power series in s yields the following explicit expressions for the first few moments of H :

$$\begin{aligned} \langle H^2 \rangle &= \mathcal{E} \sqrt{D} (2c_1 + 1) = \mathcal{E} \sqrt{D} (2\ell - 1), \\ \langle H^3 \rangle &= \mathcal{E} \sqrt{D} (3c_2 + 3c_1(c_1 + 2) + 1), \\ \langle H^4 \rangle &= \mathcal{E} \sqrt{D} (4c_3 + 6(2c_1 + 3)c_2 + 2c_1(2c_1^2 + 9c_1 + 7) + 1). \end{aligned} \quad (2.62)$$

The reduced variance of H reads

$$V = \frac{\langle H^2 \rangle}{\langle H \rangle^2} - 1 = \frac{2\ell - 1}{\mathcal{E} \sqrt{D}} - 1. \quad (2.63)$$

This quantity is non-negative, hence the inequality $2\ell - 1 \geq \mathcal{E} \sqrt{D}$.

2.7. Height renewal process

In analogy with the continuous case [2], the successive upper records X_1, X_2, \dots of the walker's position form a renewal process, referred to as the 'height renewal process'. The first record coincides with the first positive position. More generally,

$$X_m = \sum_{j=1}^m H_j, \quad (2.64)$$

where the integer spatial increments H_j between consecutive record positions are iid copies of the first positive position H , with distribution $\mathbb{P}(H = k) = f_k$. We consistently set $X_0 = 0$.

For a given lattice position $x \geq 0$, there is a unique integer N_x such that

$$X_{N_x} \leq x < X_{N_x+1}. \quad (2.65)$$

The random integer N_x represents the number of records up to x .

The backward length B_x and the forward (or excess) length E_x are defined by

$$B_x = x - X_{N_x}, \quad E_x = X_{N_x+1} - x. \quad (2.66)$$

We have thus $B_x \geq 0$ whereas $E_x > 0$. These lengths obey

$$B_x + E_x = X_{N_x+1} - X_{N_x} = H_{N_x+1}. \quad (2.67)$$

In the present setting of an integer renewal process, the distributions of N_x , B_x and E_x are less known than their continuous counterparts. For completeness, a self-contained derivation of these distributions is provided in Appendix B.

It is worth emphasising various relationships between the above variables and results obtained earlier. The solution G_k to the homogeneous Wiener–Hopf equation admits an appealing interpretation, in analogy with the continuous case [2]. Combining (2.30) and (2.47) yields the alternative expression

$$\hat{G}(z) = \frac{1}{(1-z)(1-\hat{f}(z))}. \quad (2.68)$$

Comparing the formula above with (B.8), we obtain

$$G_k = 1 + \langle N_k \rangle, \quad (2.69)$$

where $\langle N_k \rangle$ denotes the mean number of records up to position k . Substituting into this relation the expansions (2.22) of G_k and (B.10) of $\langle N_k \rangle$ at large k , one recovers the expressions of the first two moments of H , namely

$$\langle H \rangle = \mathcal{E}\sqrt{D}, \quad \langle H^2 \rangle = \mathcal{E}\sqrt{D}(2\ell - 1), \quad (2.70)$$

in agreement with (2.58), (2.62).

The distribution of the equilibrium backward length,

$$B = \lim_{x \rightarrow \infty} B_x, \quad (2.71)$$

or, equivalently, of the equilibrium forward (or excess) length $E = B + 1$ (see (B.15)), is obtained by comparing (2.59) and (B.12), (B.14). We thus obtain

$$\langle z^B \rangle = \prod_a \frac{1 + zz_a}{1 + z_a} = \exp \left(\sum_{m \geq 1} \frac{c_m}{m!} (z - 1)^m \right). \quad (2.72)$$

Using (2.17) and (2.50), we get

$$\mathbb{P}(B = k) = \mathbb{P}(E = k + 1) = \frac{S_k}{\mathcal{E}\sqrt{D}} \quad (k = 0, \dots, K - 1). \quad (2.73)$$

The first moments of B and E are

$$\begin{aligned} \langle B \rangle &= c_1, & \langle B^2 \rangle &= c_2 + c_1^2 + c_1, \\ \langle E \rangle &= c_1 + 1, & \langle E^2 \rangle &= c_2 + c_1^2 + 3c_1 + 1. \end{aligned} \quad (2.74)$$

From (2.72) it follows that the coefficients c_m , explicitly given in (2.60), are the factorial cumulants of the equilibrium backward length B . Recall (see, e.g., [14, 15])

that the moments μ_n and cumulants γ_n of a real random variable X are defined through

$$\langle e^{sX} \rangle = \sum_{n \geq 0} \frac{\mu_n}{n!} s^n = \exp \left(\sum_{n \geq 1} \frac{\gamma_n}{n!} s^n \right), \quad (2.75)$$

while the factorial moments m_n and factorial cumulants c_n of an integer random variable N are defined through

$$\langle z^N \rangle = \sum_{n \geq 0} \frac{m_n}{n!} (z-1)^n = \exp \left(\sum_{n \geq 1} \frac{c_n}{n!} (z-1)^n \right). \quad (2.76)$$

3. First examples: range 1 or 2

3.1. Range $K = 1$

The simplest lattice random walk has range $K = 1$. This is the so-called simple walk, where we allow a non-zero probability ρ_0 to stop at every time step. We set

$$\rho_{\pm 1} = p, \quad \rho_0 = 1 - 2p, \quad (3.1)$$

with $0 < p \leq 1/2$. In this case,

$$\phi(z) = -\frac{p(z-1)^2}{z} \quad (3.2)$$

has no non-trivial zeros. We have

$$D = p, \quad \mathcal{E} = \frac{1}{\sqrt{p}} \quad (3.3)$$

as well as

$$\mathcal{E}\sqrt{D} = 1, \quad \ell = 1, \quad f_1 = 1, \quad G_k = k + 1. \quad (3.4)$$

The latter quantities do not depend on p , in line with the remark below (2.17).

The Pólya walk is recovered for $\rho_0 = 0$, i.e., $p = 1/2$. We have then

$$D = \frac{1}{2}, \quad \mathcal{E} = \sqrt{2}. \quad (3.5)$$

3.2. Range $K = 2$

The next case in increasing order of complexity corresponds to the range $K = 2$. For conciseness, we set $\rho_0 = 0$, and define

$$\rho_{\pm 1} = \frac{1-a}{2}, \quad \rho_{\pm 2} = \frac{a}{2}, \quad (3.6)$$

with $0 \leq a < 1$. We have

$$\begin{aligned} \phi(z) &= -\frac{(z-1)^2}{2z^2} (az^2 + (1+a)z + a) \\ &= -\frac{a(z-1)^2}{2z^2} (z+z_1)(z+1/z_1), \end{aligned} \quad (3.7)$$

where

$$z_1 = \frac{1}{2a} \left(1 + a - \sqrt{(1-a)(1+3a)} \right) \quad (3.8)$$

increases monotonically from 0 to 1 as a increases from 0 to 1. We have also

$$D = \frac{1+3a}{2}, \quad \mathcal{E} = \sqrt{\frac{2z_1}{a}}. \quad (3.9)$$

The enhancement factor takes its largest value, $\mathcal{E} = \sqrt{2}$, for $a \rightarrow 0$ and $a \rightarrow 1$, and reaches its minimum, $\mathcal{E} = \sqrt{3/2}$, for $a = 2/3$, i.e., $z_1 = 1/2$. We have as well

$$\mathcal{E}\sqrt{D} = 1 + z_1, \quad \ell = \frac{1+2z_1}{1+z_1} \quad (3.10)$$

and

$$f_1 = 1 - z_1, \quad f_2 = z_1, \quad G_k = \frac{k+\ell}{1+z_1} + (-1)^k \frac{z_1^{k+2}}{(1+z_1)^2}. \quad (3.11)$$

In particular,

$$\langle H \rangle = 1 + z_1, \quad \langle H^2 \rangle = 1 + 3z_1, \quad (3.12)$$

so that the reduced variance of H (see (2.63)),

$$V = \frac{z_1(1-z_1)}{(1+z_1)^2}, \quad (3.13)$$

vanishes for $a \rightarrow 0$ and $a \rightarrow 1$, and reaches its maximum, $V = 1/8$, for $z_1 = 1/3$, i.e., $a = 3/7$.

4. Discrete uniform distributions

This section is devoted to the family of lattice walks defined by the symmetric discrete uniform distributions

$$\rho_k = \frac{1}{2K+1} \quad (k = -K, \dots, K), \quad (4.1)$$

parametrised by the range $K \geq 1$. We have

$$D = \frac{K(K+1)}{6} \quad (4.2)$$

and

$$\hat{\rho}(z) = \frac{1}{2K+1} \sum_{k=-K}^K z^k = \frac{z^{2K+1} - 1}{(2K+1)z^K(z-1)}, \quad (4.3)$$

so that

$$\phi(z) = 1 - \hat{\rho}(z) = -\frac{(z-1)^2 P_K(z)}{(2K+1)z^K}, \quad (4.4)$$

where

$$\begin{aligned} P_K(z) &= \frac{K(K+1)}{2} z^{K-1} + \sum_{m=0}^{K-2} \frac{(m+1)(m+2)}{2} (z^m + z^{2K-2-m}) \\ &= \prod_a (z + z_a)(z + 1/z_a) \end{aligned} \quad (4.5)$$

(see (2.6)) is a self-reciprocal polynomial with degree $2K-2$, whose coefficients are ascending and descending triangular numbers.

4.1. The first few values of K

We begin by investigating the first few values of the range K .

- $K = 1$. In this case, the distribution (4.1) identifies with that of the simple walk, studied in section 3.1, with $p = 1/3$. We have $D = 1/3$, as well as

$$\mathcal{E} = \sqrt{3}, \quad \ell = 1, \quad (4.6)$$

and, of course, $f_1 = 1$, hence $\langle H \rangle = \langle H^2 \rangle = 1$ and $V = 0$.

- $K = 2$. In this case, the distribution (4.1) is some ‘diluted’ form of that studied in section 3.2, with $a = 1/2$. We have $D = 1$ and $P_2(z) = z^2 + 3z + 1$, and therefore

$$z_1 = \frac{3 - \sqrt{5}}{2} = 0.381966\dots, \quad (4.7)$$

so that

$$\mathcal{E} = \frac{5 - \sqrt{5}}{2} = 1.381966\dots, \quad \ell = \frac{15 - \sqrt{5}}{10} = 1.276393\dots \quad (4.8)$$

and

$$f_1 = \frac{\sqrt{5} - 1}{2} = 0.618033\dots, \quad f_2 = \frac{3 - \sqrt{5}}{2} = 0.381966\dots \quad (4.9)$$

so that

$$\begin{aligned} \langle H \rangle &= \frac{5 - \sqrt{5}}{2} = 1.381966\dots, \\ \langle H^2 \rangle &= \frac{11 - 3\sqrt{5}}{2} = 2.145898\dots, \\ V &= \frac{\sqrt{5} - 1}{10} = 0.123606\dots \end{aligned} \quad (4.10)$$

- $K = 3$. We have $D = 2$ and $P_3(z) = z^4 + 3z^3 + 6z^2 + 3z + 1$, so that there is a pair of complex conjugate zeros,

$$z_1 = a + ib, \quad z_2 = a - ib, \quad (4.11)$$

with

$$\begin{aligned} a &= \frac{(1 - \sqrt{7})7^{1/4}}{4\sqrt{2}} + \frac{3}{4} = 0.276779\dots, \\ b &= \frac{(1 + \sqrt{7})7^{1/4}}{4\sqrt{2}} - \frac{\sqrt{7}}{4} = 0.386864\dots \end{aligned} \quad (4.12)$$

We have therefore

$$\begin{aligned} \mathcal{E} &= \frac{7 + \sqrt{7}}{2\sqrt{2}} - \frac{7^{3/4}}{2} = 1.258529\dots, \\ \ell &= 2 - \frac{1}{\sqrt{2}7^{1/4}} = 1.565279\dots, \end{aligned} \quad (4.13)$$

and

$$\begin{aligned} f_1 &= \frac{(\sqrt{7} - 1)7^{1/4}}{2\sqrt{2}} - \frac{1}{2} = 0.446441\dots, \\ f_2 &= \frac{1 - \sqrt{7}}{2} + \frac{7^{1/4}}{\sqrt{2}} = 0.327287\dots, \\ f_3 &= 1 + \frac{\sqrt{7}}{2} - \frac{(1 + \sqrt{7})7^{1/4}}{2\sqrt{2}} = 0.226270\dots, \end{aligned} \quad (4.14)$$

so that

$$\begin{aligned}\langle H \rangle &= \frac{7 + \sqrt{7}}{2} - \frac{7^{3/4}}{\sqrt{2}} = 1.779829 \dots, \\ \langle H^2 \rangle &= \frac{21 + 5\sqrt{7}}{2} - \frac{(1 + 4\sqrt{7})7^{1/4}}{\sqrt{2}} = 3.792030 \dots, \\ V &= \frac{1 - \sqrt{7}}{4\sqrt{7}} + \frac{2\sqrt{7} - 1}{2\sqrt{2}7^{3/4}} = 0.197057 \dots\end{aligned}\tag{4.15}$$

4.2. Scaling behaviour at large K

We now investigate the regime where the range K of the discrete uniform distribution becomes large. It is to be expected that the first positive position of the lattice walk reads approximately

$$H \approx K H_c, \tag{4.16}$$

where H_c is the first positive position of the continuous walk defined by the continuous uniform step distribution

$$\rho_c(x) = \frac{1}{2} \quad (-1 \leq x \leq +1), \tag{4.17}$$

whose diffusion coefficient is $D_c = 1/6$.

Hereafter we use several notations and results from [2], with the addition of a subscript c for quantities pertaining to the continuous case. The distribution of H_c has a density $f_c(x)$ on $0 \leq x \leq 1$, which can be determined by means of Wiener–Hopf techniques. We have in particular $f_c(1) = 1/2$, whereas

$$f_c(0) = \omega_c = -\frac{1}{\pi} \int_0^\infty dq \ln(1 - \tilde{\rho}_c(q)), \tag{4.18}$$

where

$$\tilde{\rho}_c(q) = \frac{1}{2} \int_{-1}^{+1} dx e^{-iqx} = \frac{\sin q}{q}, \tag{4.19}$$

hence

$$\omega_c = -\frac{1}{\pi} \int_0^\infty dq \ln \left(1 - \frac{\sin q}{q} \right) = 1.601537 \dots \tag{4.20}$$

In terms of the probabilities $f_k = \mathbb{P}(H = k)$, the asymptotic equivalence (4.16) is expected to translate to the scaling behaviour

$$f_k \approx \frac{1}{K} f_c \left(x = \frac{k - 1/2}{K} \right) \quad (k = 1, \dots, K). \tag{4.21}$$

The offset in the numerator has been introduced in order for the K discrete values of x to be distributed symmetrically in the interval $[0, 1]$. Figure 1 shows that the convergence of the rescaled probabilities $K f_k$ to the scaling form (4.21) is quite early, as a reasonably accurate agreement is already observed for ranges K as small as 4.

This observation will now be corroborated and made quantitative. Since the diffusion coefficient D is exactly known (see (4.2)), we shall, for the time being, focus on the enhancement factor \mathcal{E} and the extrapolation length ℓ . The most direct route to

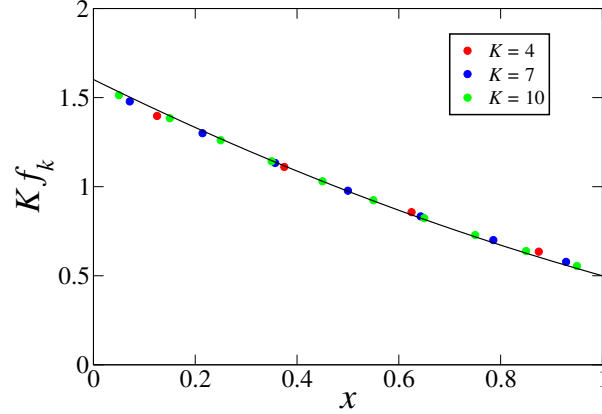


Figure 1. Rescaled probabilities Kf_k against $x = (k - 1/2)/K$ for discrete uniform step distributions with $K = 4, 7$ and 10 (see legend). Continuous curve: density $f_c(x)$ entering the scaling behaviour (4.21), obtained by Wiener-Hopf techniques (see [2]).

evaluate the behaviour of \mathcal{E} at large K starts from its expression (2.14). Substituting into it the expression (4.3) of $\hat{\rho}(z)$, and setting $L = 2K + 1$ and $z = e^{i\alpha}$, we obtain

$$\mathcal{E} = \exp \left(-\frac{1}{2} \int_0^{2\pi} \frac{d\alpha}{2\pi} \ln \left(1 - \frac{\sin(L\alpha/2)}{L \sin(\alpha/2)} \right) \right). \quad (4.22)$$

To leading order at large L , changing the integration variable from α to $q = L\alpha/2$ yields

$$\mathcal{E} \approx \exp \left(\frac{\omega_c}{2K+1} \right), \quad (4.23)$$

where ω_c is given by (4.20). As a consequence of the evenness of the integrand in (4.22), both in L and in α , the corrections to (4.23) are of relative order $1/L^2$. For the extrapolation length ℓ , the starting point is unavoidably its expression (2.23), namely

$$\ell = 1 + \sum_a \frac{z_a}{1 + z_a}. \quad (4.24)$$

Using again the summation formula (2.36) and taking care of the pole at $z = 1$, we are left with

$$\ell \approx \frac{(2K+1)\ell_c + 1}{2}, \quad (4.25)$$

again up to corrections of relative order $1/L^2$. The extrapolation length of the continuous problem reads

$$\ell_c = \frac{1}{\pi} \int_0^\infty \frac{dq}{q^2} \ln \frac{D_c q^2}{1 - \tilde{\rho}_c(q)}, \quad (4.26)$$

i.e.,

$$\ell_c = \frac{1}{\pi} \int_0^\infty \frac{dq}{q^2} \ln \frac{q^3}{6(q - \sin q)} = 0.297952 \dots \quad (4.27)$$

Inserting the estimates (4.23) and (4.25) into (2.62), we obtain the following asymptotic expressions for the first two moments of H and its reduced variance:

$$\begin{aligned}\langle H \rangle &= \frac{K}{\sqrt{6}} \left(1 + \frac{\omega_c + 1}{2K} + \dots \right), \\ \langle H^2 \rangle &= \frac{2\ell_c K^2}{\sqrt{6}} \left(1 + \frac{\omega_c + 2}{2K} + \dots \right), \\ V &= 2\ell_c \sqrt{6} \left(1 - \frac{\omega_c}{2K} + \dots \right) - 1.\end{aligned}\tag{4.28}$$

To leading order at large K , these expressions corroborate (4.16), since

$$\begin{aligned}\langle H_c \rangle &= \frac{1}{\sqrt{6}} = 0.408248\dots, \\ \langle H_c^2 \rangle &= \frac{2\ell_c}{\sqrt{6}} = 0.243276\dots, \\ V_c &= 2\ell_c \sqrt{6} - 1 = 0.459661\dots\end{aligned}\tag{4.29}$$

All correction terms in (4.28) involve the quantity ω_c , given in (4.20). Figure 2 demonstrates that the expressions (4.28) provide a good description of the dependence of the quantities under scrutiny on the range K of the lattice walks.

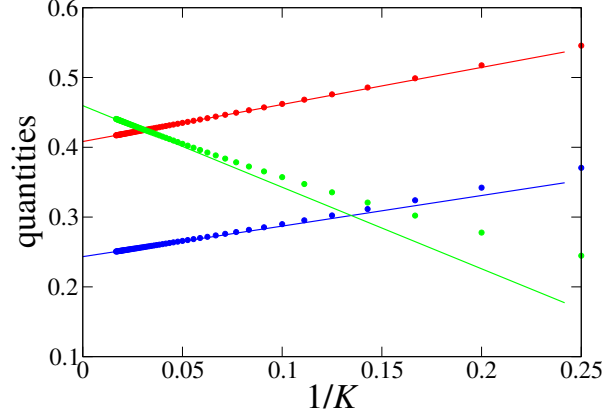


Figure 2. Symbols: plots of $\langle H \rangle/K$ (red), of $\langle H^2 \rangle/K^2$ (blue) and of V (green) against $1/K$ for discrete uniform step distributions with K ranging from 4 to 60. Straight lines with corresponding colours: expressions (4.28) including linear corrections in $1/K$.

To close this analysis of the large- K regime, we examine the behaviour of the zeros z_a , in terms of which all observables of interest were expressed in section 2. Figure 3 confirms the generally expected feature that zeros approach the unit circle and become more evenly spread as K increases, leaving some empty space for the double diffusive zero at $z = -1$ (see (2.6)).

5. Discussion

The present article completes our investigation of the distribution of the first positive position of a random walker, denoted by H . The case of continuous random walks was

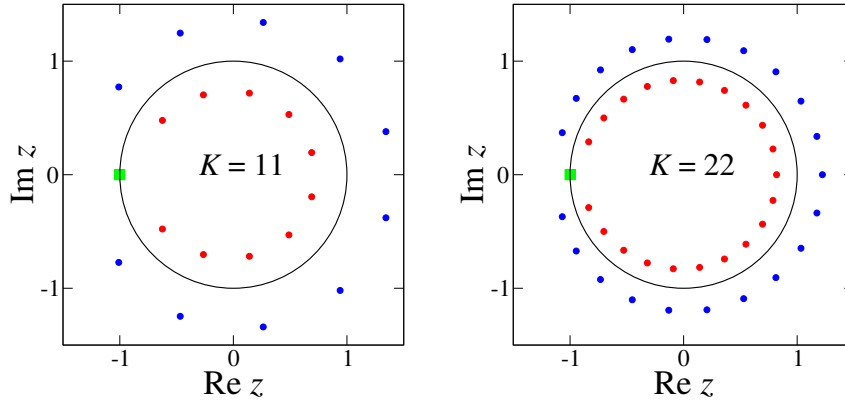


Figure 3. The $K - 1$ complex zeros z_a (red symbols) and their reciprocals $1/z_a$ (blue symbols) in the complex z -plane, for discrete uniform step distributions with range K . Left panel: $K = 11$ is odd: there are 10 complex zeros. Right panel: $K = 22$ is even: there are 21 zeros, including a real positive one. Black: unit circle. Green square: double diffusive zero at $z = -1$.

analysed in an earlier work [2], while the present one is devoted to finite-range lattice walks. In both papers, only symmetric walks are considered for definiteness, and the number of steps is taken as a discrete time variable. Recall that the distribution of H is the building block for studying the statistics of all record positions, or ‘ladder heights’, in one-dimensional random walks, with these successive positions constituting the ‘height renewal process’. In what follows, we highlight a few salient analogies and differences between continuous and lattice walks.

We begin with a feature common to both continuous and lattice walks. In each setting, there are remarkable classes of step distributions for which the Wiener-Hopf equations governing the problem can be solved analytically by simple means, without resorting to the general formalism. As recalled in the Introduction, the method consists in factorising the relevant analytic functions over their complex zeros and poles. In the continuous setting, this approach has long been known: it applies when the step distribution is a finite superposition of decaying exponentials, so that its Laplace transform is a rational function. In the discrete setting, the same method is used extensively here for generic finite-range lattice walks. The resulting expressions agree with those obtained from the full formalism, as they should. In particular, the key results (2.20), (2.29), and (2.48) can be recast as the corresponding discrete Pollaczek-Spitzer formulas (2.40), (2.38), and (2.49).

A marked difference between the two settings concerns dimensional analysis. For continuous walks, it makes sense to measure the step lengths in centimeters, say, and to apply dimensional analysis throughout. For discrete walks, such as the lattice walks considered here, non-trivial dimensionless quantities naturally enter the expressions of observables. The first and foremost example is the enhancement factor \mathcal{E} . This difference between the continuous and discrete settings is manifest in the expressions of the moments of H . The expressions (2.62) derived here for lattice walks involve, besides \mathcal{E} , several different powers of the quantities c_k . Their continuous analogues, derived in [2], only involve the homogeneous polynomials of the highest degree, in line with the above remark on dimensional analysis.

The last important difference between the two settings that we wish to address concerns the topmost gap between the two largest positions of a very long walk (see [16, 17], and [18] for a review). For continuous walks, the distribution of the topmost gap, denoted by Z , was studied extensively in an earlier paper [8]. That work relied entirely on the identity

$$Z = \min(H_1, H_2), \quad (5.1)$$

which states that the gap can be viewed as the smaller of two independent copies of H , associated with the semi-infinite portions of the walk before and after its maximum, i.e., its largest position. A key ingredient in deriving (5.1) is the uniqueness of the maximum of the random walk. This property clearly holds for continuous step distributions, but fails for discrete ones. More precisely, for a formally infinite discrete walk, such as the lattice walks considered here, the multiplicity ν of the maximum, i.e., the number of times it is reached, is itself a random variable, whose distribution can be obtained from a formula for the first return time to the origin of a walker whose position is constrained to stay non-negative at all times (see [6, Ch. XVIII]). We thus arrive at a geometric law,

$$\mathbb{P}(\nu = k) = (1 - q)q^{k-1} \quad (k = 1, 2, \dots), \quad (5.2)$$

with parameter

$$q = 1 - \frac{1}{\mathcal{E}^2}, \quad (5.3)$$

where \mathcal{E} is again the enhancement factor. In particular, the mean multiplicity of the maximum reads

$$\langle \nu \rangle = \mathcal{E}^2. \quad (5.4)$$

This expression equals unity for continuous walks, reflecting the uniqueness of the maximum. It exceeds unity for discrete walks. For instance, we have $\langle \nu \rangle = 2$ for the simple Pólya walk. The non-uniqueness of the maximum invalidates the identity (5.1), thereby making the study of the topmost gap considerably more difficult in the discrete setting.

Data availability statement

Data sharing not applicable to this article.

Conflict of interest

The authors declare no conflict of interest.

Orcid ids

Claude Godrèche: <https://orcid.org/0000-0002-1833-3490>

Jean-Marc Luck: <https://orcid.org/0000-0003-2151-5057>

Appendix A. Detailed derivations of central formulas*Appendix A.1. Derivation of (2.20)*

1. In the definition (2.19) of the generating series $\hat{G}(z)$, i.e.,

$$\hat{G}(z) = \sum_{k \geq 0} G_k z^k, \quad (\text{A.1})$$

which is expected to be analytic for $|z| < 1$, replace G_k by the right-hand side of (2.18), obtaining

$$\hat{G}(z) = \sum_{k \geq 0} z^k \sum_{j \geq 0} \rho_{k-j} G_j. \quad (\text{A.2})$$

2. Express ρ_{k-j} and G_j as the contour integrals

$$\rho_{k-j} = \oint \frac{dx}{2\pi i x^{k-j+1}} \hat{\rho}(x), \quad G_j = \oint \frac{dy}{2\pi i y^{j+1}} \hat{G}(y), \quad (\text{A.3})$$

obtaining

$$\hat{G}(z) = \sum_{k \geq 0} z^k \sum_{j \geq 0} \oint \frac{dx}{2\pi i x^{k-j+1}} \hat{\rho}(x) \oint \frac{dy}{2\pi i y^{j+1}} \hat{G}(y). \quad (\text{A.4})$$

3. Perform the geometric sums over k and j to obtain

$$\hat{G}(z) = \oint \frac{dx}{2\pi i} \frac{\hat{\rho}(x)}{x-z} \oint \frac{dy}{2\pi i} \frac{\hat{G}(y)}{y-x} \quad (\text{A.5})$$

for $|z| < |x| < |y| < 1$.

4. The integral over y is given by the residue of the pole at $y = x$, namely

$$\hat{G}(z) = \oint \frac{dx}{2\pi i} \frac{\hat{\rho}(x) \hat{G}(x)}{x-z} \quad (\text{A.6})$$

for $|z| < |x| < 1$.

5. Shrink the x contour to $|x| < |z|$, picking the residue of the pole at $x = z$, i.e.,

$$\hat{G}(z) = \hat{\rho}(z) \hat{G}(z) + \oint \frac{dx}{2\pi i} \frac{\hat{\rho}(x) \hat{G}(x)}{x-z}. \quad (\text{A.7})$$

Using the definition (2.2) of $\phi(z)$, this reads

$$\phi(z) \hat{G}(z) = \oint \frac{dx}{2\pi i} \frac{\hat{\rho}(x) \hat{G}(x)}{x-z} \quad (\text{A.8})$$

for $|x| < |z| < 1$.

6. As a consequence of the form (2.1) of $\hat{\rho}(z)$, the right-hand side evaluates to a linear combination of the monomials $1/z$ up to $1/z^K$, and therefore

$$\phi(z) \hat{G}(z) = \frac{P_1(z)}{z^K}, \quad (\text{A.9})$$

where $P_1(z)$ is a polynomial of degree $K-1$ that can be determined as follows. For $z = -z_a$, where z_a is any of the zeros introduced in the factorisation (2.6), $\phi(z)$ vanishes while $\hat{G}(z)$ is finite, and so $P_1(z)$ vanishes. We have therefore

$$P_1(z) = C \prod_a (z + z_a). \quad (\text{A.10})$$

The boundary condition $\hat{G}(0) = G_0 = 1$ fixes the constant C , namely

$$C = -\frac{\rho_K}{\prod_a z_a} = -\frac{1}{\mathcal{E}^2} \quad (\text{A.11})$$

(see (2.16)). We have therefore

$$\phi(z)\hat{G}(z) = -\frac{\rho_K}{z^K} \prod_a (1 + z/z_a), \quad (\text{A.12})$$

hence, using (2.6),

$$\hat{G}(z) = \frac{1}{(1-z)^2 \prod_a (1 + zz_a)}, \quad (\text{A.13})$$

which is (2.20).

Appendix A.2. Derivation of (2.29)

1. In the definition (2.28) of the generating series $\hat{g}(z)$, i.e.,

$$\hat{g}(z) = \sum_{k \geq 0} g_k z^k, \quad (\text{A.14})$$

which is expected to be analytic for $|z| < 1$, replace g_k by the right-hand side of (2.27), obtaining

$$\hat{g}(z) = 1 + \sum_{k \geq 0} z^k \sum_{j \geq 0} \rho_{k-j} g_j. \quad (\text{A.15})$$

2. Proceed as in Appendix A.1. The analogue of (A.8) reads

$$\phi(z)\hat{g}(z) = 1 + \oint \frac{dx}{2\pi i} \frac{\hat{\rho}(x)\hat{g}(x)}{x-z} \quad (\text{A.16})$$

for $|x| < |z| < 1$.

3. The integral in the right-hand side again evaluates to a linear combination of the monomials $1/z$ up to $1/z^K$, and therefore

$$\phi(z)\hat{g}(z) = \frac{P_2(z)}{z^K}, \quad (\text{A.17})$$

where $P_2(z)$ is a polynomial of degree K that can be determined as follows. First of all, $P_2(z)$ is a monic polynomial: the coefficient of z^K is unity. For $z = -z_a$, where z_a is any of the zeros introduced in the factorisation (2.6), $\phi(z)$ vanishes while $\hat{g}(z)$ is finite, and therefore $P_2(z)$ vanishes. Finally, the g_k being bounded, $g(z)$ only has a simple pole at $z = 1$, while $\phi(z)$ has a double pole. As a consequence, $P_2(z)$ also vanishes for $z = 1$. We have therefore

$$P_2(z) = (z-1) \prod_a (z + z_a), \quad (\text{A.18})$$

hence

$$\phi(z)\hat{g}(z) = \frac{z-1}{z^K} \prod_a (z + z_a), \quad (\text{A.19})$$

and therefore, using (2.6) and (2.16),

$$\hat{g}(z) = \frac{\mathcal{E}^2}{(1-z) \prod_a (1 + zz_a)}, \quad (\text{A.20})$$

which is (2.29).

Appendix A.3. Derivation of (2.47) and (2.48)

1. In the definition (2.46) of the generating series $\hat{f}(z)$, i.e.,

$$\hat{f}(z) = \sum_{k \geq 1} f_k z^k, \quad (\text{A.21})$$

which is in fact a polynomial of degree K in z , replace f_k by the right-hand side of (2.45), obtaining

$$\hat{f}(z) = \sum_{k \geq 0} z^k \sum_{j \geq 0} \rho_{k+j} g_j. \quad (\text{A.22})$$

2. Express ρ_{k+j} and g_j as the contour integrals

$$\rho_{k+j} = \oint \frac{dx}{2\pi i x^{k+j+1}} \hat{\rho}(x), \quad g_j = \oint \frac{dy}{2\pi i y^{j+1}} \hat{g}(y), \quad (\text{A.23})$$

obtaining

$$\hat{f}(z) = \sum_{k \geq 1} z^k \sum_{j \geq 0} \oint \frac{dx}{2\pi i x^{k+j+1}} \hat{\rho}(x) \oint \frac{dy}{2\pi i y^{j+1}} \hat{g}(y). \quad (\text{A.24})$$

3. Perform the geometric sums over k and j to obtain

$$\hat{f}(z) = z \oint \frac{dx}{2\pi i} \frac{\hat{\rho}(x)}{x-z} \oint \frac{dy}{2\pi i} \frac{\hat{g}(y)}{xy-1} \quad (\text{A.25})$$

for $|z| < |x|$ and $|xy| > 1$.

4. The integral over y is given by the residue of the pole at $y = 1/x$, namely

$$\hat{f}(z) = z \oint \frac{dx}{2\pi i} \frac{\hat{\rho}(x) \hat{g}(1/x)}{x(x-z)} \quad (\text{A.26})$$

for $|z| < |x|$.

5. Use the identity (2.34) to recast the numerator of the integrand as

$$\hat{\rho}(x) \hat{g}(1/x) = \hat{g}(1/x) - \frac{\mathcal{E}^2}{\hat{g}(x)}, \quad (\text{A.27})$$

so that

$$\hat{f}(z) = z \oint \frac{dx}{2\pi i} \frac{\hat{g}(1/x)}{x(x-z)} - z\mathcal{E}^2 \oint \frac{dx}{2\pi i} \frac{1}{x(x-z)\hat{g}(x)}. \quad (\text{A.28})$$

The first integral vanishes, as shown by inflating the integration contour to a circle whose radius becomes infinitely large. The second integral is the sum of the residues of the poles at $x = z$ and $x = 0$, which respectively read $1/(z\hat{g}(z))$ and $-1/(z\hat{g}(0)) = -1/(z\mathcal{E}^2)$, using (2.32). Therefore

$$\hat{f}(z) = 1 - \frac{\mathcal{E}^2}{\hat{g}(z)}, \quad (\text{A.29})$$

which is (2.47). Using (2.29), this can be recast as

$$\hat{f}(z) = 1 - (1-z) \prod_a (1 + zz_a), \quad (\text{A.30})$$

which is (2.48).

Appendix B. Integer renewal processes

The notations of this appendix are consistent with those of section 2. We consider an integer renewal process where events sit at positive integer positions:

$$X_m = \sum_{j=1}^m H_j. \quad (\text{B.1})$$

The increments H_j between consecutive events are iid probabilistic copies of some integer random variable H , distributed according to $\mathbb{P}(H = k) = f_k$, with generating series

$$\hat{f}(z) = \langle z^H \rangle = \sum_{k \geq 1} f_k z^k. \quad (\text{B.2})$$

We consistently set $X_0 = 0$. For a given position $x \geq 0$, there is a unique integer N_x such that

$$X_{N_x} \leq x < X_{N_x+1}. \quad (\text{B.3})$$

The random integer N_x represents the number of events up to the given position x . The backward and forward lengths B_x and E_x are defined by

$$B_x = x - X_{N_x}, \quad E_x = X_{N_x+1} - x. \quad (\text{B.4})$$

We have thus $B_x \geq 0$ whereas $E_x > 0$. These lengths obey

$$B_x + E_x = X_{N_x+1} - X_{N_x} = H_{N_x+1}. \quad (\text{B.5})$$

The aim of this appendix is to provide a self-contained derivation of the distributions of N_x , B_x , and E_x . Special attention will be paid to the equilibrium regime, reached in the limit of a very large observation position x .

Appendix B.1. Distribution of N_x

The distribution of the number N_x of events up to position x is conveniently encoded in the double generating series

$$L_N(y, z) = \sum_{x \geq 0} z^x \langle y^{N_x} \rangle, \quad (\text{B.6})$$

which can be determined as follows. We have

$$\begin{aligned} L_N(y, z) &= \sum_{x \geq 0} z^x \sum_{k_1 k_2 \dots} f_{k_1} f_{k_2} \dots \\ &\quad \times \sum_{n \geq 0} y^n \mathbf{1}(k_1 + \dots + k_n \leq x < k_1 + \dots + k_n + k_{n+1}) \\ &= \sum_{n \geq 0} y^n \sum_{k_1 k_2 \dots} f_{k_1} f_{k_2} \dots \\ &\quad \times \sum_{x \geq 0} z^x \mathbf{1}(k_1 + \dots + k_n \leq x < k_1 + \dots + k_n + k_{n+1}) \\ &= \sum_{n \geq 0} y^n \sum_{k_1 k_2 \dots} f_{k_1} f_{k_2} \dots (z^{k_1} \dots z^{k_n}) (1 + z + \dots + z^{k_{n+1}-1}) \\ &= \sum_{n \geq 0} y^n \hat{f}(z)^n \frac{1 - \hat{f}(z)}{1 - z} \\ &= \frac{1 - \hat{f}(z)}{(1 - z)(1 - y\hat{f}(z))}. \end{aligned} \quad (\text{B.7})$$

The mean number $\langle N_x \rangle$ of events up to position x is obtained by taking the first derivative of (B.7) at $y = 1$, namely

$$\sum_{x \geq 0} \langle N_x \rangle z^x = \frac{\hat{f}(z)}{(1-z)(1-\hat{f}(z))}. \quad (\text{B.8})$$

The growth of $\langle N_x \rangle$ at large x can be derived by expanding the formula (B.8) for $z \rightarrow 1$. Using

$$\hat{f}(z) = 1 + \langle H \rangle (z-1) + (\langle H^2 \rangle - \langle H \rangle) \frac{(z-1)^2}{2} + \dots, \quad (\text{B.9})$$

as well as (2.21), we obtain

$$\langle N_x \rangle = \frac{x}{\langle H \rangle} + \frac{\langle H^2 \rangle + \langle H \rangle - 2\langle H \rangle^2}{2\langle H \rangle^2} + \dots \quad (\text{B.10})$$

The unwritten correction falls off more or less rapidly, depending on the distribution of H . In the situation of interest in this work, where H is bounded by some integer K , the correction falls off exponentially with x .

Appendix B.2. Distribution of B_x

The distribution of the backward length B_x is encoded in the double generating series

$$\begin{aligned} L_B(y, z) &= \sum_{x \geq 0} z^x \langle y^{B_x} \rangle \\ &= \sum_{x \geq 0} z^x \sum_{k_1 k_2 \dots} f_{k_1} f_{k_2} \dots \sum_{n \geq 0} y^{x-(k_1+\dots+k_n)} \\ &\quad \times \mathbf{1}(k_1 + \dots + k_n \leq x < k_1 + \dots + k_n + k_{n+1}) \\ &= \sum_{n \geq 0} \sum_{k_1 k_2 \dots} f_{k_1} f_{k_2} \dots \sum_{x \geq 0} z^x y^{x-(k_1+\dots+k_n)} \\ &\quad \times \mathbf{1}(k_1 + \dots + k_n \leq x < k_1 + \dots + k_n + k_{n+1}) \\ &= \sum_{n \geq 0} \sum_{k_1 k_2 \dots} f_{k_1} f_{k_2} \dots (z^{k_1} \dots z^{k_n}) \\ &\quad \times (1 + yz + \dots + (yz)^{k_{n+1}-1}) \\ &= \sum_{n \geq 0} \hat{f}(z)^n \frac{1 - \hat{f}(yz)}{1 - yz} \\ &= \frac{1 - \hat{f}(yz)}{(1 - yz)(1 - \hat{f}(z))}. \end{aligned} \quad (\text{B.11})$$

When the observation position x becomes very large, the backward length B_x converges to a limit random variable B , the equilibrium backward length, whose distribution is given by

$$\langle y^B \rangle = \lim_{z \rightarrow 1} (1-z) L_B(y, z) = \frac{1 - \hat{f}(y)}{(1-y)\langle H \rangle}. \quad (\text{B.12})$$

Appendix B.3. Distribution of E_x

The distribution of the forward or excess length E_x is encoded in the double generating series

$$\begin{aligned}
L_E(y, z) &= \sum_{x \geq 0} z^x \langle y^{E_x} \rangle \\
&= \sum_{x \geq 0} z^x \sum_{k_1 k_2 \dots} f_{k_1} f_{k_2} \dots \sum_{n \geq 0} y^{k_1 + \dots + k_n + k_{n+1} - x} \\
&\quad \times \mathbf{1}(k_1 + \dots + k_n \leq x < k_1 + \dots + k_n + k_{n+1}) \\
&= \sum_{n \geq 0} \sum_{k_1 k_2 \dots} f_{k_1} f_{k_2} \dots \sum_{x \geq 0} z^x y^{k_1 + \dots + k_n + k_{n+1} - x} \\
&\quad \times \mathbf{1}(k_1 + \dots + k_n \leq x < k_1 + \dots + k_n + k_{n+1}) \\
&= \sum_{n \geq 0} \sum_{k_1 k_2 \dots} f_{k_1} f_{k_2} \dots (z^{k_1} \dots z^{k_n}) \\
&\quad \times (y^{k_{n+1}} + y^{k_{n+1}-1} z + \dots + y z^{k_{n+1}-1}) \\
&= \sum_{n \geq 0} \hat{f}(z)^n \frac{y(\hat{f}(z) - \hat{f}(y))}{z - y} \\
&= \frac{y(\hat{f}(z) - \hat{f}(y))}{(z - y)(1 - \hat{f}(z))}. \tag{B.13}
\end{aligned}$$

When the observation position x becomes very large, the forward length E_x converges to a limit random variable E , the equilibrium forward length, whose distribution is given by

$$\langle y^E \rangle = \lim_{z \rightarrow 1} (1 - z) L_E(y, z) = \frac{y(1 - \hat{f}(y))}{(1 - y)\langle H \rangle}. \tag{B.14}$$

Comparing (B.12) and (B.14) yields the identity

$$E = B + 1. \tag{B.15}$$

The two lengths coincide for continuous renewal processes at equilibrium. For integer processes, however, this symmetry is explicitly broken by the definition (B.3) of N_x .

References

- [1] C. Godrèche, S. N. Majumdar, and G. Schehr. Record statistics of a strongly correlated time series: random walks and Lévy flights. *J. Phys. A: Math. Theor.*, 50:333001, 2017.
- [2] C. Godrèche and J. M. Luck. On the first positive position of a random walker. *J. Stat. Phys.*, 192:105, 2025.
- [3] G. C. Wick. Über ebene Diffusionsprobleme. *Z. Phys.*, 121:702–718, 1943.
- [4] S. Chandrasekhar. On the radiative equilibrium of a stellar atmosphere. II. *Astrophys. J.*, 100:76–86, 1944.
- [5] S. Chandrasekhar. *Radiative Transfer*. Dover, New York, 1960.
- [6] W. Feller. *An Introduction to Probability Theory and its Applications*, volume 2. Wiley, New York, 2nd edition, 1971.
- [7] M. Bauer, C. Godrèche, and J. M. Luck. Statistics of persistent events in the binomial random walk: will the drunken sailor hit the sober man? *J. Stat. Phys.*, 96:963–1019, 1999.
- [8] C. Godrèche and J. M. Luck. New insights into the distribution of the topmost gap in random walks and Lévy flights. *J. Stat. Mech.: Theory Exp.*, 2025:073207, 2025.
- [9] F. Spitzer. *Principles of Random Walk*. Springer, New York, 2001.

- [10] P. Mounaix, S. N. Majumdar, and G. Schehr. Statistics of the number of records for random walks and Lévy flights on a 1D lattice. *J. Phys. A: Math. Theor.*, 53:415003, 2020.
- [11] C. Godrèche and J. M. Luck. Maximum and records of random walks with stochastic resetting. *J. Stat. Mech.: Theory Exp.*, 2022:063202, 2022.
- [12] F. Spitzer. The Wiener-Hopf equation whose kernel is a probability density. II. *Duke Math. J.*, 27:363–372, 1960.
- [13] C. Godrèche and J. M. Luck. Survival probability of random walks and Lévy flights with stochastic resetting. *J. Stat. Mech.: Theory Exp.*, 2022:073201, 2022.
- [14] M. Kendall and A. Stuart. *The Advanced Theory of Statistics*. Griffin, Brighton, 1977.
- [15] N. L. Johnson, A. W. Kemp, and S. Kotz. *Univariate Discrete Distributions*. Wiley, Hoboken, NJ, 3rd edition, 2005.
- [16] S. N. Majumdar, P. Mounaix, and G. Schehr. Exact statistics of the gap and time interval between the first two maxima of random walks and Lévy flights. *Phys. Rev. Lett.*, 111:070601, 2013.
- [17] S. N. Majumdar, P. Mounaix, and G. Schehr. On the gap and time interval between the first two maxima of long random walks. *J. Stat. Mech.: Theory Exp.*, 2014:P09013, 2014.
- [18] S. N. Majumdar, A. Pal, and G. Schehr. Extreme value statistics of correlated random variables: A pedagogical review. *Phys. Rep.*, 840:1–32, 2020.