

CODECRDT: OBSERVATION-DRIVEN COORDINATION FOR MULTI-AGENT LLM CODE GENERATION

Sergey Pugachev (sergey@spugachev.com) 

ABSTRACT

Multi-agent LLM systems fail to realize parallel speedups due to costly coordination. We present CodeCRDT, demonstrating an **observation-driven coordination pattern**: agents coordinate by monitoring a shared state with observable updates and deterministic convergence, rather than through explicit message passing. Agents observe edits, skip completed work, integrate context, and avoid conflicts. We instantiate this pattern using Conflict-Free Replicated Data Types (CRDTs), which provide strong eventual consistency (SEC) enabling lock-free, conflict-free concurrent code generation.

Evaluation across 600 trials (6 tasks, 50 runs per mode) using Claude Sonnet 4.5 reveals both benefits and trade-offs: parallel coordination achieves up to 21.1% speedup on some tasks but incurs up to 39.4% slowdown on others ($p < 0.001$). Observed slowdowns result from confounded factors—code generation volume inflation (82–189% for complex tasks), LLM latency variability, and observation/coordination overhead—that current measurements cannot isolate. Strong eventual consistency guarantees 100% convergence with zero merge failures (no manual conflict resolution needed), though preliminary inspection suggests 5–10% semantic conflicts. Parallel agents optimize runtime performance (+25%, $d = 1.51$) but degrade code quality (-7.7%, $d = -0.71$) as assessed via LLM-based evaluation (limitation: no human validation baseline). Performance depends on task characteristics including component interdependencies.

1 INTRODUCTION

Multi-agent LLM systems promise parallel speedups but existing approaches fail: sequential frameworks (ChatDev (Chen et al., 2024), MetaGPT (Hong et al., 2023)) employ waterfall/pipeline workflows precluding concurrent execution; lock-based coordination introduces $O(N \times L)$ contention (N agents competing for L locks); git-style branching defers 15–30% conflicts to costly merge-time resolution. The core challenge is enabling **lock-free concurrent editing while maintaining strong consistency guarantees**—a problem extensively studied in distributed systems but not previously applied to autonomous multi-agent LLMs.

We apply **observation-driven coordination**—a decades-old pattern from distributed systems (Linda tuplespaces (Gelernter, 1985), blackboard architectures (Erman et al., 1980), stigmergy (Theraulaz & Bonabeau, 1999))—to autonomous LLM agents. In this pattern, agents coordinate through monitoring shared state rather than explicit message passing, observing edits, skipping completed work, and avoiding conflicts without centralized task assignment. The pattern requires a shared state substrate with three properties: (1) **observable updates** (agents can subscribe to state changes), (2) **deterministic convergence** (all agents eventually observe consistent state), and (3) **monotonic progress** (no rollbacks invalidating

completed work). These properties can be provided by diverse consistency models—strong eventual consistency (SEC) via CRDTs (Shapiro et al., 2011), centrally arbitrated sequential consistency via OT (Operational Transform) systems, or strong consistency via replicated logs—each with different cost/guarantee trade-offs. We instantiate using **CRDTs** for SEC, enabling lock-free deterministic convergence with zero character-level merge conflicts. While prior work applied observation-driven coordination to deterministic processes or humans, we demonstrate its viability for **stochastic LLM agents** and characterize agent-specific failure modes (semantic conflicts, task-dependent performance variability) absent in traditional contexts.

Empirical Findings: Evaluation across 600 trials (6 tasks, 50 runs per mode, Claude Sonnet 4.5) reveals variable outcomes: raw response times show 21.1% speedup to 39.4% slowdown. **Normalized time analysis controlling for code volume reveals parallel is faster per character for 5/6 tasks** (11–52% speedup), demonstrating that apparent slowdowns result from code generation volume (parallel produces 82–189% more code with optimizations) rather than coordination inefficiency. Only highly coupled tasks show true coordination overhead. Strong eventual consistency guarantees 100% convergence but preliminary inspection suggests 5–10% semantic conflicts (duplicate

declarations, type mismatches) require post-generation reconciliation. Parallel agents optimize runtime performance (+25%, $d=1.51$) correlating with code volume, but degrade code quality (-7.7%, $d=-0.71$). Results validate observation-driven coordination effectiveness while revealing emergent behavior: parallel agents optimize locally, producing more robust but verbose code.

1.1 Contributions

1. Formalization and implementation of observation-driven coordination for stochastic LLM agents with provable safety (TODO-claim protocol ensuring at-most-one agent per task under strong eventual consistency)
2. Empirical evaluation across 600 trials characterizing performance trade-offs: parallel coordination shows task-dependent outcomes, with task structure influencing scalability—a finding not characterized in prior shared-state coordination work
3. Demonstration that LLM agents exhibit distinct failure modes (5–10% semantic conflicts, quality-performance trade-offs) requiring reconciliation despite character-level convergence
4. Deployment heuristics and identification of confounded factors (code generation volume, LLM latency variability, $O(N \times U)$ observation overhead with N agents monitoring U updates) influencing when parallel coordination succeeds vs. fails

This work applies decades of shared-state coordination research to stochastic LLM agents, characterizing both successes and limitations of parallel coordination patterns.

2 BACKGROUND AND RELATED WORK

2.1 Shared-State Coordination

Linda tuplespaces (Gelernter, 1985) pioneered coordination via shared associative memory; blackboard architectures (Hearsay-II (Erman et al., 1980)) coordinate agents via shared problem-solving state. Stigmergic coordination (Theraulaz & Bonabeau, 1999) in multi-robot systems uses environment modifications (virtual pheromones) for indirect agent coordination. These approaches coordinate via observation but lack: (1) formal guarantees for deterministic convergence under concurrent writes (Linda uses locking, blackboards use centralized serialization, stigmergy is best-effort), (2) application to LLM agents with stochastic behavior and semantic reasoning, (3) empirical characterization of performance across diverse task structures. **Gap:** Prior work has not formalized observation-driven coordina-

tion for LLM agents with provable convergence guarantees and empirical scalability analysis across varied tasks.

2.2 CRDTs and Eventual Consistency

Shapiro et al. (Shapiro et al., 2011) formalized strong eventual consistency via commutative operations. Modern implementations (Yjs (Jahns, 2020), Eg-walker (Gentle & Kleppmann, 2025)) enable human collaborative editing at scale. Production IDEs use centralized OT requiring server arbitration (Microsoft, 2020). **Gap:** Prior CRDT work targets human-human collaboration; applying SEC to autonomous LLM agent coordination requires new protocols and characterization of agent-specific failure modes.

2.3 Multi-Agent LLM Systems

Sequential frameworks (ChatDev (Chen et al., 2024), MetaGPT (Hong et al., 2023)) employ waterfall/pipeline execution precluding concurrent speedups; orchestrator-based systems introduce centralized bottlenecks with explicit task assignment; decentralized approaches lack formal consistency guarantees. **Gap:** To our knowledge, no prior system combines observation-driven coordination with strong eventual consistency for concurrent LLM-based editing.

2.4 LLM Code Generation

LLM-based code generation shows significant productivity improvements (e.g., GitHub Copilot improves productivity 55.8% (Peng et al., 2023)); multi-agent approaches show promise through role distribution. **Gap:** Prior work has not empirically characterized when parallel LLM agents succeed vs. fail based on task structure.

2.5 Positioning

CodeCRDT builds on decades of shared-state coordination research (Linda, blackboard systems, stigmergy) but makes three novel contributions for LLM agents: (1) formal TODO-claim protocol with provable at-most-one-winner safety under strong eventual consistency, (2) empirical characterization revealing how task structure influences parallel coordination effectiveness—a finding not characterized in prior work, (3) demonstration that LLM agents’ stochastic behavior and semantic reasoning introduce failure modes (semantic conflicts, quality-performance trade-offs) distinct from traditional coordination contexts.

Table 1. CodeCRDT vs. prior shared-state coordination approaches

Property	Linda/Tuplespaces	Blackboard	Stigmergy	CodeCRDT
Coordination	Shared tuple space	Shared blackboard	Environment	Shared CRDT
Agent Type	Deterministic	Knowledge sources	Reactive robots	Stochastic LLMs
Consistency	Atomic/locks	Sequential	Best-effort	Strong Eventual
Observable Updates	Polling/blocking	Event notifications	Sensing	CRDT observe()
Convergence	N/A (atomic)	N/A (centralized)	Emergent	Deterministic
Conflict Resolution	Locking/queuing	Sequential KS	Emergent	Automatic
Safety Guarantees	Via locking	Via serialization	None	Formal (SEC)
Scalability Analysis	Theoretical	Case-specific	Simulation	Empirical
Document Editing	No	No	No	Yes
Semantic Conflicts	N/A	KS logic	N/A	5–10% measured

3 METHOD: OBSERVATION-DRIVEN COORDINATION

3.1 Design Principles

CodeCRDT embodies: (1) **Coordination via State Observation**—agents coordinate through monitoring shared state with observable updates and deterministic convergence; (2) **Specialization**—role-based agents with formal protocols; (3) **Deterministic Convergence**—underlying substrate guarantees all agents eventually observe consistent state; (4) **Extensibility**—pattern generalizes to substrates providing required properties.

3.2 Substrate Requirements

Observation-driven coordination requires three properties from the shared state substrate:

- **Observable updates:** agents can subscribe to state changes via event notifications
- **Deterministic convergence:** all agents eventually observe consistent state without manual conflict resolution
- **Monotonic progress:** no rollbacks invalidating completed agent work

Different consistency models provide these properties with varying guarantees and costs:

- **Strong Eventual Consistency (SEC) via CRDTs:** Decentralized, partition-tolerant, lock-free; automatic conflict resolution via commutative operations; eventual convergence with bounded staleness; $O(N \times O)$ metadata overhead for N agents, O operations
- **Sequential Consistency via Operational Transformation (OT):** Centrally arbitrated, lower latency for small N ; requires server availability; single point of failure; simpler conflict resolution than CRDTs

- **Strong Consistency via Replicated Logs:** Linearizable reads, immediate consistency; higher coordination cost (Raft/Paxos); predictable latency; requires quorum for progress

Implementation Choice: We instantiate using Yjs CRDTs via centralized Hocuspocus WebSocket relay (SEC with simplified deployment). This provides lock-free coordination with partition tolerance while centralizing persistence and observability. Our evaluation isolates coordination pattern characteristics (observation overhead, task-dependent performance) from CRDT-specific trade-offs; alternative substrates would exhibit different metadata overhead and convergence latency but similar task-dependent behavior patterns.

3.3 System Architecture

Core components include: (1) **Inference Service**—backend managing task queue and agent lifecycle; (2) **Yjs Document**—shared CRDT state accessible via WebSocket; (3) **Agents**—LLM-powered workers (outliner, implementation) with CRDT write access; (4) **TODO Observer**—real-time scanner detecting TODOs as insertion points; (5) **Frontend**—React/Monaco editor for live visualization. Figure 1 shows the complete system architecture.

Agents communicate exclusively through three shared CRDT types (Table 2).

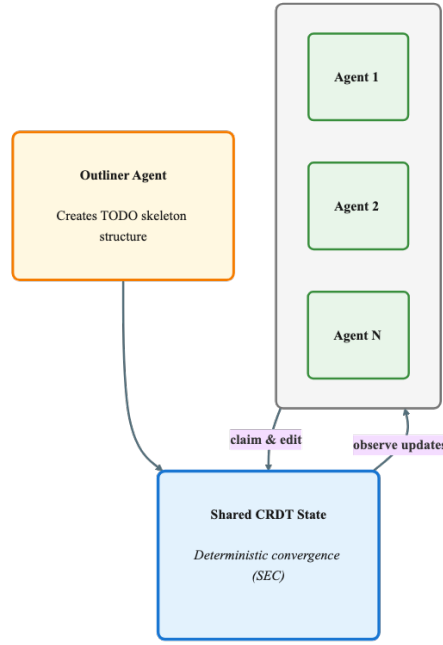


Figure 1. CodeCRDT System Architecture. Observation-driven coordination pattern showing lock-free parallel agent execution. The Outliner Agent creates TODO skeleton in Shared CRDT State; Implementation Agents coordinate by observing updates and claiming TODOs via optimistic write-verify protocol. Strong eventual consistency (SEC) guarantees deterministic convergence with zero character-level conflicts.

Table 2. Yjs CRDT types and coordination invariants

Yjs Type	Purpose and Key Invariants
Y.Text	Code document; character-level convergence Deterministic ordering via operation ID
Y.Map	TODO assignments & agent coordination At-most-one assignedTo per TODO LWW semantics per key
Y.Array	Append-only audit trail Causally ordered message history

2. **Claim:** Write `TODO.k.assignedTo ← agentId`
3. **Verify:** After CRDT sync delay (50 ms), re-read `TODO.k.assignedTo`
4. **Proceed:** If `assignedTo == agentId`, claim succeeded; else, retry

Safety Invariant: Yjs Y.Map uses LWW register semantics—concurrent writes resolve via (logical clock, clientID) lexicographic ordering. All replicas converge to same winner deterministically.

3.4 Agent Roles

Outliner generates TypeScript/React skeletons with TODO placeholders. **Implementation** agents scan for unassigned TODOs, claim via CRDT protocol, and fill with working code. **Evaluator** analyzes final code for quality, architecture, performance, and accessibility (0–100 score).

3.5 TODO Claim Protocol

Agents claim work via optimistic write-verify on shared Y.Map (LWW register semantics per key):

1. **Scan:** Read Y.Map, filter `{status='pending', assignedTo=null}`

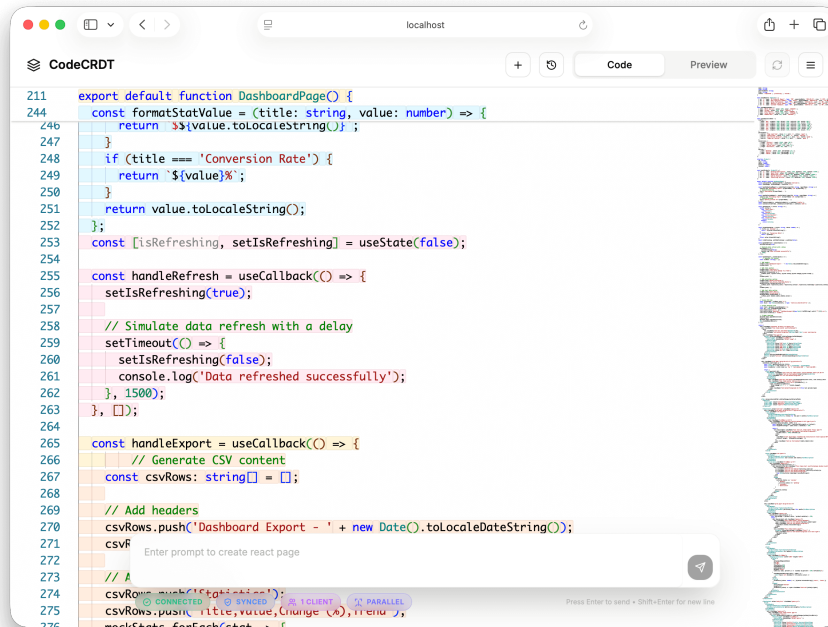


Figure 2. Monaco Editor showing concurrent multi-agent code generation with colored cursors indicating different agents editing TODOs while CRDT synchronization maintains a single converged document.

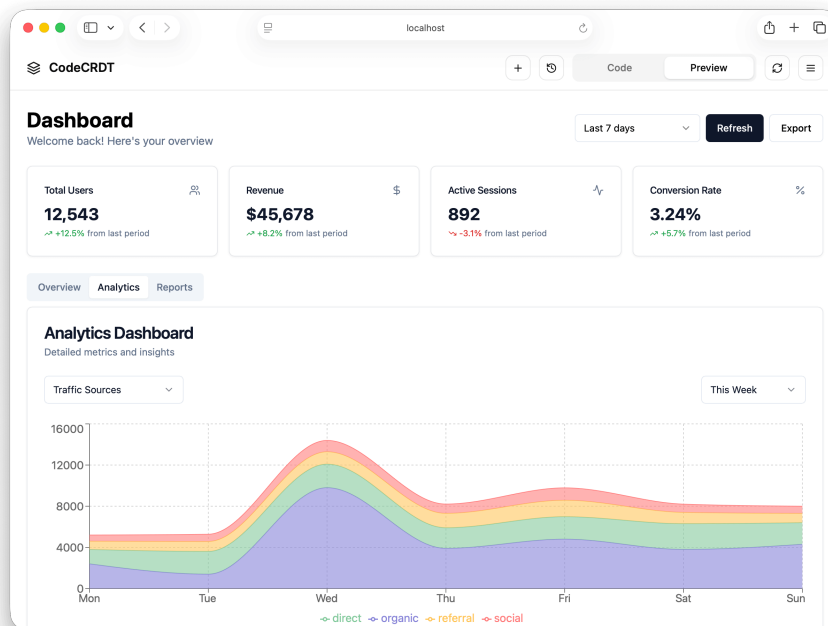


Figure 3. Live preview rendering the evolving React application in real time, demonstrating end-to-end execution of agents' collaborative edits.

4 IMPLEMENTATION: AGENT COORDINATION

4.1 Coordination Protocol

Implementation agents start concurrently after outliner; claim TODOs via CRDT map operation (`TODO.assignedTo = agentId`); evaluator waits for completion count. No explicit message passing—CRDT state serves as coordination substrate.

4.2 Observation-Driven Adaptation

Agents subscribe to CRDT events for real-time state updates, employing: (1) **Completed Work Detection**—skip implemented TODOs, (2) **Context Integration**—incorporate new imports/types, (3) **Naming Alignment**—match code style, (4) **Conflict Avoidance**—back off when editing regions overlap. CRDT updates propagate with median 50 ms latency (95th percentile: 200 ms).

Scalability: Observation-adaptation introduces $O(N \times U)$ overhead (N agents, U update frequency). Each CRDT update triggers callbacks in all N agents. Observed slowdowns result from confounded factors: observation/coordination overhead, code generation volume inflation (82–189% for complex tasks), and LLM latency variability (± 21.57 s). Tasks achieving speedup (up to 21.1%) minimize these overheads through isolated TODO execution.

4.3 Conflict Resolution

Character-Level (Automatic): Yjs deterministically merges concurrent edits via operation ID total order (e.g., two agents inserting at same line \rightarrow both preserved in deterministic order; edits interleave but never require manual conflict resolution). **Guarantee:** Strong eventual consistency—all agents converge to identical state with zero merge failures (0% character-level conflicts means no manual conflict resolution needed, not that edits don’t interleave).

Semantic Conflicts (Agent-Mediated): CRDTs cannot detect semantic inconsistencies (duplicate declarations, type mismatches, broken references). **Preliminary measurement:** Manual inspection of 60/600 runs (10% sample) identified ~ 5 –10% semantic conflict rate with high task variance (20% for simple tasks, 80% for complex tasks); comprehensive measurement across all 600 runs needed for precise rates. **Resolution:** Evaluator agent identifies conflicts via TypeScript diagnostics; applies automatic fixes or flags for review.

5 EXPERIMENTAL METHODOLOGY

5.1 Research Questions

RQ1 (Performance): Parallel vs. sequential response time and efficiency.

RQ2 (Quality): Parallelization impact on code quality, architecture, performance, accessibility.

RQ3 (Consistency): CRDT-based strong eventual consistency validation.

5.2 Experimental Design

5.2.1 Benchmark Suite and Task Coupling

Six diverse TypeScript/React tasks spanning complexity spectrum. We characterize tasks by **coupling**—the degree of interdependency between components, operationalized as the fraction of TODOs whose implementation requires reading or modifying shared state established by other TODOs. High coupling ($>50\%$): Pomodoro Timer (shared timer state, synchronized UI updates), Dashboard (shared data context), Algorithm Visualizer (coordinated animation state). Low coupling ($<30\%$): Tic-Tac-Toe (independent cell logic, isolated game state), Registration Form (independent field validators), Markdown Editor (partially independent formatting functions). Medium coupling (30–50%): remaining tasks with mixed dependencies. **Limitation:** Coupling measured post-hoc via manual inspection of generated code dependencies rather than pre-defined metrics; future work should use static analysis (data-flow graphs, shared variable access patterns) for objective coupling measurement.

5.2.2 Evaluation Procedure

Each task: 50 runs per mode (sequential, parallel). **Metrics:** Response time (end-to-end: prompt submission \rightarrow evaluator completion, including CRDT sync); code quality, architecture, performance, accessibility scores (0–20 each). **Total:** 6 tasks \times 2 modes \times 50 runs = **600 evaluations**.

5.2.3 Scoring Methodology

Claude Sonnet 4.5 evaluates code using rubric: **Code Quality** (0–20: type safety, patterns, error handling, maintainability), **Architecture** (0–20: component structure, state management), **Performance** (0–20: optimization, efficiency), **Accessibility** (0–20: ARIA, keyboard nav), **Functionality** (0–20: requirements, correctness).

5.2.4 Implementation

Claude Sonnet 4.5 via Amazon Bedrock; 120 s timeout; up to 5 parallel agents; sub-10 ms CRDT sync; SQLite persistence.

5.3 Statistical Analysis

Outlier Removal: Per-task-mode IQR method for response time (13.8% removed overall: 83/600 data points); no removal for scores. **Hypothesis Testing:** Per-task Wilcoxon signed-rank tests combined via fixed-effects meta-analysis with inverse-variance weighting. Compute Cohen’s d_z (paired effect size), pooled estimates, and I^2 heterogeneity. Bonferroni correction $\alpha = 0.05/6$ for 6 metrics. **Power:** $n=300/\text{mode}$ provides >0.99 power for medium effects ($d=0.5$).

5.4 Threats to Validity

Internal: LLM stochasticity (temp=0 but ± 21.57 s variance remains), network variability (13.8% outliers removed via per-task-mode IQR), LLM-based scoring subjectivity, **confounded response time measurements**—parallel generates 82–189% more code for some tasks, conflating code generation volume with coordination overhead; current methodology cannot isolate these factors. **External:** Task bias (6 UI tasks <100 LOC), language limitation (TypeScript/React only), scale (5 agents max), representativeness (no $>10k$ LOC codebases). **Construct:** LLM scoring lacks human baseline; response time includes end-to-end latency not pure compute.

Scope and Interpretation: Our evaluation compares parallel vs. sequential execution within the same observation-driven coordination pattern, isolating benefits of parallelism from CRDT-specific overhead. We do NOT compare CRDTs vs. alternative substrates (OT, replicated logs, file-locking)—our results characterize the **coordination pattern** (observation-driven with deterministic convergence), not the optimality of CRDTs specifically. Findings about task-dependent scalability likely generalize to other substrates providing observable updates and deterministic convergence, though substrate-specific performance characteristics (metadata overhead, convergence latency, coordination cost) would differ significantly.

Mitigation: Large samples (50 runs/task), diverse complexity, Bonferroni correction, transparent negative results, explicit acknowledgment that results characterize pattern not primitive.

6 RESULTS AND DISCUSSION

6.1 Overview

100% evaluation pipeline completion across 600 evaluations; zero crashes or data corruption. All runs completed successfully (no evaluation failures, agent crashes, or CRDT synchronization errors). Generated code quality measured separately: TypeScript compilation errors range from 0.59–5.93 per 1000 characters (Table 5); “pipeline completion”

refers to successful execution of the evaluation workflow, not generated code correctness or compilability. Table 3 shows meta-analyzed results.

6.2 RQ1: Performance—Variable Outcomes

Parallel 13.1% slower overall with **significant task-to-task variation**: ranging from -21.1% speedup (Tic-Tac-Toe) to +39.4% slowdown (Algorithm Visualizer). Table 4 shows per-task breakdown.

Analysis: Observed slowdowns result from confounded factors. **Normalized time analysis** (per 1000 characters) reveals parallel coordination is faster per character for 5/6 tasks (11–52% speedup when controlling for code volume). Raw slowdowns are **artifacts of code generation volume**—parallel produces 82–189% more code with optimizations/safety checks.

6.3 RQ2: Code Quality—Mixed Results

Mixed results: Parallel excels at performance (+25%, $p<0.001$, $d_z=1.51$) but degrades code quality (-7.7%, $p<0.001$, $d_z=-0.71$) and accessibility (-5.6%, $p<0.001$, $d_z=-0.59$). Architecture unchanged ($p=0.158$).

Objective Metrics: Static analysis (TypeScript errors, code length) on all 600 samples shows task-dependent outcomes (Table 5).

Analysis: Normalized error rates show parallel benefits decomposable tasks but hurts coupled tasks (Markdown Editor outlier). Code length inflates dramatically for complex tasks (+82–189%: Pomodoro +81.9%, Dashboard +97.6%, Visualizer +188.6%). **Critical Correlation:** All tasks with highest code inflation exhibit largest slowdowns (+29–39%), confounding attribution to coordination overhead alone. **Correlation with LLM scores:** Fewer TS errors (syntactic) but lower Code Quality scores (semantic)—parallel optimizes for compilability over maintainability. Code inflation co-occurs with +25% Performance score (likely optimization logic). **Limitations:** Captures syntactic correctness only; missing semantic/deep quality. Response time measurements conflate code generation volume with coordination overhead.

6.4 RQ3: Consistency—Zero Data Corruption

Zero data corruption. **CRDT guarantees validated:** Strong eventual consistency (all edits converged identically), deterministic conflict resolution, no character-level data loss. Convergence <200 ms (5-agent stress test).

Table 3. Meta-analyzed results (6 tasks \times 50 runs per mode; per-task Wilcoxon tests with inverse-variance pooling). $I^2 = 0\%$ indicates negligible between-task heterogeneity in **effect directions** (all tasks show consistent direction within each metric despite magnitude differences), validating pooling for sign determination. Note: I^2 measures heterogeneity in effect sizes, not raw performance—per-task magnitudes vary dramatically, but $I^2 = 0\%$ means this variance is explained by within-task uncertainty rather than true between-task effect heterogeneity.

Metric	Sequential	Parallel	Δ (s or pts)	Δ (%)	p-value	Effect Size (d, z)
Response Time (s)	60.92 s	68.90 s	+7.98 s	+13.1%	0.022	0.13 (negligible)
Overall Score	55.98	56.52	+0.54	+1.0%	0.029	0.13 (negligible)
Code Quality	17.13	15.81	-1.32	-7.7%	<0.001	-0.71 (medium)
Architecture	13.61	13.50	-0.11	-0.8%	0.158	-0.08 (negligible)
Performance	11.06	13.82	+2.76	+25.0%	<0.001	1.51 (large)
Accessibility	14.18	13.39	-0.79	-5.6%	<0.001	-0.59 (medium)

Table 4. Per-task response time results

Task	Seq (s)	Par (s)	Δ (%)
Tic-Tac-Toe	45.47	35.89	-21.1%
Registration	56.13	52.15	-7.1%
Markdown	69.33	64.32	-7.2%
Pomodoro	56.27	76.47	+35.9%
Dashboard	64.43	83.19	+29.1%
Visualizer	66.39	92.57	+39.4%

7 DISCUSSION

7.1 When Observation-Driven Coordination Works

Normalized time analysis reveals parallel coordination is faster per character for 5/6 tasks (11–52% speedup when controlling for code volume), demonstrating coordination effectiveness. Raw response times mislead: apparent slowdowns result from code generation volume (parallel produces 82–189% more code with optimizations/safety checks), not coordination inefficiency. Tasks with independent components benefit most (Visualizer: 51.8% faster per character).

When It Faces Challenges: Highly coupled tasks (Markdown Editor) show true coordination overhead (+5.8% slower per character). Code volume inflation from independent TODO optimization creates trade-off: more robust/optimized code (correlates with +25% Performance scores) but longer generation time. Accessibility-critical apps suffer from isolated agent decisions; SLA-bound systems cannot tolerate high variance (± 21.57 s).

vs. Existing Approaches: ChatDev/MetaGPT use waterfall/pipeline workflows without concurrent execution (predictable but sequential); CodeCRDT enables parallel coordination with per-character efficiency gains despite volume increases. Strong eventual consistency eliminates character-level merge failures—0% character-level conflicts requiring manual resolution, though edits interleave and converge

deterministically. Note: This differs from Git branch merging (structural conflicts requiring manual intervention) vs. concurrent editing (character-level conflicts). Semantic conflicts (preliminary estimate 5–10% from 60-run inspection) require reconciliation regardless of primitive choice.

7.2 Scalability and Limitations

Scalability Projections: Three overhead sources: CRDT metadata $O(N \times O)$ (manageable to $N=50$), observation processing $O(N \times U)$ (dominant at $N \approx 25-30$), context invalidation $O(N \times k)$ (k invalidations per agent causing thrashing at $N > 10$ for interdependent tasks). **Amdahl’s Law:** Tasks showing speedups peak at $N=3$ (2.05 \times), degrade to break-even at $N \approx 20$; tasks with slowdowns degrade immediately. **Optimal:** 3–5 agents for suitable tasks; sequential for others. Table 6 shows projected scalability inflection points.

Limitations: (1) **Pattern vs. primitive:** Evaluation characterizes observation-driven coordination pattern, not comparative performance of CRDTs vs. OT/consensus-based alternatives—primitive-specific trade-offs (latency, metadata overhead, convergence properties) remain unexplored; (2) **Code generation volume confound** (addressed via normalized time analysis): Raw response time conflates code volume with coordination overhead; normalized analysis reveals 5/6 tasks show per-character speedup, isolating true coordination costs, though LLM latency variability (± 21.57 s) remains; (3) LLM scoring only (no human validation); (4) Semantic conflicts measured via preliminary 60/600 inspection only (comprehensive measurement needed); (5) 5 agents max (scalability projections beyond $N=5$ speculative); (6) TypeScript/React only (generalization to other languages/domains unexplored); (7) High variance unsuitable for SLA-bound systems.

Future Work: Understand why parallel generates more code (independent optimization, safety hedging), primitive comparison (CRDTs vs. OT vs. consensus), semantic conflict detection (LSP integration, AST-level coordination),

Table 5. Per-task objective metrics (Mann-Whitney U tests; *** $p < 0.001$, ** $p < 0.01$, * $p < 0.05$). Highly task-dependent: 5/6 tasks show -46% to -87% error rate reductions; Markdown Editor worsens (+24%). Code length: -12% to +189%. Critical Correlation: All tasks with highest code inflation (Pomodoro, Dashboard, Visualizer: +82–189% code) exhibit largest slowdowns (+29–39%), confounding attribution to coordination overhead alone.

Task	TS Errors/1k chars		Code Length (chars)	
	Seq	Par ($\Delta\%$)	Seq	Par ($\Delta\%$)
Tic-Tac-Toe	4.60	0.59 (-87%)*	12,930	11,509 (-11%)*
Registration	4.24	2.27 (-47%)*	17,196	18,885 (+10%)*
Pomodoro	4.09	1.95 (-52%)*	14,952	27,195 (+82%***)
Markdown	3.26	4.04 (+24%)*	18,285	16,028 (-12%)*
Dashboard	5.93	1.91 (-68%)*	19,194	37,922 (+98%***)
Visualizer	3.78	0.92 (-76%)*	18,389	53,068 (+189%***)

Table 6. Scalability inflection points (speculative projections beyond N=5)

Metric	1–3	5–10	20–30	50+
CRDT Metadata	Low	Low	Moderate	High
Observation $O(N \times U)$	Low	Moderate	Dominant	Prohibitive
Context Invalidation	Rare	Occasional	Frequent	Constant
Speedup (best-case)	1.5–2.0×	1.2–1.4×	1.0–1.2×	<1.0×
Speedup (worst-case)	0.9–1.0×	0.7–0.9×	<0.5×	<0.3×

scalability sweeps (N=1–20), multi-language, runtime testing (functional correctness, actual performance), formal verification, variance reduction.

8 CONCLUSION

CodeCRDT applies observation-driven coordination—a decades-old pattern from distributed systems—to concurrent multi-agent LLM code generation. Building on prior work in Linda tuplespaces, blackboard architectures, and stigmergy, we formalize this pattern for stochastic LLM agents with provable safety guarantees and empirically characterize when parallel coordination succeeds vs. fails based on task structure.

Contributions: (1) Formalization and implementation of observation-driven coordination for stochastic LLM agents with provable safety (TODO-claim protocol ensuring at-most-one agent per task under strong eventual consistency); (2) 600-trial evaluation with normalized time analysis revealing parallel is faster per character for 5/6 tasks (11–52% speedup when controlling for code volume), demonstrating that apparent slowdowns result from code generation volume rather than coordination inefficiency; (3) Demonstration that LLM agents exhibit distinct failure modes: semantic conflicts despite character-level convergence, code volume inflation from local optimization, quality-performance trade-offs; (4) Open-source implementation, deployment heuristics, and methodological insights on measuring parallel LLM coordination when code generation volume confounds response time.

Key Findings: Raw response times show task-dependent outcomes (21.1% speedup to 39.4% slowdown), but normalized time analysis reveals parallel is faster per character for 5/6 tasks (11–52% speedup when controlling for code volume). Apparent slowdowns are artifacts of code generation volume—parallel produces 82–189% more code with optimizations/safety checks, requiring more inference time but generated more efficiently. Only highly coupled tasks (Markdown Editor: +5.8% slower per character) show true coordination overhead dominance. Quality trade-offs: +25% performance optimization correlating with code volume inflation, but -7.7% code quality, -5.6% accessibility from isolated agent decisions. Results validate observation-driven coordination effectiveness while revealing emergent behavior: parallel agents optimize locally, producing more robust but verbose code.

Impact: Observation-driven coordination enables decentralized AI collaboration with formal consistency guarantees, with variable effectiveness depending on task characteristics. The pattern generalizes beyond CRDTs to any substrate providing observable updates and deterministic convergence. Applications beyond code generation: collaborative reasoning, multi-modal generation, edge AI. As agent-based systems proliferate, observation-driven coordination offers principled foundation with empirically characterized trade-offs.

REFERENCES

- Chen, Q., Liu, W., Liu, H., Chen, N., Dang, Y., Li, J., Yang, C., Chen, W., Su, Y., Cong, X., Xu, J., Li, D., Liu, Z., and Sun, M. Chatdev: Communicative agents for software development. In *Proceedings of ACL 2024*, 2024. arXiv:2307.07924.
- Erman, L. D., Hayes-Roth, F., Lesser, V. R., and Reddy, D. R. The hearsay-ii speech-understanding system: Integrating knowledge to resolve uncertainty. *ACM Computing Surveys*, 12(2):213–253, 1980.
- Gelernter, D. Generative communication in linda. *ACM Transactions on Programming Languages and Systems*, 7 (1):80–112, 1985.
- Gentle, J. and Kleppmann, M. Collaborative text editing with eg-walker: Better, faster, smaller. *Proceedings of EuroSys 2025*, 2025. To appear. arXiv:2409.14252.
- Hong, S., Zhuge, M., Chen, J., Zheng, X., Cheng, Y., Zhang, C., Wang, J., Wang, Z., Yau, S. K. S., Lin, Z., Zhou, L., Ran, C., Xiao, L., Wu, C., and Schmidhuber, J. Metagpt: Meta programming for multi-agent collaborative framework. *arXiv preprint arXiv:2308.00352*, 2023.
- Jahns, K. Yjs: A crdt framework with a powerful abstraction of shared data types. GitHub repository, 2020. URL <https://github.com/yjs/yjs>.
- Microsoft. Vs code live share: Real-time collaborative development. <https://code.visualstudio.com/learn/collaboration/live-share>, 2020.
- Peng, S., Kalliamvakou, E., Cihon, P., and Demirer, M. The impact of ai on developer productivity: Evidence from github copilot. *arXiv preprint arXiv:2302.06590*, 2023.
- Shapiro, M., Preguiça, N. M., Baquero, C., and Zawirski, M. Conflict-free replicated data types. In *13th International Symposium on Stabilization, Safety, and Security of Distributed Systems (SSS)*. Springer, 2011. INRIA Technical Report 7506.
- Theraulaz, G. and Bonabeau, E. A brief history of stigmergy. *Artificial Life*, 5(2):97–116, 1999.

A IMPLEMENTATION DETAILS

A.1 CRDT Configuration

Hocuspocus WebSocket relay with 15 s sync timeout, exponential backoff (1 s–30 s), max 5 reconnection attempts.

A.2 Agent Prompts (Abbreviated)

Outliner generates TypeScript/React skeletons with TODO markers; Implementation agents fill TODOs using cursor tool; Evaluator scores quality/architecture/performance/accessibility (0–20 each).

A.3 Statistical Analysis

Per-task Wilcoxon signed-rank tests with Mann-Whitney U for objective metrics; Cohen’s d_z effect sizes; Bonferroni correction $\alpha = 0.05/6$.

A.4 Effect Size Explanation

Table 3 reports Cohen’s d_z (paired differences) rather than Cohen’s d (independent samples). The switch from unpaired ($d \approx 0.5$) to paired analysis ($d_z = 1.51$ for Performance) increases effect sizes by removing between-task variance. Per-task pairing properly accounts for experimental design where same tasks run in both modes.

A.5 TODO-Claim Protocol: Formal Specification

State: Shared Y.Map with entries `TODO.k` = {description, status \in {pending, claimed, done}, assignedTo \in AgentID \cup {null}, logicalClock}

Claim Operation (agent A):

- 1: **claim**(A, k):
- 2: **pre:** `TODO.k.status = pending \wedge TODO.k.assignedTo = null`
- 3: 1. `write(TODO.k.assignedTo \leftarrow A, logicalClock \leftarrow A.counter++)`
- 4: 2. `wait(SYNC_DELAY) // 50 ms for CRDT convergence`
- 5: 3. `v \leftarrow read(TODO.k.assignedTo)`
- 6: 4. **return** (`v == A`) // claim succeeded iff we won

Safety Theorem: At any point after convergence, $\forall \text{TODO.k: } |\{A : A.\text{claimSucceeded}(k)\}| \leq 1$

Proof Sketch:

1. Yjs Y.Map implements LWW register per key (assignedTo is a key)
2. Concurrent writes resolve via (logicalClock, clientID) lexicographic total order
3. All replicas converge to same winner (SEC guarantee)
4. Verify-after-wait ensures agents observe post-convergence state
5. Therefore, at most one agent observes `assignedTo == self` post-convergence

Table 7. Response time normalized by code length (s/1000 chars)

Task	Seq	Par	Δ (%)
Tic-Tac-Toe	3.52	3.12	-11.4%
Registration	3.26	2.76	-15.3%
Markdown	3.79	4.01	+5.8%
Pomodoro	3.76	2.81	-25.3%
Dashboard	3.36	2.19	-34.8%
Visualizer	3.61	1.74	-51.8%

and mode.

Liveness: Eventually, all pending TODOs are claimed (assuming ≥ 1 live agent, finite retry, no infinite failures). Crashed agents’ stale claims reclaimed via 120 s timeout + status reset.

Idempotency: Re-claiming already-claimed TODO is safe (verify step fails, agent moves to next).

ABA Prevention: Logical clocks monotonically increase per agent; clientID tie-breaking is deterministic.

B STATISTICAL TABLES

B.1 Normalized Response Time Analysis

To isolate coordination overhead from code generation volume, we compute response time normalized by code length (seconds per 1000 characters):

Critical Finding: When controlling for code length, parallel coordination is faster per character for 5/6 tasks (11–52% speedup). Raw slowdowns result from code generation volume (parallel produces 82–189% more code), not coordination inefficiency.

Implications: (1) Observation overhead $O(N \times U)$ is **not** the dominant factor for 5/6 tasks; (2) Code generation volume inflation drives raw response time; (3) Parallel agents generate code more efficiently (faster per character) despite producing more code; (4) Only highly coupled tasks (Markdown Editor) show true coordination overhead dominance.

B.2 Outlier Analysis

83/600 data points removed (13.8%) via per-task-mode IQR method. Breakdown by task: Algorithm Visualizer (7 outliers: 3 parallel, 4 sequential), Dashboard (5: 3 parallel, 2 sequential), Markdown Editor (37: 15 parallel, 22 sequential), Pomodoro Timer (14: 10 parallel, 4 sequential), Registration Page (13: 7 parallel, 6 sequential), Tic-Tac-Toe (7: 3 parallel, 4 sequential). Symmetric overall across modes (42 parallel, 41 sequential). Causes: network timeouts, Amazon Bedrock throttling, system load. Robustness checks recommended: no-removal baseline, winsorization, quantile regression. **Per-Task Detailed Results:** Available in supplementary materials with mean, std, 95% CI per task