

A New Targeted-Federated Learning Framework for Estimating Heterogeneity of Treatment Effects: A Robust Framework with Applications in Aging Cohorts

Rong Zhao¹, Jason Falvey², Xu Shi³, Vernon M. Chinchilli^{1,†}, and Chixiang Chen^{4,†}

¹Department of Public Health Sciences, Penn State College of Medicine

²Department of Physical Therapy and Rehabilitation Science,
University of Maryland School of Medicine

³Department of Biostatistics, University of Michigan, Ann Arbor

⁴Department of Epidemiology and Public Health,
University of Maryland School of Medicine

[†] Co-corresponding authors

October 23, 2025

Abstract

Analyzing data from multiple sources offers valuable opportunities to improve the estimation efficiency of causal estimands. However, this analysis also poses many challenges due to population heterogeneity and data privacy constraints. While several advanced methods for causal inference in federated settings have been developed in recent years, many focus on difference-based averaged causal effects and are not designed to study effect modification. In this study, we introduce a novel targeted-federated learning framework to study the heterogeneity of treatment effects (HTEs) for a targeted population by proposing a projection-based estimand. This HTE framework integrates information from multiple data sources without sharing raw data, while accounting for covariate distribution shifts among sources. Our proposed approach is shown to be doubly robust, conveniently supporting both difference-based estimands for continuous outcomes and odds ratio-based estimands for binary outcomes. Furthermore, we develop a communication-efficient bootstrap-based selection procedure to detect non-transportable data sources, thereby enhancing robust information aggregation without introducing bias. The superior performance of the proposed estimator over existing methods is demonstrated through extensive simulation studies, and the utility of our approach has been shown in a real-world data application using nationwide Medicare-linked data.

Keywords: Categorical outcomes; Doubly robust estimation; Federated learning; Heterogeneity of treatment effects.

1 INTRODUCTION

Precision medicine aims to tailor healthcare decisions to individual patient characteristics, recognizing that treatment effects often vary across different subpopulations. This variation, known as heterogeneity of treatment effects (HTEs), has critical implications for clinical practice, health policy, and equitable care delivery [18]. A one-size-fits-all estimate of treatment efficacy, such as the average treatment effect (ATE), may mask important differences in how subgroups respond to interventions, potentially leading to suboptimal or even harmful decisions for certain individuals. As a result, there is growing emphasis on identifying and quantifying HTEs to better inform precision treatment strategies.

From a statistical perspective, HTEs can be formulated as the treatment effect as a function of certain covariates [17, 23, 25]. In the past decade, an increasing number of methodologies have been developed to better characterize these effects, including T-learner [19], R-learner [25], DR-learner [17], among others. Most of these approaches primarily focus on difference-based estimands for a continuous outcome, though extensions to other outcome types, such as conditional estimands for time-to-event outcomes, have also been explored [23]. To estimate HTEs, existing methods typically rely on either the propensity score (PS) or outcome regression (OR) model. When both models are used, researchers are interested in a so-called doubly robust approach [29, 1], which will yield a consistent estimate if either PS or OR is correctly specified, but not necessarily both. This feature offers more protection against model specification in real data analysis and has proven valuable in modern clinical research [31].

Furthermore, most existing literature on HTEs relies on a single dataset, which often limits statistical power due to small sample sizes, particularly in a single-site study. With the growing availability of clinical data across institutions, there is a burgeoning interest in leveraging multi-source data to enhance the estimation of HTEs. Federated learning has emerged as a powerful paradigm for this purpose, enabling collaborative analysis across multiple institutions/study groups/study years without the need to pool individual-level data [8]. By preserving data privacy and complying with institutional or regulatory constraints, federated learning facilitates large-scale inference while mitigating the risks and complexities associated with centralized data sharing. While the majority of federated learning methods to date have focused on prediction [3, 9, 21, 13] and classification tasks [15, 36], recent advancements have extended federated learning frameworks

to support causal inference [35, 38, 16]. However, these approaches primarily target the estimation of ATE for the overall study population, rather than focusing on a prespecified target population that is often of greatest interest to researchers. Such target populations may include patients admitted in the most recent year, subpopulations from specific geographic regions, individuals with particular baseline characteristics or comorbidities, or historically underrepresented groups in clinical research [20, 14]. Tailoring causal inference to these specific populations can yield more relevant and actionable insights for decision-making and policy development. More recently, [14] developed a targeted-federated learning approach for the mean potential outcome by adapting transfer learning techniques to leverage information from external source data and provided an estimate of target ATE. To the best of our knowledge, however, a significant methodological gap remains in the literature regarding the development of targeted-federated learning approaches for estimating HTEs.

To address these methodological gaps, we aim to develop a novel targeted-federated learning framework for estimating HTEs within a prespecified targeted population. We formally define the underlying HTE based on a projection-based estimand, which is broadly applicable across different outcome types, including count and binary outcomes. This new estimand is based on a working structural model that can serve as a reasonable approximation to the underlying HTE function. Building on this framework, we develop two doubly robust estimators: one relies solely on the target dataset, the other integrates information from multiple datasets under the targeted-federated paradigm. The latter estimator is doubly robust in the sense that it yields a consistent estimate if either the OR model is correctly specified or both the PS and density ratio model are correctly specified, but not necessarily all three. The density ratio model plays a crucial role in calibrating the covariate distribution shift across datasets [26, 14, 4]. To further safeguard against negative transfer and enhance robustness, we introduce a communication-efficient bootstrap-based selection procedure designed to detect and exclude non-transportable data sources that could bias estimation. This step ensures that only compatible information is integrated, supporting valid and efficient information aggregation in federated settings.

A preview of the proposed framework highlights several innovations that distinguish it from existing literature. First, the proposed HTE estimand and working structural model are novel contributions to the HTE literature, offering a flexible yet interpretable way to capture the rela-

tionship between baseline covariates and outcomes. This formulation is especially advantageous when the outcome is categorical, as it facilitates straightforward interpretation of HTEs. Second, the proposed learning framework based upon the new estimand introduces several methodological advancements to federated learning literature: it is doubly robust, accommodates covariate shift across datasets, and requires only a single round of information exchange, making it both statistically rigorous and communication-efficient. Third, the proposed dataset selection procedure is designed to be simple and practical, requiring no additional rounds of communication or complex exchange of technical information, thus ensuring scalability and ease of implementation in federated settings.

The remainder of the article is organized as follows. In Section 2, we describe notation and the proposed targeted-federated estimators. In Section 3, we conduct extensive simulation studies to demonstrate the finite-sample performance of the proposed methods. Section 4 summarizes the application of our proposed methods on a nationwide Medicare claims-based data among older adults who experienced a hip fracture. We conclude with a brief summary and discussion of the future directions in Section 5.

2 METHODOLOGY

2.1 Basic setup

Consider data on N individuals stored across $K + 1$ independent data sources, indexed by the set $\mathcal{K} = \{1, \dots, K + 1\}$. The m -th data source contains n_m sample size, such that $N = \sum_{m=1}^{K+1} n_m$. Let $M_i = m$ be the source indicator for subject i , indicating that their data are stored at source $m \in \mathcal{K}$. Without loss of generality, we designate the data from the first source ($M = 1$) as the target dataset of interest and treat the remaining sources (i.e., $m \in \mathcal{S} = \{2, \dots, K + 1\}$) as external datasets. For each subject i , we observe an outcome of interest Y_i , which may be either continuous or binary scale (e.g., stay more days at home (DAH) vs fewer), a binary treatment indicator $A_i \in \{0, 1\}$ (e.g., surgical types: open reduction with internal fixation (OR/IF) vs total hip arthroplasty (HA)), and a p -dimensional baseline covariates $\mathbf{X}_i = (X_{i1}, \dots, X_{ip})^\top$ (e.g., age, sex, comorbid conditions, etc.). The distributions of baseline covariates may vary across datasets, with source-specific density functions denoted by $f(\mathbf{X}|M = m)$ for $m \in \mathcal{K}$. The observed data

from the m -th source are summarized as $D_m = \{(Y_i, \mathbf{X}_i^\top, A_i)^\top : 1 \leq i \leq N \text{ and } M_i = m\}$.

This paper addresses a practical scenario in which sharing individual-level data across sources is challenging. In the case study, we aim to evaluate the differential impact of two surgical procedures for older hip fracture survivors. Our research team has access to Medicare fee-for-service data from 2017, which serves as the target dataset. To strengthen statistical power, we collaborate with a partner who has additional historical data from 2010 to 2016. This collaborative framework naturally motivates the use of targeted-federated learning. Beyond our case study, similar multi-site collaborations without direct data sharing are common in various settings, including meta-analyses across independent clinical trials, multi-center studies under federated networks, and other distributed research.

Before concluding this section, we describe the Neyman-Rubin causal paradigm [33, 30]. Let $Y_i(a)$ be the potential outcome for individual i under treatment assignment $A_i = a$, with $a \in \{0, 1\}$. In practice, only one of the two potential outcomes is observed for each individual. The observed outcome is linked to the potential outcomes through the relationship $Y_i = A_i Y_i(1) + (1 - A_i) Y_i(0)$. To enable valid causal inference, we adopt the following standard assumptions, collectively known as the Stable Unit Treatment Value Assumption (SUTVA):

Assumption 1 (*No interference*) *The potential outcomes of any individual are unrelated to the treatment assignment of other individuals.*

Assumption 2 (*Consistency*) *For each individual i , if $A_i = a$, $Y_i = Y_i(a)$.*

Assumption 1 requires no interference between individuals, which is reasonable in our case study since most of the medicare beneficiaries in our dataset who experience a hip fracture are treated and live independently. Assumption 2 states that the observed outcome is equal to the potential outcome under the assigned treatment, and there are no multiple versions of a treatment, which is also plausible in our application.

2.2 Heterogeneity of treatment effect via a working structural model

In this section, we define the underlying HTE estimand of interest and introduce a novel structural model that reasonably approximates the estimand. Under the potential outcome framework, our focus is on the expectation of the potential outcome with $A = a$, for $a \in \{0, 1\}$, conditional

on a subset of covariates $\tilde{\mathbf{X}} \subset \mathbf{X}$ that may serve as potential effect modifiers, with the target population defined as individuals from the source $M = 1$: $E(Y(a)|\tilde{\mathbf{X}}, M = 1)$. The estimand of our interest is similar to those defined in the existing literature [5, 22], except that it focuses on the targeted population ($M = 1$) rather than the entire population. However, the proposed estimand poses challenges for non-parametric calculation due to its infinite dimensionality and complex interpretation regarding modifier effects. In practice, clinical researchers are often more interested in evaluating how specific covariates in $\tilde{\mathbf{X}}$ influence the outcome, including relative risk and odds ratio when the outcome is categorical. To enhance practical applicability and promote more interpretable results, instead of non-parametrically estimating $E(Y(a)|\tilde{\mathbf{X}}, M = 1)$, we consider a working structural model

$$l\{E(Y(a)|\tilde{\mathbf{X}}, M = 1)\} = \boldsymbol{\eta}(\tilde{\mathbf{X}}, a)^\top \boldsymbol{\beta}, \quad (1)$$

where $l(\cdot)$ is a link function, which could be a log-link if the outcome $Y(a)$ is count data and a logit-link if $Y(a)$ is binary, and $\boldsymbol{\eta}(\tilde{\mathbf{X}}, a)$ denotes a pre-specified vector involving $\tilde{\mathbf{X}}$ and a . The model is structural as it models the potential outcomes. We consider the working form $\boldsymbol{\eta}(\tilde{\mathbf{X}}, a)^\top \boldsymbol{\beta}$ for its convenient interpretability. Alternative parametric forms can be employed depending on the specific needs of the application. One typical example for $\boldsymbol{\eta}(\tilde{\mathbf{X}}, a)$ is to impose a linear form of $(1, a, \tilde{\mathbf{X}}^\top, a\tilde{\mathbf{X}}^\top)^\top$. Consequently, the parameters excluding the intercept in $\boldsymbol{\beta}$ can be interpreted as odds ratios for treatment, covariates, and their interaction effects (i.e., effect modification) if the outcome is binary; as relative risks if the outcome is a count; and as additive effect sizes if the outcome is continuous. Another typical example is $\boldsymbol{\eta}(\tilde{\mathbf{X}}, a)^\top \boldsymbol{\beta} = \beta_1 + \beta_2 a$, which is boiled down to well-recognized marginal structural models (MSMs) [28]. Thus, the proposed structural model is more general than MSMs, with direct interpretability of effect sizes and the potential to study effect modification.

Moreover, it is highly likely that the imposed structural model in (1) is mis-specified, meaning that the underlying true estimand $E(Y(a)|\tilde{\mathbf{X}}, M = 1)$ may not precisely equal the imposed working function $\boldsymbol{\eta}(\tilde{\mathbf{X}}, a)^\top \boldsymbol{\beta}$. This is a common scenario in the HTE literature, where the underlying truth cannot always be explicitly captured [5, 22, 25, 17]. For instance, even in cases where the full conditional $l\{E(Y(a)|\mathbf{X}, M = 1)\}$ for a binary outcome exactly follows a linear form, the marginalized estimand $l\{E(Y(a)|\tilde{\mathbf{X}}, M = 1)\}$ based on a subset of covariates $\tilde{\mathbf{X}}$ may be unknown and generally takes a complicated, non-linear form.

Given that the true estimand value cannot be exactly recovered, a working structural model that reasonably approximates the underlying estimand serves as a practical alternative. Therefore, we define the underlying parameters β_0 indexed in the working structural model as those that solve the following moment condition

$$E\left(\sum_{a \in \{0,1\}} \boldsymbol{\eta}(\tilde{\mathbf{X}}, a) \left[Y(a) - l^{-1} \{ \boldsymbol{\eta}(\tilde{\mathbf{X}}, a)^\top \beta_0 \} \right] \middle| M = 1\right) = \mathbf{0}. \quad (2)$$

Intuitively, the working function $\boldsymbol{\eta}(\tilde{\mathbf{X}}, a)^\top \beta_0$ can be interpreted as the projection of the potential outcome $Y(a)$ onto the space defined by $\{\tilde{\mathbf{X}}, a\}$, analogous to traditional generalized linear regression as if the potential outcomes $Y(a)$ for $a \in \{0, 1\}$ were observed. It is straightforward to show that the above moment condition holds when $Y(a)$ is replaced with $E(Y(a)|\tilde{\mathbf{X}}, M = 1)$. Therefore, the proposed working function evaluated at β_0 satisfying the moment condition (2) provides a reasonable approximation of $E(Y(a)|\tilde{\mathbf{X}}, M = 1)$.

In summary, the proposed working structural model in (1) and (2) contributes a novel perspective to the literature, as most existing HTE methods primarily focus on difference-based estimands and lack straightforward interpretation when the outcome is categorical. In the next section, we introduce a doubly robust targeted-federated learning method for estimating the parameters β_0 . This approach requires only a single round of communication between data sources, is straightforward to implement, and circumvents the need for individual-level data sharing across sources.

2.3 The proposed estimation

In this section, we first introduce a robust estimator based solely on the target data, followed by an estimation procedure that integrates data from multiple sources in a federated setting. Then, we establish the theoretical properties of the proposed methods and discuss an extension to scenarios in which data from certain sources should not be borrowed.

2.3.1 Doubly robust estimator using the target data

To estimate the HTE for the target population (i.e., $M = 1$), one could use the target source data alone to construct a doubly robust estimator based on the working structural model described in the previous section. To facilitate non-parametric identification, we make two additional assumptions:

Assumption 3 (*Positivity of treatment assignment in the target site*): $0 < \Pr(A_i = 1 | \mathbf{X}_i = \mathbf{x}, M_i = 1) < 1$ for any \mathbf{x} such that $\Pr(\mathbf{X}_i = \mathbf{x} | M_i = 1) > 0$

Assumption 4 (*Ignorability in the target site*): $Y_i(a) \perp\!\!\!\perp A | \mathbf{X}_i, M_i = 1$ for $a \in \{0, 1\}$ and all individuals in the target site.

Under Assumptions 1 to 4, a doubly robust estimator for the underlying target HTE, denoted by $\hat{\beta}_T$, can be obtained by solving the following estimating equations:

$$n_1^{-1} \sum_{i=1}^N I(M_i = 1) \left(\sum_{a \in \{0,1\}} \boldsymbol{\eta}(\tilde{\mathbf{X}}_i, a) \left[\frac{I_{\{A_i=a\}}}{\pi_1(a, \mathbf{X}_i; \hat{\gamma}_1)} \{Y_i - g_1(a, \mathbf{X}_i; \hat{\psi}_1)\} + \left\{ g_1(a, \mathbf{X}_i; \hat{\psi}_1) - l^{-1}\{\boldsymbol{\eta}^\top(\tilde{\mathbf{X}}_i, a) \boldsymbol{\beta}_T\} \right\} \right] \right) = \mathbf{0} \quad (3)$$

where $\pi_1(a, \mathbf{X}_i; \hat{\gamma}_1)$ and $g_1(a, \mathbf{X}_i; \hat{\psi}_1)$ are the estimated propensity score (PS) model and outcome regression (OR) model, respectively, with parameters $\hat{\gamma}_1$ and $\hat{\psi}_1$ estimated by maximum likelihood approaches. The functions $l(\cdot)$ and $\boldsymbol{\eta}(\cdot)$ have been defined in Section 2.2. Two key features of the estimator $\hat{\beta}_T$ are observed: first, the estimator $\hat{\beta}_T$ possesses the doubly robust property, as formalized in the following Theorem 1.

Theorem 1 *Given Assumptions 1 to 4 and mild regularity conditions [34], the estimator $\hat{\beta}_T$ is a consistent estimator if either $E(Y(a) | \mathbf{X}, M = 1) = g_1(a, \mathbf{X}_i; \boldsymbol{\psi}_1^*)$ or $\Pr(A = a | \mathbf{X}, M = 1) = \pi_1(a, \mathbf{X}_i; \boldsymbol{\gamma}_1^*)$ hold for $a \in \{0, 1\}$, but not necessarily both, with $\hat{\psi}_1 - \boldsymbol{\psi}_1^* = o_p(1)$ and $\hat{\gamma}_1 - \boldsymbol{\gamma}_1^* = o_p(1)$.*

Second, the estimator $\hat{\beta}_T$ does not have an analytical form in general, necessitating an iterative estimation scheme. However, the term $\{\boldsymbol{\eta}(\tilde{\mathbf{X}}_i, a) I_{\{A_i=a\}} / \pi_1(a, \mathbf{X}_i; \hat{\gamma}_1)\} \{Y_i - g_1(a, \mathbf{X}_i; \hat{\psi}_1)\}$ does not directly involve the primary parameters $\boldsymbol{\beta}_T$ and therefore does not need to be updated in each iteration. This feature is essential for devising an efficient distributed algorithm for our target-federated estimator, as described in the next section.

2.3.2 Doubly robust targeted-federated learning

The strategy of using only target data may be underpowered to capture the heterogeneity of treatment effects due to the limited sample size and insufficient population diversity in a single data source. Integrating information from other data sources can help achieve a more precise estimate.

We propose a doubly robust targeted-federated estimator that achieves three goals: (1) flexibly accommodating heterogeneity in covariate distributions across data sources, (2) preserving data privacy by eliminating the need to share individual-level data, and (3) minimizing communication costs and distribution times among different sites. To achieve these goals and promote non-parametric identification, we require additional assumptions for the source datasets:

Assumption 5 (*Positivity of treatment assignment*): $0 < \Pr(A_i = 1 | \mathbf{X}_i = \mathbf{x}, M_i = m) < 1$ for any \mathbf{x} such that $\Pr(\mathbf{X}_i = \mathbf{x} | M_i = m) > 0$ and $m \in \mathcal{S}$.

Assumption 6 (*Ignorability*): $Y_i(a) \perp\!\!\!\perp A_i | \mathbf{X}_i, M_i = m$ for $a \in \{0, 1\}$ and all individuals in source datasets.

Assumption 7 (*Positive covariate distributions*): $\Pr(\mathbf{X}_i = \mathbf{x} | M_i = m) > 0$ for $m \in \mathcal{S}$ and any possible \mathbf{x} satisfying $\Pr(\mathbf{X}_i = \mathbf{x} | M_i = 1) > 0$.

Assumption 8 (*Mean exchangeability over data source allocation*): $E(Y(a) | \mathbf{X} = \mathbf{x}) = E(Y(a) | \mathbf{X} = \mathbf{x}, M_i = m)$ for $m \in \mathcal{K}$.

Assumptions 5 and 6 extend Assumptions 3 and 4 to the source sites. Assumption 7 additionally requires that the covariate distributions across different sites remain non-zero when \mathbf{x} assumes possible values from the target data, which is essential for validating the use of density ratio model ([26]). Assumption 8 requires that the mean potential outcome under treatment a is independent of the data source allocation, conditional on the baseline covariates. Note that Assumption 6 & 8 can be further relaxed under specific conditions. We refer readers to Section 1.5 of the Supplementary Material for more details.

We now present the estimation procedure. The proposed targeted-federated estimator, denoted by $\hat{\beta}_F$, can be obtained by solving the following estimating equations:

$$\sum_{m \in \mathcal{S}} w_m \mathbf{P}_m + w_1 \mathbf{P}_1 + \mathbf{Q}_1 = \mathbf{0}, \text{ where} \quad (4)$$

$$\mathbf{P}_m = \sum_{i=1}^N \sum_{a \in \{0,1\}} \frac{I(M_i = m)}{n_m} \boldsymbol{\eta}(\tilde{\mathbf{X}}_i, a) \left[\tau_m(\mathbf{X}_i; \hat{\boldsymbol{\alpha}}_m) \frac{I_{\{A_i=a\}}}{\pi_m(a, \mathbf{X}_i; \hat{\boldsymbol{\gamma}}_m)} \left\{ Y_i - g_m(a, \mathbf{X}_i; \hat{\boldsymbol{\psi}}_m) \right\} \right],$$

$$\mathbf{P}_1 = \sum_{i=1}^N \sum_{a \in \{0,1\}} \frac{I(M_i = 1)}{n_1} \boldsymbol{\eta}(\tilde{\mathbf{X}}_i, a) \left[\frac{I_{\{A_i=a\}}}{\pi_1(a, \mathbf{X}_i; \hat{\boldsymbol{\gamma}}_1)} \left\{ Y_i - g_1(a, \mathbf{X}_i; \hat{\boldsymbol{\psi}}_1) \right\} \right],$$

$$\mathbf{Q}_1 = \sum_{i=1}^N \sum_{a \in \{0,1\}} \frac{I(M_i = 1)}{n_1} \boldsymbol{\eta}(\tilde{\mathbf{X}}_i, a) \left[g_1(a, \mathbf{X}_i; \hat{\boldsymbol{\psi}}_1) - l^{-1} \{ \boldsymbol{\eta}^\top(\tilde{\mathbf{X}}_i, a) \boldsymbol{\beta}_F \} \right].$$

Here, $\pi_m(a, \mathbf{X}_i; \hat{\boldsymbol{\gamma}}_m)$ and $g_m(a, \mathbf{X}_i; \hat{\boldsymbol{\psi}}_m)$ are the estimated PS model and the OR model, respectively, with parameters $\hat{\boldsymbol{\gamma}}_m$ and $\hat{\boldsymbol{\psi}}_m$ estimated using source dataset $m \in \mathcal{S}$. The dataset-specific weights w_m , for $m \in \mathcal{K}$, are non-negative and satisfy $\sum_{m \in \mathcal{K}} w_m = 1$. For example, when $w_1 = 1$ and $w_m = 0$ for all $m \in \mathcal{S}$, this targeted-federated estimator becomes the target-only estimator described in Section 2.3.1; when $w_m = n_m/N$, $m \in \mathcal{K}$, the proposed estimator will aggregate the information from external source datasets by their sample sizes.

We now provide the rationale behind the proposed estimating equations, with a focus on addressing covariate distribution shifts, achieving the doubly robust property, and ensuring efficient communication and research. Specifically, to account for distributional shifts in covariates across datasets, we adopt the density tilting approach by incorporating a tilting function $\tau_m(\mathbf{X}_i; \boldsymbol{\alpha}_m)$, parameterized by $\boldsymbol{\alpha}_m$, which reweights the source populations ($m \in \mathcal{S}$) to align with the target population and has been widely used in recent literature [27, 10, 14]. The detailed estimation procedure is described in Section 2.3.3. Moreover, the resulting estimator given by the proposed estimating equations preserves the doubly robust property as stated in the following Theorem.

Theorem 2 *Given Assumptions 1 to 8 and mild regularity conditions [34], the estimator $\hat{\boldsymbol{\beta}}_F$ is a consistent estimator if either (i) $E(Y(a)|\mathbf{X}, M = m) = g_m(a, \mathbf{X}_i; \boldsymbol{\psi}_m^*)$, $m \in \mathcal{K}$ or (ii) $Pr(A = a|\mathbf{X}, M = m) = \pi_m(a, \mathbf{X}_i; \boldsymbol{\gamma}_m^*)$, $m \in \mathcal{K}$ and $f(\mathbf{X}|M = 1)/f(\mathbf{X}|M = m) = \tau_m(\mathbf{X}, \boldsymbol{\alpha}_m^*)$, $m \in \mathcal{S}$ hold for $a \in \{0, 1\}$, with $\hat{\boldsymbol{\psi}}_m - \boldsymbol{\psi}_m^* = o_p(1)$, $\hat{\boldsymbol{\gamma}}_m - \boldsymbol{\gamma}_m^* = o_p(1)$ and $\hat{\boldsymbol{\alpha}}_m - \boldsymbol{\alpha}_m^* = o_p(1)$.*

Theorem 2 holds not only when all models in $m \in \mathcal{K}$ satisfy condition (i) or all models in $m \in \mathcal{S}$ satisfy condition (ii), but also under broader modeling scenarios. We refer readers to Section 1.5 of the Supplementary Material for more details. Additionally, the proposed method is communication-efficient, requiring only a single round of interaction without sharing individual-level data across sources. Notably, covariate summary statistics from the target site, such as the covariate means, are first shared with the source sites to estimate $\boldsymbol{\alpha}_m$ in the density tilting model, after which each source transfers its partial information \mathbf{P}_m back to the target analysis to estimate $\boldsymbol{\beta}_F$. This single-round communication framework reduces the risk of analysis errors and minimizes the logistical burden of data integration.

2.3.3 Density ratio weighting approach This section provides more details on the implementation of density ratio weighting to account for heterogeneous populations between the target site and source sites. Specifically, we posit a semiparametric model for the density ratio $\tau_m(\mathbf{X}, \boldsymbol{\alpha}_m) = \exp(\boldsymbol{\alpha}_m^\top r(\mathbf{X}))$ satisfying the exponential tilting assumption [26]: $f_1(\mathbf{X}) = f_m(\mathbf{X})\tau_m(\mathbf{X}; \boldsymbol{\alpha}_m)$, for any $m \in \mathcal{S}$, where $f_1(\mathbf{X})$ and $f_m(\mathbf{X})$ represent covariate density functions of data at the target and source site $m \in \mathcal{S}$, respectively, and $r(\cdot)$ is a vector with user-specified elements. For example, when $r(\mathbf{X}) = \mathbf{X}$, this model will recover the whole class of natural exponential family distributions with canonical parameterization, such as the normal distribution with mean shift and Bernoulli distribution for binary variables [10]. The density ratio model accounts for the covariates shift by tilting the source site population to the target site, with $\boldsymbol{\alpha}_m$ satisfying the following estimating equations

$$\frac{1}{n_1} \sum_{i=1}^N I(M_i = 1) \tilde{\mathbf{r}}(\mathbf{X}_i) = \frac{1}{n_m} \sum_{i=1}^N I(M_i = m) \tilde{\mathbf{r}}(\mathbf{X}_i) \tau_m(\mathbf{X}_i; \boldsymbol{\alpha}_m) \text{ for } m \in \mathcal{S}, \quad (5)$$

where $\tilde{\mathbf{r}}(\mathbf{X})$ is a vector containing covariate information. For example, when $\tilde{\mathbf{r}}(\mathbf{X}) = \mathbf{r}(\mathbf{X}) = \mathbf{X}$, the left-hand side becomes the first moment estimates of covariates from the target site, while the right-hand side becomes the first moment estimates from the source site m , $m \in \mathcal{S}$, calibrated by the density ratio model. Consequently, the adjusted distribution for each covariate are expected to be identical if the density tilting model is correctly specified [26].

2.4 Method extension

The federated estimation framework introduced in Section 2.3.2 relies on a critical assumption: the mean conditional potential outcome is exchangeable across data sources (Assumption 8). While this assumption is plausible for some applications, it may not hold universally, particularly in the presence of substantial heterogeneity in source-specific populations, clinical practices, or healthcare policies. Additionally, the proposed doubly robust estimator requires either the OR models or both the density ratio and PS models to be correctly specified. This requirement can be challenging to satisfy when the number of data sources is large. Under these circumstances, integrating information from non-transportable datasets may lead to biased estimates, a phenomenon often referred to as “negative transfer” in the machine learning literature [37]. These practical concerns motivate the extension of our framework to enhance its robustness and applicability in real-

world federated learning scenarios. A key objective of the extended methodology is to provide an effective and easily implementable approach in federated settings, requiring minimal additional statistical effort. To this end, we propose a bootstrap-based selection procedure that can detect non-transportable source datasets, thereby mitigating the risk of negative transfer. The extended framework consists of the following steps (Figure 1(a)):

Step 1: For the target dataset (i.e., $M = 1$), generate B bootstrap samples $\mathcal{D}_1^{(b)}$ ($b = 1, \dots, B$). For each resampled dataset $\mathcal{D}_1^{(b)}$, fit the OR model $g_1^{(b)}(a, \mathbf{X}_i; \hat{\boldsymbol{\psi}}_1^{(b)})$ and the PS model $\pi_1^{(b)}(a, \mathbf{X}_i; \hat{\boldsymbol{\gamma}}_1^{(b)})$ and obtain the doubly robust estimator $\boldsymbol{\beta}_1^{(b)}$ by solving Equation (3). Meanwhile, calculate the covariate mean vector $\bar{\mathbf{X}}_1^{(b)}$ for each bootstrap sample. The collection of these mean vectors is then assembled into a mean matrix $\mathbf{R}_1 = [\bar{\mathbf{X}}_1^{(1)}, \dots, \bar{\mathbf{X}}_1^{(B)}]$.

Step 2: For the source dataset $m \in \mathcal{S}$, generate bootstrap samples $\mathcal{D}_m^{(b)}$ ($b = 1, \dots, B$). For each bootstrap sample $\mathcal{D}_m^{(b)}$, estimate its OR model $g_m^{(b)}(a, \mathbf{X}_i; \hat{\boldsymbol{\psi}}_m^{(b)})$ and PS model $\pi_m^{(b)}(a, \mathbf{X}_i; \hat{\boldsymbol{\gamma}}_m^{(b)})$. Estimate the density ratio model $\tau_m^{(b)}(\mathbf{X}_i; \hat{\boldsymbol{\alpha}}_m^{(b)})$ parameterized by $\hat{\boldsymbol{\alpha}}_m^{(b)}$ using the mean matrix \mathbf{R}_1 from the target dataset. Finally, the augmentation terms $\mathbf{P}_m^{(b)}$ for $b = 1, \dots, B$ will be used in the analysis of the target dataset.

Step 3: Set $w_m = 1$ and $w_{m'} = 0$ for all $m' \neq m$, $m \in \mathcal{K}$ in Equation (4) to obtain B bootstrap estimates $\boldsymbol{\beta}_m^{(b)}$ and compute the differences $\Delta_m^{(b)} = \boldsymbol{\beta}_m^{(b)} - \boldsymbol{\beta}_1^{(b)}$. A decision-making rule can be applied to determine the inclusion of the source site $m \in \mathcal{S}$ based on these differences. For instance, one may construct a Wald-type bootstrap 95% confidence interval: if 95% CI covers zero, retain source dataset m and specify w_m based on the weighting strategy; otherwise, exclude source dataset m and assign $w_m = 0$.

A pseudo-algorithm is presented in Section 1.6 of the Supplementary Material. This learning procedure facilitates the exclusion of source datasets that produce estimates substantially deviating from the target-only estimate, thereby enhancing the robustness of the targeted-federated learning process. This framework offers several key advantages: i) it maintains communication efficiency (i.e., requiring only one round of information exchange); ii) it is straightforward to implement and avoids the delivery on asymptotic influence functions, which is demanding in information exchange between data sources to address covariate shifts; and iii) it demonstrates satisfactory numerical performance, as shown in Section 3. The validity of this procedure relies on the consistency of the target-only estimator. Therefore, it is crucial to assess and validate the assumptions underlying

the target-only estimate.

3 SIMULATION

Transportable data sources. We evaluated the finite-sample performance of the proposed targeted-federated estimator under the assumption that all source datasets were transportable, i.e., both assumptions and doubly robust properties hold. We considered two scenarios with $K_s = 10$ and 50 source datasets and examined the estimator performance under two sample sizes for the target data, i.e., $n_1 = 100, 300$. Corresponding source dataset sample sizes were drawn uniformly from 400 to 600 when $n_1 = 100$ and from 1500 to 2000 for $n_1 = 300$. Each dataset included two continuous covariates X_1, X_2 drawn from a multivariate normal distribution with a specified mean vector $\boldsymbol{\mu}$ and identity covariance matrix, and two binary covariates X_3, X_4 generated from independent Bernoulli distributions with success probabilities $\boldsymbol{\theta}$. To align real-world complexity in covariate distribution shifts across data sources, we varied the above parameter specifications across data sources. For the target dataset, we fixed $\boldsymbol{\mu} = \boldsymbol{\mu}_1 = (0.1, 0.15)^\top$ and $\boldsymbol{\theta} = \boldsymbol{\theta}_1 = (0.5, 0.5)^\top$. For source datasets, parameter values depended on their sample sizes: for datasets in the lowest tertile ($n_m \leq T_1(\{n_m\}_{m=1}^{K_s})$), we set $\boldsymbol{\mu} = \boldsymbol{\mu}_{m1} = (0.35, 0.3)^\top$ and $\boldsymbol{\theta} = \boldsymbol{\theta}_{m1} = (0.56, 0.61)^\top$; for those in the middle tertile ($T_1(\{n_m\}_{m=1}^{K_s}) < n_m \leq T_2(\{n_m\}_{m=1}^{K_s})$), we used $\boldsymbol{\mu}_{m2} = (0.45, 0.4)^\top$ and $\boldsymbol{\theta}_{m2} = (0.62, 0.68)^\top$; for those in the highest tertile ($n_m > T_2(\{n_m\}_{m=1}^{K_s})$), we specified $\boldsymbol{\mu}_{m3} = (0.55, 0.5)^\top$ and $\boldsymbol{\theta}_{m3} = (0.68, 0.75)^\top$. On the other hand, the potential outcome $Y_i(a)$ was generated from a Bernoulli distribution with success probability $p_i^{(A_i=a)} = \text{expit}(\psi_0 + \boldsymbol{\psi}_{1a}^\top \mathbf{X}_i)$ for $a \in \{0, 1\}$, where $\psi_0 = 0$, $\boldsymbol{\psi}_{11} = (0.7, 0.7, -0.25, 0.6)^\top$, and $\boldsymbol{\psi}_{10} = (0.1, 0.1, -0.55, 0.1)^\top$. The treatment indicator variable A_i followed a Bernoulli distribution with $Pr(A_i = 1 | \mathbf{X}_i) = \text{expit}(\eta_0 + \boldsymbol{\eta}^\top \mathbf{X}_i)$, where $\eta_0 = -0.1$ and $\boldsymbol{\eta} = (0.7, 0.7, -0.3, 0.3)^\top$.

We considered three model specification settings. In Setting I, we studied the scenario where both the OR model and PS model were correctly specified. Setting II differed in that the PS model was misspecified by including X_1, X_2 only. Setting III differed from Setting I in that the OR model was misspecified by including X_1, X_3 only. For each setting, we examined estimation bias, Monte Carlo standard deviation (MCSD), the average bootstrap standard error (BSE), and the coverage probability of the 95% CI based on 1000 replicated Monte Carlo experiments. For all settings, we estimated HTE of X_1 on the outcome Y .

We assessed and compared the performance of the following three estimators: i) a doubly robust estimator using target dataset only; ii) a targeted-federated estimator that leverages data from all sites, assumes a constant density ratio of 1, without addressing the covariate distribution shift issue (Fed-SSnaive); iii) a targeted-federated estimator that leverages data from all sites, with a correctly specified density ratio model. For Fed-based estimators, the source-specific weights were set to be proportional to their sample sizes (Section 2.3.2).

Non-transportable data sources. We performed additional simulation studies to evaluate the utility of the proposed bootstrap selection procedure in the presence of non-transportable source datasets. The data generating mechanism was similar to that in transportable data sources scenario, with several key modifications: i) we focused on a target data sample size $n_1 = 400$ and $K_s = 20$ source datasets with sample sizes uniformly drawn from 1500 to 2000; ii) the covariate parameters for the source datasets were set to be $\boldsymbol{\mu}_{m1} = (0.35, 0.35)^\top$, $\boldsymbol{\mu}_{m2} = (0.39, 0.39)^\top$, $\boldsymbol{\mu}_{m3} = (0.43, 0.43)^\top$ and $\boldsymbol{\theta}_{m1} = (0.57, 0.57)^\top$, $\boldsymbol{\theta}_{m2} = (0.6, 0.6)^\top$, $\boldsymbol{\theta}_{m3} = (0.63, 0.63)^\top$; and iii) the parameters in the true potential outcome model were specified as $\boldsymbol{\psi}_1 = (0.6, 0.6, -0.3, 0.6)^\top$, $\eta_0 = 0$. In this setting, the OR models for all datasets were misspecified by including X_3 and X_4 only, while the PS models were misspecified by including X_3 and X_4 only for source datasets with $n_m \geq Q_{0.5}(\{n_m\}_{m=1}^{K_s})$, i.e., those with sample sizes greater than the median. Consequently, half of the source datasets were non-transportable to the target data. In addition to the three candidate estimators described in the transportable data sources scenario, we also evaluated a targeted-federated estimator identical to Fed-SS, except that we employed the proposed bootstrap selection procedure, referred to as Fed-BS.

Results We first evaluated the robustness of the estimators under three model specifications in scenarios with $K_s = 10$ transportable data sources. In Setting I and II (Table 1), all methods demonstrated satisfactory performance, exhibiting low estimation bias for intercept, treatment assignment A_i , covariate X_{1i} , and the interaction term $A_i * X_{1i}$. Among them, the target-only estimator showed slightly larger bias compared to the other two estimators when the target size was small. However, under Setting III where the OR models were mis-specified (Table 1), the Fed-SSnaive estimator produced larger biases than both the target-only and Fed-SS estimators. This result highlights the fact that Fed-SSnaive is more sensitive to covariate distribution shifts when the OR model is mis-specified. Similar bias patterns were observed as the sample sizes

increased. Both Fed-SS and Fed-SSnaive estimators demonstrated substantially smaller MCSD across various model specifications, confirming the effectiveness of our proposed data integration methods in improving estimation efficiency. As the sample sizes increased, the BSE became closer to MCSD, and the Fed-SS estimator showed a desirable coverage proportion, aligning well with the 95% nominal level.

Table 2 summarizes the results in the presence of non-transportable data sources. All federated-based estimators showed substantially reduced estimation variability compared to the target-only estimator. However, both Fed-SS and Fed-SSnaive estimators, which incorporated non-transportable data sources, showed considerable estimation biases and coverage proportions below the nominal 95% level. In contrast, the Fed-BS estimator achieved markedly smaller bias and satisfactory coverage closer to 95% target. These findings underscore the importance of employing robust selection procedures in federated learning and support the validity of Fed-BS in identifying and excluding non-transportable data sources, thereby mitigating the risk of negative transfer. We observed similar patterns in the simulation setting with $K_s = 50$ (Section 2 of the Supplementary Material).

4 REAL DATA APPLICATION

Our research interest lies in analyzing recovery outcomes among older adults who experienced a hip fracture. Notably, hip fracture is widely recognized as one of the most debilitating injuries in older populations, often leading to a cascade of aging-related complications, such as disability, functional decline, loss of independence, reduced quality of life, and increased mortality [2]. However, recovery trajectories vary considerably among patients, reflecting substantial heterogeneity in post-fracture outcomes [7, 12]. Therefore, it is important to identify potential “driven” factors that may partially explain poor recovery and help guide targeted interventions.

Cohort, outcome, and exposure. To maximize the utility of large-scale Medicare-linked data while acknowledging patient-level heterogeneity, our analysis specifically focuses on a minority subgroup: Black older adults who have been shown to have worse outcomes after hip fracture in general, but are largely unrepresented in major clinical studies making inference to more variable patient-centered outcomes difficult [11]. Moreover, we focused on evaluating the potential differential impact of two common treatments for hip fracture: open reduction with internal fixation

(OR/IF, $A = 1$) vs hip arthroplasty (HA, $A = 0$). A recent literature found that hip arthroplasty was associated with more favorable outcomes than internal fixation, particularly regarding post-operative functional scoring and reoperation [6]. However, the substantial clinical heterogeneity among hip fracture survivors highlights the need to identify moderators that drive variation in surgical outcomes, motivating our investigation into the heterogeneity of treatment effects.

We focused on a patient-centered outcome associated with the concept of “aging in place” and widely applied in recent literature: Days at Home (DAH) [12, 24, 32]. This claims-based metric DAH can be defined by subtracting the total number of days spent in hospitals, skilled nursing facilities, hospital observation, and emergency department visits from the total number of days alive. To reflect extremely unfavorable recovery outcomes, we defined the outcome Y as one if the total DAH was fewer than 10 days or death occurred within 12 months after a hip fracture, and zero otherwise. For our analysis, we used the 2017 cohort (20% random samples of national beneficiaries) that was available to our team as the target dataset and treated seven cohorts from 2010-2016 that were available to our collaborator as source datasets (5% random samples).

The study inclusion criteria required beneficiaries to be 65 years or older and have experienced a traumatic hip fracture. Hip fractures were identified using ICD-9 and ICD-10 diagnosis codes for femoral neck or intertrochanteric fractures, while excluding those involving the pelvic rim and acetabulum. We excluded individuals who were not community-dwelling at baseline (i.e., long-stay nursing home residents prior to admission), those who died during their index admission for hip fracture, were discharged against medical advice, or were hospitalized on a U.S. territory (e.g., Puerto Rico). Additionally, we excluded individuals who did not maintain continuous Medicare fee-for-service enrollment for 6 months prior to and 12 months following the hip fracture admission. In addition, states with fewer than five enrolled patients were excluded to ensure data reliability and adequate representation. These criteria resulted in a final sample size of 1,830 patients for the 2017 cohort, with annual cohort sizes of 137, 213, 216, 219, 199, 195, 187, and 464 from 2010 to 2017, respectively.

Covariates and potential effect modifiers. To account for potential confounding effects, both the propensity score and outcome regression model incorporated a comprehensive set of covariates, including demographic characteristics, hospital-level factors, and state of residence. Baseline patient-level factors included age group (0: ages 65–75; 1: 76–85; 2: 85+), sex (0:

male; 1: female), pre-fracture diagnosis of Alzheimer’s disease and related dementias (ADRD), multimorbidity evaluated by Elixhauser Comorbidity score during the 6 months prior to fracture, and total DAH within 6 months prior to fracture. Hospital-level factors included tertiles of hospital bed count (0: < 230 beds; 1: 231-424 beds; 2: > 425 beds) and teaching hospital status. Among these variables, we are particularly interested in examining sex and ADRD status as potential effect modifiers, as both have been shown to be strongly associated with post-fracture DAH outcomes [24, 12].

Model assessment. To support the validity of applying our method, we conducted two assessments for assumptions. First, we examined the balance of baseline covariates in the target dataset. The love plot in Figure 1(b) revealed that all covariates were well balanced after PS weighting, with absolute standardized mean differences all below 0.1. This suggests that the PS model was likely to be correctly specified for the target data analysis, and thus, the estimator based solely on the target dataset is likely to yield consistent estimates. Second, we observed that several covariates, such as ADRD status and age categories, exhibited distributional changes over the years (Figure 1(c)). This finding provides evidence of covariate shifts among multiple source datasets. After applying the density ratio weighting, the distributions of these baseline covariate were well balanced among datasets (Figure 1(d)), indicating that the density ratio model is likely to be correctly specified.

Results. For the targeted-federated learning analysis, we applied the proposed bootstrap procedure described in Section 2.4 and found that all datasets from 2010–2016 were transportable to the analysis of the year 2017. The estimated log odds ratios from three approaches, i.e., Target only, Fed-SSnaive, and Fed-BS, are summarized in Figure 2, with corresponding 95% confidence intervals constructed via bootstrapping. All three estimators detected a significant positive main effect from OR/IF and a significant negative interaction effect from OR/IF by sex. These findings suggest that OR/IF is more likely to result in unfavorable recovery than HA for Black patients without pre-fracture diagnosis of ADRD, and that sex acts as a significant effect modifier, leading to differential treatment effects (Figure 3). Additionally, both the Fed-BS and Fed-SSnaive approaches captured a significant association between pre-fracture ADRD and worse recovery outcome, whereas the target-only estimator did not identify this effect as significant. In general, Fed-BS and Fed-SSnaive produced narrower confidence intervals, indicating the utility of

federated learning in improving estimation efficiency. However, in this particular case study, we did not observe a significant difference in point estimate or uncertainty between the Fed-BS and Fed-SSnaive estimators.

Moreover, we also observe consistent results in sensitivity analyses where we considered fewer than 5 days or 20 days as thresholds in the definition of the outcome, in place of the 10-day cutoff used in the primary analysis (Section 2.1 of the Supplementary Material).

5 DISCUSSION

In this paper, we developed a novel targeted-federated learning framework for estimating HTEs. This method fills the methodology gaps in the federated learning literature, where most existing approaches have limited their scope to prediction, classification, and ATE-based causal inference. Our developed framework requires only a single round of communication across data sources and achieves double robustness while mitigating negative data transfer, making it both statistically rigorous and communication-efficient for real-world federated applications. Findings from our data application suggest that HA may result in significantly better post-fracture recovery compared to IF/OR procedure. In addition, pre-fracture ADRD status appears to be a potential prognostic factor contributing to differential surgery effects. These findings offer valuable evidence to improve our understanding of the heterogeneous impact of surgical treatments for older adults with a hip fracture.

Despite its advancements, the current framework has several limitations that warrant further investigation. One limitation is the potential for unmeasured confounding, particularly because surgery type is often dictated by fracture characteristics (e.g., severity), which are not consistently captured in Medicare claims data. Additionally, conducting a formal theoretical assessment of the proposed bootstrap-based selection procedure is worth investigation. We view both of these areas as directions for future research.

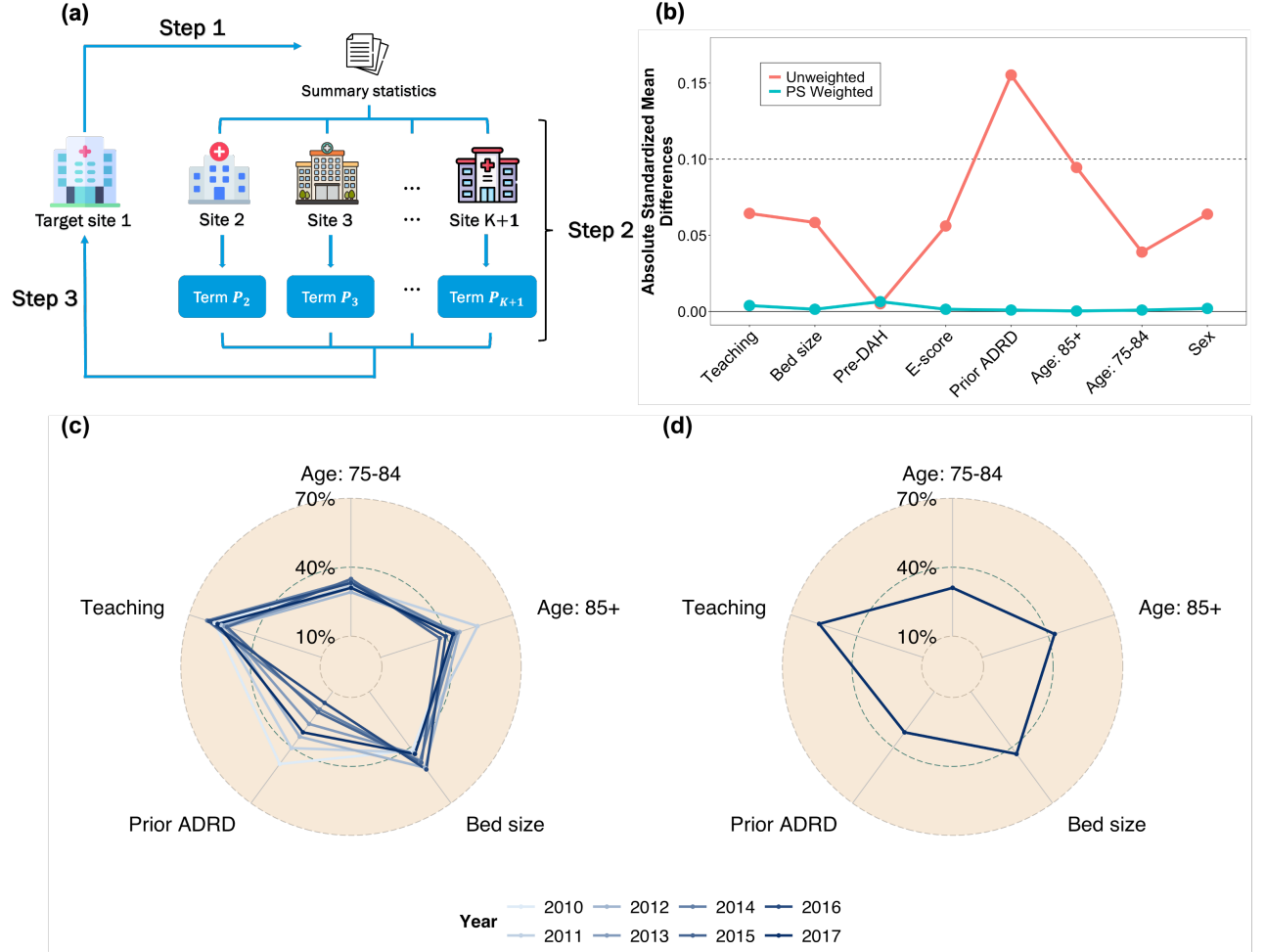


Figure 1: (a) Flowchart of the proposed targeted-federated framework. (b) Baseline covariate balance of the target dataset (year 2017) was evaluated using absolute standardized mean differences before and after PS weighting. (c) & (d) Radar plot of covariate distributional shifts from 2010 to 2017 before and after applying the density ratio weighting. Abbreviations: Teaching: teaching hospital status; Bed size: tertiles of hospital bed count (1: highest tertile; 0: otherwise); Pre-DAH: total DAH within 6 months prior to fracture; E-score: Elixhauser Comorbidity score; Prior ADRD: pre-fracture diagnosis of Alzheimer’s disease and related dementia (ADRD).

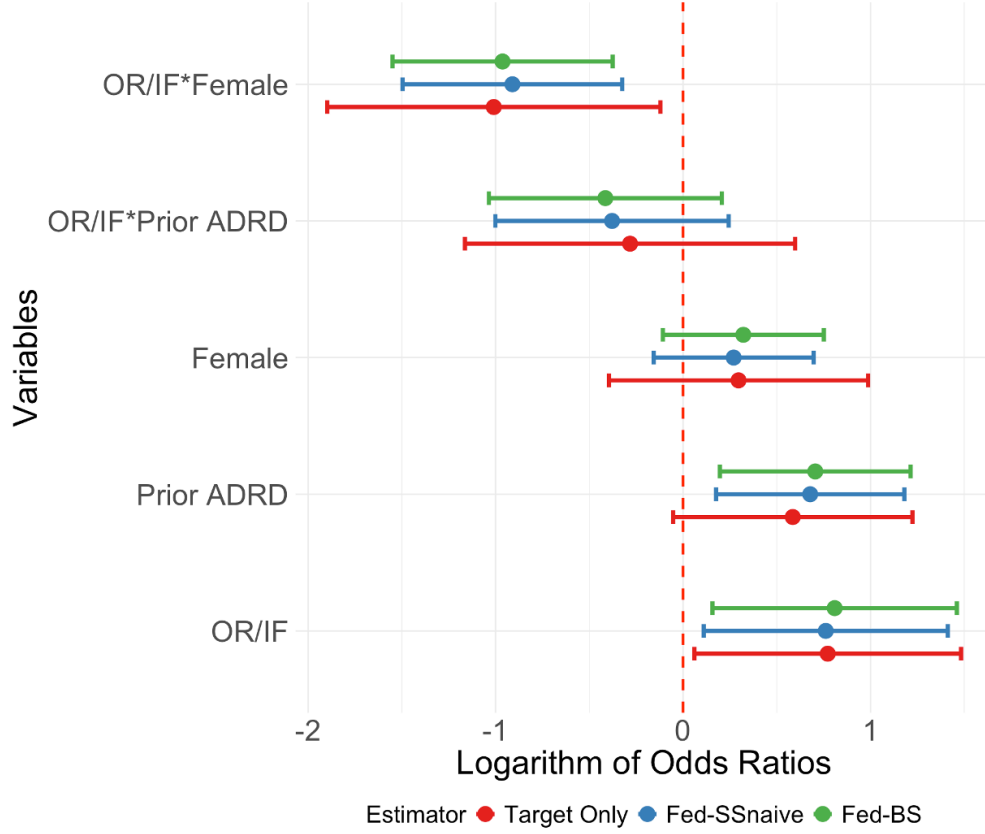


Figure 2: The estimated logarithm of odds ratios and corresponding 95% bootstrap CIs for covariate effects in HTE models. The target dataset corresponds to the 2017 cohort. Using the proposed selection procedure, all source datasets from 2010-2016 were identified as transportable datasets to the target cohort. Target-only: the estimator using the target dataset alone; Fed-SSnaive: the targeted-federated estimator without addressing covariate shift issue; Fed-BS: the proposed targeted-federated estimator enhanced by the bootstrap selection procedure.

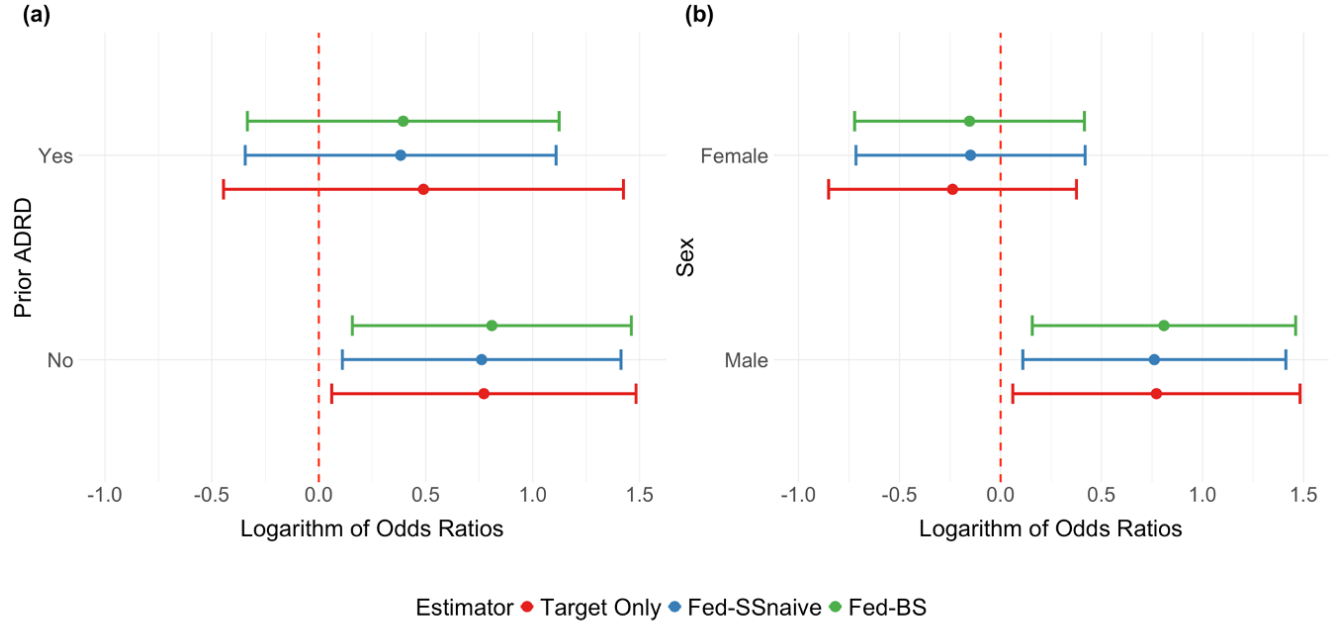


Figure 3: The estimated logarithm of odds ratios and corresponding 95% bootstrap CIs for surgical effects (open reduction with internal fixation vs. hip arthroplasty) among different subgroups: (a) ADRD or not; (b) Female and male. Target-only: the estimator using the target dataset alone; Fed-SSnaive: the targeted-federated estimator without addressing covariate shift issue; Fed-BS: the proposed targeted-federated estimator enhanced by the bootstrap selection procedure.

Table 1: Evaluation of estimators under the setting with transportable source data. $K_s = 10$

	Intercept				A_i				X_{1i}				$A_i * X_{1i}$			
	Bias	MCSD	BSE	CP	Bias	MCSD	BSE	CP	Bias	MCSD	BSE	CP	Bias	MCSD	BSE	CP
$n_1 = 100$																
Setting I																
Target-only	-1.5	37.1	41.0	95.4	1.4	51.8	57.5	95.4	2.2	47.8	51.9	97.2	6.3	64.9	75.8	96.8
Fed-SS	-1.3	34.5	35.9	95.8	1.5	47.4	51.7	95.7	1.9	35.2	38.7	97.0	3.7	50.5	58.4	97.0
Fed-SSnaive	-1.2	34.5	36.1	96.0	1.5	47.4	51.7	95.5	2.2	35.7	39.6	97.4	3.1	50.7	58.4	96.9
Setting II																
Target-only	-1.6	36.1	39.2	95.6	1.6	51.5	56.4	96.2	2.3	45.4	49.0	97.3	5.3	64.1	71.8	96.6
Fed-SS	-1.3	34.5	35.9	95.8	1.5	47.4	51.7	95.6	1.9	35.2	38.7	97.1	3.6	50.6	58.2	97.2
Fed-SSnaive	-1.2	34.5	36.0	96.0	1.5	47.4	51.7	95.6	2.2	35.5	39.3	97.4	3.1	50.6	58.2	96.9
Setting III																
Target-only	-2.0	37.9	42.0	96.4	2.6	52.8	62.0	96.7	1.4	54.9	53.5	97.6	4.4	75.2	83.1	96.1
Fed-SS	-1.5	32.5	33.6	96.3	1.4	46.1	50.2	95.9	1.9	34.6	38.1	96.7	0.9	51.8	61.0	96.9
Fed-SSnaive	-0.9	32.6	33.8	96.2	5.7	45.9	49.4	94.8	3.9	35.3	39.2	96.7	-7.3	50.8	58.5	95.8
$n_1 = 300$																
Setting I																
Target-only	-1.8	19.1	20.0	94.9	1.4	28.1	28.2	95.2	0.5	22.8	24.6	96.0	1.5	32.3	34.2	95.7
Fed-SS	-1.4	18.0	18.6	95.1	0.7	25.7	26.4	95.2	1.2	17.3	18.7	96.3	1.1	26.2	27.5	96.5
Fed-SSnaive	-1.4	18.0	18.6	95.2	0.8	25.7	26.3	95.0	1.2	17.5	18.9	96.1	0.9	26.2	27.5	96.4
Setting II																
Target-only	-1.8	18.8	19.7	95.3	1.3	27.9	27.7	95.4	0.3	22.2	23.5	95.8	1.9	31.7	33.0	94.9
Fed-SS	-1.4	18.0	18.6	95.1	0.8	25.7	26.4	95.2	1.2	17.3	18.7	96.4	1.1	26.2	27.5	96.5
Fed-SSnaive	-1.4	18.0	18.6	95.3	0.8	25.7	26.3	95.0	1.2	17.5	18.8	96.1	0.9	26.2	27.4	96.4
Setting III																
Target-only	-1.8	19.1	20.2	95.1	1.7	27.8	28.9	95.3	0.4	23.1	25.1	95.8	1.7	34.1	37.1	95.5
Fed-SS	-1.4	17.3	17.6	94.8	0.8	25.1	25.6	95.1	1.2	17.2	18.6	95.9	1.2	27.0	28.4	96.2
Fed-SSnaive	-1.0	17.2	17.6	94.1	5.8	24.9	25.4	93.7	2.8	17.4	18.8	94.9	-6.8	26.2	27.7	94.5

This table presents the performance of three estimators: Target-only: the estimator using the target dataset alone; Fed-SS: the proposed targeted-federated estimator; Fed-SSnaive: the targeted-federated estimator without addressing covariate shift issue. MCSD: Monte Carlo standard deviation; BSE: bootstrap standard error; CP: 95% coverage probability. All values were multiplied by 100.

Table 2: Evaluation of estimators in the presence of non-transportable source data.

	Intercept				A_i				X_{1i}				$A_i * X_{1i}$			
	Bias	MCSD	BSE	CP	Bias	MCSD	BSE	CP	Bias	MCSD	BSE	CP	Bias	MCSD	BSE	CP
Target-only	0.0	16.4	16.5	95.3	-1.0	24.5	24.9	95.4	0.0	18.7	18.7	95.9	3.2	30.6	32.2	97.1
Fed-SS	-2.9	14.4	14.4	95.1	18.9	20.6	20.8	87.3	0.5	3.3	3.6	97.1	-8.9	5.5	5.9	65.7
Fed-SSnaive	-2.4	14.3	14.4	95.3	21.1	20.5	20.7	85.1	0.4	2.8	3.1	97.3	-12.0	4.2	4.7	31.5
Fed-BS	-0.8	14.4	14.4	95.7	3.4	21.2	20.9	93.8	-0.2	3.9	3.8	95.4	-1.0	8.7	7.8	92.2

This table presents the performance of four estimators: Target-only: the estimator using the target dataset alone;

Fed-SS: the proposed targeted-federated estimator; Fed-SSnaive: the targeted-federated estimator without addressing covariate shift issue; Fed-BS: the proposed targeted-federated estimator enhanced by the bootstrap selection procedure. MCSD: Monte Carlo standard deviation; BSE: bootstrap standard error; CP: 95% coverage probability. All values were multiplied by 100.

References

- [1] Heejung Bang and James M Robins. Doubly robust estimation in missing data and causal inference models. *Biometrics*, 61(4):962–973, 2005.
- [2] Lauren A Beaupre, C Allyson Jones, L Diane Saunders, David W Johnston, Joan Buckingham, and Sumit R Majumdar. Recovery of function following a hip fracture in geriatric ambulatory persons. *Age and Ageing*, 34(3):221–226, 2005.
- [3] Theodora S Brisimi, Ruidi Chen, Theofanie Mela, Alex Olshevsky, Ioannis Ch Paschalidis, and Wei Shi. Federated learning of predictive models from federated electronic health records. *International journal of medical informatics*, 112:59–67, 2018.
- [4] Chixiang Chen, Peisong Han, Shuo Chen, Michelle Shardell, and Jing Qin. Integrating external summary information in the presence of prior probability shift: an application to assessing essential hypertension. *Biometrics*, 80(3):ujae090, 2024.
- [5] Victor Chernozhukov, Mert Demirer, Esther Duflo, and Ivan Fernandez-Val. Generic machine learning inference on heterogeneous treatment effects in randomized experiments, with an application to immunization in india. Technical report, National Bureau of Economic Research, 2018.

- [6] Shuai Cui, Dehui Wang, Xuejie Wang, Zehui Li, and Wenlai Guo. The choice of screw internal fixation and hemiarthroplasty in the treatment of femoral neck fractures in the elderly: a meta-analysis. *Journal of orthopaedic surgery and research*, 15:1–11, 2020.
- [7] Shams Dakhil, Ingvild Saltvedt, Jūratė Šaltytė Benth, Pernille Thingstad, Leiv Otto Watne, Torgeir Bruun Wyller, Jorunn L Helbostad, Frede Frihagen, Lars Gunnar Johnsen, and Kristin Taraldsen. Longitudinal trajectories of functional recovery after hip fracture. *PLoS One*, 18(3):e0283551, 2023.
- [8] Ittai Dayan, Holger R Roth, Aoxiao Zhong, Ahmed Harouni, Amilcare Gentili, Anas Z Abidin, Andrew Liu, Anthony Beardsworth Costa, Bradford J Wood, Chien-Sung Tsai, et al. Federated learning for predicting clinical outcomes in patients with covid-19. *Nature medicine*, 27(10):1735–1743, 2021.
- [9] Rui Duan, Yang Ning, and Yong Chen. Heterogeneity-aware and communication-efficient distributed statistical inference. *Biometrika*, 109(1):67–83, 2022.
- [10] Rui Duan, Yang Ning, Shuang Wang, Bruce G Lindsay, Raymond J Carroll, and Yong Chen. A fast score test for generalized mixture models. *Biometrics*, 76(3):811–820, 2020.
- [11] Christopher J Dy, Joseph M Lane, Ting Jung Pan, Michael L Parks, and Stephen Lyman. Racial and socioeconomic disparities in hip fracture care. *JBJS*, 98(10):858–865, 2016.
- [12] Jason R Falvey, Chixiang Chen, Abree Johnson, Kathleen A Ryan, Michelle Shardell, Haoyu Ren, Lisa Reider, and Jay Magaziner. Associations of days spent at home before hip fracture with postfracture days at home and 1-year mortality among medicare beneficiaries living with alzheimer’s disease or related dementias. *The Journals of Gerontology: Series A*, 78(12):2356–2362, 2023.
- [13] Tian Gu, Phil H Lee, and Rui Duan. Commute: communication-efficient transfer learning for multi-site risk prediction. *Journal of biomedical informatics*, 137:104243, 2023.
- [14] Larry Han, Yige Li, Bijan Niknam, and José R Zubizarreta. Privacy-preserving, communication-efficient, and target-flexible hospital quality measurement. *The Annals of Applied Statistics*, 18(2):1337–1359, 2024.

- [15] Cho-Jui Hsieh, Si Si, and Inderjit Dhillon. A divide-and-conquer solver for kernel support vector machines. In *International conference on machine learning*, pages 566–574. PMLR, 2014.
- [16] Mengtong Hu, Xu Shi, and Peter X-K Song. Collaborative inference for treatment effect with distributed data-sharing management in multicenter studies. *Statistics in medicine*, 43(11):2263–2279, 2024.
- [17] Edward H Kennedy. Towards optimal doubly robust estimation of heterogeneous causal effects. *Electronic Journal of Statistics*, 17(2):3008–3049, 2023.
- [18] David M Kent, Ewout Steyerberg, and David Van Klaveren. Personalized evidence based medicine: predictive approaches to heterogeneous treatment effects. *Bmj*, 363, 2018.
- [19] Sören R Künzel, Jasjeet S Sekhon, Peter J Bickel, and Bin Yu. Metalearners for estimating heterogeneous treatment effects using machine learning. *Proceedings of the national academy of sciences*, 116(10):4156–4165, 2019.
- [20] Catherine R Lesko, Ashley L Buchanan, Daniel Westreich, Jessie K Edwards, Michael G Hudgens, and Stephen R Cole. Generalizing study results: a potential outcomes perspective. *Epidemiology*, 28(4):553–561, 2017.
- [21] Sai Li, Tianxi Cai, and Rui Duan. Targeting underrepresented populations in precision medicine: A federated transfer learning approach. *The annals of applied statistics*, 17(4):2970, 2023.
- [22] Pawel Morzywolek, Johan Decruyenaere, and Stijn Vansteelandt. On a general class of orthogonal learners for the estimation of heterogeneous treatment effects. *arXiv preprint arXiv:2303.12687*, 2023.
- [23] Pawel Morzywolek, Johan Decruyenaere, and Stijn Vansteelandt. On weighted orthogonal learners for heterogeneous treatment effects, 2024.
- [24] Heather L Mutchie, Denise L Orwig, Ann L Gruber-Baldini, Abree Johnson, Jay Magaziner, and Jason R Falvey. Associations of sex, alzheimer’s disease and related dementias, and days

- alive and at home among older medicare beneficiaries recovering from hip fracture. *Journal of the American Geriatrics Society*, 71(10):3134–3142, 2023.
- [25] Xinkun Nie and Stefan Wager. Quasi-oracle estimation of heterogeneous treatment effects. *Biometrika*, 108(2):299–319, 2021.
- [26] Jing Qin. Inferences for case-control and semiparametric two-sample density ratio models. *Biometrika*, 85(3):619–630, 1998.
- [27] Jing Qin and Kung-Yee Liang. Hypothesis testing in a mixture case-control model. *Biometrics*, 67(1):182–193, 2011.
- [28] James M Robins, Miguel Angel Hernan, and Babette Brumback. Marginal structural models and causal inference in epidemiology, 2000.
- [29] James M Robins, Andrea Rotnitzky, and Lue Ping Zhao. Estimation of regression coefficients when some regressors are not always observed. *Journal of the American statistical Association*, 89(427):846–866, 1994.
- [30] Donald B Rubin. Causal inference using potential outcomes: Design, modeling, decisions. *Journal of the American Statistical Association*, 100(469):322–331, 2005.
- [31] Michelle Shardell, Chixiang Chen, and Rozalina G McCoy. Doubly robust causal modeling to evaluate device implantation. *JAMA internal medicine*, 184(7):834–835, 2024.
- [32] Biyi Shen, Haoyu Ren, Michelle Shardell, Jason Falvey, and Chixiang Chen. Analyzing risk factors for post-acute recovery in older adults with alzheimer’s disease and related dementia: A new semi-parametric model for large-scale medicare claims. *Statistics in Medicine*, 43(5):1003–1018, 2024.
- [33] Jerzy Splawa-Neyman, Dorota M Dabrowska, and Terrence P Speed. On the application of probability theory to agricultural experiments. essay on principles. section 9. *Statistical Science*, pages 465–472, 1990.
- [34] Aad W Van der Vaart. *Asymptotic statistics*, volume 3. Cambridge university press, 2000.

- [35] Thanh Vinh Vo, Trong Nghia Hoang, Young Lee, and Tze-Yun Leong. Federated estimation of causal effects from observational data. *arXiv preprint arXiv:2106.00456*, 2021.
- [36] Xiaozhou Wang, Zhuoyi Yang, Xi Chen, and Weidong Liu. Distributed inference for linear support vector machine. *Journal of machine learning research*, 20(113):1–41, 2019.
- [37] Karl Weiss, Taghi M Khoshgoftaar, and DingDing Wang. A survey of transfer learning. *Journal of Big data*, 3:1–40, 2016.
- [38] Ruoxuan Xiong, Allison Koenecke, Michael Powell, Zhu Shen, Joshua T Vogelstein, and Susan Athey. Federated causal inference in heterogeneous observational data. *Statistics in Medicine*, 42(24):4418–4439, 2023.