
EVOLUTION OF CONDITIONAL ENTROPY FOR DIFFUSION DYNAMICS ON GRAPHS

Samuel Koovely

Department of Mathematical Modeling and Machine Learning
University of Zurich
Zurich, Switzerland
samuel.koovely@math.uzh.ch

Alexandre Bovet

Department of Mathematical Modeling and Machine Learning
University of Zurich
Zurich, Switzerland
alexandre.bovet@math.uzh.ch

October 23, 2025

ABSTRACT

The modeling of diffusion processes on graphs is the basis for many network science and machine learning approaches. Entropic measures of network-based diffusion have recently been employed to investigate the reversibility of these processes and the diversity of the modeled systems. While results about their steady state are well-known, very few exact results about their time evolution exist. Here, we introduce the conditional entropy of heat diffusion in graphs. We demonstrate that this entropic measure satisfies the first and second laws of thermodynamics, thereby providing a physical interpretation of diffusion dynamics on networks. We outline a mathematical framework that contextualizes diffusion and conditional entropy within the theories of continuous-time Markov chains and information theory. Furthermore, we obtain explicit results for its evolution on complete, path, and circulant graphs, as well as a mean-field approximation for Erdős-Rényi graphs. We also obtain asymptotic results for general networks. Finally, we experimentally demonstrate several properties of conditional entropy for diffusion over random graphs, such as the Watts-Strogatz model.

1 Introduction

Dynamics on graphs reflect and are governed by the structure over which they occur [18]. Various works in the field of complex networks have studied and used diffusion dynamics [22] on graphs; for instance Markov stability [10, 30, 17] and InfoMap [28] are community detection methods based on diffusion on static graphs, while flow stability [3] utilizes diffusion to cluster nodes in temporal networks. Diffusion dynamics can be formally modelled as stochastic processes. In addition to their stochastic and statistical properties, one can study these processes from the perspective of information theory [32]: the goal is to describe and characterize the evolution of a system through the quantification of exchange, or rates of exchange, of information, namely entropy and entropy rate, respectively. This point of view has seen a recent revival in interest for the study of complex networks, as information theory provides a unifying framework for describing various properties and phenomena of complex systems [34]. There are different notions of entropy in networked systems; including entropy production [31, 23], which measure the divergence of a process from detailed balance, the Markov chain entropy [14], to be understood as an entropy rate rather than entropy despite its name, and the spectral entropy [9, 13], adapting the notion of Von Neumann entropy, originally introduced in the field of quantum information, to networks. The latter has been used to define a renormalization group for complex networks [36, 37] and for community detection [35].

Here, we introduce the conditional entropy of diffusion dynamics on graphs as the conditional entropy of the heat diffusion process, which can also be modelled as a continuous-time Markov chain or a continuous-time random walk. While thermodynamic laws based on information theory for general discrete-time Markov chains have already been established [6], we demonstrate here that these results extend to the conditional entropy of continuous-time heat diffusion on graphs, making it a quantity that enables the study of diffusion dynamics on networks with physical intuition. We also provide the first exact results on its temporal evolution on specific regular graphs, establishing heuristically upper and lower bounds for conditional entropy curves. We then provide results for the asymptotic behaviour in general networks. Finally, we experimentally demonstrate several properties of conditional entropy for diffusion over random graphs, such as the Watts-Strogatz model, and derive an approximate solution for Erdős-Rényi graphs.

We begin with a section dedicated to the theoretical framework. In Section 2 we describe the notation for diffusion processes and information-theoretical quantities. This framework allows us to introduce the main object of interest: conditional entropy. In Section 3, we derive two general properties for the local behavior of conditional entropy that are equivalent to the first and second laws of thermodynamics. We therefore establish diffusion dynamics paired with conditional entropy as a candidate for a formalism of thermodynamics of networks. We then derive explicit spectral solutions that allow fast computation of conditional entropy evolution on some families of regular graphs (complete, path, and circulant graphs) based on the graph Fourier transform [26] approach, and show connections with the discrete Fourier and cosine transforms. In the final part of the section, we derive general results about the asymptotic behaviour of conditional entropy and the relaxation time of diffusion. In Section 3.5, we extend our analysis to some random graphs (ER and Watts-Strogatz graphs) by simulations. Finally, we summarize some of our findings and contributions, and highlight some of the challenges and potential developments of this work.

2 Theoretical Framework

We now briefly introduce the notation of diffusion on graphs as a stochastic process. For readers unfamiliar with such notions, and those interested in a more complete discussion, we suggest reading [22].

2.1 Continuous-Time Diffusion on Graphs

Let $G = (V, E)$ be an undirected graph, where:

- $V = \{v_1, v_2, \dots, v_N\}$ is the set of $N \in \mathbb{N}$ nodes,
- $E = \{e_1, e_2, \dots, e_M\} \subset V \times V$ is the set of $M \in \mathbb{N}$ edges connecting pairs of nodes.

We model continuous-time diffusion as a homogeneous Markov chain $\{X(t)\}_{t \in \mathbb{R}^+}$ [19, 22] where the state at time t is $X(t) \in \{v_1, v_2, \dots, v_N\}$. We use $p(t)$ to denote the law of $X(t)$, and $p_i(t)$ represents the probability at node v_i at time t . We often manipulate $p(t)$ in vectorized form; in this case, we use the bold notation $\mathbf{p}(t)$ like for other vectors (lowercase) and matrices (uppercase). The Markov chain is characterized by an intensity matrix \mathbf{Q} whose entries correspond to the instantaneous rate at which the chain transitions between states. The forward Kolmogorov equation then describes the evolution of the process:

$$\frac{d\mathbf{p}^\top(t)}{dt} = \mathbf{p}^\top(t)\mathbf{Q}, \quad (2.1)$$

whose solution is

$$\mathbf{p}^\top(t) = \mathbf{p}^\top(0)e^{\mathbf{Q}t}, \quad (2.2)$$

and describe the distribution of the probability vector at each time point.

More generally, for all times $t_1 \leq t_2$ we can introduce the concept of transition operator $\mathbf{T}(t_1, t_2)$ such that

$$\forall i, j : T_{i,j}(t_1, t_2) := p(X_j(t_2)|X_i(t_1)) = \frac{p(X_i(t_1), X_j(t_2))}{p(X_i(t_1))}. \quad (2.3)$$

Given that $\{X(t)\}$ is a Markov chain, we get

$$\mathbf{p}^\top(t_2) = \mathbf{p}^\top(t_1)\mathbf{T}(t_1, t_2), \quad (2.4)$$

and we have that

$$\forall t_1 \leq t_2 : \mathbf{T}(t_1, t_2) = e^{\mathbf{Q}(t_2 - t_1)}. \quad (2.5)$$

In this article, we focus on the heat diffusion process, which can also be seen as an edge-centric continuous-time random walk [22]. We provide results for continuous-time node-centric random walks in Section B. In this case of heat

diffusion, the intensity matrix is based on the operator known as the combinatorial Laplacian (denoted \mathbf{L}), defined as follows:

$$\mathbf{L}_{i,j} = \begin{cases} d_i & \text{if } i = j, \text{ and } d_i > 0, \\ -1 & \text{if } (v_i, v_j) \in E, i \neq j, \\ -1 & \text{if } i = j \text{ and } d_i = 0, \\ 0 & \text{otherwise,} \end{cases} \quad (2.6)$$

where d_i indicates the degree of node i .

We can then write the corresponding Kolmogorov forward equation:

$$\frac{d\mathbf{p}^\top(t)}{dt} = -\lambda\mathbf{p}^\top(t)\mathbf{L}, \text{ with the respective solution } \mathbf{p}^\top(t) = \mathbf{p}^\top(0)e^{-\lambda\mathbf{L}t}. \quad (2.7)$$

where the parameter $\lambda \in \mathbb{R}^+$ controls the rate of diffusion. On static networks, changing this parameter only corresponds to a rescaling of time; therefore, in the following, we will always consider it to be equal to 1.

Irreducible continuous-time Markov chains are ergodic [19]. For heat diffusion this implies that on connected graphs, the probability vector converges to the stationary distribution $\pi^\top = \frac{1}{N}\mathbf{1}_N^\top = [\frac{1}{N}, \frac{1}{N}, \dots, \frac{1}{N}]$, where $\mathbf{1}_N$ is the N -th dimensional all-ones vector.

This stationary distribution π reflects the equilibrium state of the diffusion process, where each node's value remains constant over time, and satisfies the stationary condition:

$$\forall t \geq 0 : \pi^\top = \pi^\top e^{-\mathbf{L}t}. \quad (2.8)$$

For the remainder of the work, we reserve the symbols X and Y to indicate generic random variables and $\{X(t)\}, \{Y(t)\}$ for generic stochastic processes. Whenever we derive results specific to heat diffusion, we denote the stochastic process by $\{Z(t)\}$.

2.2 Information Theory

In this part, we introduce the information-theoretical backbone of our work. We follow loosely the notation from [6]. A more formal introduction to information theory can be found in [7], and for an exposition highlighting aspects relevant in complex systems, we recommend [34].

Definition 2.1. *The (Shannon) entropy of a discrete random variable X taking values on the state space \mathcal{X} with elements x is defined as*

$$H(X) := - \sum_{x \in \mathcal{X}} p(x) \log(p(x)). \quad (2.9)$$

Since random variables that are identically distributed have the same entropy, we will sometimes use the expression $H(p)$ meaning $H(X)$, where X is p distributed.

Conceptually, the choice of the logarithm basis is irrelevant in our analysis. We opted for the natural basis.

Definition 2.2. *For (X, Y) taking values in the state space $\mathcal{X} \times \mathcal{Y}$ and with distribution $p(x, y)$, we define the conditional entropy $H(Y|X)$ as:*

$$H(Y|X) := \sum_{x \in \mathcal{X}} p(x) \sum_{y \in \mathcal{Y}} p(y|x) \log(p(y|x)). \quad (2.10)$$

Definition 2.3. *The Kullback-Leibler divergence (in the following KL divergence) between probability mass functions p and q defined on the same state space and sharing the same support is defined as:*

$$D_{\text{KL}}(p||q) := \sum_x p(x) \log \left(\frac{p(x)}{q(x)} \right). \quad (2.11)$$

The KL divergence $D_{\text{KL}}(p||q)$ provides a notion of distance between p and q . However, it is not symmetrical, so it is more correct to consider it as a measure of inefficiency in approximating p with q . We can use it to measure distances between conditional probability distributions:

Definition 2.4. *The KL divergence between conditional probability functions $p(y|x)$ and $q(y|x)$ is defined as*

$$D_{\text{KL}}(p(y|x)||q(y|x)) := \sum_x p(x) \sum_y p(y|x) \log \left(\frac{p(y|x)}{q(y|x)} \right). \quad (2.12)$$

The KL divergence has the following two properties that we will use later. We omit their proofs, but one can find them in [6, Thm. 2.5.3], and [7, Lemma 3.11].

Proposition 2.5 (Chain Rule for KL Divergence).

$$D_{\text{KL}}(p(x, y) || q(x, y)) = D_{\text{KL}}(p(x) || q(x)) + D_{\text{KL}}(p(y|x) || q(y|x)). \quad (2.13)$$

Proposition 2.6 (Pinsker Inequality). *Let p and q be distributions defined on the same probability space. Then*

$$D_{\text{KL}}(p || u) \geq \frac{1}{2} \|p - u\|_1^2. \quad (2.14)$$

We notice that for this result, logarithm bases other than Euler's number e lead to slightly different versions of the inequality, which differ by a constant factor from our formulation.

As we will often manipulate distributions in their vectorized form, we will often write for convenience expressions such as $H(\mathbf{p})$ meaning $H(p)$, and $D_{\text{KL}}(\mathbf{p} || \mathbf{q})$ or meaning $D_{\text{KL}}(\mathbf{p}^\top || \mathbf{q}^\top)$ $D_{\text{KL}}(p || q)$.

3 Conditional Entropy of Diffusion Dynamics on Graphs

We now have all the ingredients to introduce the object of interest of this article: the conditional entropy curve for diffusion dynamics on graphs.

Definition 3.1. *Consider a Markov chain $\{X(t)\}_{t \in \mathbb{R}^+}$ describing a diffusion dynamic. We denote the i -th row entropy associated with the probability distribution of transitioning from node i at time 0 to any other node at time t by*

$$H_i(t|0) := - \sum_j T_{i,j}(0, t) \log(T_{i,j}(0, t)). \quad (3.1)$$

Then, we define the conditional entropy of the chain as

$$H(X(t)|X(0)) := \sum_i p_i(0) H_i(t|0). \quad (3.2)$$

This object allows us to describe a formalism for thermodynamics on networks. The heat is modeled by $\{Z(t)\}$, whereas the conditional entropy $H(Z(t)|Z(0))$ plays the role of the entropy. We depict in Section 3 the trajectories of $Z(t)$ in a path graph starting from the initial condition $Z(0) = \delta_1$ (i.e., initially all the temperature is concentrated at one end of the path graph). The entries of $Z(t)$ converge to the stationary distribution values (see Equation (2.8)), not necessarily monotonously. We also depict the entropy curve of this diffusion dynamic, which shows a typical monotonic convergence towards an asymptotic value (discussed later in Section 3.3).

3.1 Thermodynamics of Graph-Diffusion

The first law of thermodynamics asserts that the total energy is conserved in thermodynamic processes. This is straightforwardly evident for general Markov chains as well. More formally, we can say:

Proposition 3.2 (First Law of Thermodynamics).

$$\forall t : \sum_{i=1}^N p_i(t) = \sum_{i=1}^N p_i(0) = 1. \quad (3.3)$$

Proof. We first show that the transition matrices are row-stochastic. Since by definition of intensity matrix $\mathbf{Q} \mathbf{1}_N = \mathbf{0}$,

$$\mathbf{T}(t_1, t_2) \mathbf{1}_N = e^{\mathbf{Q}(t_2 - t_1)} \mathbf{1}_N = \sum_{j=0}^{\infty} (t_2 - t_1)^j \frac{\mathbf{Q}^j}{j!} \mathbf{1}_N = \mathbf{I}_N \mathbf{1}_N = \mathbf{1}_N, \quad (3.4)$$

where \mathbf{I}_N is the N -th dimensional identity matrix. Therefore

$$\forall t_1 \leq t_2; \forall j : \sum_{i=1}^N T_{j,i}(t_1, t_2) = 1. \quad (3.5)$$

Then we can conclude

$$\sum_{i=1}^N p_i(t) = \sum_{i=1}^N \sum_{j=1}^N p_j(0) T_{j,i}(0, t) = \sum_{j=1}^N p_j(0) \sum_{i=1}^N T_{j,i}(0, t) = \sum_{j=1}^N p_j(0) = 1, \quad (3.6)$$

showing indeed that the system is conservative. \square

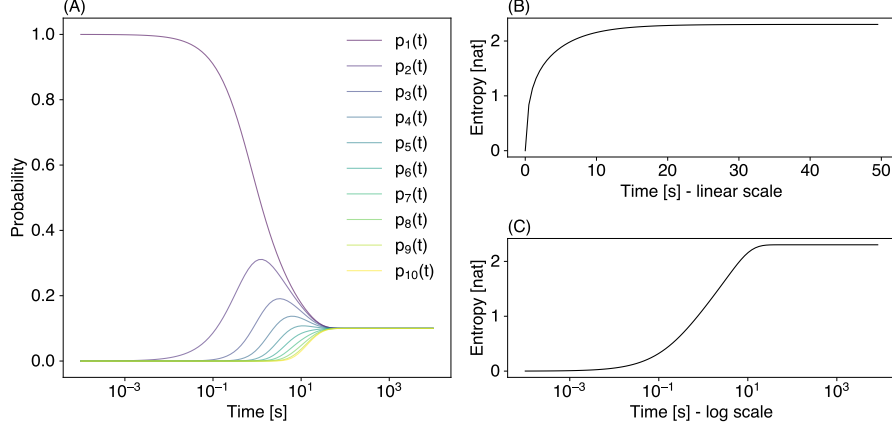


Figure 1: Heat diffusion on a path graph with 10 nodes with initial condition $\mathbf{p}(0) = \delta_1$. (A) Initially, all the transition probability is concentrated on the source node itself; over time, the heat diffuses. At stationarity, transition to any node is equally likely, but convergence to the limit value is not necessarily monotonic. (B) Conditional entropy of the process conditioned on the δ_1 initial condition. The line shows the evolution of the conditional entropy on a linear time scale. The entropy starts at a value 0 and grows monotonically towards an asymptotic value, which is reached at stationarity. (C) The line shows the same entropy curve but on a logarithmic time scale and displays a typical logistic-like growth.

The choice of the correct entropic quantity is key to deriving a thermodynamic theory for networks that respects an equivalent of the second law of thermodynamics and is therefore coherent with our intuition. For instance, directly measuring the entropy of the state vector would not necessarily guarantee this property [6, 15]. On the other hand, choosing to measure directly the KL divergence of the process from the stationary distribution would always be monotonically decreasing [6]; however, for initial conditions close to stationarity, this would lead to a dull system, uninformative of the underlying graph structure, and therefore practically of little interest.

Here, we suggest the use of conditional entropy as an entropic measure that satisfies the second law of thermodynamics. The conditional entropy at time 0 is trivially equal to zero, regardless of the initial distribution on which we are conditioning, and [6, Ch. 4.4] outlines a proof of the monotonic growth for the conditional entropy of discrete-time Markov chains at stationarity. Halliwell *et al.* [15] contains a sketch of potential differences in the thermodynamics of discrete and continuous-time Markov chains, but none of them affects our work. The following result and its proof are an adaptation from the ones found in [6] to continuous-time chains.

Proposition 3.3. *For a Markov chain $\{X(t)\}_{t \in \mathbb{R}^+}$ we have:*

$$X(0) \text{ stationary}, 0 \leq t_1 \leq t_2 \implies H(X(t_2)|X(0)) \geq H(X(t_1)|X(0)). \quad (3.7)$$

Proof.

$$H(X(t_2)|X(0)) \leq H(X(t_2)|X(0), X(t_2 - t_1)) = H(X(t_2)|X(t_2 - t_1)) = H(X(t_1)|X(0)),$$

using stationarity of the process in the last step. \square

This fact suggests using the stationary distribution as an initial condition for applications, as it guarantees monotonicity of entropy curves. Moreover, the conditional entropy captures the evolution of each row of the transition matrix towards its limiting values, even if the process starts at stationarity, which makes it an interesting measure of the process dynamics. In addition, we show that, in the case of heat diffusion, the second law of thermodynamics holds independently of the initial condition.

Theorem 3.4 (Second Law of Thermodynamics). *For the heat diffusion Markov chain $\{Z(t)\}_{t \in \mathbb{R}^+}$ on a connected graph we have:*

$$\forall Z(0), t_1 \leq t_2 : H(Z(t_2)|Z(0)) \geq H(Z(t_1)|Z(0)). \quad (3.8)$$

Proof. Let us denote by p and q the distributions referring to stochastic processes X and Y on the state space of the same Markov chain (i.e., sharing the same transition probability matrices). From the chain rule for the KL divergence (Theorem 2.5), we get both

$$D_{\text{KL}}(p(t_1, t_2) \| q(t_1, t_2)) = D_{\text{KL}}(p(t_1) \| q(t_1)) + D_{\text{KL}}(p(t_2|t_1) \| q(t_2|t_1)) \quad (3.9)$$

and

$$D_{\text{KL}}(p(t_1, t_2) \| q(t_1, t_2)) = D_{\text{KL}}(p(t_2) \| q(t_2)) + D_{\text{KL}}(p(t_1 | t_2) \| q(t_1 | t_2)). \quad (3.10)$$

We notice that $D_{\text{KL}}(p(t_2 | t_1) \| q(t_2 | t_1)) = 0$ because $p_{i,j}(t_2 | t_1) = q_{i,j}(t_2 | t_1) = T_{i,j}(t_1, t_2)$ for all i, j , and that $D_{\text{KL}}(p(t_1 | t_2) \| q(t_1 | t_2)) \geq 0$ by non-negativity of the KL divergence. Hence, by equating the two expressions Equation (3.9) and Equation (3.10) we get

$$D_{\text{KL}}(p(t_2) \| q(t_2)) \leq D_{\text{KL}}(p(t_2) \| q(t_2)) + D_{\text{KL}}(p(t_1 | t_2) \| q(t_1 | t_2)) = D_{\text{KL}}(p(t_1) \| q(t_1)), \quad (3.11)$$

referred to as the data-processing inequality for KL divergence [7, Lemma 3.11].

Now, consider the case of heat diffusion. We switch to the vector-matrix bold notation and say $\tau := t_2 - t_1 \geq 0$, $t_1 > 0$, and $\mathbf{p}^{(i)}(t_1) := \mathbf{T}_{i,:}(0, t_1)$, i.e., the i -th row of the transition matrix. Then, we have $\mathbf{p}^{(i)}(t_2) = \mathbf{T}_{i,:}(0, t_1) \mathbf{T}(\tau) = \mathbf{T}_{i,:}(0, t_1 + \tau)$.

We plug in the data-processing inequality $\mathbf{p}^{(i)}(t_1)$ in place of $\mathbf{p}(t_1)$, $\mathbf{p}^{(i)}(t_2)$ in place of $\mathbf{p}(t_2)$. The underlying graph is connected, so the uniform distribution is the only stationary one, independently of the initial condition, and we can set $\mathbf{q}(t_1)$ to be $\boldsymbol{\pi}$. Then $\mathbf{q}(t_2)$ is $\boldsymbol{\pi}^\top \mathbf{T}(\tau) = \boldsymbol{\pi}^\top$ as well. So, in this case, the inequality yields

$$D_{\text{KL}}(\mathbf{T}_{i,:}(0, t_1) \mathbf{T}(\tau) \| \boldsymbol{\pi}) \leq D_{\text{KL}}(\mathbf{T}_{i,:}(0, t_1) \| \boldsymbol{\pi}). \quad (3.12)$$

Since $\forall i, t_1 > 0$, $-D_{\text{KL}}(\mathbf{T}_{i,:}(0, t_1) \| \boldsymbol{\pi}) = H_i(t_1 | 0) + \sum_i \mathbf{T}_{i,:}(0, t_1) \log(\pi_i) = H_i(t_1 | 0) + \sum_i \mathbf{T}_{i,:}(0, t_1) \log(\frac{1}{N})$, we have, $\forall i, t_1 > 0$, $H_i(t_1 | 0) = \log(N) - D_{\text{KL}}(\mathbf{T}_{i,:}(0, t_1) \| \boldsymbol{\pi})$, and the data processing inequality yields

$$H_i(t_1 + \tau | 0) \geq H_i(t_1 | 0). \quad (3.13)$$

The entropy of each row of the transition matrix is therefore diverging less and less from the stationary distribution as time passes. We have seen that $H(Z(t) | Z(0)) = \sum_i p_i(0) H_i(t | 0)$, therefore averaging row entropies over $p(0)$ yields

$$H(Z(t_1 + \tau) | Z(0)) \geq H(Z(t_1) | Z(0)), \quad (3.14)$$

hence, for any initial distribution $p(0)$, $H(Z(t) | Z(0))$ is non-decreasing. \square

We can draw an additional connection between conditional entropy and the KL divergence that holds in general. Let us denote by $p(0, t)$ the joint distribution of the dynamic at times 0 and t , and by $p(0) \otimes p(t)$ the product distribution of the laws of $X(0)$ and $X(t)$. Then the chain rule of Shannon entropy and the definition of mutual information [6] imply that

$$H(X(t) | X(0)) = H(X(t)) - D_{\text{KL}}(p(0, t) \| p(0) \otimes p(t)). \quad (3.15)$$

We can therefore interpret the conditional entropy of a diffusion process as the interplay between the entropy of the variable $X(t)$ converging to the stationary distribution and its decreasing dependence on the initial condition $X(0)$.

One could also prove Theorem 3.4 by combining this fact with the data-processing inequality, and noticing that $H(Z(t))$ is a non-decreasing function. However, our original argument highlights that convergence happens row-wise, which is conceptually interesting on its own and might be potentially useful for other proofs as well.

We conclude this section by presenting a counterexample to the possibility of extending Theorem 3.4 to general chains, not only heat diffusion. Relation Equation (3.15) tells us where to look for such a counterexample.

Proposition 3.5. *Consider the Markov chain with N states determined by the transition matrix*

$$\mathbf{T}(0, t) := \begin{bmatrix} 1 & 0 & \dots & 0 \\ 1 - e^{-t} & e^{-t} & & \vdots \\ \vdots & & \ddots & 0 \\ 1 - e^{-t} & 0 & \dots & e^{-t} \end{bmatrix},$$

and the initial condition $\mathbf{p}(0) := [0, \frac{1}{N-1}, \dots, \frac{1}{N-1}]$. Then $H(X(t) | X(0))$ is not a monotonically non-decreasing function.

Proof. One can easily compute that

$$H(X(t)) = (e^{-t} - 1) \log(1 - e^{-t}) + (\log(N - 1) + t) e^{-t}, \quad (3.16)$$

and

$$D_{\text{KL}}(p(0, t) \| p(0) \otimes p(t)) = e^{-t} \log(N - 1). \quad (3.17)$$

Then, by Equation (3.15) we get

$$H(X(t) | X(0)) = (e^{-t} - 1) \log(1 - e^{-t}) + t e^{-t}, \quad (3.18)$$

which is not identical to 0. $\lim_{t \rightarrow \infty} H(X(t) | X(0)) = H(X(0) | X(0)) = 0$, so the function must decrease at a certain point. \square

3.2 Exact results of the evolution of conditional entropy on some graphs

The evolution of the conditional entropy depends on the graph's structure and is encoded in the spectral components of its Laplacian matrix. For certain classes of graphs with certain levels of regularity, the spectrum and eigenspaces are known [33]. Here, we derive them again and use them to obtain the eigendecomposition of the transition matrices for heat diffusion on these classes of graphs and obtain exact formulas for the evolution of conditional entropy. Knowing these decompositions is, in turn, useful for fast computation of entropy curves and for understanding asymptotic behaviours.

Given a graph G of size N , we always consider the spectrum $\{0 = \lambda_1, \dots, \lambda_N\}$ of its Laplacian (or in fewer cases adjacency) matrix to be in ascending order. Additionally, with a slight abuse of notation, we write $\lambda_i(G)$ to indicate the i -th eigenvalue of G 's Laplacian.

3.2.1 Complete Graph

In the case of a complete graph, where each node is connected to every other node in the network, given its extreme regularity, we can explicitly write its transition probability matrix. We first need to compute its Laplacian's eigendecomposition.

Lemma 3.6. *Let \mathbf{L} be the Laplacian of the complete graph K_N with N nodes. Then:*

$$\lambda_1(K_N) = 0, \lambda_2(K_N) = \dots = \lambda_N(K_N) = N, \quad (3.19)$$

and

$$\mathbf{L} = \mathbf{U}\mathbf{\Lambda}\mathbf{U}^\top, \quad (3.20)$$

where $\mathbf{\Lambda} = \text{diag}(0, N, \dots, N)$ and \mathbf{U} is an orthogonal matrix whose first column is $\frac{1}{\sqrt{N}}\mathbf{1}_N$, and whose remaining columns form an orthonormal basis for the subspace orthogonal to $\mathbf{1}_N$.

Proof. Consider the all-ones vector $\mathbf{1}_N \in \mathbb{R}^N$ and the all-ones matrix $\mathbf{J}_N = \mathbf{1}_N\mathbf{1}_N^\top$. Notice how $\mathbf{1}_N$ belongs to the right kernel of the Laplacian of each graph (and in particular K_N) and that $\mathbf{L} = N\mathbf{I}_N - \mathbf{J}_N$, where \mathbf{I}_N is the N -dimensional identity matrix. The rank of \mathbf{J} is equal to 1, so we can conclude that, except for 0, every other eigenvalue of \mathbf{L} is equal to N (which therefore has multiplicity $N - 1$), a fact established already in [2]. The spectral decomposition of \mathbf{L} is then $\mathbf{L} = \mathbf{U}\mathbf{\Lambda}\mathbf{U}^\top$, where $\mathbf{\Lambda} = \text{diag}(0, N, \dots, N)$ and \mathbf{U} is an orthogonal matrix whose first column is $\frac{1}{\sqrt{N}}\mathbf{1}_N$, and whose remaining columns form an orthonormal basis for the subspace orthogonal to $\mathbf{1}_N$. \square

We can now get the formula of the transition matrix.

Proposition 3.7. *Let $\{Z(t)\}$ be the heat diffusion dynamic on the complete graph K_N with N nodes. Then its transition matrices are given by:*

$$T_{i,j}(t) = \begin{cases} \frac{1}{N} + \frac{N-1}{N}e^{-Nt} & \text{if } i = j, \\ \frac{1}{N} - \frac{1}{N}e^{-Nt} & \text{if } i \neq j. \end{cases} \quad (3.21)$$

Proof. Based on the preceding lemma, the matrix exponential form is

$$e^{-t\mathbf{L}} = \mathbf{U}e^{-t\mathbf{\Lambda}}\mathbf{U}^\top = \mathbf{U}\text{diag}(1, e^{-tN}, \dots, e^{-tN})\mathbf{U}^\top.$$

We now define the projection matrix onto the span of $\mathbf{1}_N$ as $\mathbf{P} = \frac{1}{N}\mathbf{J}_N$, and observe that $\mathbf{I}_N = \mathbf{P} + (\mathbf{I}_N - \mathbf{P})$. Since \mathbf{P} projects onto the eigenspace of $\lambda = 0$, and $\mathbf{I}_N - \mathbf{P}$ projects onto the eigenspace of $\lambda = N$, we obtain

$$e^{-t\mathbf{L}} = \mathbf{P} + e^{-tN}(\mathbf{I}_N - \mathbf{P}).$$

Expanding this expression yields the final result:

$$e^{-t\mathbf{L}} = e^{-tN}\mathbf{I}_N + (1 - e^{-tN})\frac{1}{N}\mathbf{J}_N, \quad (3.22)$$

whose entries are specified in Equation (3.21). \square

We now state the explicit formula of the conditional entropy of the heat process. The computation of the formula can be found in Section A, and the analogous formulas for transition matrices and conditional entropy of random walk diffusion are in Equation (B.4).

Corollary 3.8. *The conditional entropy $H(Z(t)|Z(0))$ on the complete graph is independent of the choice of the initial condition $\mathbf{p}(0)$ and is given by*

$$\begin{aligned} H(Z(t)|Z(0)) &= \log(N) - \frac{N-1}{N} e^{-Nt} \log\left(\frac{1 + (N-1)e^{-Nt}}{1 - e^{-Nt}}\right) \\ &\quad - \frac{N-1}{N} \log(1 - e^{-Nt}) - \frac{1}{N} \log(1 + (N-1)e^{-Nt}) \end{aligned} \quad (3.23)$$

3.2.2 Path Graphs

For the path graph P_N with vertices $V = \{1, \dots, N\}$ and edges $(i, i+1)$ for $1 \leq i \leq N-1$ the Laplacian matrix \mathbf{L} is

$$\mathbf{L}_{i,j} = \begin{cases} 1 & \text{if } i = j \in \{1, N\}, \\ 2 & \text{if } 1 < i < N, i = j, \\ -1 & \text{if } |i - j| = 1, \\ 0 & \text{otherwise.} \end{cases} \quad (3.24)$$

We now state its eigendecomposition.

Proposition 3.9. *Let \mathbf{L} be the Laplacian of the path graph P_N with N nodes. Then its spectrum is given by the set of eigenpairs $\{\lambda_k, v^{(k)}\}_{1 \leq k \leq N}$ where*

$$\lambda_k = 2 \left(1 - \cos\left(\frac{\pi(k-1)}{N}\right) \right), \quad (3.25)$$

and

$$\forall 1 \leq j \leq N : v_j^{(k)} = \sqrt{\frac{2 - \delta_{k1}}{N}} \cos\left(\frac{\pi(k-1)(j - \frac{1}{2})}{N}\right). \quad (3.26)$$

Proof. We look for non-zero $\mathbf{v} = (v_1, \dots, v_N)^\top$ and λ such that $\mathbf{L}\mathbf{v} = \lambda\mathbf{v}$. For interior indices $j \in \{2, \dots, N-1\}$ we have

$$-v_{j-1} + 2v_j - v_{j+1} = \lambda v_j, \quad (3.27)$$

while the endpoints satisfy

$$v_1 - v_2 = \lambda v_1, \quad v_N - v_{N-1} = \lambda v_N. \quad (3.28)$$

Set $v_j = \cos((j - \frac{1}{2})\theta)$. Using $\cos(x - \theta) + \cos(x + \theta) = 2\cos(x)\cos(\theta)$ with $x = (j - \frac{1}{2})\theta$, the interior equation gives

$$-\cos(x - \theta) + 2\cos(x) - \cos(x + \theta) = 2(1 - \cos(\theta))\cos(x); \quad (3.29)$$

hence

$$\lambda = 2(1 - \cos(\theta)). \quad (3.30)$$

With $v_1 = \cos(\frac{\theta}{2})$ and $v_2 = \cos(\frac{3\theta}{2})$, the left endpoint equation of Equation (3.28) becomes

$$v_1 - v_2 = \cos\left(\frac{\theta}{2}\right) - \cos\left(\frac{3\theta}{2}\right) = 2\sin(\theta)\sin\left(\frac{\theta}{2}\right) = 4\sin^2\left(\frac{\theta}{2}\right)\cos\left(\frac{\theta}{2}\right) = 2(1 - \cos(\theta))v_1. \quad (3.31)$$

The left boundary condition is therefore automatically satisfied once Equation (3.30) holds.

Quantization of the spectrum is achieved by imposing the right endpoint equation of Equation (3.28). Let $\alpha := (N - \frac{1}{2})\theta$. Then $v_N = \cos(\alpha)$ and $v_{N-1} = \cos(\alpha - \theta)$, and the boundary condition reads

$$\cos(\alpha) - \cos(\alpha - \theta) = 2(1 - \cos(\theta))\cos(\alpha). \quad (3.32)$$

Using $\cos(\alpha - \theta) = \cos(\alpha)\cos(\theta) + \sin(\alpha)\sin(\theta)$ and rearranging,

$$0 = (1 - \cos(\theta))\cos(\alpha) + \sin(\alpha)\sin(\theta) = \cos(\alpha) - (\cos(\theta)\cos(\alpha) - \sin(\theta)\sin(\alpha)) \quad (3.33)$$

$$= \cos(\alpha) - \cos(\alpha + \theta). \quad (3.34)$$

Hence,

$$\cos\left(\left(N + \frac{1}{2}\right)\theta\right) = \cos\left(\left(N - \frac{1}{2}\right)\theta\right). \quad (3.35)$$

Therefore either $(N + \frac{1}{2})\theta = (N - \frac{1}{2})\theta + 2\pi m$, which on $[0, \pi]$ gives only $\theta = 0$ (the zero eigenvalue), or $(N + \frac{1}{2})\theta = -(N - \frac{1}{2})\theta + 2\pi m$, i.e.

$$2N\theta = 2\pi m \implies \theta = \frac{\pi m}{N}. \quad (3.36)$$

The choice $m = N$ gives the zero vector, so we take $m = 0, 1, \dots, N-1$ and index them as $k = 1, \dots, N$ with

$$\theta_k = \frac{\pi(k-1)}{N}. \quad (3.37)$$

Substituting θ_k into (3.30) yields

$$\lambda_k = 2 \left(1 - \cos \frac{\pi(k-1)}{N} \right), \quad (3.38)$$

and the corresponding eigenvector components are

$$v_j^{(k)} = \cos \left(\frac{\pi(k-1)}{N} \left(j - \frac{1}{2} \right) \right), j = 1, \dots, N, \quad (3.39)$$

which may be normalized to match (3.26). \square

The vectors $\{\mathbf{v}^{(k)}\}_{k=1}^N$ are orthonormal and constitute the (type-II) discrete cosine transform (DCT-II) basis [1]. Let $\mathbf{U} = [\mathbf{v}^{(1)} \mid \dots \mid \mathbf{v}^{(N)}]$ and $\mathbf{D}(t) = \text{diag}(e^{-\lambda_1 t}, \dots, e^{-\lambda_N t})$. The heat-diffusion transition matrix is then:

$$\mathbf{T}(t) = e^{-t\mathbf{L}} = \mathbf{U}\mathbf{D}(t)\mathbf{U}^\top, \text{ with } T_{i,j}(t) = \sum_{k=1}^N e^{-\lambda_k t} v_i^{(k)} v_j^{(k)}. \quad (3.40)$$

The complete and path graphs play an important role in the understanding of diffusion, as they represent extremal cases in terms of connectedness. In particular, in Section 3.3.2 we show that the speed of convergence to stationarity is in some sense maximal for the former and minimal for the latter. We therefore use their entropy curves in our simulation results to bound a region of space where we expect to see entropy curves of heat diffusion on graphs with the same number of nodes.

3.2.3 Circulant Graphs

Another case where we can exploit the high regularity of the structure to obtain an explicit solution is that of circulant graphs. A circulant graph with N nodes has vertex set $V = \{0, 1, \dots, N-1\}$ and its structure is then entirely defined by its step-set $S \subseteq \{1, 2, \dots, \lfloor N/2 \rfloor\}$ indicating at which (regular) intervals there are edges:

$$E = \{ \{i, j\} \subseteq V \mid j - i \equiv s \pmod{N} \text{ for some } s \in S \}.$$

We write $C_N(S) = (V, E)$ to indicate an undirected circulant graph. We then have that every node $i \in V$ has the same degree:

$$d = \begin{cases} 2|S| & \text{if } N \text{ odd or } N/2 \notin S, \\ 2|S| - 1 & \text{if } N \text{ even and } N/2 \in S. \end{cases}$$

Now, let $C_N(S)$ be the undirected circulant graph with step-set S . Its adjacency matrix is then a circulant matrix [8].

$$\mathbf{A} = \text{circ}(c_0, \dots, c_{N-1}) := \begin{bmatrix} c_0 & c_1 & \cdots & c_{N-1} \\ c_{N-1} & c_0 & \cdots & c_{N-2} \\ \vdots & \vdots & \ddots & \vdots \\ c_1 & c_2 & \cdots & c_0 \end{bmatrix}, \text{ where } c_j = \begin{cases} 1 & \text{if } j \in S \text{ or } N-j \in S, \\ 0 & \text{otherwise.} \end{cases}$$

We then have the following eigendecomposition of its Laplacian.

Proposition 3.10. *The (unordered) spectrum of the Laplacian of $C_N(S)$ is*

$$\left\{ \lambda_k = d - 2 \sum_{s \in S} \cos \left(\frac{2\pi s(k-1)}{N} \right) \right\}_{1 \leq k \leq N}. \quad (3.41)$$

Proof. Consider the N -th dimensional shift matrix $\text{circ}(0, 1, 0, \dots, 0)$. It is easy to verify that its spectrum is $\{\omega_N^{-k}\}_{0 \leq k < N}$, where $\omega_N := e^{-2\pi i/N}$. Consider the discrete Fourier matrix

$$\mathbf{F} = \frac{1}{\sqrt{N}} \left[\omega_N^{jk} \right]_{0 \leq j, k < N}; \quad (3.42)$$

then we have a diagonal decomposition of the shift matrix: $\mathbf{F}^* \text{diag}(\omega_N^0, \dots, \omega_N^{-(N-1)}) \mathbf{F}$. Since $\mathbf{A} = \sum_{0 \leq j \leq N-1} c_j \text{circ}(0, 1, 0, \dots, 0)^j$, \mathbf{A} shares the same eigenspaces with $\text{circ}(0, 1, 0, \dots, 0)$ and if x is an eigenvalue of the shift matrix, $\sum_{0 \leq j \leq N-1} c_j x^j$ is an eigenvalue of \mathbf{A} . Then we have a diagonal decomposition of the adjacency matrix: $\mathbf{A} = \mathbf{F}^* \text{diag}(\mu_0, \dots, \mu_{N-1}) \mathbf{F}$, with (non-ordered) eigenvalues

$$\mu_k = \sum_{j=0}^{N-1} c_j \omega_N^{-jk} = 2 \sum_{s \in S} \cos\left(\frac{2\pi s k}{N}\right), k \in \{0, \dots, N-1\}. \quad (3.43)$$

Let d be the degree of every node. Then from $\mathbf{L} = d\mathbf{I}_N - \mathbf{A}$, we get that the spectrum of the Laplacian of $C_N(S)$ is $\{\lambda_k = d - 2 \sum_{s \in S} \cos\left(\frac{2\pi s(k-1)}{N}\right)\}_{1 \leq k \leq N}$. \square

Proposition 3.11. *The transition Matrix of heat diffusion on a circulant graph has entries*

$$T_{i,j}(t) = \frac{1}{N} \sum_{k=0}^{N-1} \exp(-t\lambda_{k+1}) \omega_N^{k((j-i) \bmod n)}. \quad (3.44)$$

Proof.

$$e^{-t\mathbf{L}} = e^{-t(d\mathbf{I}_N - \mathbf{A})} = e^{-td\mathbf{I}_N} e^{t\mathbf{A}} = e^{-dt} e^{t\mathbf{A}},$$

or in its spectral form $e^{-t\mathbf{L}} = \mathbf{F}^* \text{diag}(e^{-t(d-\mu_0)}, \dots, e^{-t(d-\mu_{N-1})}) \mathbf{F}$. From this, we get the entries of the first row of the transition matrix

$$\forall r \in \{0, \dots, n-1\} : h_t(r) := (e^{-t\mathbf{L}})_{0,r} = \frac{1}{N} \sum_{k=0}^{N-1} \exp(-t\lambda_{k+1}) \omega_N^{kr}.$$

Since $e^{-t\mathbf{L}}$ is circulant, every entry depends only on the distance $r = j - i \bmod n$:

$$(e^{-t\mathbf{L}})_{i,j} = h_t(j - i \bmod n). \quad \square$$

In the special case of the undirected cycle, where $S = \{1\}$ and nodes have degree $d = 2$, one gets

$$\mu_k = 2 \cos\left(\frac{2\pi k}{N}\right), \text{ and } h_t(r) = e^{-2t} \frac{1}{N} \sum_{k=0}^{N-1} \exp\left(2t \cos\left(\frac{2\pi k}{N}\right)\right) \omega_N^{kr}. \quad (3.45)$$

In Figure 2 we show how edge density and diameter of a circulant graph influence the evolution of heat conditional entropy on top of it. The density of a circulant graph is equal to $\frac{d}{N-1} \approx \frac{2|S|}{N-1}$. The graph is connected if and only if the step-set S generates \mathbb{Z}_N ; hence, finding its diameter is equivalent to the Cayley graph diameter problem over \mathbb{Z}_N .

3.3 Asymptotic Behaviour

For a generic (random) graph, there is not necessarily such an explicit formula for its conditional entropy curve; however, we can say more about its asymptotic behaviour. We first derive the asymptotic value, which on connected graphs depends only on the size of the graph, and then describe how much time is required for the system to approach it.

3.3.1 Limit Value

Lemma 3.12. *The rows of the limit transition probability matrix $\lim_{t \rightarrow \infty} \mathbf{T}(0, t)$ of an ergodic Markov chain are given by its stationary distribution $\tilde{\pi}$.*

Proof. Ergodicity implies that in the limit $t \rightarrow \infty$ the following stationary condition holds for every initial condition $\mathbf{p}(0)$:

$$\mathbf{p}^\top(0) \lim_{t \rightarrow \infty} \mathbf{T}(0, t) = \tilde{\pi}^\top.$$

One can immediately see that this condition holds if and only if every row of $\lim_{t \rightarrow \infty} \mathbf{T}(0, t)$ is equal to $\tilde{\pi}$. \square

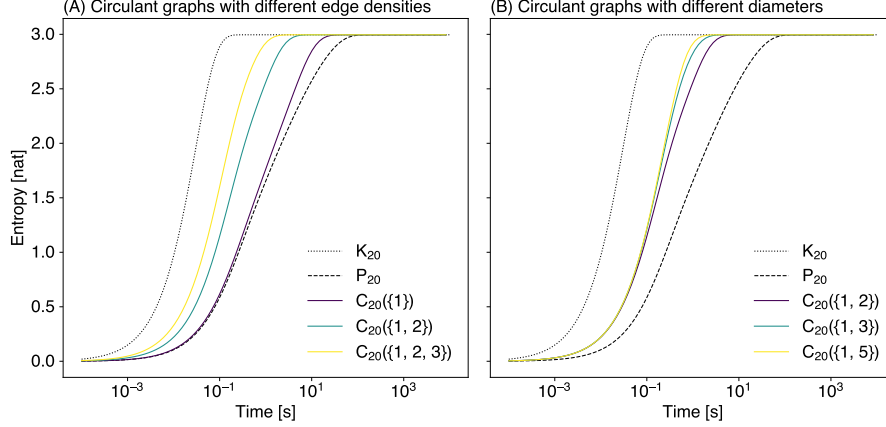


Figure 2: Conditional entropy for heat diffusion on a complete graph, path graph, and circulant graphs with different step-sets. The entropy curves are bounded from below by the path graph curve and above by the complete graph curve. (A) Three circulant graphs with increasing density. The density of $C_{20}(\{1\})$ is equal to $\frac{2}{19}$, the one of $C_{20}(\{1, 2\})$ is $\frac{4}{19}$, and the one of $C_{20}(\{1, 2, 3\})$ is $\frac{6}{19}$. The entropy grows faster in denser graphs. (B) Three circulant graphs with the same density but decreasing diameter. The diameter of $C_{20}(\{1\})$ is equal to 10, the one of $C_{20}(\{1, 2\})$ is 5, and the one of $C_{20}(\{1, 2, 3\})$ is 4. The entropy grows faster as the diameter decreases.

Lemma 3.13. *If for every pair of nodes i and j the transition probability from i to j does not depend on i (i.e. we can write $T_{i,j}(0, t) = T_j(0, t)$), then we have that*

$$\forall p(0), q(0) : H(p(t)|p(0)) = H(q(t)|q(0)); \quad (3.46)$$

i.e., the conditional entropy value is independent of the initial distribution.

Proof. Given an initial distribution $p(0)$,

$$\begin{aligned} H(p(t)|p(0)) &= - \sum_i p_i(0) \sum_j T_{i,j}(0, t) \log(T_{i,j}(0, t)) \\ &= - \sum_i p_i(0) \sum_j T_j \log(T_j) \\ &= - \sum_j T_j \log(T_j), \end{aligned}$$

which is independent of $p(0)$. □

Proposition 3.14. *The asymptotic value of the conditional entropy of heat diffusion in a connected non-bipartite graph is*

$$\lim_{t \rightarrow \infty} H(Z(t)|Z(0)) = \log(N), \quad (3.47)$$

independently from the initial distribution $p(0)$.

Proof. The asymptotic value of the transition matrix $\lim_{t \rightarrow \infty} T_{i,j}(0, t)$ is equal to $\frac{1}{N}$.

We therefore have that:

$$\lim_{t \rightarrow \infty} H(Z(t)|Z(0)) = H(\lim_{t \rightarrow \infty} Z(t)|Z(0)) = - \sum_i \frac{1}{N} \log\left(\frac{1}{N}\right) = \log(N).$$

□

This value is independent of the network structure. In the appendix Section B we show that using the random walk diffusion dynamic leads to a different asymptotic value, determined by the degree distribution (Theorem B.1). The case of multiple connected components can then be understood by applying the results for connected components to each component separately.

Proposition 3.15. Consider a graph with vertex set $V = \bigcup_{k=1}^l V_k$ partitioned into disjoint connected components with vertex subsets V_1, \dots, V_l . Then we have:

$$\lim_{t \rightarrow \infty} H(Z(t)|Z(0)) = \sum_{k=1}^l \log(|V_k|) \sum_{j \in V_k} p_j(0), \quad (3.48)$$

and if the distribution of the initial distribution $p(0)$ is uniform,

$$\lim_{t \rightarrow \infty} H(Z(t)|Z(0)) = \sum_{i=1}^l \frac{|V_i|}{N} \log(|V_i|). \quad (3.49)$$

Proof. Heat can only diffuse between nodes in the same connected component. Let us denote by $V(i)$ the connected component to which node i belongs. Then we have:

$$\begin{aligned} \lim_{t \rightarrow \infty} H(Z(t)|Z(0)) &= - \sum_{i=1}^N p_i(0) \sum_{j=1}^N \frac{\delta_{V(i)=V(j)}}{\sum_{k=1}^N \delta_{V(i)=V(k)}} \log \left(\frac{\delta_{V(i)=V(j)}}{\sum_{k=1}^N \delta_{V(i)=V(k)}} \right) \\ &= - \sum_{i=1}^N p_i(0) \sum_{j \in V(i)} \frac{1}{|V(i)|} \log \left(\frac{1}{|V(i)|} \right) = \sum_{i=1}^N p_i(0) \log(|V(i)|) \\ &= \sum_{k=1}^l \log(|V_k|) \sum_{j \in V_k} p_j(0). \end{aligned}$$

If we set $Z(0)$ to be uniformly distributed, we then get:

$$\lim_{t \rightarrow \infty} H(Z(t)|Z(0)) = \sum_{k=1}^l \log(|V_k|) \sum_{j \in V_k} \frac{1}{N} = \sum_{i=1}^l \frac{|V_i|}{N} \log(|V_i|).$$

□

3.3.2 Mixing Time

There are multiple ways to describe how much time it takes to get close to the asymptotic level [11, 21]. For instance, since the transition matrices of our system are diagonalizable, we can estimate the deviation from stationarity as

$$\boldsymbol{\pi}^\top - \mathbf{p}(t)^\top = \boldsymbol{\pi}^\top - \left(\boldsymbol{\pi}^\top + \mathbf{p}(0)^\top \sum_{i=2}^N e^{-\lambda_i t} \mathbf{v}^{(i)} \mathbf{v}^{(i)\top} \right) \quad (3.50)$$

$$= \mathbf{p}(0)^\top \sum_{i=2}^N e^{-\lambda_i t} \mathbf{v}^{(i)} \mathbf{v}^{(i)\top} = \mathbf{p}(0)^\top e^{-\lambda_2 t} \mathbf{v}^{(2)} \mathbf{v}^{(2)\top} + \mathbf{p}(0)^\top \sum_{i=3}^N e^{-\lambda_i t} \mathbf{v}^{(i)} \mathbf{v}^{(i)\top}. \quad (3.51)$$

Taking the limit, we get:

$$\lim_{t \rightarrow \infty} \boldsymbol{\pi}^\top - \mathbf{p}(t)^\top \approx e^{-\lambda_2 t} \mathbf{p}(0)^\top \mathbf{v}^{(2)} \mathbf{v}^{(2)\top}. \quad (3.52)$$

We can then formalize this as the following convergence result:

Proposition 3.16. Let G be a connected graph, then

$$\forall p \in [1, \infty] : \lim_{t \rightarrow \infty} \|\boldsymbol{\pi}^\top - \mathbf{p}(t)^\top\|_p = 0. \quad (3.53)$$

Proof. Since G is connected, $\lambda_2 > 0$ and

$$\forall p \in [1, \infty] : \lim_{t \rightarrow \infty} \|\boldsymbol{\pi}^\top - \mathbf{p}(t)^\top\|_p = \lim_{t \rightarrow \infty} \|e^{-\lambda_2 t} \mathbf{p}(0)^\top \mathbf{v}^{(2)} \mathbf{v}^{(2)\top}\|_p = 0.$$

□

Equation (3.51) shows that the rates of decay are given by the Laplacian eigenvalues, which depend on the graph density, and that the spectral gap, λ_2 , gives the slowest rate and determines the mixing time.

3.4 Upper and Lower Bounds for the Evolution of the Conditional Entropy

Van Mieghem [33, art. 163] explains that Laplacian eigenvalues are non-decreasing if edges are added to a graph, implying that denser graphs have shorter mixing time. We give a simpler proof of this result and use it to argue that the eigenvalues of the complete graph's Laplacian are maximal in the following sense:

Proposition 3.17. *Let $G = (V, E)$ be a subgraph with N nodes of $G' = (V, E \cup (u, v))$ obtained by removing an edge from it. Consider the ordered Laplacian spectra $\{\lambda_i^G\}_{1 \leq i \leq N}$, $\{\lambda_i^{G'}\}_{1 \leq i \leq N}$ of G and G' and the Laplacian spectrum $\{\lambda_i^K\}_{1 \leq i \leq N}$ of the complete graph K_N of the same size. Then we have that*

$$\forall i : \lambda_i^G \leq \lambda_i^{G'} \leq \lambda_i^{K_N}. \quad (3.54)$$

Proof. We first address the inequality on the left. If we denote by e_u and e_v the basis vector corresponding to nodes u and v , then the Laplacian \mathbf{L}' of G' can be expressed as the Laplacian \mathbf{L} of G plus a perturbation $\mathbf{L}_e := (e_u - e_v)(e_u - e_v)^\top$. Notice that \mathbf{L}_e has rank equal to one and the only non-zero eigenvalue is equal to two. Weil's inequality [41, 16] states that

$$1 \leq j \leq i \leq j \leq N : \lambda_{i-j+1}(\mathbf{L}) + \lambda_j(\mathbf{L}_e) \leq \lambda_i(\mathbf{L} + \mathbf{L}_e) \leq \lambda_{N-k+i}(\mathbf{L}) + \lambda_k(\mathbf{L}_e). \quad (3.55)$$

By choosing $j = 1$, the left-side inequality leads to $\lambda_i(\mathbf{L}) \leq \lambda_i(\mathbf{L}')$. Furthermore, every graph is a subgraph of the complete graph; thus, by monotonicity, the second desired inequality is also proven. \square

It follows immediately that:

Corollary 3.18. *Let G be a graph of size N . Then:*

$$2 \leq i \leq N : \lambda_i(G) \leq N = \lambda_2(K_N). \quad (3.56)$$

Proof. The previous proposition says that $2 \leq i \leq N : \lambda_i(G) \leq \lambda_i(K_N)$ and in Theorem 3.6 we have seen that $2 \leq i \leq N : \lambda_i(K_N) = \lambda_2(K_N) = N$. \square

This establishes the complete graph as the structure upon which diffusion unfolds the fastest. This is intuitively clear, as more edges correspond to more pathways for diffusion. The same argument can not be used to establish an optimal slowest structure: trees have minimal eigenvalues, but no tree has uniformly smaller ones, as one can see by confronting the spectra of the path and star graphs.

However, we can argue that at least asymptotically, the path graph will be the one that reaches the asymptotic level the slowest.

Proposition 3.19. *Consider a connected graph G with N nodes. Then its algebraic connectivity is bigger than or equal to that of the path graph $\lambda_2(P_N) = 2(1 - \cos(\frac{\pi}{N})) = 4\sin^2(\frac{\pi}{2N})$.*

Proof. Recall from Equation (3.25) that we know that the algebraic connectivity of P_N is

$$\lambda_2 = 2 \left(1 - \cos \left(\frac{\pi}{N} \right) \right) = 4 \sin^2 \left(\frac{\pi}{2N} \right). \quad (3.57)$$

Consider a spanning tree T of G . If T is isomorphic to P_N , then by the edge-monotonicity principle stated in Theorem 3.17, the algebraic connectivity of G must be bigger than or equal to that of P_N . Otherwise, [12, 4.3] states that among trees with N nodes, the P_N has minimal algebraic connectivity. Hence we conclude that $\lambda_2(P_N) \leq \lambda_2(T) \leq \lambda_2(G)$. \square

We can use these results on the mixing time to argue that the complete and path graph are good representatives of fast and slow diffusion structures to use as references for other graphs when plotting their conditional entropy curves. Finally, we end this section with a final result linking the conditional entropy to the total variation of the rows of the transition matrix from the stationary distribution.

Proposition 3.20. *For every $p \geq 1$: $\log(N) - H(Z(t)|Z(0)) \geq \sum_i \frac{p_i(0)}{2} \|\mathbf{p}^{(i)} - \boldsymbol{\pi}\|_p^2$.*

Proof. We have seen in the proof of Theorem 3.4 that $\log(N) - H(\mathbf{p}^{(i)}) = D_{\text{KL}}(\mathbf{p}^{(i)} \|\boldsymbol{\pi})$. As a direct consequence of Pinsker inequality (Theorem 2.6) we have for every row distribution $\mathbf{p}^{(i)}$,

$$\log(N) - H(\mathbf{p}^{(i)}) = D_{\text{KL}}(\mathbf{p}^{(i)} \|\boldsymbol{\pi}) \geq \frac{1}{2} \|\mathbf{p}^{(i)} - \boldsymbol{\pi}\|_1^2. \quad (3.58)$$

Since for any vector \mathbf{x} , $\|\mathbf{x}\|_1 \geq \|\mathbf{x}\|_p$ for every $p \geq 1$, this yields

$$\log(N) - H(\mathbf{p}^{(i)}) \geq \frac{1}{2} \|\mathbf{p}^{(i)} - \boldsymbol{\pi}\|_p^2. \quad (3.59)$$

which tells us that

$$\log(N) - H(Z(t)|Z(0)) \geq \sum_i \frac{p_i(0)}{2} \|\mathbf{p}^{(i)} - \boldsymbol{\pi}\|_p^2. \quad (3.60)$$

□

3.5 Simulations on Random Networks

In Section 3.1 we showed local properties of the conditional entropy of diffusion dynamics (conservation and monotonicity). For certain classes of graphs, high regularity enabled us to compute the conditional entropy evolution curves explicitly (Section 3.2). In Section 3.3 we derived general results describing the asymptotic behaviour of conditional entropy, and we showed that the conditional entropy curves of the full and path graphs of a certain size bound asymptotically the region where we would expect to observe the conditional entropy curve of any graph of the same size. Now, we experimentally capture the properties of the evolution of conditional entropy in diffusion on two classes of random graphs that are prominent in the literature on complex networks: Watts-Strogatz and Erdős-Rényi graphs¹.

Watts-Strogatz networks [39, 38] are obtained by randomly rewiring a small number of edges in circulant graphs where each node is connected precisely to the k previous and k subsequent “neighbours”. The randomly rewired edges create shortcuts in the networks, giving them the so-called small-world property, i.e., their diameters are proportional to the logarithm of the number of nodes. More formally, a Watts-Strogatz network is a sample of the Watts-Strogatz model $WS_N(\{1, \dots, k\}, p)$ obtained by taking the circulant graph $C_N(\{1, \dots, k\})$ and rewiring each edge with probability p uniformly at random, while assuring that no self-loop or multi-edge is generated.

In Section 3.5 (A), we simulate heat diffusion on 10 Watts-Strogatz graphs with 100 nodes with a uniform initial condition and compute their conditional entropy. We then illustrate the comparison between the entropy of simulated networks and their non-perturbed circulant graph counterpart. Finally, we add the complete and path graphs of the same size as references. Initially, the entropy curves on Watts-Strogatz networks grow similarly to those of the reference circulant graph. Later, the circulant graph’s curve falls behind. This fact is explained by the presence of shortcuts in Watts-Strogatz networks that accelerate diffusion. Indeed, the entropy grows even faster as we rewire more edges, creating more shortcuts.

Erdős-Rényi graphs (ER graphs) are generated by a random model that, given a predetermined number of nodes N , include any possible edge independently with a fixed probability p . In Section 3.5 (B), we sample 10 ER graphs and compare them with circulant graphs with the same density but varying diameters. Initially, these curves grow similarly, then graphs with higher diameters fall behind. The ER curve reaches the asymptotic level faster than the circulant counterpart with the same diameter, because of the higher number of nodes at distance two.

3.6 Mean-field Approximation for Erdős-Rényi Graphs

For ER graphs, we suggest a deterministic approximation. We treat the case where ER graphs are connected, which is a reasonable assumption in the supercritical regime where the average number of neighbors c is bigger than 1. In this case, most of the nodes belong to the largest connected component of the graph. In particular, we know that the proportion of nodes that belong to this giant component in an ER graph is given by

$$S = 1 + \frac{W(-ce^{-c})}{c}, \quad (3.61)$$

where we take the principal branch of the Lambert W -function [24, Chapter 11.5]. This number grows fast as a function of c to the asymptotic value 1, justifying our assumption. In the ensemble mean-field approximation, each node is statistically equivalent. The expected degree of each node is approximately pN . The mean-field Laplacian is then $\langle \mathbf{L} \rangle := p(N\mathbf{I}_N - \mathbf{J}_N)$ and its entries are

$$\langle L_{i,j} \rangle = \begin{cases} pN & \text{if } i = j, \\ -p & \text{if } i \neq j. \end{cases} \quad (3.62)$$

¹The code to reproduce the simulation is available at <https://github.com/samuelkoovely/Evolution-of-Conditional-Entropy-for-Diffusion-Dynamics-on-Graphs>.

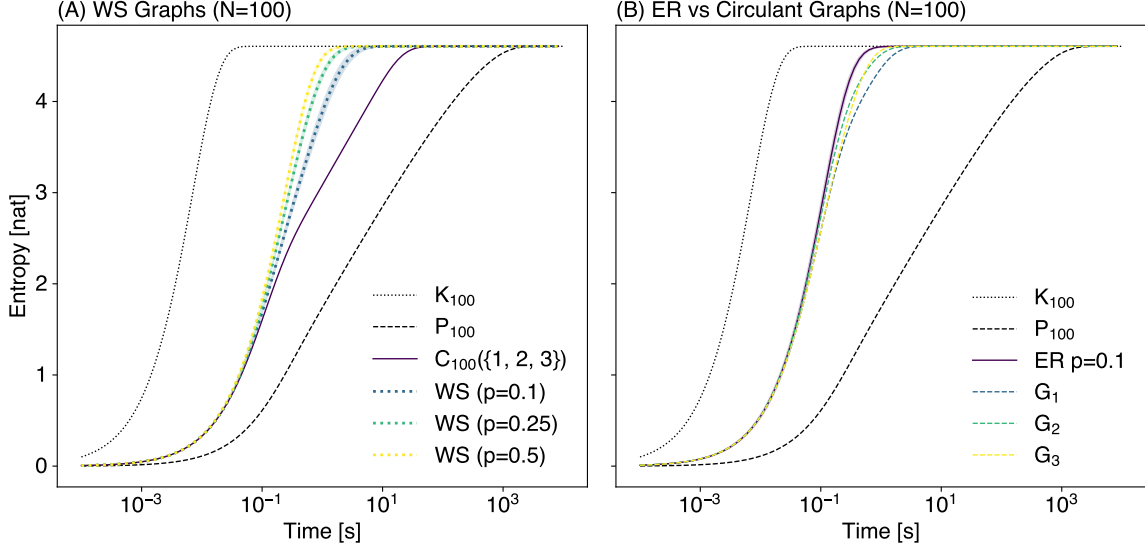


Figure 3: Comparison of Watts-Strogatz and ER graphs with circulant matrices sharing similar structural properties. For all stochastic models, we sample 10 graphs of size 100. (A) We use as reference $C_{100}(S)$, with $S = \{1, 2, 3\}$. We use it as a skeleton for obtaining three Watts-Strogatz network models with increasing probability of edge rewiring: $p = 0.1, 0.25, 0.5$. The plot shows that by rewiring more edges, we raise the speed at which the conditional entropy increases. For high numbers of rewired edges, the variance of the entropy curve is low (shaded area indicates ± 1 standard deviation). (B) We compare the conditional entropy averaged on a set of ER graphs to that of circulant graphs $G_1 = C_{100}(\{1, 2, 3, 4, 13\})$, $G_2 = C_{100}(\{1, 3, 5, 11, 13\})$, $G_3 = C_{100}(\{1, 10, 11, 12, 13\})$ having a similar density to that of the ER graphs, but having other different structural properties. Indeed, the initial shape of the curve is similar because the number of neighbors is similar (by design). On the other hand, the conditional entropy on ER graphs then increases faster than on the circulant graphs because of the higher number of nodes at distance two compared to comparable circulant graphs. G_1 and G_2 have both diameters equal to 5, but in the latter, nodes have fewer nodes at distances 4 and 5, whereas more at distances 2 and 3, leading to a faster growth of conditional entropy. In G_3 , nodes have fewer nodes at distances 2 compared to G_2 , but more at distances 3 and 4, which is its diameter. Therefore, its entropy grows more slowly initially, but then catches up and overtakes that of G_2 .

We compute the average transition operator $e^{-\langle \mathbf{L} \rangle t} = e^{-p(N\mathbf{I} - \mathbf{J})t} = e^{-pNt} e^{pt\mathbf{J}}$. We have $e^{pt\mathbf{J}} = \mathbf{I} + \frac{\mathbf{J}}{N} (e^{pNt} - 1)$, therefore

$$e^{-\langle \mathbf{L} \rangle t} = e^{-pNt} \mathbf{I} + \frac{1 - e^{-pNt}}{N} \mathbf{J}. \quad (3.63)$$

Which is similar to the result for the complete graph (Equation (3.22)), with an additional factor p in the argument of the exponentials. In entry-wise form,

$$e_{i,j}^{-\langle \mathbf{L} \rangle t} = \begin{cases} a := e^{-pNt} + \frac{1 - e^{-pNt}}{N} & \text{if } i = j, \\ b := \frac{1 - e^{-pNt}}{N} & \text{if } i \neq j. \end{cases} \quad (3.64)$$

Hence, we obtain an explicit formula for the mean-field conditional entropy of heat diffusion on a connected ER graph, independent of the initial distribution:

$$\forall p(0) : H(p(t)|p(0)) = -(a \ln a + (N-1)b \ln b). \quad (3.65)$$

We show the quality of this mean-field approximation in Section 3.6. In both panels we sample 5 ER graphs with three different density values and compare them to their mean-field approximation. Panel (A) shows graphs of size 100, panel (B) shows graphs of size 500. In both plots, the mean-field approximation overestimates entropy values, however, it becomes more accurate as we increase the density of the graph. Moreover, the approximations shown on the right panel are more accurate than those on the left, suggesting that the mean-field approximation is more accurate for larger graphs.

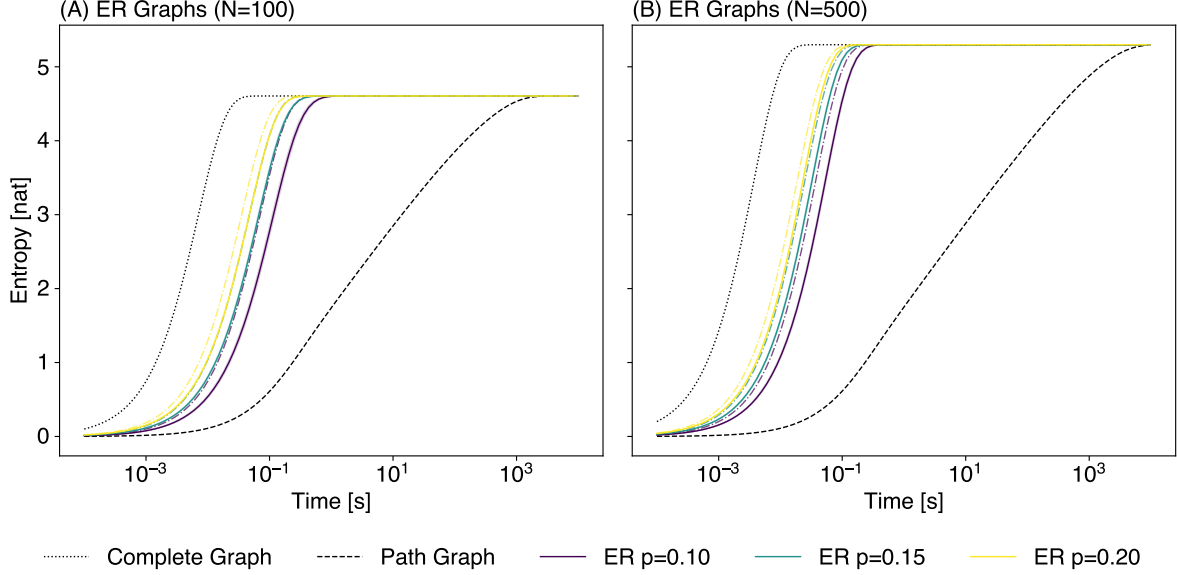


Figure 4: Evolution of the conditional entropy over samples of 5 ER graphs (dotted lines) with three different density values plotted together with their mean-field approximation (dashed-dotted lines). (A) shows graphs of size 100, (B) graphs of size 500. The mean-field approximation overestimates entropy values; however, one can see that it becomes more accurate as the density of the graph and the size of the ER graph increase.

4 Conclusions

We begin our conclusions by summarizing and contextualizing our findings. We conclude by offering some insights into the potential impact of this work and foreseeable research directions that stem from it.

We introduced a thermodynamic formalism for networks by combining diffusion dynamics and conditional entropy. The information-theoretical properties of Markov chains allowed us to investigate two local properties of diffusion on graphs: the first and second laws of thermodynamics. Based on this discussion, we decided to focus on heat diffusion, for which we derived an asymptotic formula. We provided the formulas and proofs of the eigendecomposition of the heat transition matrices for complete, path, and circulant graphs, which we use for fast computation of their conditional entropy curves. Our analysis of mixing times partially justifies the use of the complete and path graphs as extremal cases to bound the entropy of other graphs of the same size. We used circulant graphs to gain a deeper understanding of conditional entropy in terms of edge density and the network’s diameter. We also showed experimentally that the conditional entropy of heat increases more rapidly on random structures such as Watts-Strogatz and ER graphs compared to their circulant counterparts. Finally, we proposed a mean-field approximation for ER graphs and demonstrated its quality experimentally.

Despite the popularity of random walk and diffusion-based methods on graphs (e.g., [25, 27, 28, 10, 17, 22, 4, 3]), there has been so far limited attention to studying the entropic properties of such processes on graphs. Some of the earlier works include Refs. [20, 14], while Refs. [36, 37, 23] are fruits of the recent revival in interest in the subject. This work is therefore part of the ongoing effort to establish mathematical frameworks for information theory, a unifying language to describe stochastic dynamics on networks, as was done for standard thermodynamics in [42]. Different notions of entropy possess distinct properties; our work highlights that, from the perspective of conditional entropy, heat diffusion on graphs behaves similarly to heat diffusion on a solid medium in the real world. By analogy, diffusion on heterogeneous materials could be thought of as inspiration for studying the conditional entropy of heat diffusion on temporal and multilayer networks. Indeed, this work lays the groundwork for the development and understanding of physics-inspired methods in applications such as detecting change points and periodic patterns in the evolution of temporal networks.

The derivation of a thermodynamic formalism in a non-physical system, such as graphs, is also interesting from a philosophical perspective. Indeed, by expanding on a point raised by Cover in [15], the fact that the information-theoretical properties of certain Markov chains are similar to those of physical heat offers an interesting perspective on the notoriously poorly understood phenomenology of the second law of thermodynamics. Indeed, one could argue that

this fact points towards a Markovian description of thermodynamic systems (arguably the closest thing to determinism in a stochastic world), contextualizing the irreversible growth of entropy not as an a priori law of the universe, but as the product of the stochasticity that characterizes it. Future research in this direction could therefore explore other physics-inspired entropy quantities, such as the Wehrl Entropy [40] or, taken from information theory, the Rènyi entropy [29]. However, one should expect difficulties in the mathematical derivations. On this note, a significant step forward in the theory would be the derivation of formulas that describe the expected average behavior in random graphs, going beyond simulations such as the one we presented for Watts-Strogatz and ER graphs.

A Computations for Complete graphs

We write the explicit formula of the conditional entropy of heat diffusion on complete graphs.

Proof. Let $Z(0)$ be distributed according to any initial distribution $\mathbf{p}(0)$, then

$$\begin{aligned} H(Z(t)|Z(0)) &= - \sum_i p_i(0) \left[\sum_{j \neq i} \frac{1}{N} (1 - e^{-Nt}) \log \left(\frac{1}{N} (1 - e^{-Nt}) \right) + \right. \\ &\quad \left. + \frac{1}{N} (1 + (N-1)e^{-Nt}) \log \left(\frac{1}{N} (1 + (N-1)e^{-Nt}) \right) \right] = \\ &= - \left(\frac{N-1}{N} - \frac{N-1}{N} e^{-Nt} \right) \left[\log \left(\frac{1}{N} \right) + \log(1 - e^{-Nt}) \right] - \\ &\quad - \left(\frac{1}{N} + \frac{N-1}{N} e^{-Nt} \right) \left[\log \left(\frac{1}{N} \right) + \log(1 + (N-1)e^{-Nt}) \right] = \\ &= - \left\{ \log \left(\frac{1}{N} \right) + \frac{N-1}{N} e^{-\frac{Nt}{N-1}} \log \left(\frac{1 + (N-1)e^{-\frac{Nt}{N-1}}}{1 - e^{-Nt}} \right) + \right. \\ &\quad \left. + \frac{N-1}{N} \log(1 - e^{-Nt}) + \frac{1}{N} \log(1 + (N-1)e^{-Nt}) \right\}, \end{aligned}$$

which leads to Equation (3.23). \square

B Random Walk Diffusion

Another diffusion dynamic that is prominent in the literature is random walk diffusion, whose intensity matrix is specified by the so-called random-walk Laplacian (denoted \mathbf{L}_{RW}) and is defined as

$$\mathbf{L}_{RW_{i,j}} = \begin{cases} 1 & \text{if } i = j, \text{ and } d_i > 0, \\ -\frac{1}{d_i} & \text{if } (v_i, v_j) \in E, i \neq j, \\ -1 & \text{if } i = j \text{ and } d_i = 0, \\ 0 & \text{otherwise,} \end{cases} \quad (\text{B.1})$$

where d_i denotes the degree of node i .

We can then write the corresponding Kolmogorov forward equation:

$$\frac{d\mathbf{p}^\top(t)}{dt} = -\lambda \mathbf{p}^\top(t) \mathbf{L}_{RW}, \text{ with the solution } \mathbf{p}^\top(t) = \mathbf{p}^\top(0) e^{-\lambda \mathbf{L}_{RW} t}, \quad (\text{B.2})$$

In connected graphs, for random walk diffusion, the process will converge to the stationary distribution $\pi_{RW}^\top = [\frac{1}{d_1}, \frac{1}{d_2}, \dots, \frac{1}{d_N}]$. One can derive the formula for \mathbf{T}_{RW} on a complete graph immediately from Equation (3.21) by noticing that given the constant degree, random-walk diffusion is just a slowed-down version of heat diffusion where the rate of diffusion is equal to $\frac{1}{N-1}$ instead of 1.

$$T_{RW_{i,j}}(t) = \begin{cases} \frac{1}{N} + \frac{N-1}{N} e^{-\frac{N}{N-1} t} & \text{if } i = j, \\ \frac{1}{N} - \frac{1}{N} e^{-\frac{N}{N-1} t} & \text{if } i \neq j. \end{cases} \quad (\text{B.3})$$

From Equation (B.3) we derive a formula for the entropy of random walk, analogously to Equation (3.23):

$$\begin{aligned} H(Z_{RW}(t)|Z_{RW}(0)) &= \log(N) - \frac{N-1}{N} e^{-\frac{Nt}{N-1}} \log\left(\frac{1 + (N-1)e^{-\frac{Nt}{N-1}}}{1 - e^{-\frac{Nt}{N-1}}}\right) \\ &\quad - \frac{N-1}{N} \log\left(1 - e^{-\frac{Nt}{N-1}}\right) - \frac{1}{N} \log\left(1 + (N-1)e^{-\frac{Nt}{N-1}}\right). \end{aligned} \quad (\text{B.4})$$

The spectrum of the random walk Laplacian is similar to that of the so-called normalized Laplacian [22], and its spectral properties have also been studied (for instance, in [5]). One could therefore derive explicit results of their dynamics on different classes of graphs, as we have shown for heat diffusion.

We provide a formula for the asymptotic value of random walk diffusion, which depends on the degree distribution of the nodes:

Proposition B.1. *Let $\langle R \rangle$ indicate the expectation of a random variable R with respect to the degree distribution P_d of a graph. If that graph is connected and non-bipartite, then the asymptotic value of the conditional entropy of random walk diffusion over it is*

$$\lim_{t \rightarrow \infty} H(Z_{RW}(t)|Z_{RW}(0)) = \log(2M) - \frac{\langle d \log(d) \rangle}{\langle d \rangle}, \quad (\text{B.5})$$

independently from the initial distribution $p(0)$.

Proof. In the case of random walk diffusion, the asymptotic value of the transition matrix $\lim_{t \rightarrow \infty} T_{i,j}(0, t)$ is equal to $\frac{d_j}{2M}$. We therefore have that:

$$\begin{aligned} \lim_{t \rightarrow \infty} H(Z_{RW}(t)|Z_{RW}(0)) &= H(\lim_{t \rightarrow \infty} Z_{RW}(t)|Z_{RW}(0)) = H(\pi_{RW}) \\ &= - \sum_i \frac{d_i}{2M} \log\left(\frac{d_i}{2M}\right) \\ &= - \frac{1}{2M} \sum_i (d_i \log(d_i) - d_i \log(2M)) \\ &= - \frac{1}{2M} [(\sum_i d_i \log(d_i)) - 2M \log(2M)] \\ &= \log(2M) - \frac{1}{2M} \sum_j d_j \log(d_j) \end{aligned}$$

By switching to degree classes, we get:

$$\lim_{t \rightarrow \infty} H(Z_{RW}(t)|p) = \log(2M) - \frac{N}{2M} \sum_d P_d(d) d \log(d) = \log(2M) - \frac{\langle d \log(d) \rangle}{\langle d \rangle}.$$

□

Given that the probability distribution over N elements is maximal for the uniform distribution, we have that the limit value in Equation (B.5) is smaller or equal to the limit value in Equation (3.47). Indeed, if we take the difference between the two values we get

$$\log(2M) - \frac{1}{2M} - \log(N) = \log\left(\frac{2M}{N}\right) - \frac{\langle d \log(d) \rangle}{\langle d \rangle} = \frac{\log(\langle d \rangle) \langle d \rangle - \langle d \log(d) \rangle}{\langle d \rangle}.$$

Given that the function $f : x \mapsto x \log(x)$ is convex on \mathbb{R}^+ , we get by Jensen's inequality that the previous expression is negative.

Corollary B.2. *Let G be a complete graph with N nodes. Then, the asymptotic value for random walk diffusion is equal to $\log(N)$.*

Proof. Every node has degree equal to $N - 1$, so from Equation (B.5) we can compute

$$\begin{aligned} \lim_{t \rightarrow \infty} H(Z_{RW}(t)|p) &= \log(2M) - \frac{\langle k \log(k) \rangle}{\langle k \rangle} \\ &= \log(N(N-1)) - \frac{(N-1) \log(N-1)}{N-1} \\ &= \log(N) + \log(N-1) - \log(N-1) = \log(N); \end{aligned} \quad (\text{B.6})$$

which is the asymptotic value of heat diffusion as well. Indeed, we could have inferred this corollary directly by recognizing that the degree distribution is uniform; therefore, the asymptotic value for random walk diffusion must be equal to that of heat diffusion, which is known (Equation (3.47)). \square

Acknowledgments

We would like to acknowledge Thomas Lehéricy and Andrea Ulliana for the interesting discussions about the subject.

References

- [1] N. AHMED, T. NATARAJAN, AND K. RAO, *Discrete Cosine Transform*, IEEE Transactions on Computers, C-23 (1974), pp. 90–93.
- [2] W. N. ANDERSON AND T. D. MORLEY, *Eigenvalues of the Laplacian of a graph*, Tech. Rep. NASA-CR-125547, University of Maryland, Oct. 1971. NTRS Author Affiliations: Maryland Univ. NTRS Document ID: 19720008812 NTRS Research Center: Legacy CDMS (CDMS).
- [3] A. BOVET, J.-C. DELVENNE, AND R. LAMBIOTTE, *Flow stability for dynamic community detection*, Science Advances, 8 (2022), p. eabj3063. [_eprint: https://www.science.org/doi/pdf/10.1126/sciadv.abj3063](https://www.science.org/doi/pdf/10.1126/sciadv.abj3063).
- [4] T. CARLETTI, *Random walks on hypergraphs*, Physical Review E, 101 (2020).
- [5] F. R. CHUNG, *Spectral graph theory*, vol. 92, American Mathematical Soc., 1997.
- [6] T. M. COVER AND J. A. THOMAS, *ELEMENTS OF INFORMATION THEORY*, Wiley-Interscience, 2006.
- [7] I. CSISZÁR AND J. KÖRNER, *Information Theory: Coding Theorems for Discrete Memoryless Systems*, Cambridge University Press, Cambridge, 2 ed., 2011.
- [8] P. DAVIS, *Circulant Matrices by Philip J. Davis*, Chelsea Publishing Series, Chelsea, 1994.
- [9] M. DE DOMENICO AND J. BIAMONTE, *Spectral Entropies as Information-Theoretic Tools for Complex Network Comparison*, Phys. Rev. X, 6 (2016), p. 041062. Publisher: American Physical Society.
- [10] J.-C. DELVENNE, S. N. YALIRAKI, AND M. BARAHONA, *Stability of graph communities across time scales*, Proceedings of the National Academy of Sciences, 107 (2010), pp. 12755–12760. [_eprint: https://www.pnas.org/doi/pdf/10.1073/pnas.0903215107](https://www.pnas.org/doi/pdf/10.1073/pnas.0903215107).
- [11] R. DURRETT, *Dynamics on Graphs*, Cambridge Series in Statistical and Probabilistic Mathematics, Cambridge University Press, 2025.
- [12] M. FIEDLER, *Algebraic connectivity of graphs*, Czechoslovak Mathematical Journal, 23 (1973), pp. 298–305.
- [13] A. GHAVASIEH, C. NICOLINI, AND M. DE DOMENICO, *Statistical physics of complex information dynamics*, Physical Review E, 102 (2020), p. 052304.
- [14] J. GÓMEZ-GARDEÑES AND V. LATORA, *Entropy rate of diffusion processes on complex networks*, Phys. Rev. E, 78 (2008), p. 065102. Publisher: American Physical Society.
- [15] J. J. HALLIWELL, J. PÉREZ-MERCADER, AND W. H. ZUREK, *Physical origins of time asymmetry*, Cambridge University Press, 1996.
- [16] U. HELMKE AND J. ROSENTHAL, *Eigenvalue inequalities and Schubert calculus*, Mathematische Nachrichten, 171 (1995), pp. 207–225. ISBN: 0025-584X Publisher: Wiley Online Library.
- [17] R. LAMBIOTTE, J.-C. DELVENNE, AND M. BARAHONA, *Random Walks, Markov Processes and the Multiscale Modular Organization of Complex Networks*, IEEE Transactions on Network Science and Engineering, 1 (2014), pp. 76–90. Conference Name: IEEE Transactions on Network Science and Engineering.
- [18] R. LAMBIOTTE AND M. T. SCHAUB, *Modularity and dynamics on complex networks*, Cambridge University Press, 2021.
- [19] N. LANCHIER, *Stochastic Modeling*, Universitext, Springer International Publishing, Cham, 2017.
- [20] V. LATORA AND M. BARANGER, *Kolmogorov-Sinai Entropy Rate versus Physical Entropy*, Phys. Rev. Lett., 82 (1999), pp. 520–523. Publisher: American Physical Society.
- [21] D. A. LEVIN AND Y. PERES, *Markov chains and mixing times*, vol. 107, American Mathematical Soc., 2017.
- [22] N. MASUDA, M. A. PORTER, AND R. LAMBIOTTE, *Random walks and diffusion on networks*, Random walks and diffusion on networks, 716–717 (2017), pp. 1–58.

- [23] R. NARTALLO-KALUARACHCHI, M. ASLLANI, G. DECO, M. L. KRINGELBACH, A. GORIELY, AND R. LAMBIOTTE, *Broken detailed balance and entropy production in directed networks*, Physical Review E, 110 (2024), p. 034313.
- [24] M. NEWMAN, *Networks*, Oxford university press, 2018.
- [25] M. J. NEWMAN, *A measure of betweenness centrality based on random walks*, Social Networks, 27 (2005), pp. 39–54.
- [26] A. ORTEGA, P. FROSSARD, J. KOVAČEVIĆ, J. M. F. MOURA, AND P. VANDERGHEYNST, *Graph Signal Processing: Overview, Challenges, and Applications*, Proceedings of the IEEE, 106 (2018), pp. 808–828.
- [27] P. PONS AND M. LATAPY, *Computing Communities in Large Networks Using Random Walks*, Journal of Graph Algorithms and Applications, 10 (2006), pp. 191–218.
- [28] M. ROSVALL AND C. T. BERGSTROM, *Maps of random walks on complex networks reveal community structure*, Proceedings of the National Academy of Sciences, 105 (2008), pp. 1118–1123. Publisher: Proceedings of the National Academy of Sciences.
- [29] A. RÉNYI, *On measures of entropy and information*, in Proceedings of the fourth Berkeley symposium on mathematical statistics and probability, volume 1: contributions to the theory of statistics, vol. 4, University of California Press, 1961, pp. 547–562.
- [30] M. T. SCHAUB, J.-C. DELVENNE, S. N. YALIRAKI, AND M. BARAHONA, *Markov Dynamics as a Zooming Lens for Multiscale Community Detection: Non Clique-Like Communities and the Field-of-View Limit*, PLOS ONE, 7 (2012), p. e32210. Publisher: Public Library of Science.
- [31] J. SCHNAKENBERG, *Network theory of microscopic and macroscopic behavior of master equation systems*, Reviews of Modern Physics, 48 (1976), pp. 571–585.
- [32] C. E. SHANNON, *A mathematical theory of communication*, The Bell System Technical Journal, 27 (1948), pp. 379–423.
- [33] P. VAN MIEGHEM, *Graph spectra for complex networks*, Cambridge university press, 2023.
- [34] T. F. VARLEY, *Information Theory for Complex Systems Scientists*, Aug. 2024. arXiv:2304.12482.
- [35] P. VILLEGAS, A. GABRIELLI, A. POGGIALINI, AND T. GILI, *Multi-scale Laplacian community detection in heterogeneous networks*, Physical Review Research, 7 (2025), p. 013065.
- [36] P. VILLEGAS, A. GABRIELLI, F. SANTUCCI, G. CALDARELLI, AND T. GILI, *Laplacian paths in complex networks: Information core emerges from entropic transitions*, Phys. Rev. Res., 4 (2022), p. 033196. Publisher: American Physical Society.
- [37] P. VILLEGAS, T. GILI, G. CALDARELLI, AND A. GABRIELLI, *Laplacian renormalization group for heterogeneous networks*, Nature Physics, 19 (2023), pp. 445–450.
- [38] D. J. WATTS, *Small worlds: the dynamics of networks between order and randomness*, Princeton university press, 1999.
- [39] D. J. WATTS AND S. H. STROGATZ, *Collective dynamics of ‘small-world’ networks*, Nature, 393 (1998), pp. 440–442. Publisher: Nature Publishing Group.
- [40] A. WEHRL, *On the relation between classical and quantum-mechanical entropy*, Reports on Mathematical Physics, 16 (1979), pp. 353–358. ISBN: 0034-4877 Publisher: Elsevier.
- [41] H. WEYL, *Das asymptotische Verteilungsgesetz der Eigenwerte linearer partieller Differentialgleichungen (mit einer Anwendung auf die Theorie der Hohlraumstrahlung)*, Mathematische Annalen, 71 (1912), pp. 441–479.
- [42] Y.-J. YANG AND H. QIAN, *Unified formalism for entropy production and fluctuation relations*, Phys. Rev. E, 101 (2020), p. 022129. Publisher: American Physical Society.