

The Tail Tells All: Estimating Model-Level Membership Inference Vulnerability Without Reference Models

Euodia Dodd, Nataša Krčo, Igor Shilov, Yves-Alexandre de Montjoye
Imperial College London

Membership inference attacks (MIAs) have emerged as the standard tool for evaluating the privacy risks of AI models. However, state-of-the-art attacks require training numerous, often computationally expensive, reference models, limiting their practicality. We present a novel approach for estimating model-level vulnerability, the TPR at low FPR, to membership inference attacks without requiring reference models. Empirical analysis shows loss distributions to be asymmetric and heavy-tailed and suggests that most points at risk from MIAs have moved from the tail (high-loss region) to the head (low-loss region) of the distribution after training. We leverage this insight to propose a method to estimate model-level vulnerability from the training and testing distribution alone: using the absence of outliers from the high-loss region as a predictor of the risk. We evaluate our method, the TNR of a simple loss attack, across a wide range of architectures and datasets and show it to accurately estimate model-level vulnerability to the SOTA MIA attack (LiRA). We also show our method to outperform both low-cost (few reference models) attacks such as RMIA and other measures of distribution difference. We finally evaluate the use of non-linear functions to evaluate risk and show the approach to be promising to evaluate the risk in large-language models.

1 Introduction

Large-scale machine learning systems have seen rapid adoption across healthcare, finance, legal, and other domains in recent years, with many models now being fine-tuned on sensitive and confidential data. A large body of research has however shown that these models may inadvertently memorize certain samples within their training data (often outliers) (Carlini et al., 2019; 2022b), raising strong privacy concerns.

Membership inference attacks (MIAs) have become the primary tool to measure the empirical privacy leakage of a model, evaluating the practical risk and providing a bound on the success of other types of attacks (Ponomareva et al., 2023). The privacy risk of a model is quantified by the attack’s True Positive Rate (TPR) at a low False Positive Rate (FPR) (Carlini et al., 2022a; Watson et al., 2021; Ye et al., 2022; Zarifzadeh et al., 2023), focusing on the members an attack can confidently infer. This is also aligned with legal requirements, such as EU GDPR “reasonably likely” standard for singling out and the UK Information Commissioner’s Office’s recent guidance (European Data Protection Board, 2024; , ICO).

1.1 Problem Statement

The most effective MIAs, such as the Likelihood Ratio Attack (LiRA), however require training tens to hundreds of reference models, each requiring computational resources equivalent to the original model. The low loss of a sample on its own can be caused by both generalization and memorization. State-of-the-art MIAs are believed to mainly use reference models to distinguish between the two. It has also been shown that the success of an attack increases with the number of reference models, with recent work showing continuous improvement with 256 reference GPT-2 models (Hayes et al., 2025), and that reference models need to be trained with the same architecture and setup as the model under attack to be optimal (Carlini et al., 2022a; Zarifzadeh et al., 2023). The high computational cost of SOTA attacks limits their practicality as privacy risk evaluation tools, especially for complex models and LLMs. Importantly, this cost becomes even more prohibitive in iterative development workflows (hyperparameter tuning, architecture search, and model refinement) where a fresh set of reference models needs to be trained for each new iteration.

A recent line of research has aimed to decrease the number of reference models needed to perform attacks. The state-of-the-art for this, RMIA, however still requires the training of at least one reference model (Zarifzadeh et al.,

2023). Another line of research focused instead on methods to score the vulnerability of individual training samples to MIAs. These however do not provide an overall model-level risk metric (Leemann et al., 2024; Pollock et al., 2025).

We here propose a new approach and method to estimate the vulnerability of a model to state-of-the-art membership inference attacks, leveraging new insights and using metrics available with no additional training.

1.2 Our Approach: Measuring what’s missing

Membership inference attacks take advantage of the fact that models tend to be more confident and exhibit lower loss in their predictions for data samples they have seen during training. This differential behavior is a direct consequence of the optimization process that aims to minimize the loss with some samples being more difficult to learn than others due to their difficulty, rarity or position as outliers in the dataset distribution and being memorized.

We study train and test loss distributions across a wide range of setups and observe empirically that loss distributions tend to be asymmetric and heavy-tailed, with most samples having a near zero loss whilst a few have a much higher loss than average. We posit that the heavy tail of the test set’s distribution, compared to that of the train set, is due to samples from the training set’s distribution that should have a high loss (hard example) but have shifted to the low-loss region during training, having been effectively memorized.

These observations are in line with the literature and explain a well-known fact: the LOSS attack (Yeom et al., 2018) often achieves poor TPR@low FPR values despite a relatively high AUC.

We also posit and empirically confirm across a wide variety of setups that samples missing from the tail of the training set distribution (high loss) constitute a significant fraction of the samples ultimately deemed to be most vulnerable to SOTA reference model-based MIAs.

Leveraging these insights, we propose a class of methods to estimate the model-level risk to SOTA MIAs from readily available train and test set loss distributions, measuring the absence of samples from the train distribution to estimate risks. In particular we show the TNR of the loss attack, its known ability to confidently identify non-members, to provide an accurate estimate of model-level risk.

2 Preliminaries

2.1 Notation

We denote with $f_\theta : \mathcal{X} \rightarrow \mathcal{Y}$ a machine learning classification model parameterized by θ , with input space \mathcal{X} and output space $\mathcal{Y} = [0, 1]^n$. Model $f_\theta \leftarrow \mathcal{T}(D_{\text{train}})$ is trained on dataset $D_{\text{train}} \sim \mathcal{X} \times \mathcal{Y}$ using algorithm \mathcal{T} and loss function l . A separate test set $D_{\text{test}} \sim \mathcal{X} \times \mathcal{Y}$ is reserved for evaluation and is never used during training. For sample (x, y) , we write $f_\theta(x)_y$ for the predicted probability for class y and $l(x, y) = l(f_\theta(x)_y, y)$ for the corresponding loss.

Membership inference attacks (MIAs) aim to determine whether a particular sample was present in a model’s training set. Specifically, given a target model f_θ and target sample $(x, y) \in \mathcal{X} \times \mathcal{Y}$, an MIA $A(x, y, f_\theta)$ aims to infer whether $(x, y) \in D_{\text{train}}$. The attack outputs a membership score that quantifies the likelihood of the target sample (x, y) being part of the training data of the target model. The attacker then makes a binary membership prediction according to threshold τ :

$$A_\tau(x, y, f_\theta) = \begin{cases} 1 & \text{if } A(x, y, f_\theta) \geq \tau \\ 0 & \text{otherwise} \end{cases} \quad (1)$$

A simple and widely used example is the LOSS attack A_{Loss} (Yeom et al., 2018), where a sample’s membership score is the loss of the target model on it and $\mathbb{1}$ is the indicator function:

$$A_{\text{Loss}}(x, y) = \mathbb{1}[-l(x, y) > \tau] \quad (2)$$

We report the model-level risk as the True Positive Rate (TPR) at a fixed False Positive Rate (FPR)= α (Carlini et al., 2022a; Ye et al., 2022; Zarifzadeh et al., 2023) of an attack.

SOTA attacks rely on *reference models*, models trained on auxiliary datasets $D_{\text{reference}} \sim \mathcal{X} \times \mathcal{Y}$ using the same architecture and training process as the target model. For a sample (x, y) , an “OUT” reference model $f_{\theta_{\text{OUT}}}$ is trained on data excluding (x, y) , while an “IN” reference model $f_{\theta_{\text{IN}}}$ is trained with it. This distinction enables the attacker to compare model behavior in the presence and absence of the target sample, improving its power. For a sample (x, y) , we denote the mean of the losses obtained for K IN reference models:

$$l_{\text{in}}(x, y) = \frac{1}{K} \sum_{k=1}^K l(f_{\theta_{\text{IN}}^k}(x, y)) \quad (3)$$

and analogously for $l_{out}(x, y)$.

2.2 SOTA Reference Model-Based Membership Inference Attacks

The current state-of-the-art reference-model based attack is the Likelihood Ratio Attack (LiRA) (Carlini et al., 2022a). It estimates the loss distributions of models trained with and without a target sample (x, y) , and computes their likelihood ratio as a membership score. In the *online* attack, the attacker trains both “IN” and “OUT” reference models, and in the more efficient *offline* version, only trains “OUT” models. We adopt the strongest online attack in our experiments.

Recent work has explored methods to reduce the number of reference models needed for an effective attack. The state-of-the-art approach in this setting is RMIA (Zarifzadeh et al., 2023). It computes membership scores by comparing the target sample to samples sampled from the population using simple pairwise tests, and has been shown to outperform LiRA when few reference models are available. We compare our method to it.

3 Experimental Setup

Datasets. We select 4 image classification datasets widely used in the literature: MNIST, CIFAR-10, CINIC-10 and CIFAR-100. MNIST contains 70,000 grayscale 28×28 images of handwritten digits (0-9). CIFAR-10 has 60,000 32×32 color images across 10 natural object classes, and CINIC-10 combines CIFAR-10 with downsampled ImageNet data, creating 270,000 32×32 images across the same 10 classes as CIFAR-10 but with greater data volume and diversity. Finally, CIFAR-100 contains the same images as CIFAR10, but is divided into 100 fine-grained classes.

Models. We train 9 neural network architectures commonly used for image classification, ranging between 60K and 172M parameters on all 4 datasets: ResNet-20 (He et al., 2016), WRN28-2 (Zagoruyko & Komodakis, 2016), MobileNetV2 (Sandler et al., 2018), DenseNet121 (Huang et al., 2017), WRN40-4, ResNet-18, WRN28-10, VGG11 and VGG16 (Simonyan & Zisserman, 2015). We follow the setup from Carlini et al. (2022a) where each model is trained on a randomly selected subset consisting of 50% of the samples from the training split as “members,” with the other 50% reserved as non-members using regularization methods including weight decay and data augmentation to achieve a high training accuracy of over 90%. We use stochastic gradient descent as the optimizer with a cosine annealing learning rate schedule and a batch size of 256. Models are trained for 50 to 200 epochs depending on the complexity of the dataset and the size of the model.

Attacks. We instantiate LiRA and RMIA in the “online” setting with 64 reference models, comprising of 32 IN and 32 OUT models. We follow the “mirror” setup from Carlini et al. (2022a) using 2 augmentations.

For the LOSS attack, we collect per-sample loss values at the final epoch of training for the target model.

4 Intuition

Loss distributions are heavy-tailed. Figure 1 shows member and non-member loss distributions on a semilog scale for DenseNet121, WRN40-4, and ResNet-18 on CINIC-10; complete results are shown in Appendix A. In both cases, most probability mass lies at low loss (the “head”), with a smaller fraction at high loss (the “tail”). For members, the head corresponds to learned or memorized examples, while the tail comprises harder-to-learn samples (Pollock et al., 2025). For non-members, the head reflects samples the model generalizes to, whereas the tail contains difficult or outlier cases that the model fails to fit.

The difference between member and non-member loss distributions is driven by the tail. The member and non-member distributions differ in mean but overlap substantially in the low-loss region. The meaningful separation arises in the high-loss tail, where the non-member distribution places much more mass than the member distribution.

During the optimization process, gradient updates are likely larger for high-loss training examples; training pushes these extreme member losses into the low-loss region, shrinking the member tail rather than uniformly lowering all losses.

Because this tail is composed almost entirely of high-loss non-members, the LOSS attack can identify these samples with high confidence.

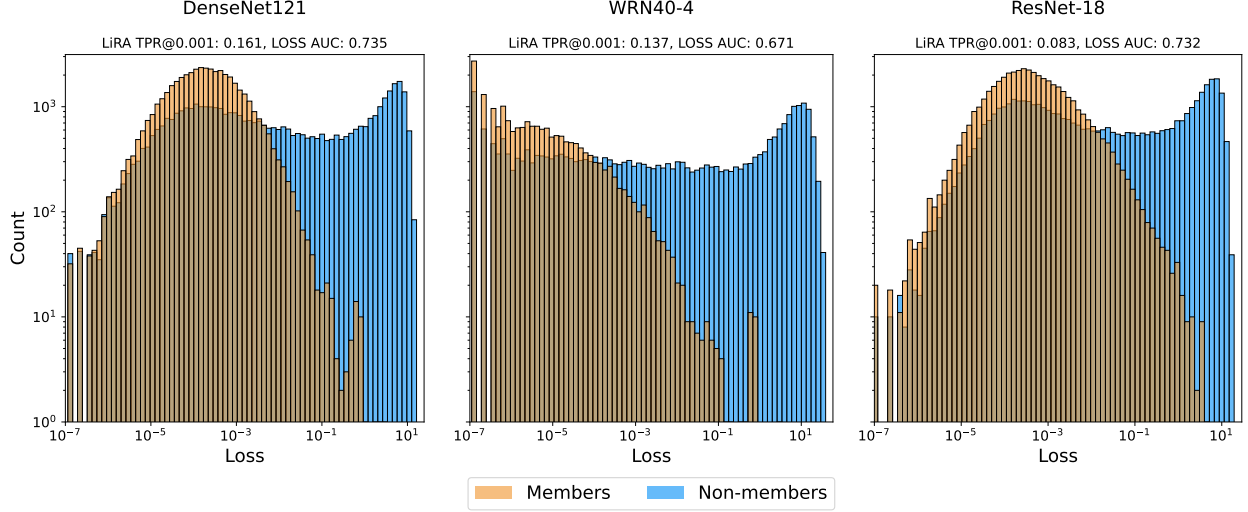


Figure 1: Histograms showing loss distributions for training set members (orange) and non-members (blue) in log-log scale across three neural network architectures trained on CINIC-10: DenseNet121, WRN40-4, and ResNet-18. The distributions demonstrate clear separation between members and non-members, with members typically having lower loss values.

Vulnerable members are those that are missing from the tail. The non-member distribution reflects the model’s behavior on unseen data. The absence of a heavy tail for members then suggests that samples which would be in the high-loss region, had they not been seen by the model during training, have shifted into the low-loss region. These members now fall into the head of the distribution, where they are difficult to distinguish from easy non-members.

State-of-the-art membership inference attacks such as LiRA target exactly these members. We therefore hypothesize that the members most vulnerable to LiRA are mainly these tail-to-head samples. Figure 2 supports this hypothesis: samples with the highest LiRA scores exhibit low target-model losses, yet the mean per-sample OUT-model loss is high and aligns with the heavy tail of the non-member distribution (see Appendix A for results for all setups). This pattern indicates that training shifted these examples from the tail to the head.

5 Estimating Vulnerability to SOTA MIAs

Leveraging these insights, we propose a new approach and method to evaluate model-level risk to SOTA MIAs that does not require expensive reference model training: measuring the “missing” member records. In particular, we propose to estimate model-level risk using the True Negative Rate (TNR) at a fixed FPR of the LOSS attack. The TNR measures how good the LOSS attack is at confidently identifying non-members, providing a measure of how “separable” the tail is from the member distribution. For a set of non-members D_{test} , model f_{θ} and threshold τ , we compute the LOSS TNR as the fraction of correctly identified non-members:

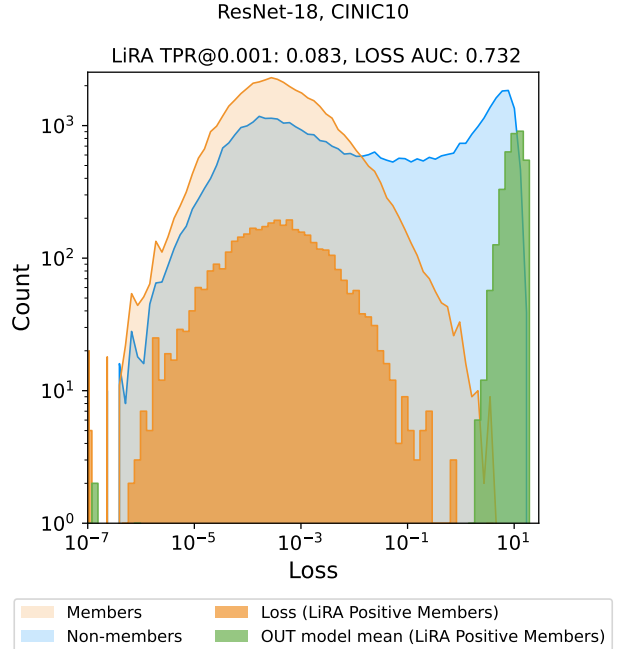


Figure 2: Loss distributions for members and non-members for ResNet-18 (CINIC10). Orange histogram shows member losses, blue shows non-member losses, with density curves overlaid. Green bars indicate the OUT model mean (l_{out}) for samples identified by LiRA at FPR=0.001.

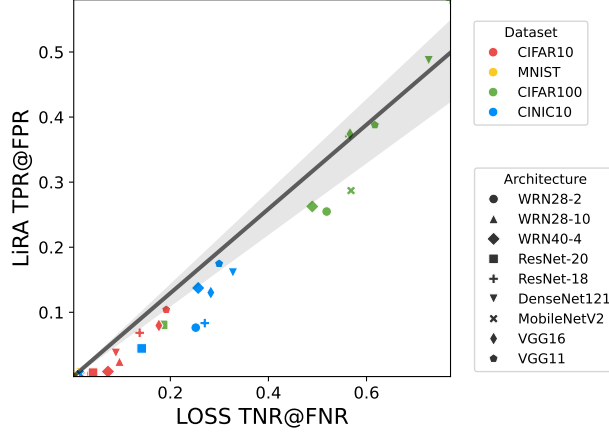


Figure 3: The LiRA TPR@FPR=0.001 as a linear function of the TNR@FPR for across all setups with the 97.5% confidence interval.

$$\text{TNR}_{\text{LOSS}}(D_{\text{test}}, f_{\theta}, \tau) = \frac{|\{A_{\text{LOSS}}(f_{\theta}, x, y) > \tau | (x, y) \in D_{\text{test}}\}|}{|D_{\text{test}}|} \quad (4)$$

We select τ to achieve a False Negative Rate equal to the FPR of the LiRA attack for which we are estimating the TPR. In line with the literature, we focus on FPR=0.001, but present results for different FPR values (see Appendix B).

Figure 3 shows the LOSS TNR to be a very good predictor of LiRA’s TPR@FPR= 10^{-3} across models and datasets, obtaining a low RMSE of 0.04 with a simple linear predictor with one parameter (we fix the y-intercept to be 0 as we expect a LOSS TNR of 0 to result in a LiRA TPR of 0).

We then compare our approach against an alternate metric, (i) LOSS attack AUC, and baselines: (ii) train-test accuracy gap of the target model; and (iii) LT-IQR AUC (Pollock et al., 2025). LT-IQR is the SOTA for identifying the samples most at risk to LiRA, but is not a measure of overall model vulnerability.

Table 1 reports goodness-of-fit metrics for linear functions fit on our approach and baselines and show it to outperform the baselines and to be a good estimator of vulnerability to LiRA. Bootstrapping with 1000 iterations provides narrow confidence intervals, confirming that the linear model maintains a high degree of certainty over the full range of values.

Aware of the prohibitive cost of SOTA MIA methods, a recent line of research aims to develop low-costs attacks which can be used by model developers to estimate the model-level risk. We also instantiate the SOTA low-cost attack, online RMIA, with two reference models and compare its predictive power to our method.

As shown in Table 1, our method outperforms RMIA at estimating LiRA TPR, despite RMIA requiring at least 2 reference models.

Table 1: Performance metrics comparison across different evaluation measures

Metric	R ²	RMSE	MAE
LOSS TNR (Ours)	0.945	0.036	0.025
Train-Test Gap	0.682	0.087	0.059
LT-IQR AUC	0.788	0.071	0.049
Loss AUC	0.794	0.070	0.051
RMIA (2 reference models)	0.908	0.035	0.046

If the memorization effect were more evenly distributed, our LOSS attack’s AUC, which measures separability between distributions across all values, would provide better approximation. The train-test gap, a metric studied in the

literature, simply captures the difference in means between loss distributions and performs moderately well as they struggle to detect tail differences caused by the asymmetric non-member distribution.

5.1 Varying the number of reference models

We study the effectiveness of LOSS TNR at estimating the TPR@FPR of attacks of varying strength. We instantiate LiRA with 4, 8, 16, 32 and 64 reference models and report the resulting linear model for each value of K , along with the slopes α .

Figure 4 shows the risk to steadily increase with K as the attack becomes more confident at identifying members. As noticed in previous work though, TPR@low FPR experiences decreasing returns as the number of reference models increase which we can now model to estimate the risk against stronger attackers.

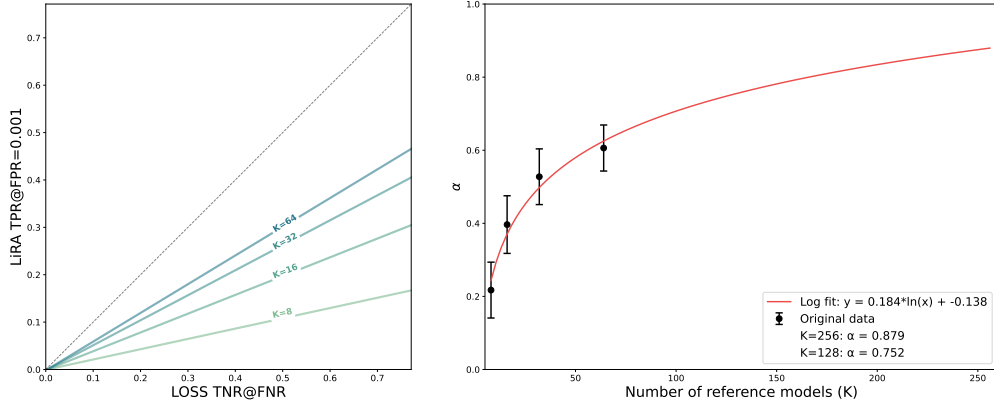


Figure 4: Performance of linear models for predicting LiRA with varying numbers of reference models (K). Left panel shows the correlation between LOSS TNR (x -axis) and LiRA TPR@0.001 (y -axis) across different K values, with linear regression fits shown for each condition. Right panel shows slope parameter (α) for different K . The error bars show the 97.5% confidence intervals obtained with bootstrapping.

5.2 Fitting different functions

We have so far estimated LiRA TPR with a simple linear model. We now study non-linear models lead to better risk estimates. Identifying non-members is indeed a matter of finding a good threshold to separate the tail of the loss distribution from the rest, while identifying members is dependent on reference models and is likely to be a more difficult task. We indeed find empirically that the LOSS TNR is typically higher than LiRA TPR at the same FPR.

We thus compute goodness-of-fit metrics for convex functions such as two-parameter polynomial, power-law, and exponential functions.

Table 2 shows that the exponential function $a(e^{bx} - 1)$ achieves the best fit, outperforming the linear model. An exponential fit would imply that as LOSS TNR increases, member identification becomes easier as the model memorizes more difficult samples. Initial gains in LOSS TNR produce modest improvements in LiRA TPR, but these improvements accelerate as memorization increases.

Table 2: Goodness-of-Fit Comparison for Different Functions

Function	R^2	MAE	RMSE
Exponential	0.983	0.014	0.020
Quadratic	0.982	0.014	0.020
Power-Law	0.980	0.015	0.021
Linear	0.945	0.025	0.036

5.3 LLMs

Recent evidence suggest that LLMs exhibit fundamentally different memorization patterns than traditional models. The size of LLMs, for instance, allows them to achieve excellent generalization while simultaneously memorizing training data (Tirumala et al., 2022). The nature of their training data also makes them subject to what Shilov et al. (2024) describes as “mosaic memory”, the ability of LLMs to memorize fuzzy duplicates in their training data rather than exact samples.

Given the importance of the task though, we test our approach on LLMs. Following the setup proposed in recent work Hayes et al. (2025), we evaluate our method on 5 GPT-2 models with 10M, 104M, 302M, 604M, and 1018M parameters. We train each model on a 2^{19} -sample subset of the C4 dataset and instantiate online LiRA with 256 reference models (128 IN, 128 OUT).

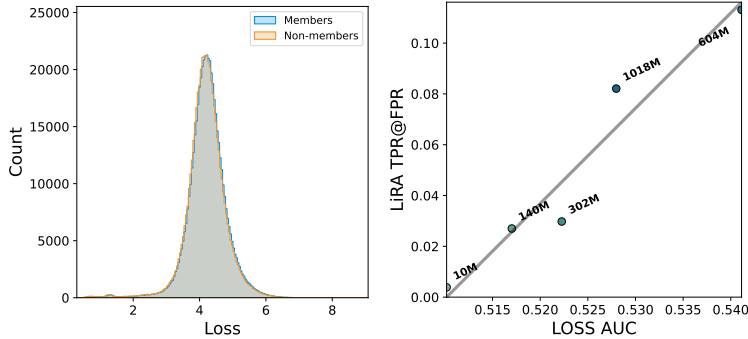


Figure 5: The distributions of members and non-members (left). The LIRA TPR@FPR LOSS as a linear function of the LOSS AUC evaluated on LLMs.

While more traditional image and other models show discrete, example-specific memorization that creates clear distributional differences and asymmetric, heavy-tailed distributions, LLMs show loss distributions that are much more symmetrical, with little difference between the train and test distributions even when models can be shown to have memorized training data. This rules out TNR as a risk estimator.

However, we posit that LOSS AUC, as a more general estimate of “missing records”, might provide an estimation of model-level risk.

Fig.5 shows it to indeed be a good estimator of the risk, obtaining an RMSE of 0.01.

6 Related Work

Membership inference attacks. MIAs aim to infer whether a data sample was used to train a given target model. Homer et al. (2008) originally introduced membership inference attacks (MIA) to identify the presence of an individual’s genome data among aggregate summary statistics. (Shokri et al., 2017) proposed the first MIA on machine learning models and demonstrated their efficacy in the black-box setting. MIAs have since become the de-facto standard to empirically measure the privacy risk posed by a model and providing an upper bound on the risk of more severe empirical attacks such as attribute inference or model inversion (Fredrikson et al., 2015).

Simple MIAs compare metrics like loss Yeom et al. (2018) or confidence Song et al. (2019) against thresholds, while others Mattern et al. (2023) compare samples against neighboring samples. While these attacks can obtain high AUC values, they have been shown to be unable to confidently identify members as they struggle to distinguish between low-loss samples that have been memorized and those that are easy to predict. Difficulty-calibrated attacks (He et al., 2024; Song & Mittal, 2020; Watson et al., 2021) aim to address this but still lack high confidence.

State-of-the-art attacks rely on reference models Shokri et al. (2017) to calibrate the attack with respect to sample difficulty. The Likelihood Ratio Attack (LiRA)(Carlini et al., 2022a) estimates loss distributions for IN and OUT models and performs a likelihood ratio test to determine membership of a given sample. Other methods such as Attack R use only OUT reference models (Ye et al., 2022), while others employ knowledge distillation to train reference models (Li et al., 2024; Liu et al., 2022).

Low-cost attacks and free identification of vulnerable samples. Reference model-based attacks depend heavily on the number and quality of reference models. On CIFAR-10, LiRA TPR@0.01% drops from 2.83% with 254 reference

models to 0.76% with 4 (Zarifzadeh et al., 2023). Performance declines further with fewer models or smaller or mismatched architectures. In practice, dozens to hundreds of identical reference models are often needed for high accuracy, making these attacks difficult to scale to iterative workflows and large-scale models such as LLMs (Carlini et al., 2022a).

Recent work has explored ways to estimate model vulnerability to LiRA at lower computational cost or even for free. The state-of-the-art low-cost attack, RMIA (Zarifzadeh et al., 2023), combines reference models with population samples to construct an attack they show to match LiRA performance with as few as 2 reference models. Quantile regression-based attacks (Bertran et al., 2023) use a single regression model to match LiRA’s TPR, but their effectiveness is limited to scenarios with only one reference model.

Another direction of research focuses on free identification of the samples that are most vulnerable to SOTA reference model-based MIAs. Predictors such as sample loss, confidence, and training loss dynamics have been shown to successfully identify highly vulnerable samples (Leemann et al., 2024; Pollock et al., 2025) for free. In particular, LT-IQR has been shown to achieve high precision at identifying samples vulnerable to LiRA (Pollock et al., 2025). These methods, however, do not readily provide model-level risk scores as their outputs are inherently relative.

Factors influencing membership inference vulnerability. Previous work has explored the connection between a model’s training and its vulnerability to MIAs. Yeom et al. (2018) proposed overfitting as a sufficient but not necessary condition for MIA success, whilst other works demonstrate a correlation between the train-test gap (a measure of overfitting) and MIA success (Carlini et al., 2022a; Yeom et al., 2018). Other work has studied the impact of dataset properties on model vulnerability: models trained on smaller datasets are more vulnerable (Chen et al., 2020; Németh et al., 2025; Tobaben et al., 2025), and, within a dataset, classes with fewer samples contain more vulnerable examples (Chang & Shokri, 2021; Kulynych et al., 2022).

7 Conclusion

We present a novel method to estimate model-level vulnerability to SOTA membership inference attacks without reference models. We show a significant fraction of highly vulnerable samples being samples that are “missing” from the tail of the training distribution and instead moved to the low loss head of the distribution. We propose to use the LOSS attack, and in particular it’s TNR, to quantify the missing samples and estimates the model’s vulnerability to LiRA.

Across 9 architectures and 4 datasets, we show our method to achieves an RMSE of 0.036 in predicting the LiRA TPR@FPR=0.001 with similar results for other FPR values. Our method outperforms other measures including train-test accuracy gap and LT-IQR, as well as recent low-cost attacks at estimating model-level risk. We also test non-linear risk estimation models and show the method to enable model developer to estimate the risk posed by strong attackers willing to train a large number of reference models.

Finally, given the importance of the task, we apply our approach to LLMs. While they are known to exhibit different memorization pattern, we show LOSS AUC might still serve as an effective estimation of model-level vulnerability to SOTA reference model-based MIAs.

Taken together, our work provides a novel practical approach to estimating model-level vulnerability to SOTA attacks with no additional computational cost. Where SOTA attacks often require training hundreds of reference models, our method uses only the target model’s loss values. We believe this will greatly help enable privacy risk assessments in practice, in particular during iterative development workflows.

Limitations and future work. We evaluate in the work the use of LOSS TNR (and AUC) to estimate model vulnerability to LiRA. While LiRA is the state-of-the-art and has been shown to outperform other approaches, we have not assessed the transferability of our method to other MIAs or to broader privacy threats (e.g., reconstruction or inversion). While we test it on a range of setups (datasets and architectures) covering a range of risk level, TNR is an estimator of the risk and there might be cases where our results do not generalize. Due to computational constraints, our LLM study spans five mid-sized architectures. Evaluating scaling to larger models and datasets and sensitivity to training regimes are natural next steps.

References

- Martin Bertran, Shuai Tang, Aaron Roth, Michael Kearns, Jamie H Morgenstern, and Steven Z Wu. Scalable membership inference attacks via quantile regression. *Advances in Neural Information Processing Systems*, 36:314–330, 2023.
- Nicholas Carlini, Chang Liu, Úlfar Erlingsson, Jernej Kos, and Dawn Song. The secret sharer: Evaluating and testing unintended memorization in neural networks. In *28th USENIX security symposium (USENIX security 19)*, pp. 267–284, 2019.
- Nicholas Carlini, Steve Chien, Milad Nasr, Shuang Song, Andreas Terzis, and Florian Tramer. Membership inference attacks from first principles. In *2022 IEEE symposium on security and privacy (SP)*, pp. 1897–1914. IEEE, 2022a.
- Nicholas Carlini, Andreas Terzis, Matthew Jagielski, Florian Tramer, Nicolas Papernot, and Chiyuan Zhang. The privacy onion effect: memorization is relative. In *Proceedings of the 36th International Conference on Neural Information Processing Systems, NIPS ’22*, Red Hook, NY, USA, 2022b. Curran Associates Inc. ISBN 9781713871088.
- Hongyan Chang and Reza Shokri. On the privacy risks of algorithmic fairness. In *2021 IEEE European Symposium on Security and Privacy (EuroS&P)*, pp. 292–303. IEEE, 2021.
- Dingfan Chen, Ning Yu, Yang Zhang, and Mario Fritz. Gan-leaks: A taxonomy of membership inference attacks against generative models. In *Proceedings of the 2020 ACM SIGSAC Conference on Computer and Communications Security, CCS ’20*, pp. 343–362, New York, NY, USA, 2020. Association for Computing Machinery. ISBN 9781450370899. doi: 10.1145/3372297.3417238. URL <https://doi.org/10.1145/3372297.3417238>.
- European Data Protection Board. Opinion 28/2024 on certain data protection aspects related to the processing of personal data in the context of ai models. Adopted on 17 December 2024, December 2024. URL https://www.edpb.europa.eu/system/files/2024-12/edpb_opinion_202428_ai-models_en.pdf. Version 1.0.
- Matt Fredrikson, Somesh Jha, and Thomas Ristenpart. Model inversion attacks that exploit confidence information and basic countermeasures. In *Proceedings of the 22nd ACM SIGSAC Conference on Computer and Communications Security, CCS ’15*, pp. 1322–1333, New York, NY, USA, 2015. Association for Computing Machinery. ISBN 9781450338325. doi: 10.1145/2810103.2813677. URL <https://doi.org/10.1145/2810103.2813677>.
- Jamie Hayes, Ilia Shumailov, Christopher A. Choquette-Choo, Matthew Jagielski, George Kaissis, Katherine Lee, Milad Nasr, Sahra Ghalebikesabi, Niloofar Mireshghallah, Meenatchi Sundaram Mutu Selva Annamalai, Igor Shilov, Matthieu Meeus, Yves-Alexandre de Montjoye, Franziska Boenisch, Adam Dziedzic, and A. Feder Cooper. Strong membership inference attacks on massive datasets and (moderately) large language models, 2025. URL <https://arxiv.org/abs/2505.18773>.
- Kaiming He, Xiangyu Zhang, Shaoqing Ren, and Jian Sun. Deep residual learning for image recognition. In *Proceedings of the IEEE conference on computer vision and pattern recognition*, pp. 770–778, 2016.
- Yu He, Boheng Li, Yao Wang, Mengda Yang, Juan Wang, Hongxin Hu, and Xingyu Zhao. Is difficulty calibration all we need? towards more practical membership inference attacks, 2024. URL <https://arxiv.org/abs/2409.00426>.
- Nils Homer, Szabolcs Szelinger, Margot Redman, David Duggan, Waibhav Tembe, Jill Muehling, John V Pearson, Dietrich A Stephan, Stanley F Nelson, and David W Craig. Resolving individuals contributing trace amounts of dna to highly complex mixtures using high-density snp genotyping microarrays. *PLoS genetics*, 4(8):e1000167, 2008.
- Gao Huang, Zhuang Liu, Laurens Van Der Maaten, and Kilian Q Weinberger. Densely connected convolutional networks. In *Proceedings of the IEEE conference on computer vision and pattern recognition*, pp. 4700–4708, 2017.
- Information Commissioner’s Office (ICO). How should we assess security and data minimisation in ai?, 2025. URL <https://ico.org.uk/for-organisations/uk-gdpr-guidance-and-resources/artificial-intelligence/guidance-on-ai-and-data-protection/how-should-we-assess-security-and-data-minimisation-in-ai/>. Accessed: 2025-09-17.

- Bogdan Kulynych, Mohammad Yaghini, Giovanni Cherubin, Michael Veale, and Carmela Troncoso. Disparate vulnerability to membership inference attacks. *Proceedings on Privacy Enhancing Technologies*, 1:460–480, 2022.
- Tobias Leemann, Bardh Prenkaj, and Gjergji Kasneci. Is my data safe? predicting instance-level membership inference success for white-box and black-box attacks. In *ICML 2024 Next Generation of AI Safety Workshop*, 2024.
- Hao Li, Zheng Li, Siyuan Wu, Chengrui Hu, Yutong Ye, Min Zhang, Dengguo Feng, and Yang Zhang. Seqmia: sequential-metric based membership inference attack. In *Proceedings of the 2024 on ACM SIGSAC Conference on Computer and Communications Security*, pp. 3496–3510, 2024.
- Yiyong Liu, Zhengyu Zhao, Michael Backes, and Yang Zhang. Membership inference attacks by exploiting loss trajectory. In *Proceedings of the 2022 ACM SIGSAC Conference on Computer and Communications Security, CCS ’22*, pp. 2085–2098, New York, NY, USA, 2022. Association for Computing Machinery. ISBN 9781450394505. doi: 10.1145/3548606.3560684. URL <https://doi.org/10.1145/3548606.3560684>.
- Justus Mattern, Fatemehsadat Mireshghallah, Zhijing Jin, Bernhard Schölkopf, Mrinmaya Sachan, and Taylor Berg-Kirkpatrick. Membership inference attacks against language models via neighbourhood comparison, 2023. URL <https://arxiv.org/abs/2305.18462>.
- Gergely Dániel Németh, Miguel Ángel Lozano, Novi Quadrianto, and Nuria Oliver. Privacy and accuracy implications of model complexity and integration in heterogeneous federated learning, 2025. URL <https://arxiv.org/abs/2311.17750>.
- Joseph Pollock, Igor Shilov, Euodia Dodd, and Yves-Alexandre de Montjoye. Free {Record-Level} privacy risk evaluation through {Artifact-Based} methods. In *34th USENIX Security Symposium (USENIX Security 25)*, pp. 5525–5544, 2025.
- Natalia Ponomareva, Sergei Vassilvitskii, Zheng Xu, Brendan McMahan, Alexey Kurakin, and Chiyaun Zhang. How to dp-fy ml: A practical tutorial to machine learning with differential privacy. In *Proceedings of the 29th ACM SIGKDD Conference on Knowledge Discovery and Data Mining, KDD ’23*, pp. 5823–5824, New York, NY, USA, 2023. Association for Computing Machinery. ISBN 9798400701030. doi: 10.1145/3580305.3599561. URL <https://doi.org/10.1145/3580305.3599561>.
- Mark Sandler, Andrew Howard, Menglong Zhu, Andrey Zhmoginov, and Liang-Chieh Chen. Mobilenetv2: Inverted residuals and linear bottlenecks. In *Proceedings of the IEEE conference on computer vision and pattern recognition*, pp. 4510–4520, 2018.
- Igor Shilov, Matthieu Meeus, and Yves-Alexandre de Montjoye. The mosaic memory of large language models. *arXiv preprint arXiv:2405.15523*, 2024.
- Reza Shokri, Marco Stronati, Congzheng Song, and Vitaly Shmatikov. Membership inference attacks against machine learning models. In *2017 IEEE symposium on security and privacy (SP)*, pp. 3–18. IEEE, 2017.
- K Simonyan and A Zisserman. Very deep convolutional networks for large-scale image recognition. In *3rd International Conference on Learning Representations (ICLR 2015)*. Computational and Biological Learning Society, 2015.
- Liwei Song and Prateek Mittal. Systematic evaluation of privacy risks of machine learning models, 2020. URL <https://arxiv.org/abs/2003.10595>.
- Liwei Song, Reza Shokri, and Prateek Mittal. Privacy risks of securing machine learning models against adversarial examples. In *Proceedings of the 2019 ACM SIGSAC conference on computer and communications security*, pp. 241–257, 2019.
- Kushal Tirumala, Aram Markosyan, Luke Zettlemoyer, and Armen Aghajanyan. Memorization without overfitting: Analyzing the training dynamics of large language models. *Advances in Neural Information Processing Systems*, 35:38274–38290, 2022.
- Marlon Tobaben, Hibiki Ito, Joonas Jälkö, Yuan He, and Antti Honkela. Impact of dataset properties on membership inference vulnerability of deep transfer learning, 2025. URL <https://arxiv.org/abs/2402.06674>.

Lauren Watson, Chuan Guo, Graham Cormode, and Alex Sablayrolles. On the importance of difficulty calibration in membership inference attacks. *arXiv preprint arXiv:2111.08440*, 2021.

Jiayuan Ye, Aadyaa Maddi, Sasi Kumar Murakonda, Vincent Bindschaedler, and Reza Shokri. Enhanced membership inference attacks against machine learning models. In *Proceedings of the 2022 ACM SIGSAC conference on computer and communications security*, pp. 3093–3106, 2022.

Samuel Yeom, Irene Giacomelli, Matt Fredrikson, and Somesh Jha. Privacy risk in machine learning: Analyzing the connection to overfitting. In *2018 IEEE 31st computer security foundations symposium (CSF)*, pp. 268–282. IEEE, 2018.

Sergey Zagoruyko and Nikos Komodakis. Wide residual networks. *arXiv preprint arXiv:1605.07146*, 2016.

Sajjad Zarifzadeh, Philippe Liu, and Reza Shokri. Low-cost high-power membership inference attacks. *arXiv preprint arXiv:2312.03262*, 2023.

8 Appendix

A Loss distributions across all setups

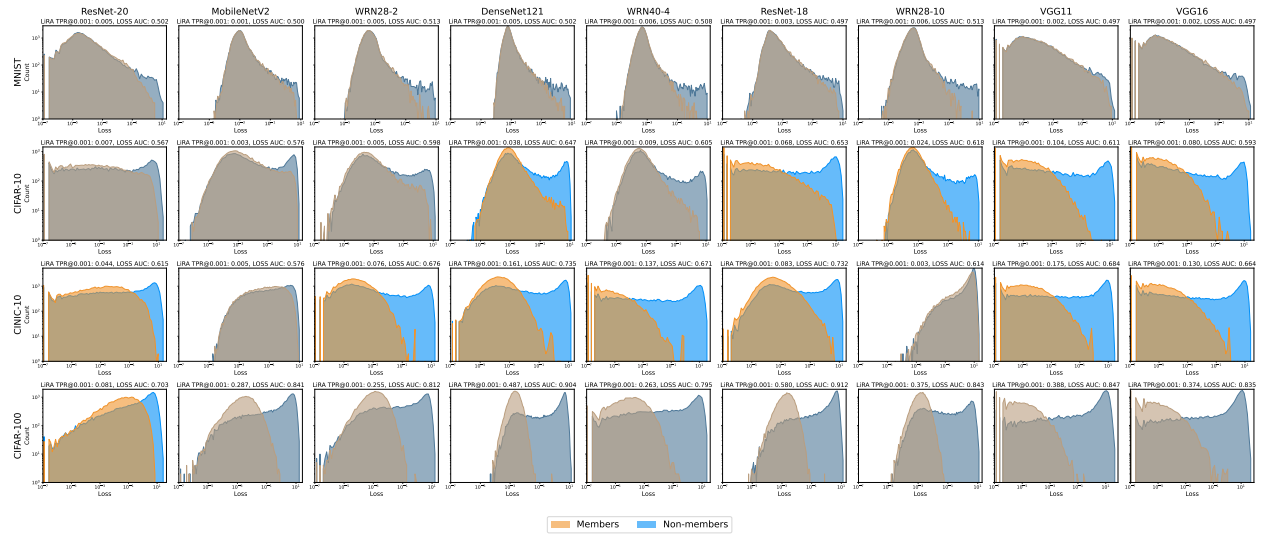


Figure 6: Histograms showing loss distributions for training set members (orange) and non-members (blue) in log-log scale across all setups. The distributions demonstrate clear separation between members and non-members, with members typically having lower loss values.

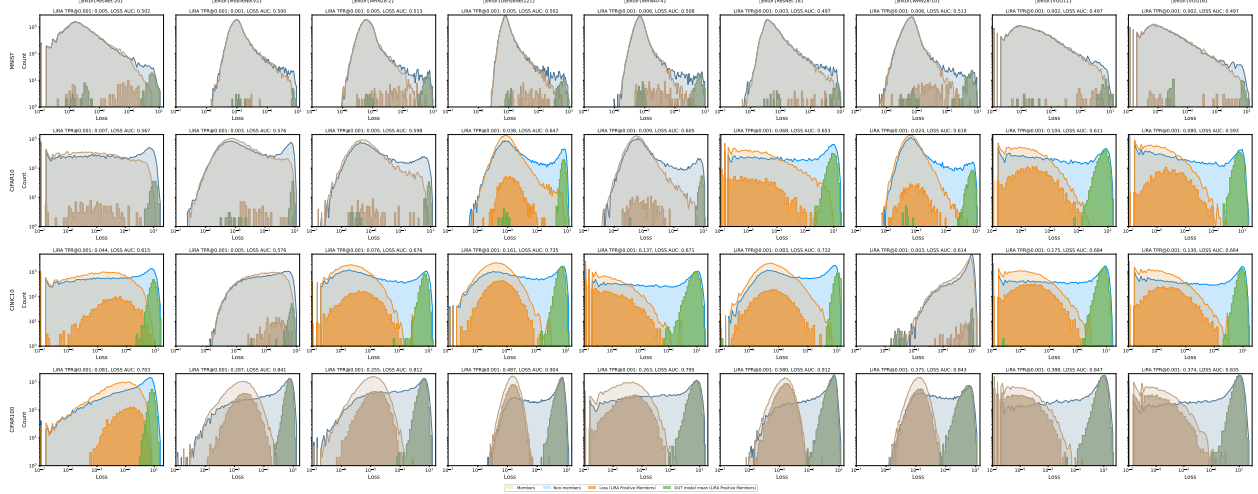


Figure 7: Loss distributions for training set members and non-members across all setups. Orange histogram shows member losses, blue shows non-member losses, with density curves overlaid. Green bars indicate the OUT model mean (l_{out}) for points identified by LiRA at FPR=0.001.

B Varying FPRs

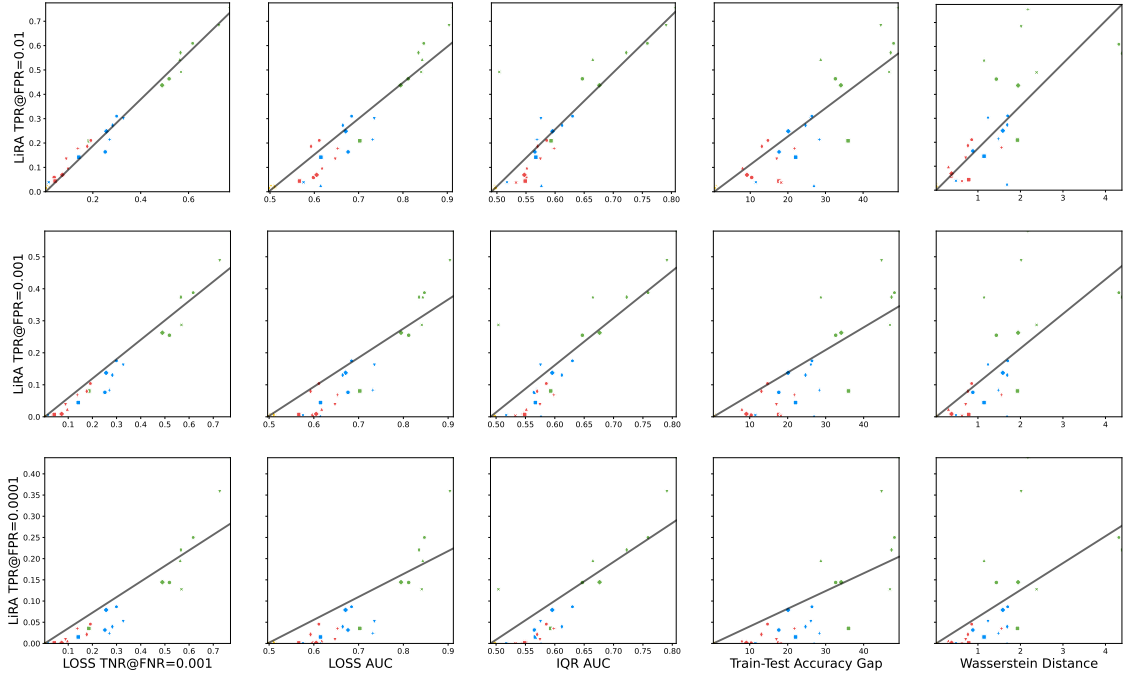


Figure 8: The LiRA TPR as a linear function of different distributional measure at FPR=0.01, 0.001, and 0.0001.