

The Feasibility of Training Sovereign Language Models in the Global South: A Study of Brazil and Mexico

Sandra Malagon^{1,2}, Monica A. Ulloa Ruiz^{1, 2}, Tatiana Elizabeth Sandoval Plaza¹, Gabriel Rafael Rosario Bolívar¹, Valentina García Mesa¹, and Ivanna Alvarado Morales¹

¹Carreras con Impacto

²Aixo

Abstract

The rapid escalation of computational requirements for training large-scale language models has reinforced structural asymmetries between high-capacity jurisdictions and countries in the Global South. This paper examines the technical and fiscal feasibility of sovereign-scale language model training in Brazil and Mexico under conditions of constrained hardware access, energy availability, and fiscal ceilings. Using a dual-axis design that varies accelerator generation (NVIDIA H100 vs. A100) and training duration (90 vs. 150 days), we estimate compute demand, energy consumption, capital expenditures, and regulatory compatibility for the training of a 10-trillion-token model. Our findings show that while all configurations remain below export-control and electrical infrastructure thresholds, fiscal viability is determined by hardware efficiency. H100-based scenarios achieve training feasibility at a total cost of 8–14 million USD, while A100 deployments require 19–32 million USD due to higher energy and hardware demand. We argue that extending training timelines should be treated as a policy lever to mitigate hardware constraints, enabling the production of usable, auditable, and locally aligned models without competing at the global frontier. This study contributes to the discourse on AI compute governance and technological sovereignty by highlighting context-sensitive strategies that allow middle-income countries to establish sustainable and strategically sufficient AI capabilities.

1. Introduction

The rapid development of frontier-scale language models has accelerated global demand for compute—but also reinforced longstanding inequalities in technological access. Training these systems requires thousands of high-end GPUs running uninterrupted for weeks, supported by robust electrical infrastructure, cooling systems, and data centre engineering. As a result, computational capacity is increasingly concentrated in a handful of jurisdictions, leading to what researchers have termed a new “GPU North–South divide” (Sastry et al., 2024). Countries outside this core are not only less able to train frontier models, but may also struggle to adapt or audit pre-trained systems in ways that reflect local linguistic, legal, and institutional priorities.

At the same time, energy availability has emerged as a strategic constraint in the deployment of AI infrastructure—particularly in countries of the Global South, where electrical grids may be less robust or subject to capacity and reliability limits. The International Energy Agency projects that electricity demand from AI and data centres could exceed 1,000 TWh annually by 2026, a figure comparable to the total power consumption of mid-sized economies (IEA, 2024). A single GPT-3 training run consumed more than 1.3 GWh (Patterson et al., 2021), and inference demands have since grown even larger and more geographically distributed. In many regions, access to high-end accelerators such as the NVIDIA H100 is limited by export controls (BIS, 2025) or market constraints—leaving prior-generation chips like the A100, still available through secondary markets and data centre liquidations, as the most viable alternative. In such settings, both fiscal cost and electricity availability become binding considerations, since older GPUs incur higher energy and hardware costs per unit of compute.

This paper investigates the feasibility of training sovereign large-scale language models under these dual constraints. We ask whether countries like Brazil and Mexico could produce usable, non-frontier models by

trading hardware efficiency for longer training cycles—using legacy GPUs over extended periods to offset compute limitations while remaining within infrastructure and budgetary bounds.

Specifically, we compare four infrastructure scenarios for training a 10-trillion-token model (comparable in scale to DeepSeek 671B¹), using both H100 and A100 clusters across 90-day and 150-day training windows. By varying hardware type and training duration independently, this dual-axis design enables us to disentangle two strategic constraints: (1) limited access to high-end GPUs under export restrictions, and (2) fiscal and energy costs associated with sustained electrical load. Unlike prior studies that focus exclusively on optimized frontier-scale H100 clusters (Sastry et al., 2024), our analysis explicitly models energy consumption, capital expenditure, and regulatory feasibility across a range of configurations—drawing on component-level thermal design power (TDP), PUE-adjusted cooling requirements, and jurisdiction-specific hardware pricing.

Our results offer three key contributions:

- We show that—even with constrained infrastructure—training a large, usable model remains technically and economically viable for Tier 2 countries.
- We demonstrate that A100-based deployments are less fiscally viable, as their lower efficiency drives up both electricity consumption and capital expenditures.
- We argue that training time should be treated as a policy lever, not merely a technical parameter: by extending training windows, countries in the Global South can adopt alternative compute strategies without requiring immediate access to frontier accelerators.

In doing so, we contribute to the broader discourse on compute governance, energy-aware AI planning, and technological sovereignty in the Global South. Rather than focusing on frontier competitiveness, our analysis highlights viable, context-sensitive strategies for training models that are “good enough”—usable, auditable, and locally aligned—even in the absence of cutting-edge hardware.

2. Methodology

2.1 Training Model Assumptions

We assume a total training compute budget of 3.0×10^{24} FLOPs, based on a benchmark consistent with DeepSeek-V3—a 671B-parameter Mixture-of-Experts model trained over 14.8 trillion tokens with approximately 37 billion active parameters per forward-backward pass. This estimate aligns with standard Transformer training approximations and the reporting methodology used by Epoch AI (2024), which tracks models trained at scales of 10^{23} FLOPs.

This compute budget serves as a fixed input across all infrastructure scenarios evaluated in this study and reflects the minimum scale necessary to train a strategically sufficient model: one capable of supporting sovereign, institutional, or regional deployments, but falling below current definitions of *frontier AI* in terms of general-purpose capability or systemic risk.

We define a strategically sufficient model as a large-scale language model that does not meet the definition of frontier AI—described by the UK Government (DSIT, 2025) as highly capable general-purpose models that can perform a wide variety of tasks and match or exceed the capabilities of today’s most advanced systems—but achieves the level of performance required to support public functions like education, legal reasoning, administrative automation, and local language alignment. These models are deployable on constrained infrastructure, auditable under public governance frameworks, and adaptable to national or institutional priorities.

For example, DeepSeek-V3 was trained using approximately $10\times$ less compute than GPT-4, which Epoch AI (2024) estimates at 1.8×10^{25} to 3.0×10^{25} FLOPs. Despite this, it achieves an aggregate quality score of

¹We adopt a compute profile aligned with DeepSeek-V3—a recent large-scale model trained using a Mixture-of-Experts (MoE) architecture—due to its technical transparency, use of publicly documented infrastructure, and relevance as a strategic benchmark for middle-power jurisdictions. This scale was selected to reflect a credible frontier-level model capable of supporting general-purpose applications in science, government, education, and national infrastructure.

80.0 on ArtificialAnalysis.ai (2025), outperforming all open-weight models and scoring within ~10 percentage points of GPT-4o.

2.2 Hardware and Training Duration Scenarios

We evaluate four infrastructure configurations combining two accelerator classes—NVIDIA H100 and NVIDIA A100—with two training schedules: 90 days and 150 days. These scenarios are designed to capture key trade-offs between hardware generation, energy efficiency, and deployment feasibility.

The modeling assumptions are as follows:

- H100 GPUs are assigned a peak throughput of 2,000 TFLOPs using FP8 precision via NVIDIA’s Transformer Engine (NVIDIA).
- A100 GPUs are assigned a peak throughput of 312 TFLOPs under FP16 precision, as specified in NVIDIA’s official architectural documentation (NVIDIA).
- A Model FLOP Utilization (MFU) factor of 0.552 is applied to all scenarios to account for real-world training inefficiencies, consistent with the empirical estimates compiled by Sevilla et al. (2022). The total number of GPUs required in each scenario is computed using:

$$\text{GPUs} = \frac{\text{Total FLOPs}}{\text{Training time (s)} \times \text{Peak TFLOPs per GPU} \times 0.552}$$

Where training time is expressed in seconds over 90 or 150 days. This results in GPU requirements ranging from ~350 H100s (in the 150-day scenario) to over 2,200 A100s (in the 90-day scenario), illustrating the impact of both hardware efficiency and extended training schedules on infrastructure needs. Detailed breakdowns of GPU requirements for each scenario are provided in Annex 1.

2.3 Estimation of Resources

Energy consumption (MWh)

Total energy consumption is calculated as the product of training duration, GPU thermal design power (TDP), and total GPU count, adjusted by a Power Usage Effectiveness (PUE) of 1.3 to reflect datacenter overhead. We assume:

- 700 W TDP per H100 GPU
- 400 W TDP per A100 GPU

$$\text{Energy (MWh)} = \frac{N_{\text{GPU}} \times \text{TDP}_{\text{adj}} \times \text{PUE} \times D \times 24}{10^6}$$

These estimates yield energy requirements between 0.3 and 3.3 GWh depending on hardware type and training schedule. Longer schedules and newer hardware significantly reduce cumulative consumption.

Peak electrical load (MW)

We estimate peak demand by assuming full simultaneous usage of all GPUs in a given configuration:

$$\text{Peak Load (MW)} = \frac{N_{\text{GPU}} \times \text{TDP}_{\text{adj}} \times \text{PUE}}{10^6}$$

Peak load ranges from 0.41 MW (H100, 150 days) to 1.49 MW (A100, 90 days), remaining within the envelope of medium-voltage distribution infrastructure in most Tier 2 urban industrial parks.

Capital Expenditures (CAPEX)

Hardware prices are set at:

- 33,000 USD per H100 GPU
- 12,000 USD per A100 GPU

A 30% integration overhead is applied to account for additional components (CPUs, memory, SSDs, NICs, chassis, etc.). Tariff assumptions are country-specific:

- Brazil: 16% import duty on GPU hardware (International Trade Administration, 2021)
- Mexico: 0% import duty, consistent with digital infrastructure exemptions (Gobierno de México, 2023)

$$\text{CAPEX}_{\text{USD}} = \text{Number of GPUs} \times \text{Price per GPU} \times 1.30 \times (1 + \text{Import Tariff})$$

CAPEX dominates total system cost in all scenarios, ranging from 1.06 million USD to 13.49 million USD depending on configuration.

Operating Expenditures (OPEX)

Electricity costs are based on the total MWh consumed per scenario and the applicable industrial rates:

- Brazil: 110 USD/MWh (ANEEL, 2024)
- Mexico: 88 USD/MWh (Comisión Federal de electricidad, 2025)

$$\text{OPEX}_{\text{USD}} = \text{Energy (MWh)} \times \text{Tariff (USD/MWh)}$$

For instance, in the *H100 · 90d* scenario, Brazil consumed 893 MWh at 110 USD/MWh, yielding

$$\text{OPEX}_{\text{USD}} = 893 \times 110 = 98.230 \text{ USD (0.098M)}$$

while in Mexico the same energy use at 88 USD/MWh resulted in

$$\text{OPEX}_{\text{USD}} = 893 \times 88 = 78.584 \text{ USD (0.079M)}$$

In the *A100 · 90d* scenario, energy consumption was 3,271 MWh; applying the tariffs gives 359,799 USD (0.360 M) for Brazil and 287,839 USD (0.288 M) for Mexico.

Across all scenarios, OPEX remains below 0.4 million USD—well under 5% of total cost—highlighting that training expenditure is overwhelmingly driven by hardware acquisition rather than energy use. Full cost breakdowns by country and scenario are provided in Annex 1.

2.4 Feasibility Constraints and Evaluation Framework

Export-control ceiling ($\leq 50,000$ GPUs)

We adopt a GPU cap of 50,000 units per country, in line with recent export controls issued by the U.S. Bureau of Industry and Security (BIS, 2025). These restrictions apply to high-end accelerators such as the H100 and A100, and are already enforced in key regions like China and the Middle East. This threshold reflects growing global scrutiny over compute flows and offers a conservative yet actionable boundary for national-scale deployment.

Electrical infrastructure limit

We establish a dual-tiered infrastructure constraint:

- A maximum peak load of 10 megawatts (MW) is adopted as a hard upper limit for urban deployments without high-voltage interconnection. Loads beyond this level typically require dedicated substations and specialized grid upgrades (SENER, 2023; Enel-SP, 2023).
- More critically, we identify 1 MW as the practical threshold for deployment without additional permitting or physical infrastructure upgrades in urban industrial parks and university zones. This is based on capacity studies in Querétaro Comisión Federal de Electricidad (2024) and São Paulo, where 1–2 MW loads are generally supportable within existing 13–34 kV distribution networks.

1 MW often triggers additional barriers: transformer reinforcement, redundant feeder lines, and, in some jurisdictions, environmental impact assessments or public utility filings. While not insurmountable, these burdens may delay or limit deployments by public institutions with restricted engineering or legal capacity.

Fiscal feasibility cap

We adopt 52 million USD as the fiscal ceiling for sovereign AI infrastructure projects, inclusive of CAPEX and first-year OPEX. This threshold was chosen taking as reference the first-year investment spending of a recent digital infrastructure project, Internet para Todos México (CFE, 2024).

2.5 Case Selection: Querétaro and São Paulo

To evaluate the real-world feasibility of sovereign AI infrastructure deployment, we anchor our modeling in two reference locations: Querétaro, in central Mexico, and São Paulo, in southeastern Brazil. Both regions offer a realistic testbed for subnational AI clusters in upper-middle-income countries, combining medium-voltage grid access, industrial concentration, and public infrastructure alignment.

In Querétaro, national planning documents identify the municipalities of El Marqués and Corregidora as focal points for industrial growth and medium-voltage energy reinforcement. The Programa de Desarrollo del Sistema Eléctrico Nacional (PRODESEN) outlines multiple investment projects to expand substation capacity and ensure energy redundancy for new industrial zones, many of which operate on 13–34 kV distribution systems (SENER, 2023). These networks can typically support sustained loads in the 3–5 MW range without requiring high-voltage interconnection. Within this context, AI training scenarios consuming up to 100 MWh/day and drawing peak loads below 5 MW remain within feasible deployment bounds for sovereign compute clusters.

Similarly, in São Paulo, public infrastructure data from the Operador Nacional do Sistema Elétrico (ONS) shows that industrial districts in Barueri, Campinas, and Guarulhos are routinely supplied by medium-voltage feeders capable of managing 5–15 MW loads without dedicated substations (ONS, 2009). These areas have historically hosted datacenters and mission-critical services and are identified as priority regions under Brazil’s Plano Nacional de Conectividade (MCTI, 2022). Grid conditions in these zones are compatible with the types of training configurations modeled in this study, especially those remaining under 5 MW of peak demand.

While both sites present viable conditions for AI deployment at moderate scale, configurations exceeding 10 MW—used in some comparative scenarios—would likely trigger additional permitting, infrastructure upgrades, or grid reinforcement, making them significantly more complex and less immediately viable.

3. Results

3.1 Hardware Requirements

The scale of compute required varies substantially across scenarios, driven by both hardware generation and training duration. In the most demanding case—A100s over 90 days—the cluster exceeds 2,200 units, while

the most efficient configuration—H100s over 150 days—requires fewer than 400 units. This six-fold spread underscores the central role of accelerator choice and schedule design in determining feasibility.

The efficiency differential is especially pronounced across generations. With a peak throughput of 2,000 TFLOPs, the H100 reduces total GPU demand by an order of magnitude relative to the A100 at 312 TFLOPs. Extending training from 90 to 150 days compounds this effect, lowering requirements by roughly 40 percent across both hardware classes. These dynamics set the practical envelope for sovereign-scale deployments, as summarized in Figure 1.

Figure 1. GPUs Required

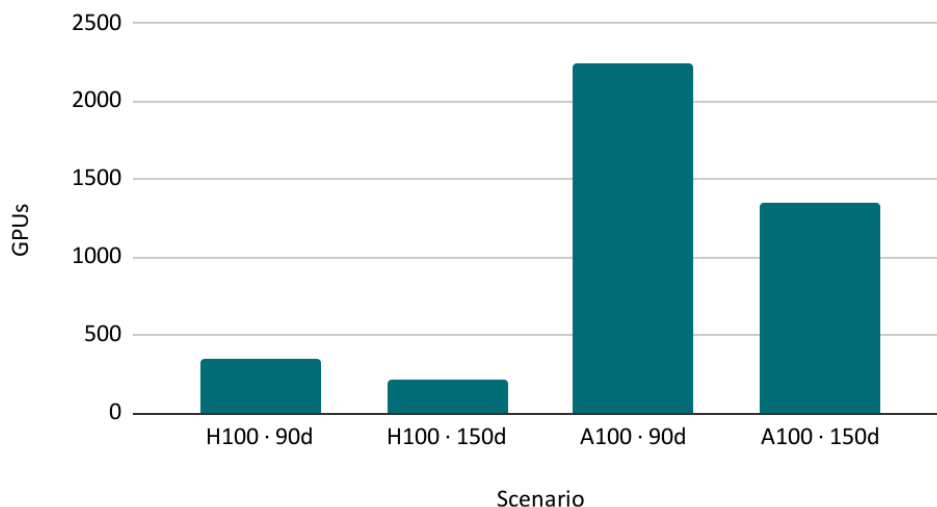


Figure 1: GPU requirements by hardware class and training duration.

3.2 Energy Consumption

Energy requirements remain within a moderate range across all scenarios. The most efficient configuration (H100–150d) consumes around 0.3 GWh over the course of training, while the most demanding (A100–90d) reaches 3.3 GWh. These values, detailed in Figure 2, correspond to daily averages that fall comfortably below the thresholds typically associated with high-voltage interconnection. In practice, they remain compatible with the supply conditions of medium-voltage industrial parks.

Patterns in peak electrical load reinforce this conclusion. As reported in Figure 3, the largest configuration (A100–90d) requires 1.49 MW, compared to only 0.41 MW in the H100–150d case. Both figures remain under the 10 MW ceiling used in our feasibility framework. Yet configurations that approach or cross the 1 MW practical threshold would likely face additional permitting and infrastructure requirements in urban deployments, introducing a critical distinction between “formally viable” and “easily deployable.”

3.3 Costs

Capital expenditures represent the dominant component of training costs across all scenarios. Hardware requirements vary from 8.3 to 13.8 million USD in the H100 configurations and from 19.3 to 32.3 million USD in the A100 configurations. As reported in Table 1, these values already incorporate a 30 percent integration overhead and country-specific tariff regimes. The contrast between Mexico’s 0 (Gobierno de México, 2023; BIS, 2025) percent import duty and Brazil’s 16 percent duty is material, raising Brazilian deployments by several million dollars at scale.

By comparison, operating expenditures remain marginal. Electricity costs fall between 0.08 and 0.36 million

Figure 2. Energy Consumption (MWh)

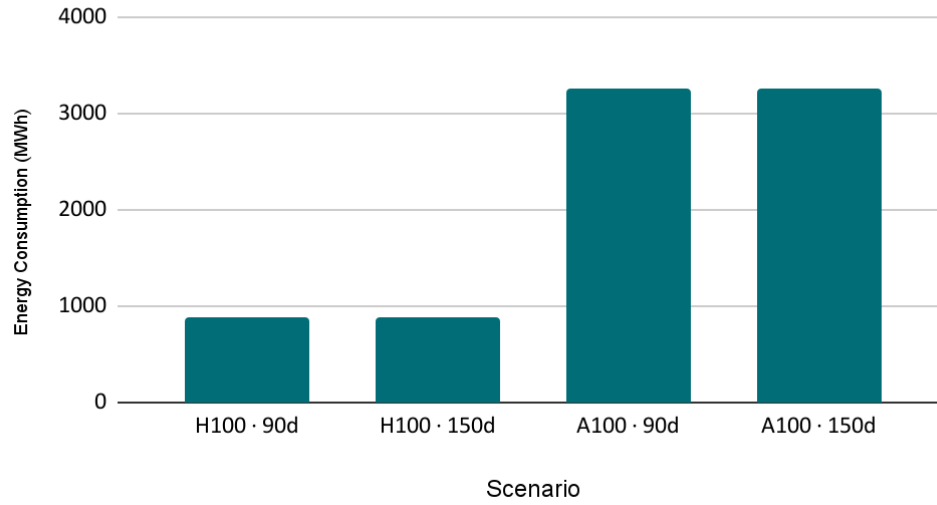


Figure 2: Total energy consumption (GWh).

Figure 3. Peak Load (MW)

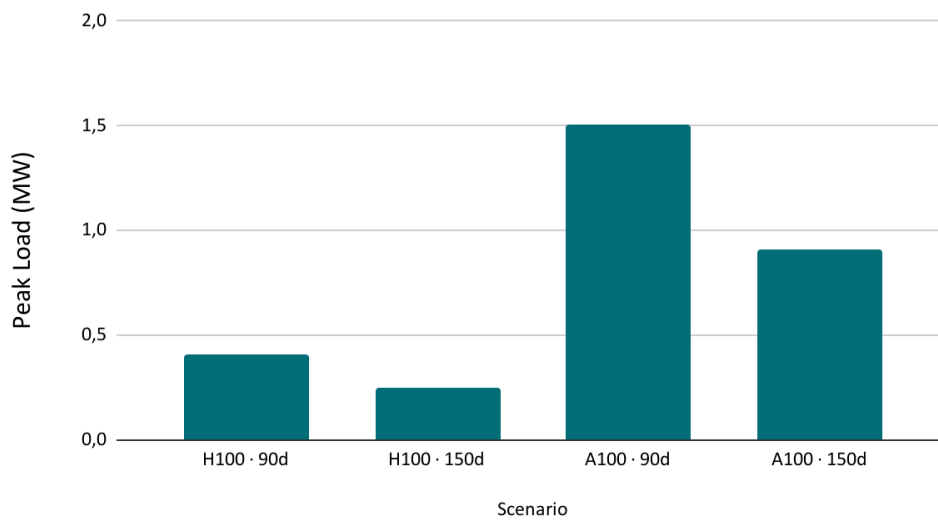


Figure 3: Peak electrical load (MW).

USD, depending on scenario and location (CFE, 2025; ANEEL, 2024). Table 1 also shows that even under the most energy-intensive configuration, OPEX accounts for less than five percent of total training costs. This confirms that fiscal feasibility hinges overwhelmingly on accelerator generation and tariff regimes rather than energy pricing.

Scenario	Country	CAPEX (M	OPEX (M USD)	TOTAL
		USD)		
H100 · 90d	Brazil	13,78	0,10	13,88
H100 · 90d	Mexico	13,82	0,08	13,90
H100 · 150d	Brazil	8,28	0,10	8,37
H100 · 150d	Mexico	8,32	0,08	8,39
A100 · 90d	Brazil	32,24	0,36	32,60
A100 · 90d	Mexico	32,26	0,29	32,54
A100 · 150d	Brazil	19,34	0,36	19,70
A100 · 150d	Mexico	19,35	0,29	19,64

Table 1: Capital and operating expenditures (M USD) by hardware class, training duration, and country.

3.4 Feasibility Assessment

Each configuration was evaluated against the three feasibility thresholds established by export controls, electrical infrastructure, and fiscal ceilings. The results, show that export and power constraints are formally non-binding: all scenarios remain well below the 50,000-GPU export cap and the 10 MW power ceiling.

The fiscal constraint is ultimately driven by energy inefficiency: A100s require many more units, which inflates both electricity demand and capital outlays. Because A100s deliver substantially lower throughput per unit than H100s, they require far more accelerators to reach the same compute target. This larger fleet increases both cumulative electricity demand and capital outlays, pushing total costs into the 19–32 million.

By contrast, the H100 configurations achieve the same training target with fewer units, lower energy consumption, and total costs between 8 and 14 million USD. This makes them the most cost-effective configurations that satisfy the full set of feasibility criteria.

4. Discussion

4.1 Sovereign Compute Is Technically Feasible

The results of this study demonstrate that sovereign-scale training of *usable* large language models is technically within reach for middle-income countries. Using conservative assumptions, H100-based configurations require between 8 and 14 million USD, while A100-based configurations range from 19 to 32 million USD. These costs are orders of magnitude below those associated with *frontier* AI systems, which typically demand hundreds of millions to billions of dollars in compute and energy resources (Sevilla et al., 2022; Sastry et al., 2024).

This distinction between *usable* and *frontier* models is central for the Global South. Usable models may not match the absolute performance of cutting-edge systems, but they are sufficient to support key applications, enhance local capacity, and enable transparency and auditing. Earlier analyses also emphasize that the relevant policy question is not whether Global South actors can match frontier capabilities, but whether they can build models that are strategically sufficient for governance and institutional needs. Our findings confirm that, under efficient hardware and moderate training timelines, such deployments fall within realistic fiscal envelopes for sovereign investment programs.

4.2 Efficiency Is the Decisive Variable

The decisive factor separating scenarios is hardware efficiency. A100 accelerators deliver roughly six times fewer FLOPs per unit than H100s, which means that training the same model requires an order of magnitude

more devices. While individual A100s are cheaper, the need for additional units increases both capital expenditures and electricity consumption, raising total costs to 19–32 million USD. By contrast, H100 scenarios achieve the same training target with far fewer devices, keeping total costs within 8–14 million USD.

This pattern is consistent with prior analyses. Sevilla et al. (2022) show that generational improvements in accelerator efficiency—both FLOPs per dollar and FLOPs per watt—are the primary drivers of the declining cost of training. Sastry et al. (2024) similarly note that efficiency gains, not absolute budgets, determine whether national actors can feasibly deploy sovereign compute clusters.

Our results reinforce this conclusion: fiscal viability in the Global South depends less on headline budgets than on the choice of hardware generation. While both H100- and A100-based deployments fall within a feasible range, the former are more affordable and cost-effective, placing sovereign training projects inside a realistic fiscal envelope. Efficiency thus plays a dual role: it lowers overall outlays and keeps deployments compatible with existing medium-voltage infrastructure, delaying—but not eliminating—the need for substantial grid upgrades.

4.3 Export Controls Are Not the Bottleneck

Export controls do not present a binding constraint for the scenarios evaluated in this study. All configurations fall well below the 50,000-GPU ceiling that has been proposed as a reference point in recent policy debates (Sastry et al., 2024). From a regulatory perspective, middle-income countries would therefore be able to import the required hardware without triggering export restrictions.

The more significant bottlenecks lie elsewhere. First, hardware efficiency determines whether costs remain within a realistic fiscal envelope. Second, while current deployments fit within medium-voltage industrial infrastructure, any attempt to scale toward larger clusters would require substantial upgrades to national electricity grids. As noted in national planning documents such as PRODESEN (SENER, 2023) and EPE (Empresa de Pesquisa Energética, 2023) long-term capacity projections (Brazil), sustained sovereign compute will ultimately depend on aligning AI ambitions with infrastructure investment.

4.4 Policy Implications for the Global South

These findings carry direct implications for policymakers in the Global South. First, they underscore that sovereign compute is not about competing at the frontier, but about securing the capacity to train *usable* models that are strategically sufficient for national and regional needs (Sevilla et al., 2022; Sastry et al., 2024). H100-based configurations, at 8–14 million USD, fall comfortably within a realistic affordability envelope, while A100 deployments, at 19–32 million USD, remain viable but impose higher fiscal pressure.

Second, the relevant fiscal comparison is not with multi-billion dollar infrastructure projects, but with digital inclusion programs. Mexico’s *CFE Telecomunicaciones e Internet para Todos*, for example, received yearly budgets of over 12,000 million pesos (\approx 700 million USD) in recent federal allocations (Comisión Federal de Electricidad, 2024). Against this backdrop, allocating tens of millions for sovereign AI capacity appears not only affordable but strategically prudent.

Finally, the results suggest that compute policy in the Global South should integrate three components: (1) fiscal planning that prioritizes efficient accelerators; (2) infrastructure investments to prepare national grids for future scaling (SENER, 2023; Empresa de Pesquisa Energética [EPE], 2023); and (3) governance mechanisms to ensure that sovereign compute is treated as a public good rather than a purely commercial asset. Together, these elements can position emerging economies to develop AI capabilities that are usable, transparent, and aligned with institutional needs, without incurring the unsustainable costs of chasing frontier AI.

5. Conclusion

This study has shown that the sovereign training of *usable but non-frontier* language models is technically and fiscally feasible for middle-income countries. Using the case of Brazil and Mexico, we modeled four

infrastructure configurations combining H100 and A100 accelerators across 90- and 150-day training windows. The results demonstrate that hardware efficiency is the decisive variable: H100-based clusters fall within 8–14 million USD and remain compatible with medium-voltage electrical infrastructure, while A100 deployments, at 19–32 million USD, are less fiscally viable due to their higher energy and capital demands.

These findings highlight a central distinction for compute governance in the Global South. Sovereign actors do not need to pursue frontier AI systems—whose costs run into the hundreds of millions—but can instead develop strategically sufficient models that are usable, auditable, and aligned with national priorities. In this sense, training time emerges as a policy lever: extending schedules allows countries to adapt to hardware constraints without requiring immediate access to the most advanced accelerators.

Looking ahead, the challenge will be to integrate sovereign compute into broader strategies for digital infrastructure and energy planning. Fiscal support for efficient accelerators, targeted investments in medium-voltage grid capacity, and governance mechanisms that treat compute as a public good can ensure that usable AI models are developed in ways that serve institutional and societal needs. By focusing on context-sensitive feasibility rather than frontier competitiveness, countries like Brazil and Mexico can chart realistic pathways toward technological sovereignty in the age of AI.

REFERENCES

- ANEEL – Agência Nacional de Energia Elétrica. (2024). *Tarifas de Energia Elétrica – Dados e Publicações*. <https://www.gov.br/aneel/pt-br/assuntos/tarifas>
- Artificial Analysis. (2025). *Model Benchmark Explorer*. <https://artificialanalysis.ai>
- BIS- U.S. Bureau of Industry and Security. (2025). *Brazil Country Commercial Guide*. <https://www.trade.gov/country-commercial-guides/brazil-import-tariffs>
- CFE-Comisión Federal de Electricidad. (2024). *Informe de la gestión gubernamental 2019–2024: CFE Telecomunicaciones e Internet para Todos*. CFE. <https://www.cfe.gob.mx/nuestraempresa/Informe%20de%20gestion%201824/EPS%20Telecomunicaciones%20e%20Internet%20para%20Todos.pdf>
- CFE- Comisión Federal de Electricidad. (2025) *Tarifa GDMTH (Media Tensión Horaria)* <https://app.cfe.mx/Aplicaciones/CCFE/Tarifas/TarifasCRENegocio/Tarifas/GranDemandaMTH.aspx>
- Department for Science, Innovation and Technology (DSIT). (2024, Oct). *Frontier AI: Capabilities and risks – Discussion paper*. UK Government. <https://www.gov.uk/government/publications/frontier-ai-capabilities-and-risks-discussion-paper>
- Empresa de Pesquisa Energética. (2023). *Plano decenal de expansão de energia 2034 (PDE 2034)*. Ministério de Minas e Energia. https://www.epe.gov.br/sites-pt/publicacoes-dados-abertos/publicacoes/PublicacoesArquivos/publicacao-804/topico-758/PDE2034_Aprovado.pdf
- Epoch AI. (2024). *Tracking Large-Scale AI Models*. <https://epoch.ai/blog/tracking-large-scale-ai-models>
- Gobierno de México. (2023, 15 de agosto). *Decreto por el que se modifica la Tarifa de la Ley de los Impuestos Generales de Importación y de Exportación*. Diario Oficial de la Federación. https://dof.gob.mx/nota_detalle_popup.php?codigo=5724207
- International Energy Agency (IEA). (2025). *Energy and AI: How much power will AI use?* <https://www.iea.org/reports/energy-and-ai/energy-supply-for-ai>
- NVIDIA A100 TENSOR CORE GPU: <https://www.nvidia.com/content/dam/en-zz/Solutions/Data-Center/a100/pdf/nvidia-a100-datasheet.pdf>
- NVIDIA H100 TENSOR CORE GPU: https://www.megaware.com/fileadmin/user_upload/LandingPage%20NVIDIA/nvidia-h100-datasheet.pdf

- ONS – Operador Nacional do Sistema Elétrico (Brasil). (2009). *Procedimentos de Rede – Submódulo 3.6 (Estudos Elétricos para Acesso)*. <https://www.ons.org.br/%2FProcedimentosDeRede%2FM%C3%B3dulo%203%2FSubm%C3%B3dulo%203.6%2FSubm%C3%B3dulo%203.6.pdf>
- Patterson, D., Gonzalez, J., Le, Q. V., Liang, C., Munguía, L. M., *et al.* (2022). The carbon footprint of machine learning training will plateau, then shrink. *IEEE Computer*, 55(12), 18–28. <https://par.nsf.gov/servlets/purl/10399992>
- Sastry, G., Heim, L., Belfield, H., Anderljung, M., Brundage, M., Hazell, J., O’Keefe, C., Hadfield, G., Ngo, R., Pilz, K., Gor, G., Bluemke, E., Shoker, S., Egan, J., Trager, R., Avin, S., Weller, A., Bengio, Y., & Coyle, D. (2024). Computing power and the governance of artificial intelligence. <https://arxiv.org/html/2402.08797v1#S4>
- SENER – Secretaría de Energía (México). (2023). *PRODESEN 2023–2037 (Programa de Desarrollo del Sistema Eléctrico Nacional)*. <https://base.energia.gob.mx/PRODESEN2023/Capitulo1.pdf>
- Sevilla, J., Heim, L., Ho, A., Besiroglu, T., Hobbhahn, M., & Villalobos, P. (2022). *Compute trends across three eras of machine learning* (arXiv:2202.05924). <https://doi.org/10.48550/arXiv.2202.05924>

Annex 1.

[Annex 1.xlsx](#)