

CODE-ENABLED LANGUAGE MODELS CAN OUTPERFORM REASONING MODELS ON DIVERSE TASKS

Cedegao E. Zhang¹, Cédric Colas^{1,2}, Gabriel Poesia³,
Joshua B. Tenenbaum¹, Jacob Andreas¹

¹MIT, ²Inria, ³Harvard University
{cedzhang, ccolas}@mit.edu

ABSTRACT

Reasoning models (RMs), language models (LMs) trained with reinforcement learning to produce long-form natural language reasoning, have been remarkably successful, but they still require large amounts of computation and data to train, and can be slow and expensive to run. In this paper, we show that standard instruct LMs can already be elicited to be strong reasoners at a level comparable to or even surpassing their corresponding RMs (e.g., DeepSeek V3 vs R1) without finetuning, across diverse domains from instruction following and creative generation to mathematical reasoning. This is achieved by CODEADAPT, our simple recipe that combines the CodeAct framework, where LMs interleave natural language reasoning with code execution in a multi-step fashion, with few-shot bootstrap in-context learning from as few as five training problems. Analyzing four matched pairs of LMs and RMs, we find that CodeAdapt enables three LMs to outperform the corresponding RMs on average over eight tasks (up to 22.9%) while being 10-81% more token efficient, and delivers superior performance on six tasks when averaged over the four models (up to 35.7%). Furthermore, the code-augmented reasoning traces display rich and varied problem-solving strategies. Our findings support that (1) CodeAdapt-style learning and reasoning may be robust and domain general and (2) code-enabled LMs are cognitively grounded and powerful systems, potentially providing a strong foundation for in-weight reinforcement learning.

1 INTRODUCTION

Language models (LMs) have rapidly become versatile general-purpose systems, yet their ability to reliably perform complex, multi-step reasoning remains a central challenge (Berglund et al., 2023; Wu et al., 2024; Phan et al., 2025). The advent of reasoning models (RMs) marks a significant milestone addressing this challenge: LMs trained via large-scale reinforcement learning (RL) to incentivize long-form natural language reasoning chains demonstrate remarkable gains on a wide range of reasoning domains (OpenAI et al., 2024; Guo et al., 2025; Gemini Team et al., 2025), and this paradigm works particularly well on tasks where completions are easily or objectively verifiable, such as math competitions and programming (Li et al., 2025; Chen et al., 2025b).

Nonetheless, the improvements come at substantial cost. Even though training DeepSeek R1, an exemplar reasoning model, from the base V3 model requires significantly less resources than training frontier non-reasoning models from scratch, the amount of data and compute is still prohibitive for most small organizations and academic entities (Guo et al., 2025). Furthermore, deploying RMs also escalates costs, as they can be slow and expensive to run—characteristic of their long reasoning chains and inference-time scaling behaviors (Sui et al., 2025), and because they are not superior to standard LMs on all tasks (Aggarwal et al., 2025), they are not one-size-fit-all to common use cases. These considerations raise a fundamental question: must we spend these resources to achieve advanced reasoning, or might there be more economical alternatives that reach comparable performance?

In this paper, we investigate whether a simple alternative approach can compete with expensive reasoning models: equipping standard LMs with iterative code execution capabilities and minimal in-context bootstrap learning. Our CODEADAPT approach combines CodeAct (Wang et al., 2024a)—which allows models to write and execute Python code across multiple conversational turns—with a

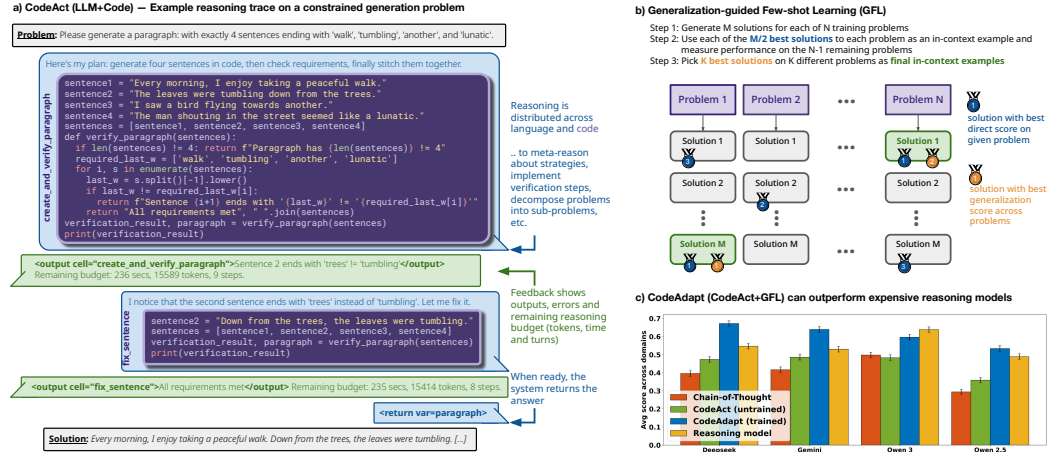


Figure 1: **CodeAdapt architecture and performance.** (a) We combine an iterative code-execution LM reasoning framework inspired by CodeAct (Wang et al., 2024a) with (b) a novel lightweight in-context learning procedure, and (c) show that this simple combination can help a set of LMs from different providers outperform corresponding reasoning models evaluated on eight diverse tasks.

lightweight training procedure using just five training problems per task domain. While CodeAct and similar agentic frameworks have primarily been developed and evaluated for action-driven tasks such as digital assistance and data analysis (Wang et al., 2025; Huang et al., 2025), and while prior work has noted code’s potential for enhancing reasoning (e.g., Chen et al., 2023; Gao et al., 2023; Li et al., 2024), a critical question remains unexplored: can this iterated problem solving paradigm, combined with minimal domain adaptation, compete with the reasoning models, and if so on which tasks? Only recently the growing availability of open-weight reasoning models permits such comparisons, and we provide a systematic evaluation of this possibility: comparing four “instruct” LMs equipped with CodeAct and few-shot bootstrap learning against their reasoning-trained counterparts across eight diverse tasks spanning instruction following, language processing, and formal reasoning. Our results demonstrate that overall this combination consistently matches or outperforms reasoning models (up to 22.9% per model and 35.7% per task) without any finetuning or domain-specific scaffolding. CodeAdapt achieves this capability with a handful of training examples rather than substantial RL training overhead and 10-81% improved inference-time token efficiency.

In our setting, the code interpreter serves as a workspace where models can offload structured computations, verify hypotheses through execution, and build upon intermediate results—transforming code from a mere output format into an active reasoning substrate. This represents a form of *modular reasoning* (Mahowald et al., 2024), whereby models dynamically partition cognitive work: keeping high-level planning, intuitive reasoning and contextual understanding natively in natural language while externalizing precise calculations, control flow, iterative searches, and systematic verification to executable code. Rather than requiring models to internalize all reasoning patterns through large-scale training, this approach leverages the complementary strengths of neural language processing and symbolic computation, allowing models to reason *with* code rather than merely *about* code. It adapts to a task efficiently without human demonstrations, consistent with the cognitive hypothesis that program-like representations explain how humans learn so fast (Lake et al., 2017; Rule et al., 2020).

Overall, our work makes three primary contributions. First, we present one of the first systematic empirical comparisons demonstrating that instruct LMs equipped with iterative code execution and minimal task adaptation can match or exceed the performance of expensively-trained reasoning models across diverse tasks. Second, we introduce CodeAdapt, which builds upon a lightweight but effective learning methodology that achieves this performance using only five training problems per task, contrasting sharply with typical RL for reasoning. Third, we conduct in-depth examination of CodeAdapt, including ablation studies and analyses on reasoning patterns and resource usage—furthering our understanding of hybrid reasoning frameworks and their cognitive connections. More broadly, our work suggests that the path to better AI systems may lie not only in scaling compute and data but also in designing richer cognitive architectures that effectively distribute learning and reasoning across multiple computational substrates.

2 RELATED WORK

Reasoning with language models. Our work contributes to the vibrant and growing literature on large language model reasoning. Early work builds on the idea of eliciting an intermediate reasoning trace (Chain-of-Thought, or CoT) from LMs (Nye et al., 2021; Wei et al., 2022), by prompting alone (Kojima et al., 2022; Zhou et al., 2022a), supervised fine-tuning (Chung et al., 2024), or algorithmic scaffolding (Yao et al., 2023b; Besta et al., 2024). Recently, a popular paradigm to fundamentally improve a model’s CoT reasoning capability is to post-train it with reinforcement learning (RL), which requires a set of training *problems* and a reward model (e.g., a verifier) that can assign scores to LM responses, with algorithms like GRPO (Shao et al., 2024) and its variants (Chen et al., 2025a; Liu et al., 2025; Zheng et al., 2025). RL post-training approaches have dramatically uplifted the reasoning abilities of LMs, from early work like STaR (Zelikman et al., 2022) to the latest breakthroughs in training large reasoning models (RMs) such as DeepSeek R1 (Guo et al., 2025), but they are both expensive to train and deploy (e.g., training R1 on top of V3 costs around \$0.3 million according to Guo et al.). In this work, we directly compare RMs against a much cheaper alternative to improving an LM’s reasoning capability, CodeAdapt, with results showing that it can bring large benefits relative to RL post-training on a range of tasks.

Code-augmented reasoners and agents. Allowing LMs to express solutions as code has been shown to be effective in formal reasoning domains such as math and logic (Chen et al., 2023; Gao et al., 2023; Olausson et al., 2023; Li et al., 2024), and a line of work explores automatically switching between natural language and code reasoning in such domains (Han et al., 2024; Chen et al., 2024; Du et al., 2025). Although formal reasoning is a direct fit for code, here we explore whether code can be helpful as a “tool for thought” more generally, including in domains involving language and creativity. Code has also served as a framework to implement agentic systems, where LMs can take external actions on the digital or physical world (Liang et al., 2022; Wong et al., 2023; Murty et al., 2024; Yang et al., 2024). This includes CodeAct (Wang et al., 2024a), which extends ReAct (Yao et al., 2023c) and results in a framework that employs code to unify action representations and tool use (Wang et al., 2024b; 2025; Feng et al., 2025; Huang et al., 2025). Our work builds upon CodeAct, augmenting it with an in-context bootstrapping component that self-explores reasoning trajectories, eliminating the need for expert demonstrations.

Prompt optimization. Generating and selecting in-context reasoning trajectories is an instance of prompt optimization, a complementary route to improving an LM’s performance. This has been studied both with manual “prompt engineering” (White et al., 2023; Sahoo et al., 2024) as well as with automatic, domain-agnostic prompt optimization methods (Zhou et al., 2022b; Hu et al., 2024b; Xiang et al., 2025; Yuksekgonul et al., 2024). The DSPy software system provides a comprehensive framework for automating prompt optimization that can be applied to multiple components of an LM pipeline (Khatab et al., 2023). In addition to optimizing in-context exemplars (Wan et al., 2024), other approaches include evolving reflections, curating strategies, or creating reasoning templates (Renze & Guven, 2024; Fernando et al., 2023; Zhou et al., 2024). We focus on bootstrapping few-shot exemplars, exploring this paradigm in an very low-data regime (up to 5 training problems per task, as Section 3.2 details). Even in this regime, we find that a lightweight learning phase can bring large gains compared to RL. Investigating the best ways to compare and combine prompt optimization with finetuning and RL is an activate area of research (Soylu et al., 2024; Agrawal et al., 2025).

3 LEARNING TO REASON IN LANGUAGE AND CODE WITH CODEADAPT

Can code-enabled LMs match expensively trained reasoning models at a fraction of the cost? To investigate this question, we combine two techniques: iterative code execution via CodeAct and lightweight self-taught in-context learning from just a few problems per task. We coin the resulting combination CODEADAPT, a hybrid reasoning system that bridges the gap between symbolic computation—long considered essential for human thinking (Boole, 1854; Fodor, 1975; Dehaene et al., 2022)—and the impressive language processing abilities of modern LMs. Where purely symbolic approaches suffer from brittleness (Russell & Norvig, 2020; Santoro et al., 2021), our system uses natural language to guide and interpret symbolic operations, creating a more flexible and robust problem-solving architecture. The following subsections detail our reasoning system

and learning procedure that enables competitive performance across diverse reasoning tasks. All experimental prompts are provided in Appendix C.

3.1 HYBRID REASONING IN LANGUAGE AND CODE

We first present the implementation of our hybrid reasoning setup, which is built upon the CodeAct framework (Wang et al., 2024a). The system consists of two primary components that interact in a multi-turn loop, as illustrated in Figure 1:

- **Language module:** an LM that generates messages combining natural language reasoning and code snippets. The natural language serves dual purposes: direct problem-specific reasoning (e.g., “*here is my tentative answer: ...*”) and meta-reasoning about strategy selection (e.g., “*I will first generate a candidate answer, then check it with code*”).
- **Code module:** a Python environment that interprets messages, executes code, maintains state, and provides feedback. When the language module sends a message, the workspace parses it to identify code blocks and return statements. Code blocks are executed and the persistent state is updated accordingly.

After each turn, the code module provides the language module with execution results and information about remaining resources. This feedback enables the language module to adapt its approach based on intermediate results and resource constraints. Our system operates within limited resources (maximum 4 min. computation time, 16k output tokens, or 10 reasoning steps per problem), simulating cognitively realistic, real-world reasoning under constraints (Simon et al., 1972; Lieder & Griffiths, 2020). The loop terminates when the language module decides to return a solution or when resources are exhausted (in which case the LM is given a final chance to return an answer).

Figure 1 shows an excerpt of a hybrid reasoning trace on a problem from the Collie benchmark (Yao et al., 2023a): generate a 4-sentence paragraph where sentences end with specific words (see full example in App. Sec. E). Over several reasoning steps, the agent outlines its strategy, generates a first attempt, checks constraints in code, detects an error and corrects it, and then returns a correct answer.

This setup enables CodeAdapt to implement a myriad of problem solving strategies. Chain-of-Thought reasoning can be implemented as a single LM turn with an appropriate prompt (Wei et al., 2022; Kojima et al., 2022); Program-of-Thought or similar approaches translate to a single reasoning step with direct code execution (Chen et al., 2023); other decomposition or verification based approaches can be implemented through iterative LM calls with appropriate subtasks (Wang et al., 2023; Madaan et al., 2023). The LM can flexibly switch between these approaches based on problem requirements and intermediate results, particularly when faced with errors or resource constraints, see examples in Appendix E.

3.2 LEARNING TO REASON WITH GENERALIZATION-GUIDED FEW-SHOT LEARNING

While CodeAct provides LMs with powerful computational tools, models may struggle to use them effectively in zero-shot settings despite detailed prompting. To address this, we provide models with a small set of training problems (only 5 per task) along with their verifiers, allowing the system to generate its own solution attempts and learn from this self-generated experience. The learning procedure, *Generalization-guided Few-shot Learning* (GFL), helps models discover effective reasoning strategies without requiring in-weight fine-tuning or reinforcement learning.

GFL addresses a key insight: not all correct solutions are equally instructive. A solution might reach the right answer by luck or problem-specific tricks without demonstrating a generalizable problem-solving strategy. Instead of selecting examples based solely on correctness, GFL identifies solutions that help the model solve *other* problems—solutions that teach transferable hybrid reasoning patterns. Formally, let \mathcal{L} be a code-enabled language model which can be conditioned on a (potentially empty) sequence of examples E , $U(p, r)$ be a task-specific utility function of a response r to a problem p , and T be a set of training problems, GFL’s objective is to find: $\arg \max_E \mathbb{E}_{p \sim T} U(p, \mathcal{L}(p|E))$.

The method itself is simple but novel to the best of our knowledge: (1) generate M solution attempts for each of $N = 5$ training problems, with an opportunity to retry in the same context if the solution does not score perfectly, (2) test the top $M/2$ solutions each as a one-shot example on the remaining

Algorithm 1 Generalization-guided Few-shot Learning

```

Step 1: Generate  $M$  reasoning traces for each of  $N$  training problems along with their scores.
candidates  $\leftarrow$  dict()
for  $problem \in trainProblems$  do
  examples  $\leftarrow$  []
  for  $j \in \{1, \dots, M\}$  do
     $trace \leftarrow \mathcal{L}(problem)$ 
     $score \leftarrow EvalSolution(trace, problem)$ 
    if  $score < maxScore$  then
       $trace2 \leftarrow \mathcal{L}(problem | past=trace)$ 
       $score2 \leftarrow EvalSolution(trace2, problem)$ 
      if  $score2 > score$  then
         $trace, score \leftarrow trace2, score2$ 
      end if
    end if
    examples.append(( $trace, score$ ))
  end for
  candidates[problem]  $\leftarrow$  examples
end for

Step 2: Evaluate generalization for each candidate example and select top  $K$  as in-context examples.
candidates  $\leftarrow$  FilterTopByScore(candidates,  $M/2$ )
selected  $\leftarrow$  dict()
for  $p \in trainProblems$  do
  genScores  $\leftarrow$  []
  for ( $trace, traceScore$ )  $\in$  candidates[ $p$ ] do
    scores  $\leftarrow$  [ $traceScore$ ]
    for  $p' \in trainProblems \setminus \{p\}$  do
       $newTrace \leftarrow \mathcal{L}(p' | ex=trace)$ 
       $score \leftarrow EvalSolution(newTrace, p')$ 
      scores.append( $score$ )
    end for
     $avgScore \leftarrow Mean(scores)$ 
    genScores.append(( $trace, avgScore$ ))
  end for
  selected[task]  $\leftarrow$  FilterTop1ByGenScore(genScores)
end for
return FilterTopByGenScore(selected,  $K$ )

```

problems,¹ and (3) select the top K solutions that provide the highest average performance across problems (max. one per original problem)—see Alg. 1. With our parameters, this process only costs 90 model trajectories per task, yet unlocks models to discover and leverage effective strategies for combining language and code in reasoning tasks. We set $M = 6$ to balance exploration and tractability and $K = 2$ to keep it small and accord to common few-shot agent setups (Yao et al., 2023a; Shinn et al., 2023), so the subsequent experiments are run with 2-shot in-context examples.

GFL also comes with an intuitive baseline: one can randomly select top in-context examples purely based on problem scores without generalization measures, which is a form of straightforward bootstrap few-shot learning (BFL). We implement and test BFL as a baseline for the experiments.

4 EXPERIMENTS AND RESULTS

We evaluate CodeAdapt with four recent and popular instruct LMs that have RM counterparts from different providers, three of which are open-weight: DeepSeek V3, Gemini 2.0 Flash, Qwen 3 30B A3B Instruct, and Qwen 2.5 Coder 32B. This ensures our findings generalize across model variations. The corresponding reasoning models are DeepSeek R1, Gemini 2.5 Flash Lite Thinking, Qwen 3 30B A3B Thinking, and QwQ 32B. Models details and the relationships between the paired models are detailed in Appendix B.

4.1 BENCHMARKS AND BASELINES

Domains. We evaluate CodeAdapt against baselines and reasoning models on eight tasks across three broad domains that are important for common LM use cases and test different aspects of reasoning. The categories are inspired by LiveBench (White et al., 2025), and we take two tasks from it directly.

Instruction following: These tasks require both creative, fluid generation and precise constraint satisfaction—capabilities where current LMs still struggle. (1) **IFBench**: all test problems from Pyatkin et al. (2025), a newly developed instruction following benchmark. (2) **Collie**: a subset of problems from challenging categories in the Collie constrained generation dataset (Yao et al., 2023a), where when created even then-frontier models like GPT-4 score at most 65%.

Language processing: These tasks demand strong linguistic reasoning abilities regarding both comprehension and production. (1) **MuSR**: a challenging and popular reading comprehension benchmark that requires reasoning (Sprague et al., 2024). We take all problems from the hardest “object placement” category. (2) **Creativity**: A novel task based on the Divergent Association Task in psychology (Olson et al., 2021), where given 3 seed words, the model must generate 7 additional words that are maximally different from each other and the seeds, as measured by the average pairwise cosine distance in GloVe word-embedding space (Pennington et al., 2014). (3) **Typos**: A task from LiveBench that tests a common use case of LMs—fixing misspellings of a given piece of text.

¹One could use all M solutions but our filtering eliminates worse solutions and saves computation.

Model and Method	Instruction		Language			Formal			Avg.
	IFBench <i>n</i> = 289	Collie <i>n</i> = 195	MuSR <i>n</i> = 59	Creativity <i>n</i> = 55	Typos <i>n</i> = 45	Countdown <i>n</i> = 95	AIME <i>n</i> = 85	Zebra <i>n</i> = 95	
Deepseek V3	35.6	33.3	55.1	76.3	50.2	22.1	34.1	51.1	39.6
+ CodeAct (0-shot)	42.4	54.9	56.4	76.7	64.0	12.6	43.5	54.5	47.3
+ CodeAdapt (2-shot BFL)	<u>56.2</u>	79.0	61.4	<u>85.3</u>	80.4	14.7	37.6	68.9	59.6
+ CodeAdapt (2-shot GFL)	56.7	<u>77.9</u>	69.5	86.5	80.4	71.6	40.0	78.2	67.2
DeepSeek R1	36.2	41.0	51.3	78.2	48.4	84.2	70.6	86.6	54.7
Gemini 2.0 Flash	33.2	37.9	54.2	78.8	52.9	36.8	36.5	50.0	41.7
+ CodeAct (0-shot)	45.7	51.8	49.2	73.5	52.9	27.4	47.1	56.6	48.6
+ CodeAdapt (2-shot BFL)	<u>52.9</u>	68.7	<u>57.6</u>	<u>85.9</u>	<u>69.8</u>	<u>97.9</u>	32.9	69.5	63.9
+ CodeAdapt (2-shot GFL)	54.2	<u>62.1</u>	60.6	86.3	72.4	98.9	43.5	<u>65.8</u>	63.9
Gemini 2.5 Flash Lite Thinking	42.2	44.6	50.4	78.0	49.8	87.4	65.9	45.8	53.0
Qwen 3 30B A3B Instruct	37.2	18.5	61.4	75.1	<u>75.1</u>	94.7	58.8	65.3	49.8
+ CodeAct (0-shot)	45.7	35.9	43.2	70.9	48.4	37.9	<u>71.8</u>	61.3	48.3
+ CodeAdapt (2-shot BFL)	43.9	36.9	65.3	83.0	<u>68.4</u>	<u>89.5</u>	78.8	76.8	58.7
+ CodeAdapt (2-shot GFL)	51.9	35.9	64.0	78.6	<u>67.1</u>	<u>87.4</u>	<u>74.1</u>	73.9	59.6
Qwen 3 30B A3B Thinking	<u>50.9</u>	52.3	<u>57.6</u>	73.8	76.0	94.7	<u>75.3</u>	78.2	63.8
Qwen 2.5 Coder 32B	<u>34.8</u>	16.4	<u>54.2</u>	74.2	31.1	5.3	10.6	38.7	29.4
+ CodeAct (0-shot)	30.6	25.1	47.0	74.0	22.2	47.4	29.4	45.8	35.9
+ CodeAdapt (2-shot BFL)	<u>33.6</u>	<u>35.9</u>	49.2	86.8	42.2	85.3	31.8	49.2	45.5
+ CodeAdapt (2-shot GFL)	<u>38.6</u>	38.5	57.2	84.1	60.9	100.0	37.6	<u>72.9</u>	53.4
Qwen QwQ 32B	39.3	20.0	<u>55.5</u>	73.6	<u>56.9</u>	60.0	75.3	80.8	48.9
Avg. CoT (0-shot)	35.2	26.5	56.2	76.1	52.3	39.7	35.0	51.2	46.6
Avg. CodeAct (0-shot)	41.1	41.9	48.9	73.8	46.9	31.3	47.9	54.5	48.3
Avg. CodeAdapt (2-shot, BFL)	46.7	55.1	58.4	85.3	65.2	71.8	45.3	66.1	61.7
Avg. CodeAdapt (2-shot, GFL)	50.3	<u>53.6</u>	62.8	83.9	70.2	89.5	48.8	<u>72.7</u>	66.5
Avg. Reasoning model	42.1	39.5	53.7	75.9	57.8	81.6	71.8	72.8	61.9

Table 1: **CodeAdapt can outperform reasoning models.** Combining the multi-turn code-enabled framework CodeAct (Wang et al., 2024a) with simple in-context learning strategies (either bootstrap few-shot learning (BFL) or generalization-guided few-shot learning (GFL) often outperforms corresponding reasoning models, for four different LMs on eight diverse tasks. Numbers indicate accuracies spanning from 0 to 100, except for Creativity where they measure word diversity. Bold indicates the best-performing method (for the given domain and model family), while underline indicates not statistically different from the best (paired t-tests with $\alpha = 0.05$).

Formal Reasoning: These tasks test mathematical and logical reasoning where symbolic manipulation and verification are critical. (1) **Countdown:** a novel arithmetic reasoning task where given ten numbers 1-10, the model must reach a target number selected from 1-100 using each number exactly once with basic arithmetic operations, inspired by and extends the 24 game (Wurgaft et al., 2025). (2) **AIME:** US high school math olympiad problems, which becomes a standard benchmark for reasoning models. We take all the problems from 2023 to 2025 (Veeraboina, 2023). (3) **Zebra:** zebra puzzles are logical constraint satisfaction problems also known as *Einstein puzzles*, taken from LiveBench.

Baselines. The default baseline is Chain-of-Thought 0-shot (Kojima et al., 2022). We also compare with CodeAct 0-shot (CodeAdapt without training) and CodeAdapt with BFL instead of GFL. The main comparison is with the reasoning models.

4.2 MAIN RESULTS

Table 1 shows our main results on tasks spanning instruction following, language processing, and formal reasoning. We compare “instruct” models (e.g., DeepSeek V3, Gemini 2.0 Flash) and their corresponding “reasoning” versions, obtained via RL post-training (e.g., DeepSeek R1, Gemini 2.5 Flash Lite Thinking). We evaluate the models paired with 0-shot CodeAct, a training-free improvement method, and the 2-shot **CodeAdapt** settings where examples are selected either by BFL or **GFL**. We make the following observations:

Reasoning post-training improves significantly on instruction following and formal reasoning, but has mixed impact on linguistic reasoning. Reasoning models overall perform significantly better than their instruct counterparts, with drastic gains especially in formal reasoning. For instance, while DeepSeek V3 only achieves 22.1% success rate on the Countdown task, DeepSeek R1 achieves 84.2%, whereas Qwen 2.5 32B models improve from 5.3% to 60.0% with RL on the same task. Gains are consistent, albeit smaller, on the instruction following tasks: for instance, Gemini models go

from 37.9% to 44.6% on Collie. In language tasks, however, we see various instances where RL has minimal or negative impact on performance: in Typos, DeepSeek V3 drops from 50.2% to 48.4% in R1, and Gemini from 52.9% to 49.8%. On the whole, all reasoning models yield gains, though the improvements are unevenly distributed, and we find several cases of performance degradation.

CodeAdapt consistently improves the LM. Unlike RL-enhanced RMs, CodeAdapt has a consistent positive impact, including in language processing tasks: in all 3 of those tasks, average performance with CodeAdapt is significantly higher across models (e.g., average of 70.2% on Typos with CodeAdapt, compared to 52.3% with base models using CoT and 57.8% for reasoning models). In fact, this trend also follows in the other domains; we see an increased average performance across all tasks. This is not the case for off-the-shelf CodeAct. As with RL, CodeAct’s performance in linguistic tasks overall decreases, but sometimes this happens even in formal reasoning such as Countdown: the model may not know how to implement a good code solution even if there is one. This shows that here CodeAdapt is meaningfully distinct from and more powerful than CodeAct.

LMs with CodeAdapt generally outperform corresponding RMs. We find the gains from CodeAdapt are broadly competitive or larger than those of RL: for instance, the best performance across all but one pairs of linguistic tasks and models is achieved by one of the CodeAdapt variants (either with BFL or GFL). Similarly, our method performs the best on the vast majority of instruction following tasks with the sole exceptions of Qwen 3 on Collie and Qwen 2.5 Coder on IFBench. Even in formal reasoning, CodeAdapt outperforms in Countdown (except for V3/R1) and still brings improvements in AIME and Zebra, where RL achieves the best performance. As to selecting few-shot examples for CodeAdapt, GFL consistently yields a better average task performance compared to the simpler BFL baseline. Overall, we observe that our lightweight strategies of few-shot bootstrapping and code execution result in significant performance gains: **exceeding the RMs for 3 out of 4 models and on 6 out of 8 tasks** (while matching them on Zebra and still improving on AIME over CoT).

Model and Method	Instruction		Language			Formal			Avg.
	IFBench	Collie	MuSR	Creativity	Typos	Countdown	AIME	Zebra	
Deepseek v3 (CoT)	35.6	33.3	55.1	76.3	50.2	22.1	34.1	51.1	44.7
+ CoT (2-shot, GFL)	31.3	33.8	52.5	81.9	66.2	50.5	<u>32.9</u>	51.6	50.1
+ CodeAdapt (2-shot, GFL)	56.7	77.9	69.5	86.5	80.4	71.6	40.0	78.2	70.1
Gemini 2-0 Flash (CoT)	33.2	37.9	54.2	78.8	52.9	36.8	36.5	50.0	47.6
+ CoT (2-shot, GFL)	37.7	49.7	<u>58.1</u>	84.7	82.2	38.9	<u>32.9</u>	43.9	53.5
+ CodeAdapt (2-shot, GFL)	54.2	62.1	60.6	86.3	72.4	98.9	43.5	65.8	68.0

Table 2: **Ablation of the CodeAct component of CodeAdapt.** CodeAdapt outperforms similarly trained CoT over almost all settings. Bold indicates the best method (for the given domain and model), while underline indicates not statistically different from the best.

4.3 ABLATION STUDIES

Ablating code-based reasoning. CodeAdapt combines two ingredients: multi-turn code-enabled reasoning (CodeAct) and our novel in-context learning strategy (GFL). The main results above show that GFL is essential for good performance. Now, to test whether GFL alone accounts for the improvements, we apply it to plain chain-of-thought prompting—removing the multi-turn code component. We use two models, DeepSeek and Gemini, for these ablation studies to save cost. Table 2 shows that full CodeAdapt still beats CoT+GFL to a large margin, demonstrating that both the multi-turn code mechanism and the in-context learning procedure are crucial for the performance gains.

Varying turns of reasoning. All previous results use a budget of up to 10 iterative, hybrid reasoning turns. Figure 2 shows that CodeAdapt benefits from more resources: DeepSeek gains 21% and Gemini 15 % performance when allowed 10 turns instead of 2, providing another perspective on inference-time scaling (cf. Muennighoff et al., 2025).

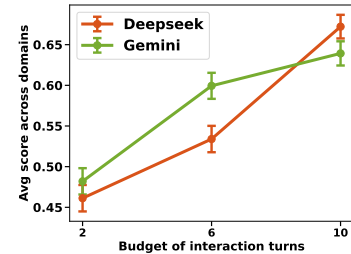


Figure 2: **CodeAdapt performs better with more budget.** Average over all tasks \pm SEM.

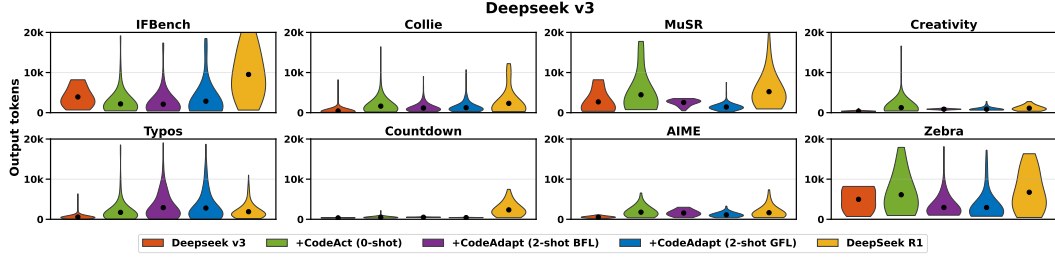


Figure 3: **Token usage for different DeepSeek model setups across tasks.** Each violin plot represents the distribution of output tokens spent over the set of evaluation problems for each task. Dots indicate the means. For most tasks, reasoning models use more tokens than iterative code-enabled strategies like CodeAct and CodeAdapt.

4.4 RESOURCE USAGE

CodeAdapt is much cheaper to train (less than \$25 for a model on all the tasks; see App. Sec. D), and it is also cheaper to run. Compared to RMs, we found that in aggregate CodeAdapt solves tasks 16% to 47% faster using 10% to 80% fewer tokens depending on the model we use (Table 3). Appendix Figures 5 and 6 show that these savings in time and tokens hold across most tasks. Notably, we find that *CodeAdapt uses fewer tokens than 0-shot CodeAct*, suggesting that our lightweight training improves resource efficiency—likely by helping models use the code environment more effectively and reducing errors that demand retries. Overall, CodeAdapt achieves superior performance over chain-of-thought baselines while requiring only marginal additional tokens and time. This contrasts with reasoning models, whose performance gains come at the cost of expensive training while also incurring higher inference overhead.

	Deepseek V3	Gemini 2.0	Qwen 3	Qwen 2.5
Output tokens	43.1%	80.5%	10.3%	53.6%
Computation time	39.2%	43.8%	16.0%	47.5%

Table 3: **CodeAdapt uses fewer resources.** Percent savings of CodeAdapt over corresponding reasoning models averaged across tasks (bold indicates significant difference with a paired t-test, $\alpha = 0.05$).

4.5 ANALYSIS

To understand CodeAdapt’s problem-solving behavior, we conduct a systematic analysis of its reasoning patterns across different tasks. Using 25 reasoning traces per task from Gemini (150 total), we extract both quantitative metrics and qualitative characteristics to assess how the system adapts its strategies to different problem types. We capture several categories of features: (1) *resource usage*: tokens generated, interaction turns; (2) *reasoning strategies*: exhaustive search, task decomposition, iterative refinement, code-use; (3) *strategy adaptation*: strategy switching, debugging; and (4) *metacognitive behaviors*: progress monitoring, expression of uncertainty, resource awareness. For features requiring semantic judgment, we use GPT-4.1-mini as a judge with structured prompts (see Appendix C.2). We also use it to generate descriptions of the reasoning strategy employed by the CodeAdapt agent and use embedding-based similarity measures to compare strategies across and within tasks, e.g., “*The agent employs a hybrid approach, combining expression generation with Python-based evaluation and verification.*”

CodeAdapt tailors strategies to problem demands. Statistical analyses reveal significant variation in reasoning approaches across tasks. Using chi-square tests for binary features and ANOVA for continuous measures ($N = 200$), we find that different tasks elicit distinct reasoning strategies with varying code utilization ($p < 10^{-10}$), verification ($p < 10^{-10}$), strategy switching ($p < 10^{-9}$) exhaustive search ($p < 10^{-10}$), iterative refinement patterns ($p < 4 \times 10^{-3}$), and task decomposition ($p < 0.02$), after Bonferroni corrections. Similarly, metacognitive behaviors related to capability assessment, progress monitoring, and resource management differ significantly across tasks ($p < 10^{-2}$), as do resource usage metrics (output tokens, total tokens, and interaction turns; all $p < 10^{-10}$).

The strategy descriptions generated by our LM judge show significantly higher embedding cosine similarity within tasks than between tasks (Figure 4), providing further evidence that CodeAdapt tailors its approach to the specific demands of each problem class. Tasks with more diverse problems

(IFBench and AIME) exhibit lower intra-task strategy similarity than more homogeneous tasks (e.g., Creativity, Typos, Zebra), indicating fine-grained adaptation even within broader categories.

Each task elicits distinctive reasoning patterns suited to its unique challenges. Zebra problems, which involve systematic constraint satisfaction, lead CodeAdapt (Gemini) to adopt more code-centered approaches ($\sim 80\%$ of trajectories) with systematic symbolic verifications, more exhaustive search approaches ($\sim 80\%$) and relatively little refinement ($\sim 20\%$) or debugging ($\sim 10\%$) compared to other tasks (all $p < 10^{-2}$ compared to average across all tasks, chi-square). By contrast in MuSR, the model rarely leverages any code, while in Typos, it uses comparatively more iterated refinement strategies than in other tasks ($p < 10^{-5}$). Readers can see the diversity of example reasoning strategies in Appendix E.

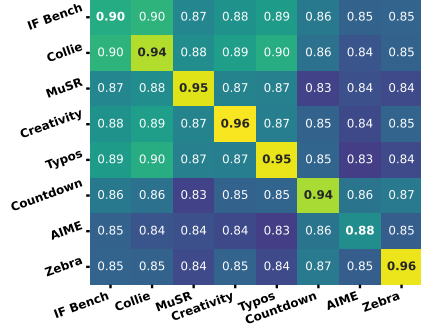


Figure 4: Pairwise cosine distance between embeddings of reasoning strategies.

CodeAdapt blends natural language and code reasoning. The proportion of reasoning occurring in code versus natural language varies dramatically by task—from a predominantly code-based approach (e.g., Zebra, $\sim 80\%$) to hybrid strategies (e.g., AIME, $\sim 20\%$) to language-focused approaches (e.g., Creativity, $\sim 10\%$). This distribution reflects the inherent structure of each problem type: logical constraint problems benefit from systematic symbolic processing, creativity ideation relies more on language, while mathematical problems may involve a blend of language- and code-based reasoning.

CodeAdapt demonstrates metacognitive abilities. Our analyses reveal three distinct types of metacognition in Gemini’s reasoning traces: monitoring of solution progress, awareness of its own limits, and reasoning about resource constraints. The frequency of these metacognitive behaviors varies significantly by task, occurring rarely in MuSR, which often relies on straightforward language reasoning, but frequently in IF Bench, Typos, or AIME, which requires more exploratory and iterative approaches. These metacognitive behaviors often accompanied strategy shifts in response to errors or resource limitations. E.g., after repeatedly failing to satisfy the constraint in an IFBench problem, CodeAdapt reflects on its progress and strategy: *“This is more difficult than I initially anticipated. I keep missing the second-to-last word. I need to be more methodical.”* In Zebra, after using a compute-intensive search method, it notes *“I’ll try to be more efficient with my code and use functions to avoid repetition. I’ll also be more mindful of the time limit.”* In Countdown, it proactively reasons about strategy selection based on cost: *“Given the limited number of turns and the complexity of the problem, I’ll start with the generate and evaluate approach, but I’ll limit the number of attempts to avoid timeouts. [...] If this doesn’t work quickly, I’ll switch to a template-based approach [...]”*.

5 DISCUSSION

Implications for LM research. In this work, we have significantly improved the reasoning capabilities of instruct LMs through the CodeAdapt framework: imbuing them with multi-step agentic code execution and an efficient, self-taught in-context learning procedure. We show that CodeAdapt can allow LMs to match or surpass the corresponding RMs from the same model family. The framework and findings have several implications. One is that modern instruct-tuned LMs already possess strong reasoning abilities even just implicitly. Just like some argue that RL (only) amplifies such abilities in the model (Zhao et al., 2025; Yue et al., 2025), our work indicates that multi-step hybrid reasoning may be another effective (and much cheaper) way to elicit reasoning from LMs. Second, code-based reasoning likely does not just help with formal reasoning tasks—as a representation, code can provide useful abstractions and utilities for many kinds of tasks, and moreover CodeAdapt does not enforce code usage, so it in principle does not lose any generality of natural language. Third, given the simplicity and generality of CodeAdapt, it may serve as an appropriate baseline for many future models and tasks. Lastly, as much recent work begins to explore, hybrid reasoning is synergistic to RL training—RL can significantly boost multi-step tool use just like it does for CoT-only reasoning (Feng et al., 2025; Qian et al., 2025), so going forward ways of combining RL and CodeAdapt might lead to versatile and powerful systems.

Limitations and future work. In addition to the common limitations on model variation and task coverage in LM reasoning research, we do not claim CodeAdapt, although already highly effective, is the best way to elicit reasoning from instruct LMs, leaving the search for better alternatives to CodeAct and GFL for future work. We also do not claim that LMs with CodeAdapt can replace RMs—there will be many tasks where RMs still perform better (like AIME). At the same time, with respect to the fairly impressive and perhaps surprising performance of CodeAdapt, it would be valuable work to consider how to extend the system. Adding more tools (e.g., web search) or importing more libraries (e.g., for data analysis), training the model to be better at controlling resource usage (cf. Aggarwal & Welleck, 2025; Hou et al., 2025), and allowing the model to call other models in code (cf. Hu et al., 2024a; Grand et al., 2025) would all be exciting directions of research.

Connections to human cognition. As motivated in the introduction, our work has direct connections to theories of human cognition. Program-like representations have long been proposed to account for humans’ systematicity in thought and efficiency in learning (Fodor, 1975; Goodman et al., 2008; Lake et al., 2015; Chollet, 2019; Quilty-Dunn et al., 2023). Our work suggests similar patterns with LM reasoning agents. It not only provides indirect support for the “mental programs” view but also possibly sheds new light: natural language itself, which can be represented as string variables and is a principal component of CodeAdapt, may constitute primitive representations in the mind as well. In other words, a formal language that encompasses, rather than excludes, natural language may be closer to the true human “Language of Thought” (Porot & Mandelbaum, 2025), given how seamlessly they can work together in AI systems like CodeAdapt. Additionally, our learning procedure GFL bakes measures of generalization explicitly into the objective, which can be seen as a humanlike form of rational learning (Griffiths et al., 2024), and the fact that humans learn from diverse and even self-generated signals beyond simple correctness measures and employ many different forms of learning should continue to provide inspirations for building more humanlike or human-compatible AI architectures (Rule et al., 2020; Sumers et al., 2023).

REFERENCES

- Pranjal Aggarwal and Sean Welleck. L1: Controlling how long a reasoning model thinks with reinforcement learning. *arXiv preprint arXiv:2503.04697*, 2025.
- Pranjal Aggarwal, Seungone Kim, Jack Lanchantin, Sean Welleck, Jason Weston, Ilia Kulikov, and Swarnadeep Saha. Optimalthinkingbench: Evaluating over and underthinking in llms. *arXiv preprint arXiv:2508.13141*, 2025.
- Lakshya A Agrawal, Shangyin Tan, Dilara Soylu, Noah Ziemis, Rishi Khare, Krista Opsahl-Ong, Arnav Singhvi, Herumb Shandilya, Michael J Ryan, Meng Jiang, et al. Gepa: Reflective prompt evolution can outperform reinforcement learning. *arXiv preprint arXiv:2507.19457*, 2025.
- Lukas Berglund, Meg Tong, Max Kaufmann, Mikita Balesni, Asa Cooper Stickland, Tomasz Korbak, and Owain Evans. The reversal curse: LLMs trained on “a is b” fail to learn “b is a”. *arXiv preprint arXiv:2309.12288*, 2023.
- Maciej Besta, Nils Blach, Ales Kubicek, Robert Gerstenberger, Michal Podstawski, Lukas Gianinazzi, Joanna Gajda, Tomasz Lehmann, Hubert Niewiadomski, Piotr Nyczyk, et al. Graph of thoughts: Solving elaborate problems with large language models. In *Proceedings of the AAAI conference on artificial intelligence*, volume 38, pp. 17682–17690, 2024.
- George Boole. *An investigation of the Laws of Thought*. Walton & Maberly, 1854.
- Kevin Chen, Marco Cusumano-Towner, Brody Huval, Aleksei Petrenko, Jackson Hamburger, Vladlen Koltun, and Philipp Krähenbühl. Reinforcement learning for long-horizon interactive llm agents. *arXiv preprint arXiv:2502.01600*, 2025a.
- Qiguang Chen, Libo Qin, Jinhao Liu, Dengyun Peng, Jiannan Guan, Peng Wang, Mengkang Hu, Yuhang Zhou, Te Gao, and Wanxiang Che. Towards reasoning era: A survey of long chain-of-thought for reasoning large language models. *arXiv preprint arXiv:2503.09567*, 2025b.
- Wenhu Chen, Xueguang Ma, Xinyi Wang, and William W. Cohen. Program of thoughts prompting: Disentangling computation from reasoning for numerical reasoning tasks. *Transactions on Machine Learning Research*, 2023. ISSN 2835-8856. URL <https://openreview.net/forum?id=YfZ4ZPt8zd>.

- Yongchao Chen, Harsh Jhamtani, Srinagesh Sharma, Chuchu Fan, and Chi Wang. Steering large language models between code execution and textual reasoning. *arXiv preprint arXiv:2410.03524*, 2024.
- François Chollet. On the measure of intelligence. *arXiv preprint arXiv:1911.01547*, 2019.
- Hyung Won Chung, Le Hou, Shayne Longpre, Barret Zoph, Yi Tay, William Fedus, Yunxuan Li, Xuezhi Wang, Mostafa Dehghani, Siddhartha Brahma, et al. Scaling instruction-finetuned language models. *Journal of Machine Learning Research*, 25(70):1–53, 2024.
- Stanislas Dehaene, Fosca Al Roumi, Yair Lakretz, Samuel Planton, and Mathias Sablé-Meyer. Symbols and mental programs: a hypothesis about human singularity. *Trends in Cognitive Sciences*, 26(9):751–766, 2022.
- Weihua Du, Pranjal Aggarwal, Sean Welleck, and Yiming Yang. Agentic-r1: Distilled dual-strategy reasoning. *arXiv preprint arXiv:2507.05707*, 2025.
- Jiazhan Feng, Shijue Huang, Xingwei Qu, Ge Zhang, Yujia Qin, Baoquan Zhong, Chengquan Jiang, Jinxin Chi, and Wanjun Zhong. Retool: Reinforcement learning for strategic tool use in llms. *arXiv preprint arXiv:2504.11536*, 2025.
- Chrisantha Fernando, Dylan Banarse, Henryk Michalewski, Simon Osindero, and Tim Rocktäschel. Promptbreeder: Self-referential self-improvement via prompt evolution. *arXiv preprint arXiv:2309.16797*, 2023.
- Jerry A. Fodor. *The Language of Thought*. Harvard University Press, 1975.
- Kanishk Gandhi, Denise H J Lee, Gabriel Grand, Muxin Liu, Winson Cheng, Archit Sharma, and Noah Goodman. Stream of search (sos): Learning to search in language. In *First Conference on Language Modeling*, 2024. URL <https://openreview.net/forum?id=2cop2jmQVL>.
- Luyu Gao, Aman Madaan, Shuyan Zhou, Uri Alon, Pengfei Liu, Yiming Yang, Jamie Callan, and Graham Neubig. Pal: Program-aided language models. In *International Conference on Machine Learning*, pp. 10764–10799. PMLR, 2023.
- Gemini Team, Gheorghe Comanici, Eric Bieber, Mike Schaekermann, Ice Pasupat, Noveen Sachdeva, Inderjit Dhillon, Marcel Blistein, Ori Ram, Dan Zhang, Evan Rosen, et al. Gemini 2.5: Pushing the frontier with advanced reasoning, multimodality, long context, and next generation agentic capabilities. *arXiv preprint arXiv:2507.06261*, 2025.
- Noah D Goodman, Joshua B Tenenbaum, Jacob Feldman, and Thomas L Griffiths. A rational analysis of rule-based concept learning. *Cognitive science*, 32(1):108–154, 2008.
- Gabriel Grand, Joshua B Tenenbaum, Vikash K Mansinghka, Alexander K Lew, and Jacob Andreas. Self-steering language models. *arXiv preprint arXiv:2504.07081*, 2025.
- Thomas L Griffiths, Nick Chater, and Joshua B Tenenbaum. *Bayesian models of cognition: Reverse engineering the mind*. MIT Press, 2024.
- Daya Guo, Dejian Yang, Haowei Zhang, Junxiao Song, Peiyi Wang, Qihao Zhu, Runxin Xu, Ruoyu Zhang, Shirong Ma, Xiao Bi, et al. Deepseek-r1 incentivizes reasoning in llms through reinforcement learning. *Nature*, 645(8081):633–638, 2025.
- Simeng Han, Tianyu Liu, Chuhan Li, Xuyuan Xiong, and Arman Cohan. Hybridmind: Meta selection of natural language and symbolic language for enhanced llm reasoning. *arXiv preprint arXiv:2409.19381*, 2024.
- Bairu Hou, Yang Zhang, Jiabao Ji, Yujian Liu, Kaizhi Qian, Jacob Andreas, and Shiyu Chang. Thinkprune: Pruning long chain-of-thought of llms via reinforcement learning. *arXiv preprint arXiv:2504.01296*, 2025.
- Shengran Hu, Cong Lu, and Jeff Clune. Automated design of agentic systems. *arXiv preprint arXiv:2408.08435*, 2024a.

- Wenyang Hu, Yao Shu, Zongmin Yu, Zhaoxuan Wu, Xiaoqiang Lin, Zhongxiang Dai, See-Kiong Ng, and Bryan Kian Hsiang Low. Localized zeroth-order prompt optimization. *Advances in Neural Information Processing Systems*, 37:86309–86345, 2024b.
- Kexin Huang, Serena Zhang, Hanchen Wang, Yuanhao Qu, Yingzhou Lu, Yusuf Roohani, Ryan Li, Lin Qiu, Gavin Li, Junze Zhang, et al. Biomni: A general-purpose biomedical ai agent. *biorxiv*, 2025.
- Binyuan Hui, Jian Yang, Zeyu Cui, Jiaxi Yang, Dayiheng Liu, Lei Zhang, Tianyu Liu, Jiajun Zhang, Bowen Yu, Keming Lu, et al. Qwen2.5-coder technical report. *arXiv preprint arXiv:2409.12186*, 2024.
- Omar Khattab, Arnav Singhvi, Paridhi Maheshwari, Zhiyuan Zhang, Keshav Santhanam, Sri Vardhamanan, Saiful Haq, Ashutosh Sharma, Thomas T Joshi, Hanna Moazam, et al. Dspy: Compiling declarative language model calls into self-improving pipelines. *arXiv preprint arXiv:2310.03714*, 2023.
- Takeshi Kojima, Shixiang Shane Gu, Machel Reid, Yutaka Matsuo, and Yusuke Iwasawa. Large language models are zero-shot reasoners. In *Advances in neural information processing systems*, volume 35, pp. 22199–22213, 2022.
- Brenden M Lake, Ruslan Salakhutdinov, and Joshua B Tenenbaum. Human-level concept learning through probabilistic program induction. *Science*, 350(6266):1332–1338, 2015.
- Brenden M Lake, Tomer D Ullman, Joshua B Tenenbaum, and Samuel J Gershman. Building machines that learn and think like people. *Behavioral and brain sciences*, 40:e253, 2017.
- Chengshu Li, Jacky Liang, Andy Zeng, Xinyun Chen, Karol Hausman, Dorsa Sadigh, Sergey Levine, Li Fei-Fei, Fei Xia, and Brian Ichter. Chain of code: Reasoning with a language model-augmented code emulator. In *International Conference on Machine Learning*, pp. 28259–28277. PMLR, 2024.
- Zhong-Zhi Li, Duzhen Zhang, Ming-Liang Zhang, Jiaxin Zhang, Zengyan Liu, Yuxuan Yao, Haotian Xu, Junhao Zheng, Pei-Jie Wang, Xiuyi Chen, et al. From system 1 to system 2: A survey of reasoning large language models. *arXiv preprint arXiv:2502.17419*, 2025.
- Jacky Liang, Wenlong Huang, Fei Xia, Peng Xu, Karol Hausman, Brian Ichter, Pete Florence, and Andy Zeng. Code as policies: Language model programs for embodied control. *arXiv preprint arXiv:2209.07753*, 2022.
- Falk Lieder and Thomas L Griffiths. Resource-rational analysis: Understanding human cognition as the optimal use of limited computational resources. *Behavioral and brain sciences*, 43:e1, 2020.
- Aixin Liu, Bei Feng, Bing Xue, Bingxuan Wang, Bochao Wu, Chengda Lu, Chenggang Zhao, Chengqi Deng, Chenyu Zhang, Chong Ruan, et al. Deepseek-v3 technical report. *arXiv preprint arXiv:2412.19437*, 2024.
- Zichen Liu, Changyu Chen, Wenjun Li, Penghui Qi, Tianyu Pang, Chao Du, Wee Sun Lee, and Min Lin. Understanding r1-zero-like training: A critical perspective. *arXiv preprint arXiv:2503.20783*, 2025.
- Aman Madaan, Niket Tandon, Prakhar Gupta, Skyler Hallinan, Luyu Gao, Sarah Wiegrefe, Uri Alon, Nouha Dziri, Shrimai Prabhumoye, Yiming Yang, et al. Self-refine: Iterative refinement with self-feedback. *Advances in Neural Information Processing Systems*, 36, 2023.
- Kyle Mahowald, Anna A Ivanova, Idan A Blank, Nancy Kanwisher, Joshua B Tenenbaum, and Evelina Fedorenko. Dissociating language and thought in large language models. *Trends in cognitive sciences*, 28(6):517–540, 2024.
- Niklas Muennighoff, Zitong Yang, Weijia Shi, Xiang Lisa Li, Li Fei-Fei, Hannaneh Hajishirzi, Luke Zettlemoyer, Percy Liang, Emmanuel Candès, and Tatsunori Hashimoto. s1: Simple test-time scaling. *arXiv preprint arXiv:2501.19393*, 2025.
- Shikhar Murty, Christopher Manning, Peter Shaw, Mandar Joshi, and Kenton Lee. Bagel: Bootstrapping agents by guiding exploration with language. *arXiv preprint arXiv:2403.08140*, 2024.

- Maxwell Nye, Anders Johan Andreassen, Guy Gur-Ari, Henryk Michalewski, Jacob Austin, David Bieber, David Dohan, Aitor Lewkowycz, Maarten Bosma, David Luan, et al. Show your work: Scratchpads for intermediate computation with language models. *arXiv preprint arXiv:2112.00114*, 2021.
- Theo X Olausson, Alex Gu, Benjamin Lipkin, Cedegao E Zhang, Armando Solar-Lezama, Joshua B Tenenbaum, and Roger Levy. Linc: A neurosymbolic approach for logical reasoning by combining language models with first-order logic provers. *arXiv preprint arXiv:2310.15164*, 2023.
- Jay A Olson, Johnny Nahas, Denis Chmoulevitch, Simon J Cropper, and Margaret E Webb. Naming unrelated words predicts creativity. *Proceedings of the National Academy of Sciences*, 118(25): e2022340118, 2021.
- OpenAI, Aaron Jaech, Adam Kalai, Adam Lerer, Adam Richardson, Ahmed El-Kishky, Aiden Low, Alec Helyar, Aleksander Madry, Alex Beutel, Alex Carney, et al. Openai o1 system card. *arXiv preprint arXiv:2412.16720*, 2024.
- Jeffrey Pennington, Richard Socher, and Christopher D Manning. Glove: Global vectors for word representation. In *Proceedings of the 2014 conference on empirical methods in natural language processing (EMNLP)*, pp. 1532–1543, 2014.
- Long Phan, Alice Gatti, Ziwen Han, Nathaniel Li, Josephina Hu, Hugh Zhang, Chen Bo Calvin Zhang, Mohamed Shaaban, John Ling, Sean Shi, et al. Humanity’s last exam. *arXiv preprint arXiv:2501.14249*, 2025.
- Nicolas Porot and Eric Mandelbaum. The Language of Thought Hypothesis. In Michael C. Frank and Asifa Majid (eds.), *Open Encyclopedia of Cognitive Science*. MIT Press, sep 10 2025. <https://oecs.mit.edu/pub/64sucmct>.
- Valentina Pyatkin, Saumya Malik, Victoria Graf, Hamish Ivison, Shengyi Huang, Pradeep Dasigi, Nathan Lambert, and Hannaneh Hajishirzi. Generalizing verifiable instruction following. *arXiv preprint arXiv:2507.02833*, 2025.
- Cheng Qian, Emre Can Acikgoz, Qi He, Hongru Wang, Xiusi Chen, Dilek Hakkani-Tür, Gokhan Tur, and Heng Ji. Toolrl: Reward is all tool learning needs. *arXiv preprint arXiv:2504.13958*, 2025.
- Jake Quilty-Dunn, Nicolas Porot, and Eric Mandelbaum. The best game in town: The reemergence of the language-of-thought hypothesis across the cognitive sciences. *Behavioral and Brain Sciences*, 46:e261, 2023.
- Qwen Team. Qwq-32b: Embracing the power of reinforcement learning. <https://qwenlm.github.io/blog/qwq-32b/>, March 6 2025.
- Matthew Renze and Erhan Guven. Self-reflection in llm agents: Effects on problem-solving performance. *arXiv preprint arXiv:2405.06682*, 2024.
- Joshua S Rule, Joshua B Tenenbaum, and Steven T Piantadosi. The child as hacker. *Trends in cognitive sciences*, 24(11):900–915, 2020.
- Stuart Russell and Peter Norvig. *Artificial Intelligence: A Modern Approach*. Pearson, 4 edition, 2020.
- Pranab Sahoo, Ayush Kumar Singh, Sriparna Saha, Vinija Jain, Samrat Mondal, and Aman Chadha. A systematic survey of prompt engineering in large language models: Techniques and applications. *arXiv preprint arXiv:2402.07927*, 2024.
- Adam Santoro, Andrew Lampinen, Kory Mathewson, Timothy Lillicrap, and David Raposo. Symbolic behaviour in artificial intelligence. *arXiv preprint arXiv:2102.03406*, 2021.
- Zhihong Shao, Peiyi Wang, Qihao Zhu, Runxin Xu, Junxiao Song, Xiao Bi, Haowei Zhang, Mingchuan Zhang, YK Li, Yang Wu, et al. Deepseekmath: Pushing the limits of mathematical reasoning in open language models. *arXiv preprint arXiv:2402.03300*, 2024.

- Noah Shinn, Federico Cassano, Ashwin Gopinath, Karthik Narasimhan, and Shunyu Yao. Reflexion: Language agents with verbal reinforcement learning. *Advances in Neural Information Processing Systems*, 36:8634–8652, 2023.
- Herbert A Simon et al. Theories of bounded rationality. *Decision and organization*, 1(1):161–176, 1972.
- Dilara Soylu, Christopher Potts, and Omar Khattab. Fine-tuning and prompt optimization: Two great steps that work better together. *arXiv preprint arXiv:2407.10930*, 2024.
- Zayne Sprague, Fangcong Yin, Juan Diego Rodriguez, Dongwei Jiang, Manya Wadhwa, Prasann Singhal, Xinyu Zhao, Xi Ye, Kyle Mahowald, and Greg Durrett. To cot or not to cot? chain-of-thought helps mainly on math and symbolic reasoning. *arXiv preprint arXiv:2409.12183*, 2024.
- Yang Sui, Yu-Neng Chuang, Guanchu Wang, Jiamu Zhang, Tianyi Zhang, Jiayi Yuan, Hongyi Liu, Andrew Wen, Shaochen Zhong, Na Zou, et al. Stop overthinking: A survey on efficient reasoning for large language models. *arXiv preprint arXiv:2503.16419*, 2025.
- Theodore Sumers, Shunyu Yao, Karthik Narasimhan, and Thomas Griffiths. Cognitive architectures for language agents. *Transactions on Machine Learning Research*, 2023.
- Hemish Veeraboina. Aime problem set 1983-2024, 2023. URL <https://www.kaggle.com/datasets/hemishveeraboina/aime-problem-set-1983-2024>.
- Xingchen Wan, Ruoxi Sun, Hootan Nakhost, and Sercan Arik. Teach better or show smarter? on instructions and exemplars in automatic prompt optimization. *Advances in Neural Information Processing Systems*, 37:58174–58244, 2024.
- Lei Wang, Wanyu Xu, Yihuai Lan, Zhiqiang Hu, Yunshi Lan, Roy Ka-Wei Lee, and Ee-Peng Lim. Plan-and-solve prompting: Improving zero-shot chain-of-thought reasoning by large language models. *arXiv preprint arXiv:2305.04091*, 2023.
- Xingyao Wang, Yangyi Chen, Lifan Yuan, Yizhe Zhang, Yunzhu Li, Hao Peng, and Heng Ji. Executable code actions elicit better llm agents. In *Forty-first International Conference on Machine Learning*, 2024a.
- Xingyao Wang, Boxuan Li, Yufan Song, Frank F. Xu, Xiangru Tang, Mingchen Zhuge, Jiayi Pan, Yueqi Song, Bowen Li, Jaskirat Singh, Hoang H. Tran, Fuqiang Li, Ren Ma, Mingzhang Zheng, Bill Qian, Yanjun Shao, Niklas Muennighoff, Yizhe Zhang, Binyuan Hui, Junyang Lin, Robert Brennan, Hao Peng, Heng Ji, and Graham Neubig. Openhands: An open platform for AI software developers as generalist agents. In *The Thirteenth International Conference on Learning Representations*, 2025. URL <https://openreview.net/forum?id=0Jd3ayDDoF>.
- Zhiruo Wang, Zhoujun Cheng, Hao Zhu, Daniel Fried, and Graham Neubig. What are tools anyway? a survey from the language model perspective. *arXiv preprint arXiv:2403.15452*, 2024b.
- Jason Wei, Xuezhi Wang, Dale Schuurmans, Maarten Bosma, Fei Xia, Ed Chi, Quoc V Le, Denny Zhou, et al. Chain-of-thought prompting elicits reasoning in large language models. *Advances in neural information processing systems*, 35:24824–24837, 2022.
- Colin White, Samuel Dooley, Manley Roberts, Arka Pal, Benjamin Feuer, Siddhartha Jain, Ravid Shwartz-Ziv, Neel Jain, Khalid Saifullah, Sreemanti Dey, Shubh-Agrawal, Sandeep Singh Sandha, Siddhartha Venkat Naidu, Chinmay Hegde, Yann LeCun, Tom Goldstein, Willie Neiswanger, and Micah Goldblum. Livebench: A challenging, contamination-free LLM benchmark. In *The Thirteenth International Conference on Learning Representations*, 2025.
- Jules White, Quchen Fu, Sam Hays, Michael Sandborn, Carlos Olea, Henry Gilbert, Ashraf Elnashar, Jesse Spencer-Smith, and Douglas C Schmidt. A prompt pattern catalog to enhance prompt engineering with chatgpt. *arXiv preprint arXiv:2302.11382*, 2023.
- Lionel Wong, Jiayuan Mao, Pratyusha Sharma, Zachary S Siegel, Jiahai Feng, Noa Korneev, Joshua B Tenenbaum, and Jacob Andreas. Learning adaptive planning representations with natural language guidance. *arXiv preprint arXiv:2312.08566*, 2023.

- Zhaofeng Wu, Linlu Qiu, Alexis Ross, Ekin Akyürek, Boyuan Chen, Bailin Wang, Najoung Kim, Jacob Andreas, and Yoon Kim. Reasoning or reciting? exploring the capabilities and limitations of language models through counterfactual tasks. In Kevin Duh, Helena Gomez, and Steven Bethard (eds.), *Proceedings of the 2024 Conference of the North American Chapter of the Association for Computational Linguistics: Human Language Technologies (Volume 1: Long Papers)*, pp. 1819–1862, Mexico City, Mexico, June 2024. Association for Computational Linguistics.
- Daniel Wurgaft, Ben Prystawski, Kanishk Gandhi, Cedegao E Zhang, Joshua B Tenenbaum, and Noah D Goodman. Scaling up the think-aloud method. *arXiv preprint arXiv:2505.23931*, 2025.
- Jinyu Xiang, Jiayi Zhang, Zhaoyang Yu, Fengwei Teng, Jinhao Tu, Xinbing Liang, Sirui Hong, Chenglin Wu, and Yuyu Luo. Self-supervised prompt optimization. *arXiv preprint arXiv:2502.06855*, 2025.
- An Yang, Anfeng Li, Baosong Yang, Beichen Zhang, Binyuan Hui, Bo Zheng, Bowen Yu, Chang Gao, Chengen Huang, Chenxu Lv, et al. Qwen3 technical report. *arXiv preprint arXiv:2505.09388*, 2025.
- John Yang, Carlos Jimenez, Alexander Wettig, Kilian Lieret, Shunyu Yao, Karthik Narasimhan, and Ofir Press. Swe-agent: Agent-computer interfaces enable automated software engineering. *Advances in Neural Information Processing Systems*, 37:50528–50652, 2024.
- Shunyu Yao, Howard Chen, Austin W. Hanjie, Runzhe Yang, and Karthik Narasimhan. Collie: Systematic construction of constrained text generation tasks, 2023a.
- Shunyu Yao, Dian Yu, Jeffrey Zhao, Izhak Shafran, Tom Griffiths, Yuan Cao, and Karthik Narasimhan. Tree of thoughts: Deliberate problem solving with large language models. *Advances in neural information processing systems*, 36:11809–11822, 2023b.
- Shunyu Yao, Jeffrey Zhao, Dian Yu, Nan Du, Izhak Shafran, Karthik Narasimhan, and Yuan Cao. React: Synergizing reasoning and acting in language models. In *International Conference on Learning Representations (ICLR)*, 2023c.
- Yang Yue, Zhiqi Chen, Rui Lu, Andrew Zhao, Zhaokai Wang, Shiji Song, and Gao Huang. Does reinforcement learning really incentivize reasoning capacity in llms beyond the base model? *arXiv preprint arXiv:2504.13837*, 2025.
- Mert Yuksekgonul, Federico Bianchi, Joseph Boen, Sheng Liu, Zhi Huang, Carlos Guestrin, and James Zou. Textgrad: Automatic "differentiation" via text. *arXiv e-prints*, pp. arXiv–2406, 2024.
- Eric Zelikman, Yuhuai Wu, Jesse Mu, and Noah Goodman. STaR: Bootstrapping reasoning with reasoning. In *Advances in Neural Information Processing Systems*, volume 35, pp. 15476–15488, 2022.
- Rosie Zhao, Alexandru Meterez, Sham Kakade, Cengiz Pehlevan, Samy Jelassi, and Eran Malach. Echo chamber: RL post-training amplifies behaviors learned in pretraining. *arXiv preprint arXiv:2504.07912*, 2025.
- Chujie Zheng, Shixuan Liu, Mingze Li, Xiong-Hui Chen, Bowen Yu, Chang Gao, Kai Dang, Yuqiong Liu, Rui Men, An Yang, et al. Group sequence policy optimization. *arXiv preprint arXiv:2507.18071*, 2025.
- Denny Zhou, Nathanael Schärli, Le Hou, Jason Wei, Nathan Scales, Xuezhi Wang, Dale Schuurmans, Claire Cui, Olivier Bousquet, Quoc Le, et al. Least-to-most prompting enables complex reasoning in large language models. *arXiv preprint arXiv:2205.10625*, 2022a.
- Pei Zhou, Jay Pujara, Xiang Ren, Xinyun Chen, Heng-Tze Cheng, Quoc V Le, Ed Chi, Denny Zhou, Swaroop Mishra, and Huaixiu Steven Zheng. Self-discover: Large language models self-compose reasoning structures. *Advances in Neural Information Processing Systems*, 37:126032–126058, 2024.
- Yongchao Zhou, Andrei Ioan Muresanu, Ziwen Han, Keiran Paster, Silviu Pitis, Harris Chan, and Jimmy Ba. Large language models are human-level prompt engineers. In *The eleventh international conference on learning representations*, 2022b.

A BENCHMARKS DETAILS

This section provides additional details about the selection and adaptation of the domains and tasks we employ for evaluation.

Instruction following For this domain, we take all 294 test problems from **IFBench**. For our second task, we choose problems from the Collie constrained generation benchmark (Yao et al., 2023a), which contains 13 problem groups. Among them, the original GPT-4 has scored above 90% on four groups and below 65% on the rest (most of which much lower), so we randomly select 200 problems from those nine challenging groups as our second task **Collie**. All problems in this domain are objectively verifiable.

Language processing For this domain, our first task is **MuSR**, and we take all problems from the most challenging “object placement” category, where there are 64 passages each with 4 questions. Each passage constitutes a problem. The second task is a novel word generation task that is based on the well-known Divergent Association Task in psychology that intends to measure human creativity (Olson et al., 2021). The original task asks people to come up with 10 nouns that are as different from each other as possible, and scoring is based on GloVe word similarities (Pennington et al., 2014). Here, we convert this setup into a benchmark design. For each problem, 3 seed words are given, and the goal is to come up with 7 words that are as different from each other and also as different from the 3 given words as possible. So each problem vary the seed words. We use Grok 3 (a strong model not studied in this work) to come up with the seed words based on initial human provided examples and we manually review the generation. The resulting task **Creativity** consists of 60 problems (similar to the size of most LiveBench language tasks), where 20 are with given concrete nouns, 20 are with given abstract nouns, and 20 are with their combinations. Similar to the original psychological test, scores are computed over 5 out of the 7 words to account for invalid responses. Most humans score around 75-85 in the original setting according to Olson et al. (2021). The third task **Typos** is taken from LiveBench, where each problem demands a typo-free version of the original input passage. **MuSR** and **Typos** have objective answers.

Formal reasoning For this domain, we include tasks that involve mathematical and logical reasoning—important areas where LMs’ performance rapidly improves, partly due to the rise of RMs, but still lacks robustness. The first task in this domain is a novel one, inspired by the commonly used 24 game and variants (sometimes called “Countdown”) for studying LM and human reasoning (e.g., Yao et al., 2023b; Gandhi et al., 2024; Wurgaft et al., 2025). Here we create a variant where the agent is given numbers 1 to 10 (ten numbers), and the goal is to reach a target number n using each number exactly once with basic arithmetic operations. Our task **Countdown** includes all integers n from 1 to 100, thus a benchmark with 100 problems. The second task is **AIME**: US high school math olympiad problems. We take all problems from the years 2023, 2024, and 2025. The third task, **Zebra**, directly comes from LiveBench. It is also called Einstein puzzles, which are logical problems that have a constrain satisfaction formal structure. All problems in this domain have objective answers.

B MODEL DETAILS

We use a balanced decoding temperature $T = 0.5$ for all models and settings.

Models used: We select 4 models (from three providers, of different sizes and architectures, including primarily open-weight but also API-only ones): gemini-2.0-flash-001 from Google (Gemini Team et al., 2025), qwen2.5-coder-32B-instruct (Hui et al., 2024) and qwen3-30b-a3b-instruct-2507 (Yang et al., 2025) from Alibaba, and deepseek-v3 from DeepSeek (Liu et al., 2024). The last two have direct corresponding reasoning models: qwen3-30b-a3b-thinking-2507 and deepseek-r1 (Guo et al., 2025). For Gemini, gemini-flash-2.0-flash-thinking is no longer available, so we use gemini-2.5-flash-lite-thinking, which has the same pricing structure with gemini-2.0-flash and Google explicitly compares these two model families (2.5 Flash Lite and 2.0 Flash) in their release posts (Gemini Team et al., 2025). For Qwen 2.5, we choose QwQ-32B, which is the only reasoning model in the Qwen 2.5 series and has the same model size (Qwen Team, 2025). We run the DeepSeek

and Qwen 3 models through the Fireworks inference platform and the Qwen 2.5 models through the Together inference platform. For reasoning trace analysis, we use gpt-4.1-mini-2025-04-14.

CodeAdapt: Each problem solving attempt allows at most 16k output tokens and 4 minutes of execution time. Each language model call can generate at most 4096 tokens. We give the model 10 turns to solve the problem, and if it fails to provide a final answer within 10 turns we give it an additional turn to make a final guess. Each turn has a timeout of 60 seconds.

Below is the pseudocode for the high-level reasoning loop between the language and code modules in CodeAdapt.

Algorithm 2 CodeAdapt Reasoning Loop

```
1: state  $\leftarrow$  initialize_state()
2: while not completed and budget not exhausted do
3:   reasoning_step  $\leftarrow$  LM(task, feedback, remaining_budget)
4:   code_cells, return_value  $\leftarrow$  parse(reasoning_step)
5:   for cell in code_cells do
6:     state.add_cell(cell.name, cell.code)
7:     result, state  $\leftarrow$  execute_code(cell)
8:     feedback.add(result)
9:   end for
10:  if return_value then
11:    return extract_answer(return_value)
12:  end if
13:  remaining_budget  $\leftarrow$  update_budget(budget)
14: end while
15: return 'Budget exhausted'
```

C PROMPT DETAILS

The code module formats its feedback in the following way:

- Parsing: it parses the message from the language module to identify code-cells and answer-submission commands.
- Code execution: it then proceeds to execute code cells and update its internal state accordingly.
- Error tracing: if the code fails to execute, it generates an error trace.
- Feedback formatting: if the code fails, the error is showed in `<error cell=cell_name></error>` tags. If the code runs correctly, its printed output is shown in `<output cell=cell_name></output>` tags. When the code does not produce any output, the feedback reads *"Cell {cell_name} has been executed but returned no output"*. Finally, the feedback indicates the used and remaining computation time, output tokens, and interaction turns. This formatted message is appended to the conversation and sent back to the meta-reasoner. Examples of feedback can be seen in the reasoning traces shown in Appendix Section E.

C.1 CODEADAPT PROMPTS

CodeAdapt prompts structures

[Learning Prompt]

{system_prompt}

You must begin your message with `<turn>` and end it with `</turn>`. You must write code within code tags, including both the xml tags and the markdown tags:

```
<code name="cell_name">
```python
code goes here
print("Hello, world!")
```
</code>
```

At the end of your message, you MUST return your answer using either `<return>Answer text goes here</return>` or `<return var="variable_name">`. Please still follow any problem-specific instructions about the output format.

NEW PROBLEM

{problem}

[Evaluation Prompt]

{system_prompt}

{training_examples}

Please use these examples as inspirations to solve the problem, while being creative, flexible, and adaptive. You must begin your message with `<turn>` and end it with `</turn>`. You must write code within code tags, including both the xml tags and the markdown tags:

```
<code name="cell_name">
```python
code goes here
print("Hello, world!")
```
</code>
```


At the end of your message, you MUST return your answer using either `<return>Answer` text goes here`</return>` or `<return var="variable_name">`. Please still follow any problem-specific instructions about the output format.

NEW PROBLEM

{problem}

CodeAdapt System Prompt

Problem-Solving Agent Instructions

You are a genius problem solver and an expert Python programmer. You solve problems using a metacognitive approach: you think through challenging tasks using a blend of natural language reasoning and executable code - your natural language articulates both direct reasoning and strategic planning (meta-reasoning), while your code is interpreted and executed by a Python environment, allowing you to perform reasoning through computational operations. You excel at this way of writing reasoning programs.

How to interact

You ("Assistant")

1. Think and plan in natural language

2. Write code cells:

`<code name="cell_name">`

````python`

`# your_code_here`

`print('print information you want to observe')`

`````

`</code>`

Info:

- All Python code must be written within code cells
- Previous cells can be overwritten
- Close cells with `</code>`
- Use print statement to observe code variables and results of computation

3. Return your final answer with:

`<return>answer in plain text</return>`

or

`<return var="answer_variable">` where `answer_variable` is a string

Info:

- Answers variable and answers in plain text must be strings
- When you return your answer, your message should not contain other code blocks. Do all the necessary code-based reasoning beforehand

Reasoning Workspace ("User"):

- Executes code and update the `global_dict` state
- Provides outputs in `<output name="cell_name">` tags
- Provides possible errors in `<error name="cell_name">` tags
- Provides information remaining reasoning budget (maximum tokens, computation time, and interaction steps)

Iterative reasoning

Reasoning will occur over up to 10 reasoning turns between you and the reasoning workspace. Each message will implement reasoning through language generation and code. When you need code to be executed, or you are ready to return an answer, you can send your message to the reasoning workspace so it can be parsed and executed. Each of your messages can include several code cells. Do not terminate a message before you actually need feedback from the system.

Programming Environment

You can use any Python builtins. The following libraries are preloaded and can be used directly:

`<code name="libraries">`

````python`

`import collections`

`import copy`

`from enum import Enum`

`import itertools`

`import json`

`import math`

`import random`

`import re`

`import string`

`from typing import *`

`import numpy as np`

`import scipy`

`import sympy as sp`

`````

```

</code>
You are NOT allowed to import or use any other libraries (trying to import or use other libraries will result
in an error). These here are ALREADY IMPORTED, no need to import them.

Variables persist between code cells (like in Jupyter).

You do not have access to Internet links. Do not write asynchronous functions.

## Reasoning tips

Here is a list of advice and information about how to reason well:
- First analyze the problem. You can think about different possible solving strategies, evaluate them, then
  pick the most promising
- Given that strategy, list all possible things that could go wrong, and find a way to prevent these errors
  and mistakes
- Break problems into steps and subproblems whenever possible
- Single messages can include multiple code cells
- Be obsessive about evaluating your answers and intermediate results
- Verify that your solution meets all requirements, using code when possible
- Code-based verification functions must provide useful feedback so you know what went wrong and how to
  improve your solution
- Keep your code modular. Efficiently define and store important variables for later reuse
- Use print() to inspect useful variables

## Formatting tips
- Be mindful of the number of reasoning steps: fill each message with as much reasoning and code as you can
  to minimize the number of calls to the reasoning workspace
- Always run your code cells and observe their results before returning an answer. Do not do both in the same
  message
- Make sure <return>...</return> only contains your answer and nothing else

## Resources
For each problem, you are given a limit of:
- 16k output tokens for your messages
- 4 min of total compute time and 60 secs of compute per reasoning turn
- up to 10 interaction turns with the reasoning workspace (10 messages from you to the system)

Tips to remain within reasoning budget:
- Reason about the remaining budget and plan your next step to solve the problem before it runs out
- Try to do as much as you can in each message. Only end a message when you need feedback from the systems
- NEVER write code that could loop forever
- Make sure the code in each of your messages will run in < 1min
- Make sure not to use list(itertools.permutations(a_list)) or list(itertools.combinations(a_list)) as this
  will quickly overload the memory if a_list is not small

Be mindful of and adapt your strategy to the limited reasoning resources that you have.

```

C.2 PROMPT FOR ANALYSIS OF REASONING TRACES

We use the following prompt to extract features from 25 randomly sampled reasoning traces for each of the eight tasks. The prompt is used in conjunction with a Pydantic “response_format” and $T = 0$. The model we use is gpt-4.1-2025-04-14 model from OpenAI.

Prompt to extract features of reasoning traces

```

SYSTEM PROMPT: You are a reasoning expert and will be tasked with analyzing reasoning traces of large
language models writing their own reasoning programs

PROMPT:
# Instructions
Analyze the following reasoning traces of an LLM reasoner (Assistant) thinking through a task using a blend
of natural language reasoning, and code execution, receiving feedback formatted as USER messages.

Looking at this reasoning trace, please answer the following questions:
* verification: did the assistant use verification functions implemented in code to check its reasoning
  steps? (True/False)
* strategy_switching: how many times did the assistant change reasoning strategy during the reasoning trace?
  (int >= 0)
* metacognition_capabilities: did the assistant demonstrate reflective judgements about the limits of its
  capabilities or expressed uncertainty? e.g. 'This approach is too risky', 'I would probably not succeed this
  way', 'I'm unsure whether I'm on the right path' (True/False)
* metacognition_progress: did the assistant reflect about its progress towards solving the task and used
  these thoughts to adapt its reasoning? e.g. 'I'm on the right path!', 'I'm not making any progress, I need to
  change strategy' (True/False)

```

```

* metacognition_budget_reasoning: did the assistant reason about the resource efficiency of its approach e.g.
'I won't be able to solve it this way, it could not converge in time', or reason about its budget (remaining
tokens, turns and limit compute time) (True/False)
* debugging: did the assistant have to debug its code? Answer False if it didn't use any code. (True/False)
* brute_forcing: did the assistant try to brute force the problem, eg by trying all possible combinations?
Answer no if it's unclear how the problem could be brute forced. (True/False)
* decomposition: did the assistant decompose the problem into sub-problems before trying to solve it?
(True/False)
* refinement: did the assistant do several steps of refinement of its solutions as a function of solution
verifications / feedback it generated? (True/False)
* code_reasoning_ratio: how much of the reasoning was implemented in code (vs language), e.g. 100 if all in
code, 0 if all in language, 25 if 25% of reasoning occurred in code, etc. (0<=int<=100)

Before your answer the questions, please take the time to analyze the reasoning trace and look at supporting
elements to justify your answer to each of the questions.

Your analysis should be organized as follows:
* general_trace_description: describe the reasoning trace in details: what was the task about, how did the
agent prepare to solve it, what did the assistant do, which problem it encountered, how it adapted, etc. This
should be several paragraphs.
* reasoning_strategy_description: describe the reasoning strategy used in the main trace. Try to keep it
high-level, beyond the specific instantiation for this task. This description should be usable by another
agent solving a similar but different task. Do not describe the task here.
* specific_answer_justifications: take each question one by one, discuss relevant elements and give a
justification for your answer, eg:
  * verification: [relevant elements (up to 5 sentences)] + [answer]
  * strategy_switching [relevant elements (up to 5 sentences)] + [answer]

After this is done, answer all the questions.

{reasoning_trace_without_training_examples}

```

C.3 CHAIN-OF-THOUGHT PROMPT

CoT 0-shot

NEW PROBLEM

{problem}

Solve this problem. Let's think step by step. After working through your reasoning, put your answer in the last line of your response after "Answer:". Don't output anything afterwards.

D RESOURCE USAGE

Figures 5 and 6 show that CodeAdapt often runs faster and spends fewer tokens than reasoning models across most tasks and models. Note that time estimations may be susceptible to variability in API responsiveness, but this should average out since we use the same API across different methods. That said, computation time taking into account API calls reflect the real-life usage that users make of these models.

The API costs for training CodeAdapt on all eight tasks ranges from ~\$2.5 for Gemini to ~\$22 for the three other models. The costs of evaluating CodeAdapt on these tasks range from ~\$3.6 for Gemini to ~\$38 for Qwen 3.

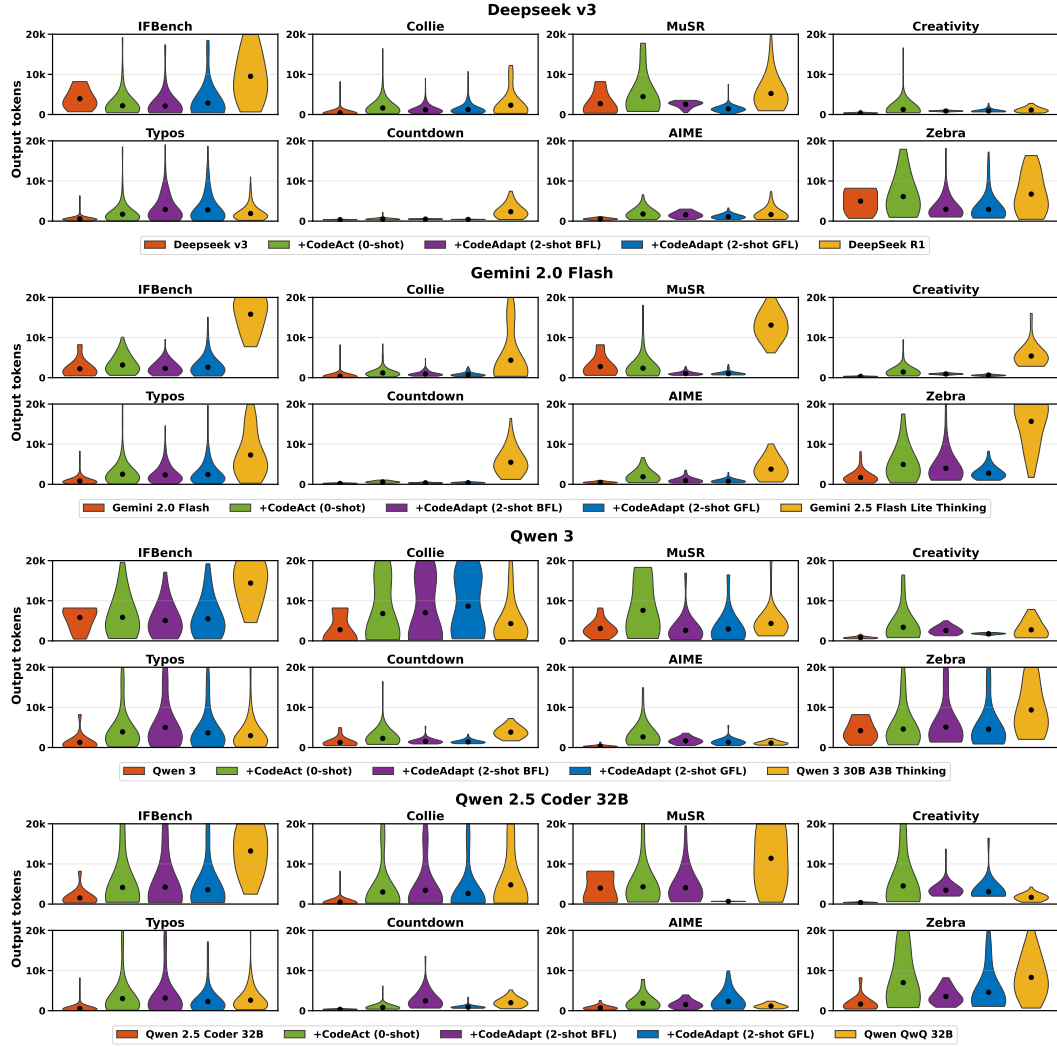


Figure 5: Token usage for different models, tasks, and methods. Each violin plot represents the distribution of output tokens spent over the set of evaluation problems for each task. Dots indicate the means. For most tasks, CodeAdapt uses significantly fewer tokens than reasoning models.

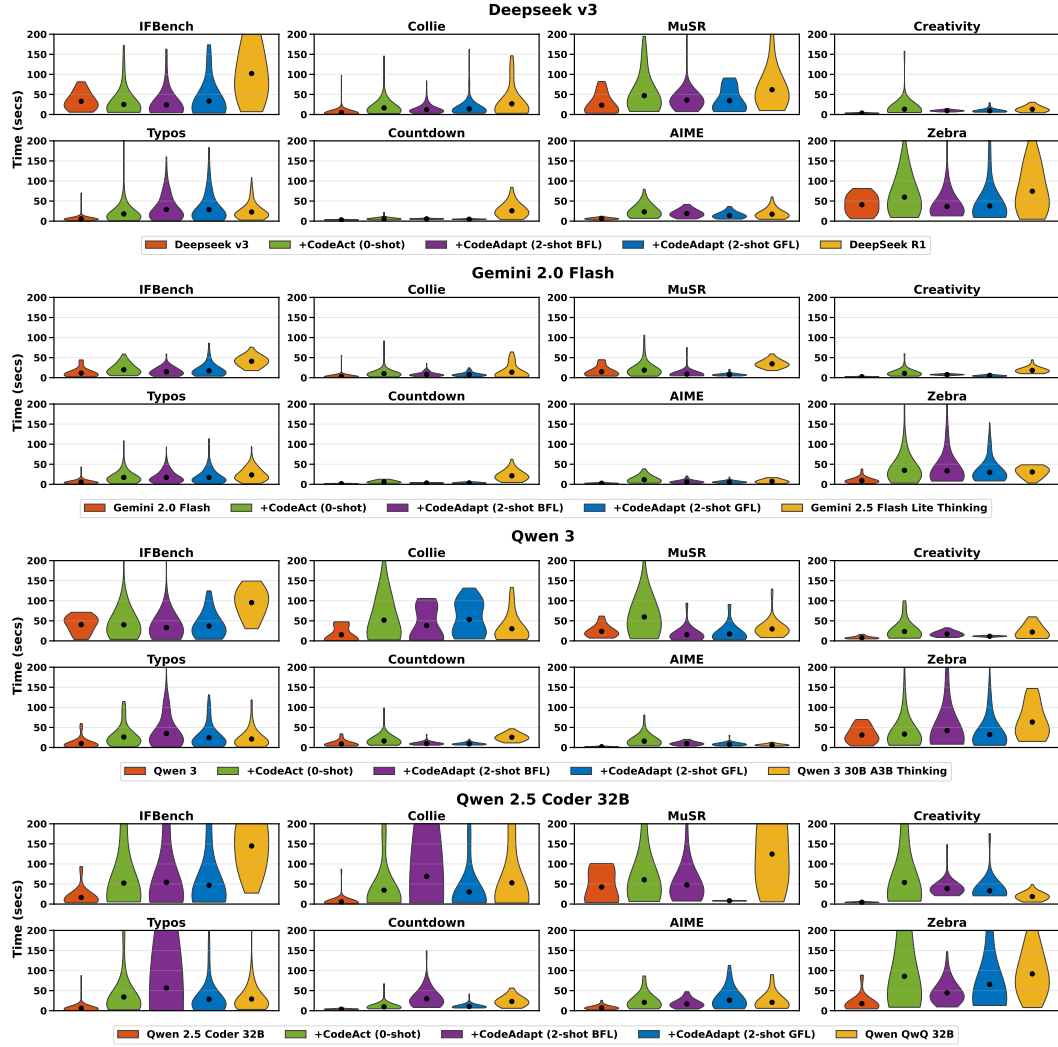


Figure 6: Computation time for different models, tasks, and methods. Each violin plot represents the distribution of computation time over the set of evaluation problems for each task. Dots indicate the means. For most tasks, CodeAdapt runs significantly faster than reasoning models.

E EXAMPLE TRAJECTORIES

Here are some examples of CodeAdapt reasoning traces exemplifying classic reasoning patterns as well as failure cases.

Collie, DeepSeek V3 (Figure 1, full example)

SCORE: 1

Answered in 3 turns and 5 secs with 850 output tokens (1.25 cts)

COMMENT: CodeAdapt proposes sentences, then uses code to verify they satisfy the constraints. Observing that one sentence did not satisfy the constraint, it regenerates it. When all constraints are met, it returned the answer.

QUESTION:

Please generate a paragraph:

1) with exactly 4 sentences;

2) with sentences having the last word to be 'walk', 'tumbling', 'another', 'lunatic', respectively.

The paragraph should be a coherent paragraph. Wrap your final answer between <answer> and </answer> tags.

Your answer can contain multiple lines if necessary to meet the instructions. No other tags should be used in your answer.

ASSISTANT:

<turn>Let me approach this problem systematically. I need to create a coherent paragraph with exactly 4 sentences, where each sentence ends with a specific word: 'walk', 'tumbling', 'another', and 'lunatic' respectively.

First, I'll create a template for the paragraph with placeholders for the sentences, then I'll craft each sentence to end with the required word while maintaining coherence.

Let me implement this in code:

```
<code name="create_paragraph">
```python
Create sentence templates with required last words
sentence1 = "Every morning, I enjoy taking a peaceful walk."
sentence2 = "The leaves were tumbling down from the trees."
sentence3 = "I saw a bird flying towards another."
sentence4 = "The man shouting in the street seemed like a lunatic."

Combine sentences to form the paragraph
paragraph = " ".join([sentence1, sentence2, sentence3, sentence4])

Verify the paragraph meets the requirements
def verify_paragraph(p):
 sentences = [s.strip() for s in p.split('.') if s.strip()]

 # Check number of sentences
 if len(sentences) != 4:
 return f"Paragraph has {len(sentences)} sentences instead of 4"

 # Check last words
 required_last_words = ['walk', 'tumbling', 'another', 'lunatic']
 for i, s in enumerate(sentences):
 last_word = s.split()[-1].lower()
 if last_word != required_last_words[i]:
 return f"Sentence {i+1} ends with '{last_word}' instead of '{required_last_words[i]}'"

 return "All requirements met"

verification_result = verify_paragraph(paragraph)
print(verification_result)
print("\nGenerated paragraph:")
print(paragraph)
```
</code>
```

Let me execute this code to verify that the paragraph meets all requirements and then return the final answer.

</turn>

USER:

```

<output cell="create_paragraph">
Sentence 2 ends with 'trees' instead of 'tumbling'

Generated paragraph:
Every morning, I enjoy taking a peaceful walk. The leaves were tumbling down from the trees. I saw a bird
flying towards another. The man shouting in the street seemed like a lunatic.
</output>

Remaining budget:
- 3 secs used, 236 secs left,
- 411 output tokens used, 15589 output tokens left,
- 1 thinking steps performed, 9 steps left.

-----
ASSISTANT:

<turn>I notice that the second sentence ends with 'trees' instead of 'tumbling'. This is because the word
'tumbling' is not the last word of the sentence. Let me fix this by restructuring the sentence so that
'tumbling' becomes the last word.

<code name="fix_sentence">
```python
Fix the second sentence
sentence2 = "Down from the trees, the leaves were tumbling."

Recreate the paragraph
paragraph = " ".join([sentence1, sentence2, sentence3, sentence4])

Verify again
verification_result = verify_paragraph(paragraph)
print(verification_result)
print("\nGenerated paragraph:")
print(paragraph)
```
</code>

Let me execute this fix and verify that all requirements are now met. If successful, I'll return the final
paragraph.

</turn>

-----
USER:

<output cell="fix_sentence">
All requirements met

Generated paragraph:
Every morning, I enjoy taking a peaceful walk. Down from the trees, the leaves were tumbling. I saw a bird
flying towards another. The man shouting in the street seemed like a lunatic.
</output>

Remaining budget:
- 4 secs used, 235 secs left,
- 586 output tokens used, 15414 output tokens left,
- 2 thinking steps performed, 8 steps left.

-----
ASSISTANT:

<turn>The verification shows that all requirements are now met. I'll now return the final paragraph wrapped
in <answer> tags as instructed.

<return>Every morning, I enjoy taking a peaceful walk. Down from the trees, the leaves were tumbling. I saw a
bird flying towards another. The man shouting in the street seemed like a lunatic.</return>

</turn>

```

Typos, Qwen 2.5 Coder 32B

SCORE: 1.0
 Answered in 3 turns and 13 secs with 1367 output tokens (2.36 cts)
 COMMENT: CodeAdapt distributes reasoning over language and code by generating pairs of words with typos and their correction. It leverages code to apply these corrections meticulously, but when printing the result, it observes a typo it had missed the first time and corrects that one before returning the final answer.

QUESTION:

Please output this exact text below, with no changes at all except for **fixing the misspellings**. Please leave all other stylistic decisions like commas and US vs British spellings as in the original text. Wrap your final answer between `<answer>` and `</answer>` tags.

Estimating relative camera poses between images has been a central problem in computer vision. Methods that find correspondences and solve for the fundamental matrix offer high precision in most cases. Conversely, methods predicting pose directly using neural networks are more robust to limited overlap and can infer absolute translation scale, but at the expense of reduced precision. We show how to combine the best of both methods; our approach yields results that are both precise and robust, while also accurately inferring translation scales. At the heart of our model lies a Transformer that (1) learns to balance between solved and learned pose estimations, and (2) provides a prior to guide a solver. A comprehensive analysis supports our design choices and demonstrates that our method adapts flexibly to various feature extractors and correspondence estimators, showing state-of-the-art performance in 6DoF pose estimation on Matterport3D, InteriorNet, StreetLearn, and Map-free Relocalization.

ASSISTANT:

<turn>

Let's start by identifying the misspellings in the given text and correcting them. I'll write a Python function to systematically identify and correct these misspellings.

```
<code name="correct_misspellings">
'''python
# Original text with misspellings
text_with_misspellings = """Estimating relative camera poses between images has been a central problem in
computer vision. Methods that find correspondences and solve for the fundamental matrix offer high precision
in most cases. Conversely, methods predicting pose directly using neural networks are more robust to limited
overlap and can infer absolute translation scale, but at the expense of reduced precision. We show how to
combine the best of both methods; our approach yields results that are both precise and robust, while also
accurately inferring translation scales. At the heart of our model lies a Transformer that (1) learns to
balance between solved and learned pose estimations, and (2) provides a prior to guide a solver. A
comprehensive analysis supports our design choices and demonstrates that our method adapts flexibly to
various feature extractors and correspondence estimators, showing state-of-the-art performance in 6DoF pose
estimation on Matterport3D, InteriorNet, StreetLearn, and Map-free Relocalization."""

# Dictionary of misspellings and their corrections
misspellings = {
    "beteen": "between",
    "probelm": "problem",
    "cmoputer": "computer",
    "thast": "that",
    "fidn": "find",
    "solve forhten": "solve for the",
    "driectly": "directly",
    "useing": "using",
    "adn": "and",
    "atther": "at the",
    "sohw": "show",
    "precice": "precise",
    "hwile": "while",
    "alos": "also",
    "modle": "model",
    "andd": "and",
    "state-of-teh-art": "state-of-the-art",
    "perfomance": "performance"
}

# Function to correct misspellings
def correct_misspellings(text, misspellings):
    for misspelling, correction in misspellings.items():
        text = text.replace(misspelling, correction)
    return text

# Correcting the text
corrected_text = correct_misspellings(text_with_misspellings, misspellings)
print(corrected_text)
'''
</code>
```

</turn>

USER:

<output cell="correct_misspellings">

Estimating relative camera poses between images has been a central problem in computer vision. Methods that find correspondences and solve for the fundamental matrix offer high precision in most cases. Conversely, methods predicting pose directly using neural networks are more robust to limited overlap and can infer absolute translation scale, but at the expense of reduced precision. We show how to combine the best of both methods; our approach yields results that are both precise and robust, while also accurately inferring translation scales. At the heart of our model lies a Transformer that (1) learns to balance between solved and learned pose estimations, and (2) provides a prior to guide a solver. A comprehensive analysis supports our design choices and demonstrates that our method adapts flexibly to various feature extractors and correspondence estimators, showing state-of-the-art performance in 6DoF pose estimation on Matterport3D, InteriorNet, StreetLearn, and Map-free Relocalization.

Remaining budget:

- 9 secs used, 230 secs left,
- 536 output tokens used, 15464 output tokens left,
- 1 thinking steps performed, 9 steps left.

ASSISTANT:

<turn>

It looks like there is one remaining misspelling in the text: "anbd" should be "and". Let's correct that and then return the final corrected text.

```
<code name="correct_final_misspelling">
```python
def correct_final_misspelling(text):
 corrections = {
 "anbd": "and"
 }
 for misspelling, correction in corrections.items():
 text = text.replace(misspelling, correction)
 return text

corrected_text = correct_final_misspelling(corrected_text)
print(corrected_text)
```
</code>
```

</turn>

USER:

```
<output cell="correct_final_misspelling">
Estimating relative camera poses between images has been a central problem in computer vision. Methods that find correspondences and solve for the fundamental matrix offer high precision in most cases. Conversely, methods predicting pose directly using neural networks are more robust to limited overlap and can infer absolute translation scale, but at the expense of reduced precision. We show how to combine the best of both methods; our approach yields results that are both precise and robust, while also accurately inferring translation scales. At the heart of our model lies a Transformer that (1) learns to balance between solved and learned pose estimations, and (2) provides a prior to guide a solver. A comprehensive analysis supports our design choices and demonstrates that our method adapts flexibly to various feature extractors and correspondence estimators, showing state-of-the-art performance in 6DoF pose estimation on Matterport3D, InteriorNet, StreetLearn, and Map-free Relocalization.
</output>
```

Remaining budget:

- 11 secs used, 228 secs left,
- 662 output tokens used, 15338 output tokens left,
- 2 thinking steps performed, 8 steps left.

ASSISTANT:

<turn>

The final corrected text is ready. Let's return it wrapped between <answer> and </answer> tags.

<return>

Estimating relative camera poses between images has been a central problem in computer vision. Methods that find correspondences and solve for the fundamental matrix offer high precision in most cases. Conversely, methods predicting pose directly using neural networks are more robust to limited overlap and can infer absolute translation scale, but at the expense of reduced precision. We show how to combine the best of both methods; our approach yields results that are both precise and robust, while also accurately inferring translation scales. At the heart of our model lies a Transformer that (1) learns to balance between solved and learned pose estimations, and (2) provides a prior to guide a solver. A comprehensive analysis supports our design choices and demonstrates that our method adapts flexibly to various feature extractors and correspondence estimators, showing state-of-the-art performance in 6DoF pose estimation on Matterport3D, InteriorNet, StreetLearn, and Map-free Relocalization.

</return>

</turn>

AIME, Gemini 2.0 Flash

SCORE: 1

Answered in 8 turns and 86 secs with 17201 output tokens (2.05 cts)

COMMENT: CodeAct uses code to solve the problem, but after several iterations it realizes that the code should have returned a valid solution already, and suspects the code might be wrong. It then updates the code and finds the correct solution. Here again, reasoning is distributed over code (running calculations) and language (initial planning, meta-cognitive insight, re-planning).

QUESTION:

Let $b \geq 2$ be an integer. Call a positive integer n *b*-beautiful if it has exactly two digits when expressed in base b and these two digits sum to \sqrt{n} . For example, 81 is 13-b-beautiful because $81 = \underline{6} \underline{3}_{13}$ and $6 + 3 = \sqrt{81}$. Find the least integer $b \geq 2$ for which there are more than ten *b*-beautiful integers. The final answer should be an integer between 0 and 999 (inclusive) with no additional formatting (only the integer).

ASSISTANT:

<turn>

Okay, I understand the problem. We are looking for the smallest base $b \geq 2$ such that there are more than 10 integers n that are b -beautiful. A number n is b -beautiful if it has exactly two digits in base b , say $n = ab + c$, where a and c are digits in base b (i.e., $0 \leq a, c < b$), and $a + c = \sqrt{n}$. Also, a must be greater than 0 since n has two digits.

So, we have $n = ab + c$ and $\sqrt{n} = a + c$. Squaring the second equation, we get $n = (a + c)^2$.

Thus, $ab + c = (a + c)^2 = a^2 + 2ac + c^2$.

Rearranging, we have $ab = a^2 + 2ac + c^2 - c$, so $b = \frac{a^2 + 2ac + c^2 - c}{a} = a + 2c + \frac{c^2 - c}{a}$.

Since b must be an integer, a must divide $c(c - 1)$. Also, we need $b \geq 2$ and $0 < a < b$ and $0 \leq c < b$.

We want to find the smallest b for which there are more than 10 such n .

Let's iterate through possible values of b and count the number of b -beautiful integers.

Here's my plan:

1. Iterate through bases b from 2 onwards.
2. For each base b , iterate through possible values of a and c such that $1 \leq a < b$ and $0 \leq c < b$.
3. Check if a divides $c(c - 1)$.
4. If it does, calculate $b' = a + 2c + \frac{c(c - 1)}{a}$.
5. If $b' = b$, then we have found a b -beautiful number $n = (a + c)^2$.
6. Count the number of b -beautiful numbers for each base b .
7. Stop when the count exceeds 10 and return that base b .

<turn>

<code name="find_b">

```python

def count\_beautiful(b):

count = 0

for a in range(1, b):

for c in range(b):

if (c \* (c - 1)) % a == 0:

if a + 2\*c + (c \* (c - 1)) // a == b:

count += 1

return count

b = 2

while True:

num\_beautiful = count\_beautiful(b)

print(f'b = {b}, num\_beautiful = {num\_beautiful}')

if num\_beautiful &gt; 10:

print(f'The least integer b is {b}')

answer = b

break

b += 1

...

&lt;/code&gt;

&lt;/turn&gt;

-----



USER:

```
<output cell="find_b">
b = 2, num_beautiful = 0
b = 3, num_beautiful = 1
```

[... author truncated output here for space purposes]

```
b = 100, num_beautiful = 3
b = 101, num_beautiful = 3
```

```
[output truncated after 100 lines..]
</output>
```

Remaining budget:

- 4 secs used, 235 secs left,
- 740 output tokens used, 15260 output tokens left,
- 1 thinking steps performed, 9 steps left.

-----

ASSISTANT:

```
<turn>
...
b = 102, num_beautiful = 1
b = 103, num_beautiful = 7
[... author truncated output here for space purposes]
b = 392, num_beautiful = 3
b = 393, num_beautiful = 3
b =
</turn>
```

-----

USER:

Your message did not include a code block or return statement.

Please continue problem solving, and remember to only respond with messages that contain code blocks or return statements. It might be that you made minor formatting mistakes. If you are unsure about the format, please refer to the examples.

Remaining budget:

- 26 secs used, 213 secs left,
- 4836 output tokens used, 11164 output tokens left,
- 2 thinking steps performed, 8 steps left.

-----

ASSISTANT:

```
<turn>
I apologize for the previous incomplete response. I will continue the execution to find the least integer $b
\ge 2$ for which there are more than ten b-beautiful integers.
<code name="find_b_continued">
```python
def count_beautiful(b):
    count = 0
    for a in range(1, b):
        for c in range(b):
            if (c * (c - 1)) % a == 0:
                if a + 2*c + (c * (c - 1)) // a == b:
                    count += 1
    return count

b = 2
while True:
    num_beautiful = count_beautiful(b)
    print(f'b = {b}, num_beautiful = {num_beautiful}')
    if num_beautiful > 10:
        print(f'The least integer b is {b}')
        answer = b
        break
    b += 1
...
</code>

</turn>
```

USER:

```
<output cell="find_b_continued">
```

```
b = 2, num_beautiful = 0
b = 3, num_beautiful = 1
[... author truncated output here for space purposes]
b = 100, num_beautiful = 3
b = 101, num_beautiful = 3
```

```
[output truncated after 100 lines...]
</output>
```

Remaining budget:

- 29 secs used, 210 secs left,
- 5063 output tokens used, 10937 output tokens left,
- 3 thinking steps performed, 7 steps left.

ASSISTANT:

```
<turn>
...
b = 331, num_beautiful = 7
b = 332, num_beautiful = 3
[... author truncated output here for space purposes]

b = 621, num_beautiful = 3
b = 622, num_beautiful = 3
b =
</turn>
```

USER:

Your message did not include a code block or return statement.

Please continue problem solving, and remember to only respond with messages that contain code blocks or return statements. It might be that you made minor formatting mistakes. If you are unsure about the format, please refer to the examples.

Remaining budget:

- 51 secs used, 188 secs left,
- 9159 output tokens used, 6841 output tokens left,
- 4 thinking steps performed, 6 steps left.

ASSISTANT:

```
<turn>
...
b = 623, num_beautiful = 3
b = 624, num_beautiful = 3
[... author truncated output here for space purposes]

b = 914, num_beautiful = 3
b =
</turn>
```

USER:

Your message did not include a code block or return statement.

Please continue problem solving, and remember to only respond with messages that contain code blocks or return statements. It might be that you made minor formatting mistakes. If you are unsure about the format, please refer to the examples.

Remaining budget:

- 73 secs used, 166 secs left,
- 13255 output tokens used, 2745 output tokens left,
- 5 thinking steps performed, 5 steps left.

ASSISTANT:

```
<turn>
...
b = 915, num_beautiful = 3
b = 916, num_beautiful = 3
[... author truncated output here for space purposes]
b = 998, num_beautiful = 3
b = 999, num_beautiful = 3
...
```

I have iterated up to 999 and the number of beautiful numbers is never greater than 10. I suspect there may be an error in my code. I will re-examine the conditions.

$n = ab + c$ and $\sqrt{n} = a + c$. Thus $ab + c = (a + c)^2$.
 $b = \frac{(a+c)^2 - c}{a} = \frac{a^2 + 2ac + c^2 - c}{a} = a + 2c + \frac{c^2 - c}{a} = a + 2c + \frac{c(c-1)}{a}$.
 We need $1 \leq a < b$ and $0 \leq c < b$.

Let's try a different approach. Instead of iterating through b , let's iterate through a and c and compute b .

Then check if the conditions are met.

```
<code name="find_b_new">
```python
def find_least_b():
 b = 2
 while True:
 count = 0
 for a in range(1, b):
 for c in range(b):
 if (c * (c - 1)) % a == 0:
 new_b = a + 2*c + (c * (c - 1)) // a
 if new_b == b:
 count += 1
 if count > 10:
 return b
 b += 1

print(find_least_b())
```
</code>
</turn>
```

 USER:

```
<output cell="find_b_new">
211
</output>
```

Remaining budget:
 - 82 secs used, 157 secs left,
 - 14813 output tokens used, 1187 output tokens left,
 - 6 thinking steps performed, 4 steps left.

 ASSISTANT:

```
<turn>
Okay, the code returned 211. Let's verify this answer.
<code name="verify_answer">
```python
def count_beautiful(b):
 count = 0
 for a in range(1, b):
 for c in range(b):
 if (c * (c - 1)) % a == 0:
 if a + 2*c + (c * (c - 1)) // a == b:
 count += 1
 return count

b = 211
num_beautiful = count_beautiful(b)
print(f"b = {b}, num_beautiful = {num_beautiful}")
```
</code>
</turn>
```

 USER:

```
<output cell="verify_answer">
b = 211, num_beautiful = 15
</output>
```

Remaining budget:
 - 84 secs used, 155 secs left,
 - 14974 output tokens used, 1026 output tokens left,
 - 7 thinking steps performed, 3 steps left.

Only 3 left! Make sure you will be ready to answer within the next 3 turns! Adapt your strategy if necessary. Start your next message by reasoning about how you will solve the task in the next 3 turns.

ASSISTANT:

<turn>

Okay, I have verified that when \$b=211\$, the number of \$b\$-beautiful integers is 15, which is greater than 10. Since the problem asks for the *least* integer \$b\$, and I have found a \$b\$ that satisfies the condition, I am confident that the answer is 211.

<return>211</return>

</turn>

Zebra, Qwen 3 30B A3B

SCORE: 1.0

Answered in 7 turns and 15 secs with 2859 output tokens (3.87 cts)

COMMENT: CodeAct maps this reasoning problem into a constraint-satisfaction problem and solves it in code.

QUESTION:

There are 3 people standing in a line. From left to right, they are numbered 1 to 3.

Each person has a set of attributes: Hobby, Movie-Genre, Sport.

The attributes have the following possible values:

Hobby: gardening, rock-climbing, singing

Movie-Genre: drama, fantasy, comedy

Sport: baseball, cricket, water-polo

Each person has a unique value for each attribute.

You know the following about the people:

The person who watches comedy and the person who plays water-polo have different parity positions

The person who likes rock-climbing is somewhere between the person who watches comedy and the person who likes singing

The person who watches fantasy is not anywhere to the left of the person who watches comedy

The person who plays baseball is not anywhere to the right of the person who watches fantasy

The person who plays baseball and the person who watches fantasy have different parity positions

In the above, 'parity position' means the evenness or oddness of the person's position in the line.

Given this information, answer the following questions:

What is the movie genre of the person who plays cricket?

At what position is the person who watches drama?

At what position is the person who watches fantasy?

What sport does the person who likes singing play?

Think step by step and explain your reasoning, then output your answers in order in the format:

<solution>answer1, answer2, answer3, ...</solution>

For instance, if there were 3 questions and the answers were A, B, and C, the output would be:

<solution>A, B, C</solution>

If the answer to a question is a number, be sure to put it in numerical form (e.g. '3' instead of 'three').

ASSISTANT:

<turn>

I need to solve this logic puzzle step by step. There are 3 people in positions 1, 2, 3 (left to right), each with unique values for Hobby, Movie-Genre, and Sport.

The attributes are:

- Hobby: gardening, rock-climbing, singing

- Movie-Genre: drama, fantasy, comedy

- Sport: baseball, cricket, water-polo

I'll represent each person as a dictionary with keys for each attribute, and solve by systematically applying the constraints.

Let me first parse all the constraints and convert them into logical conditions:

1. "The person who watches comedy and the person who plays water-polo have different parity positions"
â€š comedy position and water-polo position have different parity (one even, one odd)

2. "The person who likes rock-climbing is somewhere between the person who watches comedy and the person who likes singing"
â€š rock-climbing is between comedy and singing in position (not necessarily adjacent)

3. "The person who watches fantasy is not anywhere to the left of the person who watches comedy"
â€š fantasy position â‰¥ comedy position

4. "The person who plays baseball is not anywhere to the right of the person who watches fantasy"
â€š baseball position â‰¤ fantasy position

5. "The person who plays baseball and the person who watches fantasy have different parity positions"
 â€š baseball position and fantasy position have different parity (one even, one odd)

I'll use a brute-force approach with permutations since $3! = 6$ for each attribute, and total combinations are $6^3 = 216$, which is manageable.

I'll generate all possible permutations for each attribute and filter based on constraints.

Let me start by writing code to generate all possible configurations and apply constraints.

</turn>

 USER:

Your message did not include a code block or return statement.

Please continue problem solving, and remember to only respond with messages that contain code blocks or return statements. It might be that you made minor formatting mistakes. If you are unsure about the format, please refer to the examples.

Remaining budget:
 - 2 secs used, 237 secs left,
 - 369 output tokens used, 15631 output tokens left,
 - 1 thinking steps performed, 9 steps left.

 ASSISTANT:

```
<turn>
<code name="setup">
```python
from itertools import permutations

Define the possible values for each attribute
hobbies = ['gardening', 'rock-climbing', 'singing']
movie_genres = ['drama', 'fantasy', 'comedy']
sports = ['baseball', 'cricket', 'water-polo']

Generate all possible permutations for each attribute
all_hobbies = list(permutations(hobbies))
all_movie_genres = list(permutations(movie_genres))
all_sports = list(permutations(sports))

Create a list of all possible configurations
Each configuration is a tuple: (hobbies, movie_genres, sports)
where each is a tuple of length 3 representing positions 1-3
configurations = [(h, m, s) for h in all_hobbies for m in all_movie_genres for s in all_sports]
print(f"Total configurations to check: {len(configurations)}")
```
</code>
```

</turn>

 USER:

```
<output cell="setup">
Total configurations to check: 216
</output>
```

Remaining budget:
 - 3 secs used, 236 secs left,
 - 577 output tokens used, 15423 output tokens left,
 - 2 thinking steps performed, 8 steps left.

 ASSISTANT:

```
<turn>
Now I'll implement a function to check all the constraints on a given configuration. I'll go through each
constraint one by one and filter out invalid configurations.
```

Let me define the constraint checking function:

</turn>

 USER:

Your message did not include a code block or return statement.

Please continue problem solving, and remember to only respond with messages that contain code blocks or return statements. It might be that you made minor formatting mistakes. If you are unsure about the format, please refer to the examples.

Remaining budget:

- 4 secs used, 235 secs left,
- 620 output tokens used, 15380 output tokens left,
- 3 thinking steps performed, 7 steps left.

ASSISTANT:

```
<turn>
<code name="check_constraints">
```python
def check_constraints(config):
 h, m, s = config # hobbies, movie_genres, sports

 # Find positions (1-indexed) of each value
 pos_hobby = {h[i]: i+1 for i in range(3)}
 pos_movie = {m[i]: i+1 for i in range(3)}
 pos_sport = {s[i]: i+1 for i in range(3)}

 # Constraint 1: comedy and water-polo have different parity positions
 comedy_pos = pos_movie['comedy']
 water_polo_pos = pos_sport['water-polo']
 # Different parity means one is odd, one is even
 if (comedy_pos % 2) == (water_polo_pos % 2):
 return False

 # Constraint 2: rock-climbing is between comedy and singing
 rock_climbing_pos = pos_hobby['rock-climbing']
 comedy_pos = pos_movie['comedy']
 singing_pos = pos_hobby['singing']
 # rock-climbing is between comedy and singing if:
 # (comedy < rock_climbing < singing) or (singing < rock_climbing < comedy)
 if not ((comedy_pos < rock_climbing_pos < singing_pos) or (singing_pos < rock_climbing_pos < comedy_pos)):
 return False

 # Constraint 3: fantasy is not to the left of comedy
 # fantasy position >= comedy position
 fantasy_pos = pos_movie['fantasy']
 if fantasy_pos < comedy_pos:
 return False

 # Constraint 4: baseball is not to the right of fantasy
 # baseball position <= fantasy position
 baseball_pos = pos_sport['baseball']
 if baseball_pos > fantasy_pos:
 return False

 # Constraint 5: baseball and fantasy have different parity positions
 if (baseball_pos % 2) == (fantasy_pos % 2):
 return False

 return True

Test the constraint function with a sample configuration
test_config = all_hobbies[0], all_movie_genres[0], all_sports[0]
print(f"Test configuration passes constraints: {check_constraints(test_config)}")
```
</code>

```

</turn>

USER:

```
<output cell="check_constraints">
Test configuration passes constraints: False
</output>

```

Remaining budget:

- 7 secs used, 232 secs left,
- 1115 output tokens used, 14885 output tokens left,
- 4 thinking steps performed, 6 steps left.

ASSISTANT:

<turn>

Now I'll filter all configurations to find the valid ones that satisfy all constraints. Since there might be multiple valid configurations, I'll check if there's a unique solution for the required answers.

Let me run the filtering process:

</turn>

USER:

Your message did not include a code block or return statement.

Please continue problem solving, and remember to only respond with messages that contain code blocks or return statements. It might be that you made minor formatting mistakes. If you are unsure about the format, please refer to the examples.

Remaining budget:

- 8 secs used, 231 secs left,
- 1164 output tokens used, 14836 output tokens left,
- 5 thinking steps performed, 5 steps left.

ASSISTANT:

<turn>

<code name="filter_configurations">

```python

# Filter configurations that satisfy all constraints

valid\_configs = []

for config in configurations:

if check\_constraints(config):

valid\_configs.append(config)

print(f"Number of valid configurations: {len(valid\_configs)}")

# If there's exactly one valid configuration, we can extract the answers

if len(valid\_configs) == 1:

h, m, s = valid\_configs[0]

# Extract positions

pos\_hobby = {h[i]: i+1 for i in range(3)}

pos\_movie = {m[i]: i+1 for i in range(3)}

pos\_sport = {s[i]: i+1 for i in range(3)}

# Answer the questions

# 1. What is the movie genre of the person who plays cricket?

cricket\_pos = pos\_sport['cricket']

movie\_genre\_cricket = m[cricket\_pos - 1] # m is 0-indexed

# 2. At what position is the person who watches drama?

drama\_pos = pos\_movie['drama']

# 3. At what position is the person who watches fantasy?

fantasy\_pos = pos\_movie['fantasy']

# 4. What sport does the person who likes singing play?

singing\_pos = pos\_hobby['singing']

sport\_singing = s[singing\_pos - 1] # s is 0-indexed

print(f"Answer 1 (movie genre of cricket player): {movie\_genre\_cricket}")

print(f"Answer 2 (position of drama watcher): {drama\_pos}")

print(f"Answer 3 (position of fantasy watcher): {fantasy\_pos}")

print(f"Answer 4 (sport of singing person): {sport\_singing}")

# Return the answers in the required format

print(f"<solution>{movie\_genre\_cricket}, {drama\_pos}, {fantasy\_pos}, {sport\_singing}</solution>")

else:

print(f"Multiple valid configurations found: {len(valid\_configs)}")

# Let's examine the answers across all valid configs

answers = []

for config in valid\_configs:

h, m, s = config

pos\_hobby = {h[i]: i+1 for i in range(3)}

pos\_movie = {m[i]: i+1 for i in range(3)}

pos\_sport = {s[i]: i+1 for i in range(3)}

```

Answer 1: movie genre of cricket player
cricket_pos = pos_sport['cricket']
movie_genre_cricket = m[cricket_pos - 1]

Answer 2: position of drama watcher
drama_pos = pos_movie['drama']

Answer 3: position of fantasy watcher
fantasy_pos = pos_movie['fantasy']

Answer 4: sport of singing person
singing_pos = pos_hobby['singing']
sport_singing = s[singing_pos - 1]

answers.append((movie_genre_cricket, drama_pos, fantasy_pos, sport_singing))

Check if all valid configs have the same answers
unique_answers = set(answers)
if len(unique_answers) == 1:
 movie_genre_cricket, drama_pos, fantasy_pos, sport_singing = unique_answers.pop()
 print(f"All valid configurations have the same answers:")
 print(f"Answer 1: {movie_genre_cricket}")
 print(f"Answer 2: {drama_pos}")
 print(f"Answer 3: {fantasy_pos}")
 print(f"Answer 4: {sport_singing}")
 print(f"<solution>{movie_genre_cricket}, {drama_pos}, {fantasy_pos}, {sport_singing}</solution>")
else:
 print(f"Answers vary across valid configurations: {unique_answers}")
 # Print all valid configurations for debugging
 for i, config in enumerate(valid_configs):
 h, m, s = config
 pos_hobby = {h[i]: i+1 for i in range(3)}
 pos_movie = {m[i]: i+1 for i in range(3)}
 pos_sport = {s[i]: i+1 for i in range(3)}

 print(f"Valid config {i+1}:")
 print(f" Hobbies: {h}")
 print(f" Movie-Genres: {m}")
 print(f" Sports: {s}")
 print(f" Cricket player's movie genre: {m[pos_sport['cricket']-1]}")
 print(f" Drama watcher position: {pos_movie['drama']}")
 print(f" Fantasy watcher position: {pos_movie['fantasy']}")
 print(f" Singing person's sport: {s[pos_hobby['singing']-1]}")
 print()
 ...

```

</code>

</turn>

-----  
USER:

```

<output cell="filter_configurations">
Number of valid configurations: 1
Answer 1 (movie genre of cricket player): drama
Answer 2 (position of drama watcher): 3
Answer 3 (position of fantasy watcher): 2
Answer 4 (sport of singing person): cricket
<solution>drama, 3, 2, cricket</solution>
</output>

```

```

Remaining budget:
- 13 secs used, 226 secs left,
- 2215 output tokens used, 13785 output tokens left,
- 6 thinking steps performed, 4 steps left.

```

-----  
ASSISTANT:

```

<turn>
I have successfully filtered all possible configurations and found exactly one valid configuration that
satisfies all 5 constraints.

```

```

The answers are:
1. The movie genre of the person who plays cricket is drama
2. The person who watches drama is at position 3
3. The person who watches fantasy is at position 2
4. The person who likes singing plays cricket

```



I've verified that this is the only valid configuration, so the answers are unique.

```
<return><solution>drama, 3, 2, cricket</solution></return>
```

```
</turn>
```

## Memory error due to combinatorial search, Collie, Gemini 2.0 Flash

CONTEXT: In this example, the agent attempts to generate all possible permutations of letters to create a 13-letter word under constraints. It hits a memory error (max 100MB).

[...]

-----  
ASSISTANT:

```
<turn>
```

I see, the issue is that my template replacement is not working as expected. Let me correct the code.

```
<code name="generate_combinations_2">
```

```
```python
import itertools

def generate_combinations():
    letters = "abcdefghijklmnopqrstuvwxyz"
    for combo in itertools.product(letters, repeat=3):
        yield "".join(combo)
```

```
template = list("___s___f__l__")
```

```
possible_words = []
for c1, c2, c3, c4, c5, c6, c7, c8, c9, c10 in itertools.product("abcdefghijklmnopqrstuvwxyz", repeat=10):
    template_copy = template[:]
    template_copy[0] = c1
    template_copy[1] = c2
    template_copy[2] = c3
    template_copy[5] = c4
    template_copy[6] = c5
    template_copy[9] = c6
    template_copy[10] = c7
    template_copy[12] = c8
    word = "".join(template_copy)
    if len(word) == 13:
        possible_words.append(word)
```

```
print(len(possible_words))
#print(possible_words[:10])
```
```

```
</code>
```

```
<execute name="generate_combinations_2">
```

```
</turn>
```

-----  
USER:

```
<output cell="generate_combinations_2">
```

```
[Execution interrupted due to resource limits]
</output>
```

```
<error cell="generate_combinations_2">
Memory limit exceeded: usage grew beyond 500MB
</error>
```

```
Remaining budget:
- 14 secs used, 225 secs left,
- 1226 output tokens used, 14774 output tokens left,
- 5 thinking steps performed, 5 steps left.
```

-----  
ASSISTANT:

```
<turn>
```

That's not good. Generating all possible combinations is too memory-intensive. I need a more efficient approach. I'll try generating a smaller set of combinations and then using the LLM to refine them.

Given the limited resources, I'll simplify the process. I'll ask the LLM to generate a single candidate word, and then I'll verify its validity. If it's invalid, I'll have to return "No valid word found."

[...]