

Observation of Long-Lifetime Magnon Pairs by Fano Resonance of Photons

Qian-Nan Huang, Zhiping Xue, and Tao Yu*

School of Physics, Huazhong University of Science and Technology, Wuhan 430074, China

(Dated: November 17, 2025)

Mode fluctuations with a long lifetime are essential for quantum information and logic operations in magnonic devices. We probe the broadband nonlinear magnetization dynamics of a high-quality ferromagnet under a strong microwave drive using microwave spectroscopy. We observe an *unexpected* Fano resonance in the microwave transmission when the driven amplitude of the magnetization is large and the drive frequency ω_d is close to but not at the ferromagnetic resonance. We interpret this Fano resonance by a scattering theory of photons considering the three-magnon interaction between the Kittel magnon and magnon pairs with opposite wave vectors of frequency $\omega_d/2$. The theoretical model suggests that the microwave spectroscopy measures the dynamics of the fluctuation $\delta\hat{\alpha}$ of the Kittel magnon and $\delta\hat{\beta}_{\pm k}$ of the magnon pairs over the driven steady states, which are coupled coherently by the steady-state amplitudes. With the damping of $\delta\hat{\beta}_{\pm k}$ much smaller than that of $\delta\hat{\alpha}$, the theoretical calculation well reproduces the observed Fano resonance, indicating the magnon pairs hold a recorded long lifetime.

I. INTRODUCTION

Magnons are excitations of ordered magnetic moments, which can perform logic operations and information transmission [1–6]. Nonlinear magnonics, which investigates nonlinear interactions among magnons and between magnons and other physical entities (phonons, photons, qubits, skyrmions, etc.), opens opportunities in magnon-based information processing beyond linear response regime. Parametric excitation of magnons is an efficient way to achieve nonlinear magnetization dynamics, which involves two typical configurations. One is the parallel pumping [7–9], in which a microwave magnetic field of a frequency ω_d is parallel to the saturation magnetization, causing its photons to directly split into a pair of magnons with frequency $\omega_d/2$ and opposite wave vectors. The other is the perpendicular pumping [8, 9], in which the microwave magnetic field perpendicular to the static magnetic field first excites the uniform ferromagnetic resonance (FMR) mode ($k = 0$); when the amplitude of the FMR mode exceeds a threshold, its energy is transferred to spin waves with $k \neq 0$, triggering the Suhl instability [10–12]. In the first-order Suhl process, the FMR mode excites parametrically a pair of magnons with opposite wave vectors $\pm k$ and frequency $\omega_k = \omega_d/2$ through the three-magnon (dipolar) interactions [13–17]; in the second-order Suhl process, the FMR mode parametrically excites a pair of magnons with $\omega_k = \omega_d$ and opposite wave vectors $\pm k$ via the four-magnon (exchange) interactions [18, 19]. Besides, the Kerr nonlinearity [20–23] between magnons due to the magnetocrystalline anisotropy [24] and cross-Kerr effects [25, 26] can also lead to bistability [25, 27–29] and multi-stability [23, 30]. Thereby, by utilizing various instability processes, magnons with selected frequencies and wave vectors can be pumped.

Recently, it was experimentally observed the anticrossing or mode-splitting phenomenon of the Walker spin-wave modes under strong microwave driving, which was phenomenologically explained through the strong coupling between a “pump-induced magnon mode” and the Walker mode of the ferrimagnet [31]. The observed pumping-induced level repulsion of the magnon frequencies was later attributed to the oscillations between splitting and confluence in a three-magnon scattering process [32]. Arfini *et al.* constructed a theoretical framework of the magnonic three-wave mixing Hamiltonian to demonstrate that, under strong pumping at the FMR frequency, spectral splitting occurs as the driving amplitude increases [33]. These studies have only focused on mode splitting and anti-crossing phenomena, leaving the properties and dynamics of the pump-induced nonlinear modes unknown. It is experimentally challenging to sensitively detect these pump-induced nonlinear modes since they do not couple with the probe microwaves. As one marked exception, Makiuchi *et al.* found the lifetime of valley magnon pairs induced by the nonlinear magnetization dynamics is ultra-long [34].

In this work, we probe the broadband nonlinear magnetization dynamics of a yttrium iron garnet (YIG) magnetic sphere under a strong microwave drive using microwave spectroscopy, focusing on the non-resonant pump regime, free of mode splitting, to extract the unique properties of the pump-induced magnon modes and their back action on FMR. *Unexpectedly*, we find that when the driven amplitude is high and the pump frequency ω_d differs from the FMR frequency, the microwave transmission spectrum $|S_{21}|$ (dB) exhibits a sharp and asymmetric line shape, or a *Fano resonance* [35–39], a phenomenon usually existing due to the interference of discrete excited states and the continuum. We construct a scattering theory of photons and explain this phenomenon by involving the three-magnon interaction between the Kittel magnon and magnon pairs with opposite wave vectors of frequency $\omega_d/2$. The driven steady-state amplitudes of these modes mediate an inter-

* taoyuphy@hust.edu.cn

action between the fluctuation $\delta\hat{\alpha}$ of the Kittel magnon mode and the fluctuations $\delta\hat{\beta}_{\pm k}$ of the magnon pairs, as illustrated in Fig. 1, which, according to our scattering theory, can be directly detected by the microwave transmission. We find that such Fano resonance occurs only when the damping coefficient $\gamma_{\pm k}$ of the fluctuation $\delta\hat{\beta}_{\pm k}$ is significantly smaller than the damping coefficient γ_0 of $\delta\hat{\alpha}$. This provides evidence that long-lifetime magnon pairs can be generated in the nonlinear magnetization dynamics. Our study provides a foundation for using the conventional microwave-spectroscopy approach to detect the back-action of other magnons on FMR and spin-wave resonance.

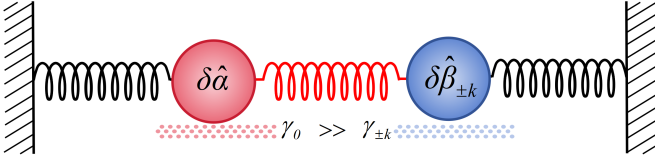


FIG. 1. Coupled harmonic oscillators with different dampings. The red ball represents the fluctuation $\delta\hat{\alpha}$ of the Kittel magnon, and the blue ball represents fluctuations $\delta\hat{\beta}_{\pm k}$ of magnon pairs with wave vector $\pm k$. They hold very different damping $\gamma_0 \gg \gamma_{\pm k}$.

This article is organized as follows. In Sec. II, we present the measured microwave transmission that shows the effects of pump frequency and pump power on the nonlinear magnetization dynamics of the YIG sphere. In Sec. III, we model the nonlinear magnetization dynamics by a quantum formalism involving the three-magnon interaction process and use the Lippmann-Schwinger formalism to derive the photon scattering matrix. In Sec. IV, we compare the theoretical calculations with the measurements to explain the observed Fano resonance phenomenon. We summarize our results and give an outlook in Sec. V.

II. EXPERIMENT

In the experiment, the coplanar waveguide (CPW) is manufactured on a copper substrate of lateral size 25 mm×25 mm and thickness 0.03 mm, with a standard impedance of 50 Ω . The CPW features a central strip width of 0.8 mm. We place a YIG sphere with a diameter of 1 mm at the midpoint of the top surface of the central strip in the CPW to perform the measurements. A schematic illustration of the experimental measurement setup is illustrated in Fig. 2. We position the CPW containing the YIG sphere horizontally at the center of the electromagnet, such that the direction of the external magnetic field $H_{\text{ext}}\hat{y}$ lies within the CPW plane and aligns with the central strip (using this as the \hat{y} -axis to establish the coordinate system). We measure the microwave transmission S_{21} from one terminal (Port

“1”) to the other (Port “2”) of the CPW by using a vector network analyzer (VNA). Port “1” of the VNA and a microwave signal generator are both connected via coaxial cables to Port “1” of the CPW via a SubMiniature version A (SMA) connector (Fig. 2). Port “2” of the VNA is connected via a coaxial cable to Port “2” of the CPW (Fig. 2).

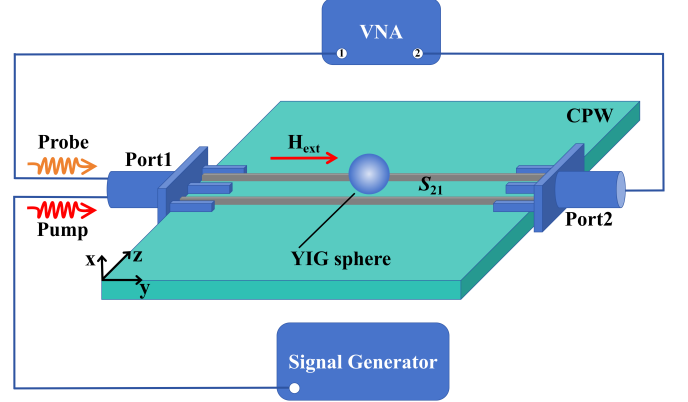


FIG. 2. Experimental configuration. A YIG sphere is loaded on top of the coplanar waveguide (CPW), biased by a magnetic field $H_{\text{ext}}\hat{y}$ along the central strip. The “pump” and “probe” microwave signals are generated, respectively, by the signal generator and vector network analyzer (VNA), which interact with the YIG sphere. The microwave transmission S_{21} from Port “1” to Port “2” in the probe microwaves detects the dynamics of the magnetization when driven by the pump microwaves.

We set the power of the VNA to -25 dBm to minimize the additional impact of the microwave signal on the nonlinearity, ensuring it functions as a probe signal. Accordingly, we refer to the low-power microwave generated by the VNA as the “probe” microwave, which scans a broadband frequency range ω_p ; whereas the microwave generated by the signal generator is referred to as the “pump” microwave, whose frequency is restricted to a single frequency ω_d in one measurement. The power of the “pump” microwave from the signal generator is P_d . To investigate the nonlinear dynamics of the magnetization, we use the probe microwaves to measure the response of the magnetic sphere to a pump microwave of different frequencies and powers.

We first fix the external magnetic field at $\mu_0 H_{\text{ext}} = 92.265$ mT, which saturates the sphere magnetization, and measure the microwave transmission spectrum S_{21} of the system using the VNA. Due to the presence of the Walker modes in the YIG sphere, we observe several resonant dips [40–42]. We select the most significant dip at 2.780 GHz as the subject of our experimental study. Since this dip agrees with the FMR formula of the magnetic sphere $\omega/(2\pi) = \mu_0 \gamma H_{\text{ext}}/(2\pi) + \delta\omega/(2\pi)$, where μ_0 is the permeability of vacuum, γ is the gyromagnetic ratio, and $\delta\omega$ is the inhomogeneous broadening, we identify it to be the FMR, i.e., the ferromagnetic resonance

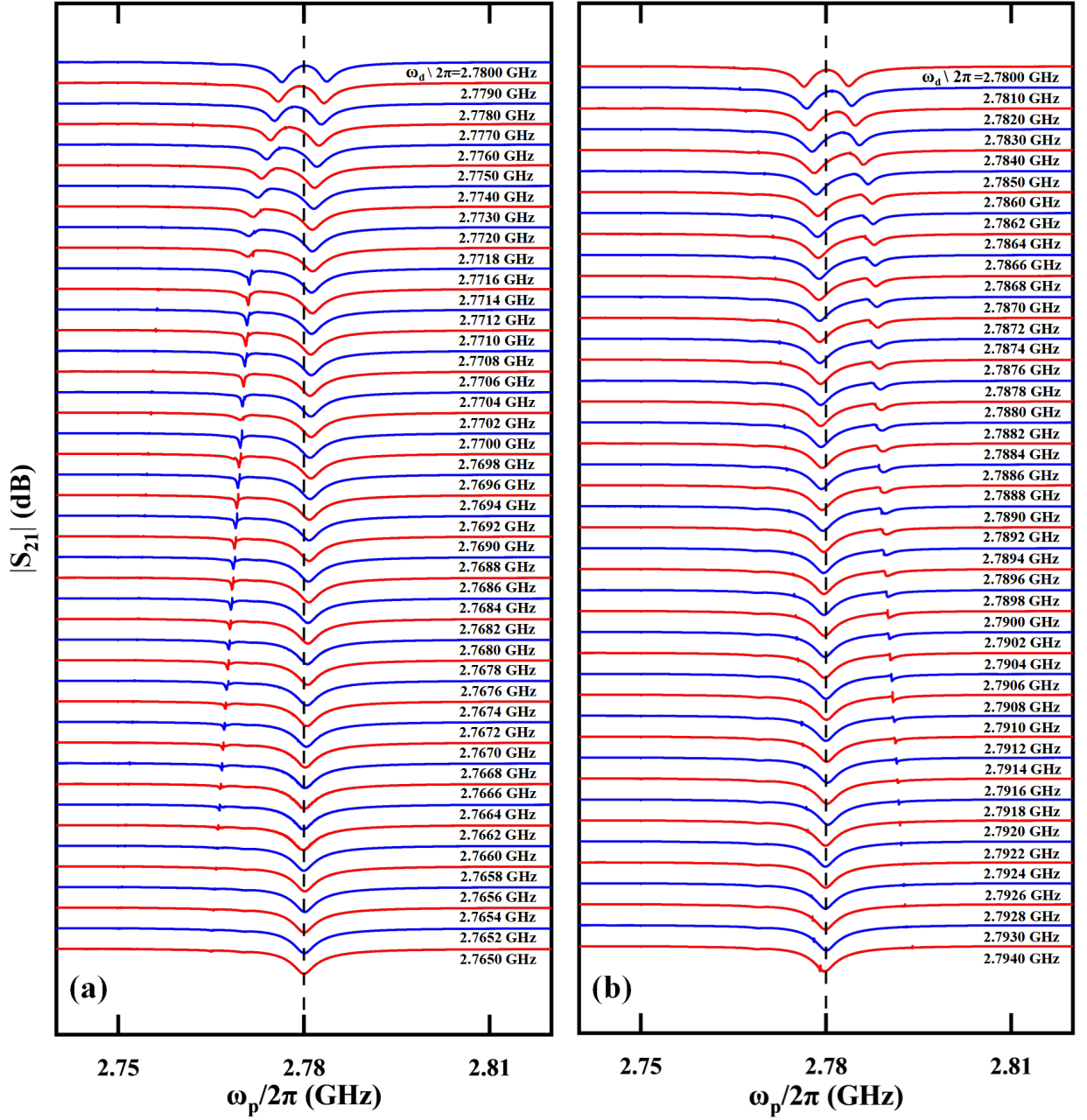


FIG. 3. Measured microwave transmission spectra at a constant pump power $P_d = -5$ dBm and different pump frequencies. (a) When $\omega_d < \omega_0$, we change the pump frequency $\omega_d/(2\pi)$ from 2.7650 to 2.7800 GHz, i.e., the pump frequency approaches the FMR frequency. Unstable signals appear when $\omega_d/(2\pi)$ varies from 2.7650 to 2.7660 GHz; Fano resonance occurs from 2.7662 to 2.7700 GHz; the pump-induced mode splitting is observed from 2.7702 to 2.7800 GHz. (b) When $\omega_d > \omega_0$, we change the pump frequency $\omega_d/(2\pi)$ from 2.7940 to 2.7800 GHz, i.e., away from the FMR frequency. Within this range, the FMR absorption spectrum is unaffected when the pump frequency is between 2.7940 and 2.7920 GHz; Fano resonance emerges when $\omega_d/(2\pi)$ exceeds 2.7918 GHz; as the pump frequency increases, the Fano resonance gradually disappears while the modes split.

frequency $\omega_0/(2\pi) = 2.780$ GHz.

Next, we fix the pump power at $P_d = -5$ dBm and change the pump frequency $\omega_d/(2\pi)$ from 2.7650 to 2.7940 GHz, i.e., the pump frequency $\omega_d < \omega_0$ approaches the FMR frequency. As shown in Fig. 3(a), when the

pump frequency is far away from the FMR frequency, we find a tiny unstable signal as the frequency $\omega_d/(2\pi)$ varies from 2.7650 to 2.7660 GHz, which has little effect on the FMR absorption spectra.

Increasing the pump frequency to $\omega_d/(2\pi) = 2.7662$ GHz, we observe a stable signal with an asymmetric spectral shape. This signal shows a sharp change between a dip and a peak, consistent with the shape of the Fano resonance [35, 37, 38]. As the pump frequency shifts from 2.7662 to 2.7700 GHz, the characteristics of the Fano resonance become increasingly apparent. We continue to increase the pump frequency to 2.7702 GHz and find a dip appears below the pump frequency, which agrees with the reported pump-induced splitting (PIS) by Rao *et al.* [31]. The magnetic sphere, however, is saturated in our sample. At the same time, we observe that as the pump frequency gradually approaches the FMR frequency, the depth of the dip in the microwave transmission near the pump frequency $\omega_d/(2\pi)$ increases. At the FMR frequency $\omega_d/(2\pi) = 2.7800$ GHz, the single resonance dip dramatically splits into two dips with equal intensities, in agreement with previously reported PIS observations [31–33].

Further, as shown in Fig. 3(b), we modulate the pump frequency to approach the FMR frequency when $\omega_d > \omega_0$. When the pump is far from the FMR, we again observe unstable signals at the pump frequency, without Fano resonance or PIS phenomena. When the pump frequency $\omega_d/(2\pi) = 2.7918$ GHz, we also observe the phenomenon of Fano resonance. However, comparing Fig. 3(a) and (b), we find that the two Fano resonances are *completely opposite*: We observe that the signal in Fig. 3(a) first exhibits a dip followed by a peak, while the spectrum in Fig. 3(b) shows a peak first and then descends into a dip. As we continue to decrease the pump frequency, we observe that the Fano-resonance phenomenon first becomes more pronounced, then evolves into the PIS phenomenon.

We then turn to address the pump-power dependence of the nonlinear magnetization dynamics by fixing the pump frequencies at $\omega_d/(2\pi) = 2.770$ GHz and $\omega_d/(2\pi) = 2.788$ GHz, which are below and above the FMR frequency $\omega_0/(2\pi) = 2.780$ GHz. When the power $P_d = -20$ dBm for the pump microwave of frequency $\omega_d/(2\pi) = 2.770$ GHz, the dip of FMR does not change, but a fluctuating signal appears at the pump frequency $\omega_d/(2\pi) = 2.770$ GHz, as shown in Fig. 4(a). When we increase the pump power to $P_d = -7$ dBm, the transmission spectrum $|S_{21}|$ exhibits a significant change, i.e., the emergence of a Fano resonance phenomenon characterized by a dip-then-peak structure. Increasing the pump power to $P_d = -5$ dBm and 0 dBm, we find that the signal exhibits a more pronounced Fano resonance. At the same time, we observe that the FMR absorption spectrum shifts to a higher frequency.

When the pump frequency is fixed at $\omega_d/(2\pi) = 2.788$ GHz, which is larger than the FMR frequency, we vary the pump power from $P_d = -20$ dBm to 0 dBm. When the pump power is low, Fig. 4(b) shows the same phenomenon as Fig. 4(a), i.e., an unstable signal ap-

pears that does not affect the FMR absorption spectrum. When the pump power is increased to $P_d = -7$ dBm and 0 dBm, we observe Fano resonance at both pump powers. In contrast to Fig. 4(a), the Fano resonance in the spectra of Fig. 4(b) shows opposite symmetry, characterized by a peak followed by a dip, and the FMR absorption is shifted to a lower frequency.

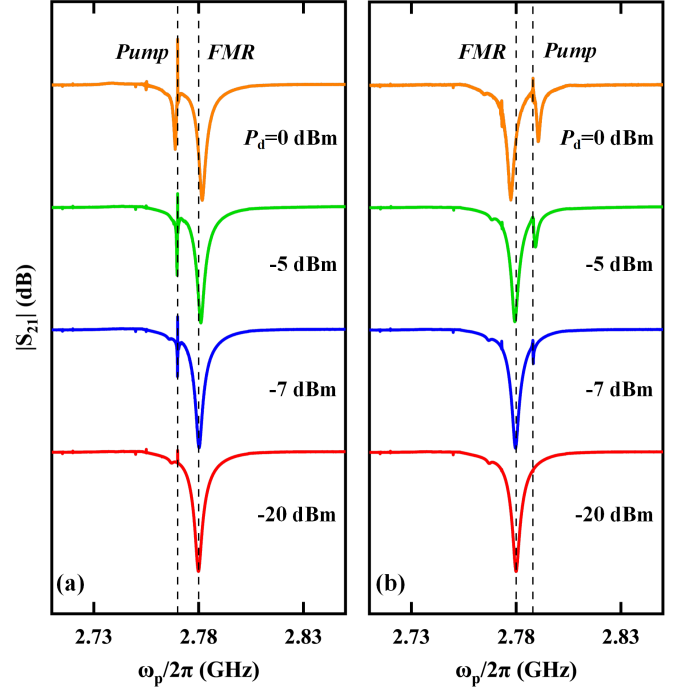


FIG. 4. Measured microwave transmission spectra at different pump powers under a fixed pump frequency. (a) When the fixed pump frequency is set to $\omega_d/(2\pi) = 2.770$ GHz (below the FMR frequency), the pump power $P_d = -20$ dBm causes a signal instability at $\omega_d/(2\pi)$; increasing the pump power to $P_d = -7$ dBm induces the Fano resonance that persists until $P_d = 0$ dBm. (b) When the pump frequency is fixed at $\omega_d/(2\pi) = 2.788$ GHz (above the FMR frequency), no significant phenomenon appears at $P_d = -20$ dBm; when $P_d = -7$ dBm, a Fano resonance with the shape opposite to that observed at $\omega_d/(2\pi) = 2.770$ GHz emerges; as the power increases to $P_d = 0$ dBm, the Fano resonance characteristics become more pronounced.

In a short summary, when the pump frequency is far from the FMR frequency, we observe an unstable signal at the pump frequency in the microwave transmission, as shown in Fig. 3. As the pump frequency approaches the FMR, we observe the appearance of a Fano resonance around the drive frequency (Fig. 3 and 4). When the pump frequency is close to the FMR frequency, we observe the phenomenon of PIS. To analyze the generation of Fano resonances and PIS and to explain their evolution with the pump frequency and pump power, we establish

the following theoretical model and scattering theory of microwave photons.

III. SCATTERING THEORY FOR DETECTION OF NONLINEAR MAGNON MODES

A. Pump-induced magnon interaction

To explain the experimental observation, we set up a model involving the three-magnon interaction [13–17]. As illustrated in Fig. 5, we consider the Kittel magnon \hat{m}_0 of the FMR frequency ω_0 , which via the coupling constant g_k couples *nonlinearly* with two magnon modes with opposite wave vectors $\pm k$ of frequency ω_k , one being \hat{m}_k and the other being \hat{m}_{-k} . The Kittel magnon \hat{m}_0 is under the coherent drive of the drive frequency ω_d with the drive strength Ω_d by the “pump” microwaves, which is probed by the photon modes \hat{a}_k of frequency $\Omega_k = \omega_p$ in the coplanar waveguide. According to the input-output formalism [30, 43, 44], $\Omega_d = \sqrt{P_d \gamma_{\text{ext}} / (2\hbar\omega_0)}$ is related to the input microwave power P_d and the external losses of the resonantly driven Kittel mode.

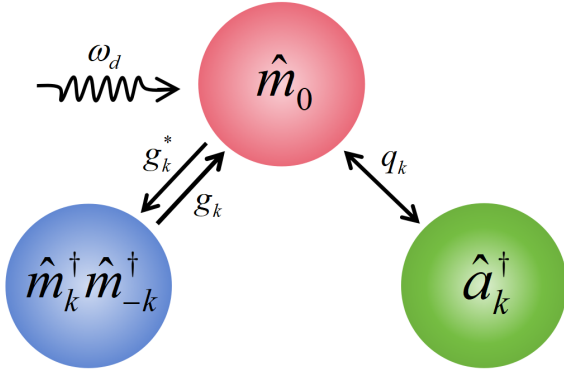


FIG. 5. Three-magnon interaction in the magnetic sphere driven by a strong “pump” microwave of frequency ω_d . \hat{m}_0 and \hat{a}_k represent, respectively, the Kittel magnon and the microwave photon, coupled via a coupling strength q_k . \hat{m}_k and \hat{m}_{-k} are a pair of magnons with opposite wave vectors, which couple to \hat{m}_0 with the coupling strengths g_k .

Such a model is described by the Hamiltonian

$$\begin{aligned} \hat{H}/\hbar = & \omega_0 \hat{m}_0^\dagger \hat{m}_0 + \omega_k \hat{m}_k^\dagger \hat{m}_k + \omega_{-k} \hat{m}_{-k}^\dagger \hat{m}_{-k} \\ & + g_k^* \hat{m}_0 \hat{m}_k^\dagger \hat{m}_{-k}^\dagger + g_k \hat{m}_0^\dagger \hat{m}_k \hat{m}_{-k} \\ & + i \left(\Omega_d^* \hat{m}_0 e^{i\omega_d t} - \Omega_d \hat{m}_0^\dagger e^{-i\omega_d t} \right) \\ & + \sum_k \Omega_k \hat{a}_k^\dagger \hat{a}_k + \sum_k q_k \left(\hat{a}_k^\dagger \hat{m}_0 + \hat{a}_k \hat{m}_0^\dagger \right), \end{aligned} \quad (1)$$

where g_k is the coupling strength between the magnetostatic Kittel mode and the magnon pairs with wave number $\pm k$, q_k is the coupling strength between the Kittel mode and the photon mode in the coplanar waveguide. According to the Heisenberg equation, we obtain

the equation of motion of these operators

$$\begin{aligned} \frac{d\hat{m}_0}{dt} = & \left(-i\omega_0 - \frac{\gamma_0}{2} \right) \hat{m}_0 - ig_k \hat{m}_k \hat{m}_{-k} \\ & - \Omega_d e^{-i\omega_d t} - i \sum_k q_k \hat{a}_k, \\ \frac{d\hat{m}_k}{dt} = & \left(-i\omega_k - \frac{\gamma_k}{2} \right) \hat{m}_k - ig_k^* \hat{m}_0 \hat{m}_{-k}^\dagger, \\ \frac{d\hat{m}_{-k}}{dt} = & \left(-i\omega_{-k} - \frac{\gamma_{-k}}{2} \right) \hat{m}_{-k} - ig_k^* \hat{m}_0 \hat{m}_k^\dagger, \\ \frac{d\hat{a}_k}{dt} = & -iq_k \hat{m}_0 - i\Omega_k \hat{a}_k, \end{aligned} \quad (2)$$

in which γ_0 accounts for the dissipation of the Kittel mode and $\gamma_{\pm k}$ is the dissipation of the magnons with opposite wave number $\pm k$.

To eliminate the fast oscillation in the pumping, we express $\hat{m}_0(t) = \hat{\alpha}(t)e^{-i\omega_d t}$, $\hat{m}_k(t) = \hat{\beta}_k(t)e^{-i\omega_d t/2}$, $\hat{m}_{-k}(t) = \hat{\beta}_{-k}(t)e^{-i\omega_d t/2}$, and $\hat{a}_k(t) = \hat{c}_k(t)e^{-i\omega_d t}$ in terms of oscillators $\{\hat{\alpha}(t), \hat{\beta}_k(t), \hat{\beta}_{-k}(t), \hat{c}_k(t)\}$. The constant drive creates the steady-state amplitudes, for which we construct a mean-field solution via setting $\hat{\alpha} = \langle \hat{\alpha} \rangle + \delta\hat{\alpha}$, $\hat{\beta}_k = \langle \hat{\beta}_k \rangle + \delta\hat{\beta}_k$, $\hat{\beta}_{-k} = \langle \hat{\beta}_{-k} \rangle + \delta\hat{\beta}_{-k}$, and $\hat{c}_k = \langle \hat{c}_k \rangle + \delta\hat{c}_k$, where $\langle \hat{\alpha} \rangle$, $\langle \hat{\beta}_k \rangle$, $\langle \hat{\beta}_{-k} \rangle$, and $\langle \hat{c}_k \rangle$ are the steady-state solution independent of time, while $\delta\hat{\alpha}$, $\delta\hat{\beta}_k$, $\delta\hat{\beta}_{-k}$, and $\delta\hat{c}_k$ are the time-dependent fluctuations. Substitution into Eq. (2) leads to the equation of motion for the mean-field solution:

$$\begin{aligned} \frac{d\langle \hat{\alpha} \rangle}{dt} = & - \left[i(\omega_0 - \omega_d) + \frac{\gamma_0}{2} \right] \langle \hat{\alpha} \rangle - ig_k \langle \hat{\beta}_k \rangle \langle \hat{\beta}_{-k} \rangle \\ & - \Omega_d - i \sum_k q_k \langle \hat{c}_k \rangle = 0, \\ \frac{d\langle \hat{\beta}_k \rangle}{dt} = & - \left[i \left(\omega_k - \frac{\omega_d}{2} \right) + \frac{\gamma_k}{2} \right] \langle \hat{\beta}_k \rangle - ig_k^* \langle \hat{\alpha} \rangle \langle \hat{\beta}_{-k}^\dagger \rangle = 0, \\ \frac{d\langle \hat{\beta}_{-k} \rangle}{dt} = & - \left[i \left(\omega_{-k} - \frac{\omega_d}{2} \right) + \frac{\gamma_{-k}}{2} \right] \langle \hat{\beta}_{-k} \rangle - ig_k^* \langle \hat{\alpha} \rangle \langle \hat{\beta}_k^\dagger \rangle = 0, \\ \frac{d\langle \hat{c}_k \rangle}{dt} = & -i(\Omega_k - \omega_d) \langle \hat{c}_k \rangle - iq_k \langle \hat{\alpha} \rangle = 0. \end{aligned} \quad (3)$$

Considering the situation without the probe, i.e., disregarding $\langle \hat{c}_k \rangle$, we obtain the steady-state solutions

$$\begin{aligned} \langle \hat{\alpha} \rangle = & - \frac{ig_k \langle \hat{\beta}_k \rangle \langle \hat{\beta}_{-k} \rangle + \Omega_d}{i(\omega_0 - \omega_d) + \gamma_0/2}, \\ \langle \hat{\beta}_k \rangle = & - \frac{ig_k^* \langle \hat{\alpha} \rangle \langle \hat{\beta}_{-k}^\dagger \rangle}{i(\omega_k - \omega_d/2) + \gamma_k/2}, \\ \langle \hat{\beta}_{-k} \rangle = & - \frac{ig_k^* \langle \hat{\alpha} \rangle \langle \hat{\beta}_k^\dagger \rangle}{i(\omega_{-k} - \omega_d/2) + \gamma_{-k}/2}. \end{aligned} \quad (4)$$

Based on these solutions, we find the relations

$$\frac{\langle \hat{\beta}_k \rangle}{\langle \hat{\beta}_{-k}^\dagger \rangle} = - \frac{ig_k^* \langle \hat{\alpha} \rangle}{i(\omega_k - \omega_d/2) + \gamma_k/2}, \quad (5a)$$

$$\frac{\langle \hat{\beta}_{-k} \rangle}{\langle \hat{\beta}_k^\dagger \rangle} = - \frac{ig_k^* \langle \hat{\alpha} \rangle}{i(\omega_{-k} - \omega_d/2) + \gamma_{-k}/2}. \quad (5b)$$

Accordingly, we obtain $|\langle\hat{\beta}_k\rangle|^2 = |\langle\hat{\beta}_{-k}\rangle|^2$. Further, when we express the steady-state solutions in the form of $\langle\hat{\beta}_k\rangle = \beta e^{i\phi_k}$, $\langle\hat{\beta}_{-k}\rangle = \beta e^{i\phi_{-k}}$, and the coupling in the form of $g_k = |g_k|e^{i\phi_g}$, the total phase can be defined as $\phi = \phi_k + \phi_{-k} + \phi_g$ [32]. Hence, the steady-state equations are rewritten as

$$[i(\omega_0 - \omega_d) + \gamma_0/2] \langle\hat{\alpha}\rangle + \Omega_d + i|g_k|\beta^2 e^{i\phi} = 0, \quad (6a)$$

$$\left[i\left(\omega_k - \frac{\omega_d}{2}\right) + \gamma_k/2\right] \beta e^{i\phi} + i|g_k|\langle\hat{\alpha}\rangle\beta = 0. \quad (6b)$$

Eliminating $\langle\hat{\alpha}\rangle$ leads to the equation for β :

$$\begin{aligned} & [i(\omega_k - \omega_d/2) + \gamma_k/2] [i(\omega_0 - \omega_d) + \gamma_0/2] e^{i\phi} \\ & = i|g_k|\Omega_d - |g_k|^2\beta^2 e^{i\phi}. \end{aligned} \quad (7)$$

An analytical solution of Eq. (7) can be obtained when the drive frequency coincides with the FMR resonance, i.e., $\omega_d = \omega_0$. We assume $\omega_k - \omega_d/2 = 0$ and set $\phi = \pi/2$ that renders a real solution for β . Under these assumptions, the steady state value of the magnon pairs can be solved explicitly, giving [32, 33]

$$\beta = \sqrt{\frac{4|g_k|\Omega_d - \gamma_0\gamma_k}{4|g_k|^2}}. \quad (8)$$

However, when ω_d is away from ω_0 , we have to find a numerical solution. In this situation, we shall set $\phi \approx \pi/2$ that renders a real solution for β . With β , the driven amplitudes $\langle\hat{\alpha}\rangle$ and $\langle\hat{\beta}_{\pm k}\rangle$ are obtained according to Eq. (4), which mediate an interaction between the fluctuations $\delta\hat{\alpha}$, $\delta\hat{\beta}_k$, $\delta\hat{\beta}_{-k}$, and $\delta\hat{c}_k$, which after disregarding the terms of higher orders obey

$$\begin{aligned} \frac{d\delta\hat{\alpha}}{dt} &= -\left[i(\omega_0 - \omega_d) + \frac{\gamma_0}{2}\right] \delta\hat{\alpha} \\ &\quad - ig_k \left(\langle\hat{\beta}_k\rangle\delta\hat{\beta}_{-k} + \delta\hat{\beta}_k\langle\hat{\beta}_{-k}\rangle\right) - i\sum_k q_k \delta\hat{c}_k, \\ \frac{d\delta\hat{\beta}_k}{dt} &= -\left[i\left(\omega_k - \frac{\omega_d}{2}\right) + \frac{\gamma_k}{2}\right] \delta\hat{\beta}_k \\ &\quad - ig_k^* \left(\langle\hat{\alpha}\rangle\delta\hat{\beta}_{-k}^\dagger + \delta\hat{\alpha}\langle\hat{\beta}_{-k}^\dagger\rangle\right), \\ \frac{d\delta\hat{\beta}_{-k}}{dt} &= -\left[i\left(\omega_{-k} - \frac{\omega_d}{2}\right) + \frac{\gamma_{-k}}{2}\right] \delta\hat{\beta}_{-k} \\ &\quad - ig_k^* \left(\langle\hat{\alpha}\rangle\delta\hat{\beta}_k^\dagger + \delta\hat{\alpha}\langle\hat{\beta}_k^\dagger\rangle\right), \\ \frac{d\delta\hat{c}_k}{dt} &= -i(\Omega_k - \omega_d)\delta\hat{c}_k - iq_k\delta\hat{\alpha}. \end{aligned} \quad (9)$$

According to Eq. (9), we construct the effective Hamiltonian for the fluctuations as

$$\begin{aligned} \hat{H}_{\text{eff}}/\hbar &= (\omega_0 - \omega_d)\delta\hat{\alpha}^\dagger\delta\hat{\alpha} + \left(\omega_{-k} - \frac{\omega_d}{2}\right)\delta\hat{\beta}_{-k}^\dagger\delta\hat{\beta}_{-k} \\ &\quad + \left(\omega_k - \frac{\omega_d}{2}\right)\delta\hat{\beta}_k^\dagger\delta\hat{\beta}_k + g_k\langle\hat{\beta}_k\rangle\delta\hat{\beta}_{-k}\delta\hat{\alpha}^\dagger \\ &\quad + g_k^*\langle\hat{\beta}_{-k}^\dagger\rangle\delta\hat{\beta}_{-k}^\dagger\delta\hat{\alpha} + g_k\langle\hat{\beta}_{-k}\rangle\delta\hat{\beta}_k\delta\hat{\alpha}^\dagger \\ &\quad + g_k^*\langle\hat{\beta}_{-k}^\dagger\rangle\delta\hat{\beta}_k^\dagger\delta\hat{\alpha} + g_k^*\langle\hat{\alpha}\rangle\delta\hat{\beta}_{-k}^\dagger\delta\hat{\beta}_k^\dagger + g_k\langle\hat{\alpha}^\dagger\rangle\delta\hat{\beta}_{-k}\delta\hat{\beta}_k \\ &\quad + \sum_k (\Omega_k - \omega_d)\delta\hat{c}_k^\dagger\delta\hat{c}_k + \sum_k q_k(\delta\hat{c}_k\delta\hat{\alpha}^\dagger + \delta\hat{c}_k^\dagger\delta\hat{\alpha}). \end{aligned} \quad (10)$$

It shows several features. On one hand, $\delta\hat{\alpha}$ couples with $\delta\hat{\beta}_k$ ($\delta\hat{\beta}_{-k}$) via the coupling constant $g_k\langle\hat{\beta}_{-k}\rangle$ ($g_k\langle\hat{\beta}_k\rangle$); $\delta\hat{\beta}_k$ couples with $\delta\hat{\beta}_{-k}^\dagger$ via the coupling constant $g_k^*\langle\hat{\alpha}\rangle$. On the other hand, the fluctuation of VNA microwaves $\delta\hat{c}_k$ couples with $\delta\hat{\alpha}$, which can thereby directly detect the fluctuation of ferromagnetic resonance, but can only detect $\delta\hat{\beta}_{\pm k}$ indirectly.

B. Microwave scattering matrix

As addressed above, the fluctuation of the VNA microwaves $\delta\hat{c}_k$ couples directly with the fluctuation $\delta\hat{\alpha}$ and thereby detects its dynamics, which reflects the back action and properties of $\delta\hat{\beta}_{\pm k}$ due to their interaction with $\delta\hat{\alpha}$ mediated by the driven amplitudes $\langle\hat{\alpha}\rangle$ and $\langle\hat{\beta}_{\pm k}\rangle$. To calculate the scattering matrix of the probe microwave photon, we decompose the effective Hamiltonian \hat{H}_{eff} into an uncoupled free Hamiltonian \hat{H}_0 and interaction Hamiltonian \hat{H}_{int} :

$$\begin{aligned} \hat{H}_0/\hbar &= (\omega_0 - \omega_d)|\delta\alpha\rangle\langle\delta\alpha| + \left(\omega_k - \frac{\omega_d}{2}\right)|\delta\beta_k\rangle\langle\delta\beta_k| \\ &\quad + \left(\omega_{-k} - \frac{\omega_d}{2}\right)|\delta\beta_{-k}\rangle\langle\delta\beta_{-k}| + \sum_k (\Omega_k - \omega_d)|\delta c_k\rangle\langle\delta c_k|, \\ \hat{H}_{\text{int}}/\hbar &= g_k\langle\hat{\beta}_k\rangle|\delta\alpha\rangle\langle\delta\beta_{-k}| + g_k^*\langle\hat{\beta}_{-k}^\dagger\rangle|\delta\beta_{-k}\rangle\langle\delta\alpha| \\ &\quad + g_k\langle\hat{\beta}_{-k}\rangle|\delta\alpha\rangle\langle\delta\beta_k| + g_k^*\langle\hat{\beta}_k^\dagger\rangle|\delta\beta_k\rangle\langle\delta\alpha| \\ &\quad + g_k^*\langle\hat{\alpha}\rangle(|\delta\beta_{-k}\rangle\otimes|\delta\beta_k\rangle\langle 0|) \\ &\quad + g_k\langle\hat{\alpha}^\dagger\rangle(|0\rangle\langle\delta\beta_{-k}|\otimes\langle\delta\beta_k|) \\ &\quad + \sum_k q_k(|\delta c_k\rangle\langle\delta\alpha| + |\delta\alpha\rangle\langle\delta c_k|), \end{aligned} \quad (11)$$

in which $|\delta c_k\rangle$ is the fluctuation state associated with a photon of wave vector k , $|\delta\alpha\rangle$ is the fluctuation state of the Kittle magnon, and $|\delta\beta_{\pm k}\rangle$ is the fluctuation state of the magnon pair with wave vector $\pm k$.

By the Lippmann-Schwinger formula [45–47], the scattered states of the “probe” microwave photon read

$$\begin{aligned} |\psi_{c_k}\rangle &= |\delta c_k\rangle + \frac{1}{\Omega_k - \omega_d - \hat{H}_0 + i0_+} \hat{H}_{\text{int}} |\psi_{c_k}\rangle \\ &= \hat{T} |\delta c_k\rangle, \end{aligned} \quad (12)$$

which is related to the initial states $|\delta c_k\rangle$ of the microwave photon via the \hat{T} -matrix. The elements of the \hat{T} -matrix

are derived as [45–48]

$$\begin{aligned} T_{c_{k'}, c_k} &= \langle \delta c_{k'} | \hat{T} | \delta c_k \rangle \\ &= \langle \delta c_{k'} | \delta c_k \rangle + \langle \delta c_{k'} | \frac{1}{\Omega_k - \omega_d - \hat{H}_0 + i0_+} \hat{H}_{\text{int}} \hat{T} | \delta c_k \rangle \\ &= \delta_{c_{k'}, c_k} + \frac{1}{\Omega_k - \Omega_{k'} + i0_+} q_{k'} \langle \delta \alpha | \hat{T} | \delta c_k \rangle, \end{aligned} \quad (13a)$$

$$\begin{aligned} T_{\alpha, c_k} &= \langle \delta \alpha | \hat{T} | \delta c_k \rangle \\ &= \frac{1}{\Omega_k - \omega_0 + i0_+} \left[g_k \langle \hat{\beta}_k \rangle \langle \delta \beta_{-k} | \hat{T} | \delta c_k \rangle \right. \\ &\quad \left. + g_k \langle \hat{\beta}_{-k} \rangle \langle \delta \beta_k | \hat{T} | \delta c_k \rangle + \sum_{k'} q_{k'} \langle \delta c_{k'} | \hat{T} | \delta c_k \rangle \right], \end{aligned} \quad (13b)$$

$$\begin{aligned} T_{\beta_{-k}, c_k} &= \langle \delta \beta_{-k} | \hat{T} | \delta c_k \rangle \\ &= \frac{1}{\Omega_k - \omega_{-k} - \omega_d/2 + i0_+} g_k^* \langle \hat{\beta}_k^\dagger \rangle \langle \delta \alpha | \hat{T} | \delta c_k \rangle, \end{aligned} \quad (13c)$$

$$\begin{aligned} T_{\beta_k, c_k} &= \langle \delta \beta_k | \hat{T} | \delta c_k \rangle \\ &= \frac{1}{\Omega_k - \omega_k - \omega_d/2 + i0_+} g_k^* \langle \hat{\beta}_{-k}^\dagger \rangle \langle \delta \alpha | \hat{T} | \delta c_k \rangle. \end{aligned} \quad (13d)$$

By substituting Eq. (13a), (13c), and (13d) into (13b), we obtain the amplitudes between the probe microwave photon and the fluctuation of the Kittel magnon

$$\begin{aligned} T_{\alpha, c_k} &= \langle \delta \alpha | \hat{T} | \delta c_k \rangle = \frac{1}{\Omega_k - \omega_0 + i0_+} \\ &\quad \times \left[|g_k|^2 |\langle \hat{\beta}_k \rangle|^2 \frac{1}{\Omega_k - \omega_{-k} - \omega_d/2 + i0_+} \langle \delta \alpha | \hat{T} | \delta c_k \rangle \right. \\ &\quad + |g_k|^2 |\langle \hat{\beta}_{-k} \rangle|^2 \frac{1}{\Omega_k - \omega_k - \omega_d/2 + i0_+} \langle \delta \alpha | \hat{T} | \delta c_k \rangle \\ &\quad \left. + \sum_{k'} \frac{q_{k'}^2}{\Omega_k - \Omega_{k'} + i0_+} \langle \delta \alpha | \hat{T} | \delta c_k \rangle + q_k \right], \end{aligned} \quad (14)$$

leading to

$$T_{\alpha, c_k} = \frac{q_k}{(\Omega_k - \omega_0 + i0_+) - \Sigma(\Omega_k)}, \quad (15)$$

in which

$$\begin{aligned} \Sigma(\Omega_k) &= \frac{|g_k|^2 |\langle \hat{\beta}_k \rangle|^2}{\Omega_k - \omega_{-k} - \omega_d/2 + i0_+} + \frac{|g_k|^2 |\langle \hat{\beta}_{-k} \rangle|^2}{\Omega_k - \omega_k - \omega_d/2 + i0_+} \\ &\quad + \sum_{k'} \frac{q_{k'}^2}{\Omega_k - \Omega_{k'} + i0_+} \end{aligned} \quad (16)$$

represents the self-energy of VNA photons [48]. Finally, substitution of Eq. (15) into Eq. (13a) yields the scattering amplitudes of the “probe” photons

$$\begin{aligned} T_{c_{k'}, c_k} &= \langle \delta c_{k'} | \hat{T} | \delta c_k \rangle = \delta_{c_{k'}, c_k} + \frac{1}{\Omega_k - \Omega_{k'} + i0_+} \\ &\quad \times \frac{q_{k'} q_k}{(\Omega_k - \omega_0 + i0_+) - \Sigma(\Omega_k)}. \end{aligned} \quad (17)$$

For the initial state of a probe microwave photon with wave vector $k > 0$, the scattered state far away from the

“scattering region” magnetic sphere reads

$$\begin{aligned} \langle y | \psi_{c_k} \rangle \big|_{y \rightarrow +\infty} &= \langle y | \hat{T} | \delta c_k \rangle \\ &= \sum_{k'} \langle y | \delta c_{k'} \rangle \langle \delta c_{k'} | \hat{T} | \delta c_k \rangle \\ &= \langle y | \delta c_k \rangle + \int \frac{dk'}{2\pi} L_y \langle y | \delta c_{k'} \rangle \frac{1}{\Omega_k - \Omega_{k'} + i0_+} \\ &\quad \times \frac{q_{k'} q_k}{[(\Omega_k - \omega_0 + i0_+) - \Sigma(\Omega_k)]}, \end{aligned} \quad (18)$$

in which L_y is the length of the coplanar waveguide along the propagation \hat{y} -direction. With the dispersion relation $\Omega_k = v_k k$ of the photon modes in a waveguide with the photon group velocity v_k [46, 47], we calculate the integral in (18) by applying the residue theorem:

$$\begin{aligned} &\int \frac{dk'}{2\pi} L_y \frac{\langle y | \delta c_{k'} \rangle}{\Omega_k - \Omega_{k'} + i0_+} \frac{q_{k'} q_k}{[(\Omega_k - \omega_0 + i0_+) - \Sigma(\Omega_k)]} \\ &= \frac{q_k}{[(\Omega_k - \omega_0 + i0_+) - \Sigma(\Omega_k)]} \left(\frac{-iL_y \langle y | \delta c_k \rangle q_k}{v_k} \right), \end{aligned} \quad (19)$$

in which

$$\begin{aligned} \Sigma(\Omega_k) &= \frac{|g_k|^2 |\langle \hat{\beta}_k \rangle|^2}{\Omega_k - \omega_{-k} - \omega_d/2 + i0_+} + \frac{|g_k|^2 |\langle \hat{\beta}_{-k} \rangle|^2}{\Omega_k - \omega_k - \omega_d/2 + i0_+} \\ &\quad - iL_y q_k^2 / v_k, \end{aligned} \quad (20)$$

since $\sum_{k'} q_{k'}^2 / (\Omega_k - \Omega_{k'} + i0_+) = -iL_y q_k^2 / v_k$. Therefore, the scattered state reads

$$\begin{aligned} \langle y | \psi_{c_k} \rangle \big|_{y \rightarrow +\infty} &= \langle y | \delta c_k \rangle \left(1 - \frac{E_k}{(\Omega_k - \omega_0 + i0_+) - F_k - G_k + E_k} \right), \end{aligned} \quad (21)$$

in which

$$\begin{aligned} E_k &= iL_y q_k^2 / v_k, \\ F_k &= |g_k|^2 |\langle \hat{\beta}_k \rangle|^2 \frac{1}{\Omega_k - \omega_{-k} - \omega_d/2 + i0_+}, \\ G_k &= |g_k|^2 |\langle \hat{\beta}_{-k} \rangle|^2 \frac{1}{\Omega_k - \omega_k - \omega_d/2 + i0_+}. \end{aligned} \quad (22)$$

According to Eq. (21), after the microwave signal passes through the coplanar waveguide loaded with the YIG sphere, the incident state $\langle y | \delta c_k \rangle$ is modulated by the microwave transmission. Including the damping of magnons, the microwave transmission is finally given by

$$S_{21}(\omega) = 1 - \frac{E_k}{(\Omega_k - \omega_0 + i\gamma_0/2) - F_\gamma(k) - G_\gamma(k) + E_k}, \quad (23)$$

in which, after accounting for the damping, the photon self-energies

$$\begin{aligned} F_\gamma(k) &= |g_k|^2 |\langle \hat{\beta}_k \rangle|^2 \frac{1}{\Omega_k - \omega_{-k} - \omega_d/2 + i\gamma_{-k}/2}, \\ G_\gamma(k) &= |g_k|^2 |\langle \hat{\beta}_{-k} \rangle|^2 \frac{1}{\Omega_k - \omega_k - \omega_d/2 + i\gamma_k/2}. \end{aligned} \quad (24)$$

IV. COMPARISON OF OBSERVATIONS AND MODEL CALCULATIONS

To obtain the intrinsic parameters of the photon modes in the coplanar waveguide and the FMR in the magnetic sphere, we first consider the coupling between the Kittel magnon mode and the waveguide photon mode without exerting the drive microwaves, in which case only the FMR absorption spectrum exists. In this linear-response regime, we disregard the photon self-energies $F_\gamma(k)$ and $G_\gamma(k)$ due to the three-magnon interaction in Eq. (23) when calculating the FMR absorption spectrum. We use the parameters $v_k = 3 \times 10^7$ m/s, $q_k = 40$ Hz, and $\gamma_0/(2\pi) = 1.5$ MHz in the calculation Eq. (23) and find that the calculated transmission spectrum well reproduces the experimentally measured FMR spectrum, as compared in Fig. 6.

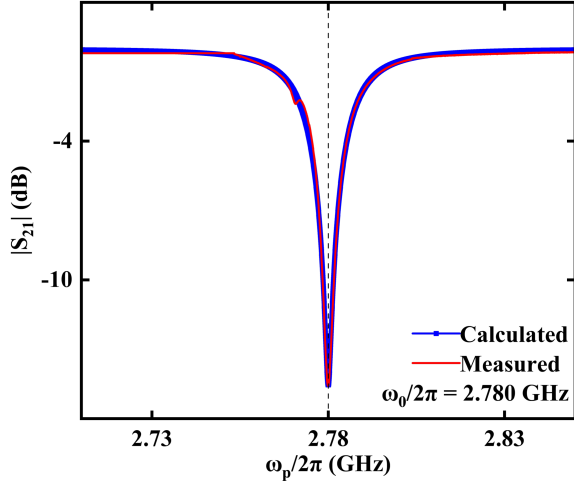


FIG. 6. Comparison of measured FMR absorption spectra and calculated microwave transmission. The red curve is the measured FMR absorption spectrum of the Kittel magnon mode with the external magnetic field $\mu_0 H_{\text{ext}} = 92.265$ mT. The blue curve represents a fit of the microwave transmission (23) to the experimental data, yielding $\omega_0/(2\pi) = 2.780$ GHz and $\gamma_0/(2\pi) = 1.5$ MHz.

To explain the observed Fano resonance occurring around the pump frequencies, as well as the mode splitting, in the presence of strong microwave drive, we include the photon self-energies $F_\gamma(k)$ and $G_\gamma(k)$ in Eq. (23) while retaining the parameters obtained in Fig. 6. In the calculation, we use the damping broadening $\gamma_k/(2\pi) = \gamma_{-k}/(2\pi) = 0.11$ MHz for the magnon pair, which is much smaller than the FMR linewidth γ_0 , $\gamma_{\text{ext}}/(2\pi) = 0.5$ MHz, $\omega_k = \omega_{-k} = \omega_d/2$, and $g_k = 3$ Hz. The steady-state value of $|\langle \hat{\beta}_k \rangle| = |\langle \hat{\beta}_{-k} \rangle|$ is solved according to Eq. (7) for different driven frequencies ω_d . Here we present their corresponding values of $|\langle \hat{\beta}_k \rangle| = \{1.429, 1.879, 1.924, 1.879, 1.429\} \times 10^6$ when $P_d = -5$ dBm and $\omega_d/(2\pi) = \{2.766, 2.775, 2.780, 2.785, 2.794\}$ GHz. In this case,

the effective coupling between $\delta\alpha$ and $\delta\hat{\beta}_{\pm k}^\dagger$ is about 6 MHz. The value of $|\langle \hat{\beta}_k \rangle|$ reaches its maximum β [Eq. (8)] when $\omega_d = \omega_0$, but the variations in numerical values are not significant when ω_d is around ω_0 . We compare five characteristic microwave transmission spectra at different pump frequencies in Fig. 7. Figure 7(a) shows the measurement, while Fig. 7(b) is obtained by substitution of different values of ω_d into Eq. (23).

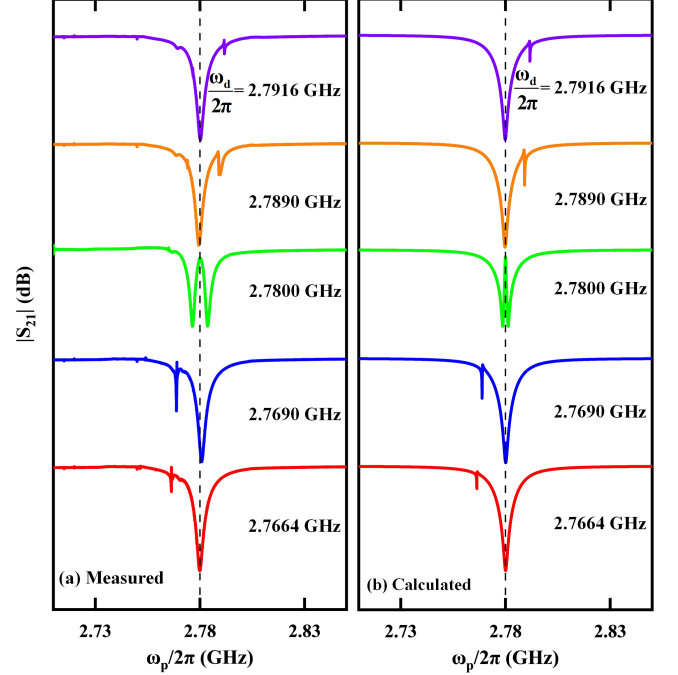


FIG. 7. Comparison of experimental measurements and theoretical calculations for the microwave transmission spectra with different pump frequencies. (a) Experimental measurement with typical driven frequencies around the FMR frequency $\omega_0/(2\pi) = 2.780$ GHz. (b) Theoretical calculation of the microwave transmission with the same drive frequencies as in (a). Theoretical calculations can reproduce the observed characteristic Fano resonance and mode splitting.

As shown in Fig. 7, the calculated transmission spectrum well reproduces the features of the Fano resonance when ω_d is a bit away from the FMR ω_0 as well as the mode splitting when $\omega_d = \omega_0$. When the pump frequency ω_d approaches the FMR frequency ω_0 , asymmetric Fano-resonance shapes appear in the transmission spectra, manifesting as a combination of sharp peaks and dips. To understand the appearance of the Fano resonance shape, we analyze the denominator $D = (\Omega_k - \omega_0 + i\gamma_0/2) - F_\gamma(k) - G_\gamma(k) + E_k$ in the microwave transmission Eq. (23). To this end, we decompose the real and imaginary parts of D according to

$$\begin{aligned} \text{Re}[D] &= (\Omega_k - \omega_0) - 2\text{Re}[F_\gamma(k)], \\ \text{Im}[D] &= \gamma_0/2 - 2\text{Im}[F_\gamma(k)] + |E_k|, \end{aligned} \quad (25)$$

in which

$$\begin{aligned} \text{Re}[F_\gamma(k)] &= \text{Re}[G_\gamma(k)] = |g_k|^2 |\langle \hat{\beta}_k \rangle|^2 \frac{\Omega_k - \omega_d}{(\Omega_k - \omega_d)^2 + (\frac{\gamma_k}{2})^2}, \\ \text{Im}[F_\gamma(k)] &= \text{Im}[G_\gamma(k)] = -|g_k|^2 |\langle \hat{\beta}_k \rangle|^2 \frac{\gamma_k/2}{(\Omega_k - \omega_d)^2 + (\frac{\gamma_k}{2})^2}. \end{aligned} \quad (26)$$

Combining Eqs. (25) and (26), we obtain

$$\begin{aligned} \text{Re}[S_{21}] &= 1 - |E_k| \text{Im}[D]/|D|^2, \\ \text{Im}[S_{21}] &= -|E_k| \text{Re}[D]/|D|^2. \end{aligned} \quad (27)$$

According to Eqs. (25) and (26), when the frequency of the “probe” photon coincides with the driven frequency, i.e., $\Omega_k = \omega_k + \omega_d/2 = \omega_d$, $\text{Re}[F_\gamma(k)] = 0$ and $\text{Re}[D] = \omega_d - \omega_0 < \gamma_0$ is small, rendering $\text{Im}[D]$ to dominate in the microwave transmission spectrum. Since γ_k is sufficiently small, $\text{Im}[F_\gamma(k)]$ is a large component when $|\Omega_k - \omega_d| \approx \gamma_k/2$ in $\text{Im}[D]$. Particularly, when $\Omega_k = \omega_d$, $|\text{Im}[D]|$ reaches its maximum, and the transmission spectrum $|S_{21}|(\text{dB}) = 20 \times \log_{10}|S_{21}|$, therefore, exhibits a peak *exactly* at $\Omega_k = \omega_d$ (refer to, for example, Fig. 8 below).

According to the measurement, the distribution of the asymmetric spectra, i.e., dip followed by peak or peak followed by dip, depends on whether $\omega_d < \omega_0$ or $\omega_d > \omega_0$. This feature is well captured by our scattering theory of photons, which accounts for the three-magnon interaction. We first analyze the situation when $\omega_d < \omega_0$, with which the Fano resonance exhibits a dip followed by a peak. Continuing the analysis of Eq. (25), we observe that when $\Omega_k \neq \omega_d$, the imaginary component $\text{Im}[D]$ decreases with the increase of $|\Omega_k - \omega_d|$, which is a cause of the reduction in $|D|$. At the same time, when $\Omega_k < \omega_d < \omega_0$, $\Omega_k - \omega_0$ and $-2\text{Re}[F_\gamma(k)]$ in the real component $\text{Re}[D]$ are opposite in sign and cancel each other, resulting in a minimum appearing in $\text{Re}[D]$ when $\Omega_k \rightarrow \omega_d$. Accordingly, from Eq. (27), $|S_{21}|$ (dB) is proportional to $|D|$, so when $\Omega_k \rightarrow \omega_0$ the transmission spectra first exhibits a dip at $\Omega_k < \omega_d$ and a peak at $\Omega_k = \omega_d$. Similarly, when analyzing the case with $\omega_d > \omega_0$, we conclude that a dip appears at $\Omega_k > \omega_d$ and a peak at $\Omega_k = \omega_d$.

At the ferromagnetic resonance with $\omega_d = \omega_0$, two dips of equal intensity appear on both sides of ω_0 , with the positions corresponding to the real component of two complex roots $\omega_{1,2}$ in

$$D(\Omega_k \rightarrow \omega_{1,2}) = 0,$$

while the imaginary part is for their frequency broadening. Substitution $\text{Re}\omega_{1,2}$ into Eq. (25) reveals that when $\omega_d = \omega_0$, $\text{Re}[D]$ and $\text{Im}[D]$ are respectively odd and even functions of $\text{Re}\omega_{1,2} - \omega_0$. Consequently, the transmission spectrum $|S_{21}|$ (dB) exhibits a symmetrical distribution about ω_0 .

It is noted that focusing on the three-magnon interaction process is an approximation since many other modes

may be involved in the nonlinear four-magnon interaction [18, 19]. These interactions may influence the mode damping and the dynamics of the fluctuation. Despite these, the quantitative features appear to be well reproduced by the simplified model.

Finally, we analyze the effect of the pump power on the Fano resonance. We compare the experimental measurement and theoretical calculation of the Fano resonance at different powers for two typical drive frequencies $\omega_d = 2.770$ GHz and 2.788 GHz in Fig. 8. Comparing Fig. 8(a,c) with (b,d), we observe that the theoretical calculations can well capture the characteristics of the Fano resonance at different pump powers. As the power increases, both the peaks and dips in the Fano resonance become more pronounced, and the resonance region expands. This is because the coupling between the driven microwave photon and the Kittel magnon $\Omega_d \propto \sqrt{P_d}$, such that the photon self-energy $\{F_\gamma(k), G_\gamma(k)\} \propto \beta^2 \propto \sqrt{P_d}$ [refer to Eq. (8)] increase as the pump power increases, rendering the Fano resonance phenomenon more pronounced.

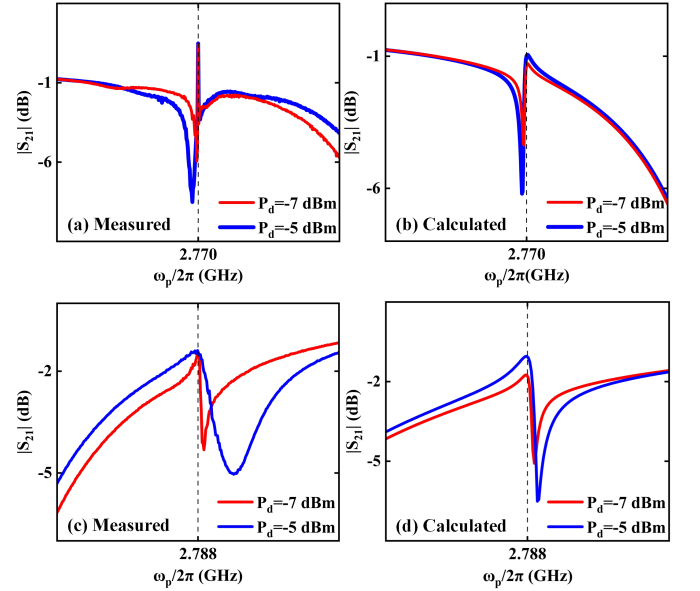


FIG. 8. Comparison of typical experimental measurements and theoretical calculations of the microwave transmission spectra at different pump powers. (a) and (c) Microwave transmission spectra measured experimentally at different pump powers. (b) and (d) Calculated microwave transmission spectra at different pump powers.

V. DISCUSSION AND CONCLUSION

Fano resonance has been explored in various physical systems, such as photonic crystals [49–52], metamaterials [53–55], and plasmonic systems [56–59], which holds potential application across a wide range of research fields, from telecommunications to hypersensi-

tive biosensing, medical instruments, and data storage. Specifically, in hybrid magnonics, Fano resonances provide a powerful tool for revealing coupling mechanisms in magnon-photon and magnon-phonon nonlinear interactions since the damping of photons and phonons is much smaller than the magnons [60–64], as well as detecting magnon-qubit coupling [65]. However, it is unexpected that the Fano resonance can appear in the nonlinear magnon interactions since the lifetimes of different magnons are usually comparable. We demonstrate in this work the merit of Fano resonance for detecting nonlinear interactions *among magnons*.

In conclusion, we observe a typical Fano resonance due to the nonlinear magnetization dynamics in the microwave transmission spectra as the pump frequency of the drive microwaves approaches, but does not coincide with, the ferromagnetic resonance. As the pumping frequency is very close to the ferromagnetic resonance, a mode splitting occurs. By constructing a scattering theory of microwave photons taking into account the three-magnon interaction, we interpret that these phenomena originate from the coupling between the Kittel magnon

and a pair of magnons with frequency $\omega_d/2$, holding opposite wave vectors. Based on this model, we reveal that the microwave transmission measures the dynamics of the fluctuations $\delta\hat{\alpha}$ of the Kittel magnon and $\delta\hat{\beta}_{\pm k}$ of the magnon pair of frequency $\omega_d/2$, which are coupled due to the driven steady-state amplitudes of the Kittel magnon and magnon pair. Theoretical calculations reproduce the observed features well, indicating that the occurrence of the Fano resonance is attributable to the damping of $\delta\hat{\beta}_{\pm k}$ being significantly smaller than that of $\delta\hat{\alpha}$. Our research may inspire microwave engineering and the potential application of low-dissipation magnon pairs in future quantum and classical information processing.

ACKNOWLEDGMENTS

This work is financially supported by the National Key Research and Development Program of China under Grant No. 2023YFA1406600 and the National Natural Science Foundation of China under Grant No. 12374109. We thank Prof. Zhiyuan Sun for the inspiring discussion.

-
- [1] B. Lenk, H. Ulrichs, F. Garbs, and M. Muenzenberg, The building blocks of magnonics, *Phys. Rep.* **507**, 107 (2011).
 - [2] G. E. W. Bauer, E. Saitoh, and B. J. van Wees, Spin caloritronics, *Nat. Mater.* **11**, 391 (2012).
 - [3] A. V. Chumak, V. I. Vasyuchka, A. A. Serga, and B. Hillebrands, Magnon spintronics, *Nat. Phys.* **11**, 453 (2015).
 - [4] D. Grundler, Nanomagnonics around the corner, *Nat. Nanotechnol.* **11**, 407 (2016).
 - [5] V. E. Demidov, S. Urazhdin, G. de Loubens, O. Klein, V. Cros, A. Anane, and S. O. Demokritov, Magnetization oscillations and waves driven by pure spin currents, *Phys. Rep.* **673**, 1 (2017).
 - [6] A. Manchon, J. Železný, I. M. Miron, T. Jungwirth, J. Sinova, A. Thiaville, K. Garello, and P. Gambardella, Current-induced spin-orbit torques in ferromagnetic and antiferromagnetic systems, *Rev. Mod. Phys.* **91**, 035004 (2019).
 - [7] C. W. Sandweg, Y. Kajiwara, A. V. Chumak, A. A. Serga, V. I. Vasyuchka, M. B. Jungfleisch, E. Saitoh, and B. Hillebrands, Spin pumping by parametrically excited exchange magnons, *Phys. Rev. Lett.* **106**, 216601 (2011).
 - [8] H. Kurebayashi, O. Dzyapko, V. E. Demidov, D. Fang, A. J. Ferguson, and S. O. Demokritov, Spin pumping by parametrically excited short-wavelength spin waves, *Appl. Phys. Lett.* **99**, 162502 (2011).
 - [9] S. M. Rezende, *Fundamentals of Magnonics* (Springer, Berlin/Heidelberg, 2020).
 - [10] P. W. Anderson and H. Suhl, Instability in the motion of ferromagnets at high microwave power levels, *Phys. Rev.* **100**, 1788 (1955).
 - [11] H. Suhl, The theory of ferromagnetic resonance at high signal powers, *J. Phys. Chem. Solids* **1**, 209 (1957).
 - [12] L. M. Pecora, Derivation and generalization of the Suhl spin-wave instability relations, *Phys. Rev. B* **37**, 5473 (1988).
 - [13] U. Balucani, F. Barocchi, and V. Tognetti, Three-Magnon Parametric Processes: Damping-Modified Many-Time Green’s-Function Theory, *Phys. Rev. B* **6**, 292 (1972).
 - [14] C. B. de Araujo and S. M. Rezende, Saturation and coherence properties of three-magnon nonlinear processes, *Phys. Rev. B* **9**, 3074 (1974).
 - [15] V. T. Synogach, Y. K. Fetisov, C. Mathieu, and C. E. Patton, Ultrashort Microwave Pulses Generated Due to Three Magnon Interactions, *Phys. Rev. Lett.* **85**, 2184 (2000).
 - [16] C. L. Ordóñez-Romero, B. A. Kalinikos, P. Krivosik, W. Tong, P. Kabos, and C. E. Patton, Three-magnon splitting and confluence processes for spin-wave excitations in yttrium iron garnet films: Wave vector selective Brillouin light scattering measurements and analysis, *Phys. Rev. B* **79**, 144428 (2009).
 - [17] H. Kurebayashi, O. Dzyapko, V. E. Demidov, D. Fang, A. J. Ferguson, and S. O. Demokritov, Controlled enhancement of spin-current emission by three-magnon splitting, *Nat. Mater.* **10**, 660 (2011).
 - [18] H. Schultheiss, K. Vogt, and B. Hillebrands, Direct observation of nonlinear four-magnon scattering in spin-wave microconduits, *Phys. Rev. B* **86**, 054414 (2012).
 - [19] P. Pirro, T. Sebastian, T. Brächer, A. A. Serga, T. Kubota, H. Naganuma, M. Oogane, Y. Ando, and B. Hillebrands, Non-Gilbert-damping Mechanism in a Ferromagnetic Heusler Compound Probed by Nonlinear Spin Dynamics, *Phys. Rev. Lett.* **113**, 227601 (2014).
 - [20] C. Kong, H. Xiong, and Y. Wu, Magnon-induced non-reciprocity based on the magnon Kerr effect, *Phys. Rev. Appl.* **12**, 034001 (2019).
 - [21] C. Zhao, Z. Yang, R. Peng, J. Yang, C. Li, and

- L. Zhou, Dissipative-coupling-induced transparency and high-order sidebands with Kerr nonlinearity in a cavity-magnonics system, *Phys. Rev. Appl.* **18**, 044074 (2022).
- [22] B. Wang, C. Kong, Z. X. Liu, H. Xiong, and Y. Wu, Magnetic-field-controlled magnon chaos in an active cavity-magnon system, *Laser Phys. Lett.* **16**, 045208 (2019).
- [23] R. C. Shen, Y. P. Wang, J. Li, S. Y. Zhu, G. S. Agarwal, and J. Q. You, Long-time memory and ternary logic gate using a multistable cavity magnonic system, *Phys. Rev. Lett.* **127**, 183202 (2021).
- [24] A. G. Gurevich and G. A. Melkov, *Magnetization Oscillations and Waves* (CRC Press, Boca Raton, 1996).
- [25] R. C. Shen, J. Li, Z. Y. Fan, Y. P. Wang, and J. Q. You, Mechanical bistability in Kerr-modified cavity magnomechanics, *Phys. Rev. Lett.* **129**, 123601 (2022).
- [26] W. J. Wu, D. Xu, J. Qian, J. Li, Y. P. Wang, and J. Q. You, Observation of magnon cross-Kerr effect in cavity magnonics, arXiv:2112.13807.
- [27] Y. P. Wang, G. Q. Zhang, D. Zhang, T. F. Li, C. M. Hu, and J. Q. You, Bistability of cavity magnon polaritons, *Phys. Rev. Lett.* **120**, 057202 (2018).
- [28] G. Q. Zhang, Y. P. Wang, and J. Q. You, Theory of the magnon Kerr effect in cavity magnonics, *Sci. China Phys. Mech. Astron.* **62**, 1 (2019).
- [29] M. X. Bi, H. W. Fan, W. T. Wu, J. J. He, M. L. Hu, and X. H. Yan, Explosive growth of bistability in a cavity magnonic system, *Phys. Rev. B* **111**, 184309 (2025).
- [30] M. X. Bi, H. W. Fan, X. H. Yan, and Y. C. Lai, Folding State within a Hysteresis Loop: Hidden Multistability in Nonlinear Physical Systems, *Phys. Rev. Lett.* **132**, 137201 (2024).
- [31] J. W. Rao, B. Yao, C. Y. Wang, C. Zhang, T. Yu, and W. Lu, Unveiling a Pump-Induced Magnon Mode via Its Strong Interaction with Walker Modes, *Phys. Rev. Lett.* **130**, 046705 (2023).
- [32] T. Qu, Y. Xiong, X. Zhang, Y. Li, and W. Zhang, Pump-induced magnon anticrossing due to three-magnon splitting and confluence, *Phys. Rev. B* **111**, L180410 (2025).
- [33] M. Arfini, A. Bermejillo-Seco, A. Bondarenko, C. A. Potts, Y. M. Blanter, H. S. J. van der Zant, and G. A. Steele, Magnon-Magnon Interaction Induced by Nonlinear Spin-Wave Dynamics, *Phys. Rev. Lett.* **135**, 166703 (2025).
- [34] T. Makiuchi, T. Hioki, H. Shimizu, K. Hoshi, M. Elyasi, K. Yamamoto, N. Yokoi, A. A. Serga, B. Hillebrands, G. E. W. Bauer, and E. Saitoh, Persistent magnetic coherence in magnets, *Nature Materials* **23**, 627 (2024).
- [35] U. Fano, Effects of Configuration Interaction on Intensities and Phase Shifts, *Phys. Rev.* **124**, 1866 (1961).
- [36] A. E. Miroshnichenko, S. Flach, and Y. S. Kivshar, Fano resonances in nanoscale structures, *Rev. Mod. Phys.* **82**, 2257 (2010).
- [37] F. Zangeneh-Nejad and R. Fleury, Topological Fano Resonances, *Phys. Rev. Lett.* **122**, 014301 (2019).
- [38] A. Sohail, R. Ahmed, J. X. Peng, T. Munir, A. Shahzad, S. K. Singh, and M. C. de Oliveira, Controllable Fano-type optical response and four-wave mixing via magnetoelastic coupling in an opto-magnomechanical system, *J. Appl. Phys.* **133**, 154401 (2023).
- [39] Y. S. Joe, A. M. Satanin, and C. S. Kim, Classical analogy of Fano resonances, *Phys. Scr.* **74**, 259 (2006).
- [40] L. R. Walker, Magnetostatic modes in ferromagnetic resonance, *Phys. Rev.* **105**, 390 (1957).
- [41] J. F. Dillon Jr, Ferrimagnetic resonance in yttrium iron garnet, *Phys. Rev.* **105**, 759 (1957).
- [42] A. Gloppe, R. Hisatomi, Y. Nakata, Y. Nakamura, and K. Usami, Resonant Magnetic Induction Tomography of a Magnetized Sphere, *Phys. Rev. Appl.* **12**, 014061 (2019).
- [43] B. Yao, T. Yu, X. Zhang, W. Lu, Y. Gui, C. M. Hu, and Y. M. Blanter, The microscopic origin of magnon-photon level attraction by traveling waves: Theory and experiment, *Phys. Rev. B* **100**, 214426 (2019).
- [44] T. Yu, X. Zhang, S. Sharma, Y. M. Blanter, and G. E. W. Bauer, Chiral coupling of magnons in waveguides, *Phys. Rev. B* **101**, 094414 (2020).
- [45] T. Yu, Nonreciprocal surface magnetoelastic dynamics, *Phys. Rev. B* **102**, 134417 (2020).
- [46] Y. Xu, Y. Li, R. K. Lee, and A. Yariv, Scattering-theory analysis of waveguide-resonator coupling, *Phys. Rev. E* **62**, 7389 (2000).
- [47] S. H. Fan, P. R. Villeneuve, J. D. Joannopoulos, M. J. Khan, C. Manolatou, and H. A. Haus, Theoretical analysis of channel drop tunneling processes, *Phys. Rev. B* **59**, 15882 (1999).
- [48] G. D. Mahan, *Many Particle Physics* (Plenum, New York, 1990).
- [49] A. Christ, S. G. Tikhodeev, N. A. Gippius, J. Kuhl, and H. Giessen, Waveguide-Plasmon Polaritons: Strong Coupling of Photonic and Electronic Resonances in a Metallic Photonic Crystal Slab, *Phys. Rev. Lett.* **91**, 183901 (2003).
- [50] M. V. Rybin, A. B. Khanikaev, M. Inoue, K. B. Samusev, M. J. Steel, G. Yushin, and M. F. Limonov, Fano Resonance between Mie and Bragg Scattering in Photonic Crystals, *Phys. Rev. Lett.* **103**, 023901 (2009).
- [51] M. F. Limonov, M. V. Rybin, A. N. Poddubny, and Y. S. Kivshar, Fano resonances in photonics, *Nat. Photon.* **11**, 543 (2017).
- [52] J. H. Mendoza-Castro, A. S. Vorobev, S. Iadanza, B. Lendl, L. O'Faolain, and M. Grande, Enhanced Fano resonances in a silicon nitride photonic crystal nanobeam-assisted micro ring resonator for dual telecom band operation, *Opt. Express* **32**, 13197 (2024).
- [53] V. A. Fedotov, M. Rose, S. L. Prosvirnin, N. Papasimakis, and N. I. Zheludev, Sharp Trapped-Mode Resonances in Planar Metamaterials with a Broken Structural Symmetry, *Phys. Rev. Lett.* **99**, 147401 (2007).
- [54] A. B. Khanikaev, C. Wu, and G. Shvets, Fano-resonant metamaterials and their applications, *Nanophotonics* **2**, 247 (2013).
- [55] X. B. Wang, G. Q. Zhang, H. H. Li, and J. Zhou, Magnetically tunable Fano resonance with enhanced nonreciprocity in a ferrite-dielectric metamolecule, *Appl. Phys. Lett.* **112**, 174103 (2018).
- [56] M. I. Tribelsky, S. Flach, A. E. Miroshnichenko, A. V. Gorbach, and Y. S. Kivshar, Light Scattering by a Finite Obstacle and Fano Resonances, *Phys. Rev. Lett.* **100**, 043903 (2008).
- [57] B. Gallinet and O. J. F. Martin, Influence of electromagnetic interactions on the line shape of plasmonic Fano resonances, *ACS nano* **5**, 8999 (2011).
- [58] B. Luk'yanchuk, N. I. Zheludev, S. A. Maier, N. J. Halas, P. Nordlander, H. Giessen, and C. T. Chong, The Fano resonance in plasmonic nanostructures and metamaterials, *Nat. Mater.* **9**, 707 (2010).

- [59] P. H. Li, A. Movsesyan, A. Muravitskaya, O. Ávalos-Ovando, P. Yu, E. Y. S. Santos, L. Ma, Z. M. Jing, Y. Li, Z. M. Wang, and A. O. Govorov, Quantum Generation of Hot Plasmonic Electrons in a Fano Nanostructure: Pushing the Limits of Quantum Effects in Plasmonics, *ACS Nano*. **19**, 28160 (2025).
- [60] X. F. Zhang, C. L. Zou, L. Jiang, and H. X. Tang, Cavity magnomechanics, *Sci. Adv.* **2**, e1501286 (2016).
- [61] Z. Shen, G. T. Xu, M. Zhang, Y. L. Zhang, Y. Wang, C. Z. Chai, C. L. Zou, G. C. Guo, and C. H. Dong, Coherent Coupling between Phonons, Magnons, and Photons, *Phys. Rev. Lett.* **129**, 243601 (2022).
- [62] M. Amghar and M. Amazioug, Generated multi-transparency windows, Fano resonances, and slow/fast light in an opto-magnomechanical system through magnon Squeezing, arXiv:2507.05442.
- [63] K. Ullah, M. T. Naseem, and Ö. E. Müstecaplıoğlu, Tunable multiwindow magnomechanically induced transparency, Fano resonances, and slow-to-fast light conversion, *Phys. Rev. A* **102**, 033721 (2020).
- [64] S. M. del Rincón, I. Gimeno, J. Pérez-Bailón, V. Rollano, F. Luis, D. Zueco, and M. J. Martínez-Pérez, Measuring the Magnon-Photon Coupling in Shaped Ferromagnets: Tuning of the Resonance Frequency, *Phys. Rev. Appl.* **19**, 014002 (2023).
- [65] S. A. Barbhuiya and A. B. Bhattacharjee, Magnomechanically induced absorption and switching properties in a dispersively coupled magnon-qubit system, *J. Appl. Phys.* **132**, 123104 (2022).