

From the Laboratory to Real-World Application: Evaluating Zero-Shot Scene Interpretation on Edge Devices for Mobile Robotics [★]

Nicolas Schuler^{1,2} , Lea Dewald¹ , Nick Baldig^{1,2} , and Jürgen Graf¹ 

¹ Laboratories for Cognitive Systems and Robotics – Department of Computer Science – Trier University of Applied Sciences, Trier, Germany
`{schulern,lxdw0338,n.baldig,j.graf}@hochschule-trier.de`

² Department of Engineering – Faculty of Science, Technology and Medicine – University of Luxembourg, Kirchberg, Luxembourg

Abstract. Video Understanding, Scene Interpretation and Common-sense Reasoning are highly challenging tasks enabling the interpretation of visual information, allowing agents to perceive, interact with and make rational decisions in its environment. Large Language Models (LLMs) and Visual Language Models (VLMs) have shown remarkable advancements in these areas in recent years, enabling domain-specific applications as well as zero-shot open vocabulary tasks, combining multiple domains. However, the required computational complexity poses challenges for their application on edge devices and in the context of Mobile Robotics, especially considering the trade-off between accuracy and inference time. In this paper, we investigate the capabilities of state-of-the-art VLMs for the task of Scene Interpretation and Action Recognition, with special regard to small VLMs capable of being deployed to edge devices in the context of Mobile Robotics. The proposed pipeline is evaluated on a diverse dataset consisting of various real-world cityscape, on-campus and indoor scenarios. The experimental evaluation discusses the potential of these small models on edge devices, with particular emphasis on challenges, weaknesses, inherent model biases and the application of the gained information. Supplementary material is provided via the following repository: <https://datahub.rz.rptu.de/hstr-csrl-public/publications/scene-interpretation-on-edge-devices/>

Keywords: Mobile Robotics · Deep Learning · Vision Language Models · Video Understanding · Scene Interpretation

1 Introduction

The development of mobile cognitive systems offers great potential to create autonomous robotic platforms that can operate in dynamic and unstructured

[★] This preprint has not undergone peer review or any post-submission improvements or corrections. The Version of Record of this contribution will be published in: Artificial Intelligence XLII. Lecture Notes in Computer Science. Springer Cham, in press.

environments by using image sequences and context to enable decision-making. Visual commonsense and reasoning plays a crucial role in this, as it enables the systems to interpret visual information and make optimal decisions w.r.t. utility based on it. By incorporating Visual Commonsense[28], a platform can reason over the relationships between objects and understand human behavior as the sum of their actions, working towards pareto optimality between safety, efficiency and comfort for the end user. This extends the capability of mobile platforms from just perceiving their environment to making sense of it in a more human-like way. For example, a service robot could not only identify a cup on a table but also understand that the person nearby is done taking his meal, starting an autonomous cleanup procedure. The potential of Visual Commonsense in mobile platforms is thus extensive. Use cases include autonomous vehicles, which in turn need to understand complex visual cues in urban environments, and service robots that assist in homes or hospitals, where subtle understanding of human needs is beneficial in terms of maximizing efficiency and comfort in parallel, enhancing human-robot interaction, cooperation and collaboration.

Different approaches tackle these problems either by incorporating LLMs via external server and extensive post-processing with the mobile platform only serving as a sensory system[3], or by utilizing domain-specific models, e.g. Convolutional Neural Networks (CNNs) or vision transformer on the edge device itself, with the application of commonsense reasoning VLMs on edge devices remaining limited[8,7]. However, the integration of local solutions on edge devices are of particular interest for Mobile Robotics, where the accessibility of external services can not be guaranteed and might not be desirable. e.g. concerning privacy, and the zero-shot capabilities allow for open-domain usage, without being limited set of actions that will not adequately describe real world scenarios. In this paper, we aim to analyze the capabilities of such models for edge devices to describe a scene and the actors within on real-world data, with a focus on human action recognition, using a pre-trained VLM for zero-shot scene interpretation. In particular, we want to elucidate the challenges in bringing established model architectures to real-world applications in Mobile Robotics by incorporating the VLM in our architecture already used in the context of Mobile Robotics.

The remainder of the paper is structured as follows: Section 2 describes the foundation of Visual Commonsense and Video Understanding models, especially in regard to recent advancements with LLMs and VLMs. In addition, related work on applying such models to edge devices and Mobile Robotics are discussed, with an emphasis on centralized and de-centralized solutions. The proposed architecture is presented in Section 3, with the approach being experimentally evaluated in Section 4. Finally, Section 5 concludes the work and discusses potential future applications and improvements. Supplementary material is provided via the following repository: <https://datahub.rz.rptu.de/hstr-csrl-public/publications/scene-interpretation-on-edge-devices/>

2 Foundations and Related Work

The foundations include different approaches to Visual Commonsense, especially utilizing LLMs and VLMs, which form the basis of the presented approach, common tasks, their respective datasets and metrics, see Section 2.1. Section 2.2 discusses various LLMs and VLMs, with an emphasis on small models for edge devices and Scene Interpretation. Following, the application of such models in the context of Mobile Robotics in the literature is discussed in Section 2.3.

2.1 Different approaches to Visual Commonsense

While humans are able to reason about observed entities and relations in between them, reasoning about actions and context from a single glance at a scene, this remains challenging for perceptive systems to this day[28,30,3]. This kind of understanding is essential for making rational decisions and provides an important basis for further development in Mobile Robotics. It exceeds mere object recognition and requires the ability to draw more complex conclusions from visual information that goes beyond the obvious[28].

With the release of the Visual Commonsense Reasoning (VCR) task by [28] in 2019, this challenge was brought back into the spotlight. VCR aims to enable a human like understanding of visual scenes. The task contains to answer a multiple-choice question about an image ($Q \rightarrow A$) and then to justify the given answer by answering another multiple-choice question ($QA \rightarrow R$), including the VCR dataset[28], containing 290,000 multiple-choice questions related to 110,000 film scenes[28].

A recent approach to VCR, ViCor[30], aims to combine the strengths of Large Language Models (LLMs) and Vision Language Models (VLMs) and to compensate for their respective weaknesses. Visual Commonsense Reasoning problems were divided into two categories for this purpose: Visual Commonsense Understanding (VCU) and Visual Commonsense Inference (VCI). While VLMs are particularly good at reasoning and classifying visual content, LLMs are characterized by the fact that they can draw deeper conclusions that are not immediately apparent from the image content, such as cause-and-effect relationships and intentions of a person. Problems of this type fall into the category of VCI. ViCor uses pre-trained LLMs to determine the problem category. In addition, the LLMs act as controllers for the VLMs. As part of the VCU task, the model must recognize whether a text describes a concept or attribute from the given image. In contrast, solving VCI problems involves deriving new insights or explanations from the visual content, such as the purpose of an object.[30]

2.2 Vision Language Models and Scene Representation

With the wide-spread success of LLMs, various closed- and open-source LLM models have been available to the community, e.g. LLama3[9], DeepSeek[5], Qwen[1] and GPT4[20]. While these models report impressive results in various tasks, these results come at the cost of large-scale architectures (billions up

to trillions trainable parameters), limiting the application of such models mostly to cloud-solutions. For the following section and the remainder of this paper, we will call models with up to a few dozen of billion parameters medium-sized and models with up to four billion models small, i.e. small language models (sLMs) or small vision language models (sVLMs).

For medium-sized models, [1] provided a set of large-scale vision-language models (LVLMs) that can perceive and inference both text and images. The LLM Qwen-7B[1] generates the desired responses according to the given prompts and performs various vision-language tasks, such as image labeling, question answering, text-based question answering and visual grounding[1]. While a model size of seven billion parameters enables the usage of such models on workstations, edge devices place further computational restrictions on models, especially when other algorithms are to be run on the same device.

Examples of such small models for image interpretation on edge devices include Moondream2[18], and SmolVLM2[19] consisting of 1.93 and 2.2 billion parameters respectively, allowing these models to be efficiently run on edge devices. However, due to its size, such models are more likely to generate wrong captions and introduce biases in their answers[22]. For a comprehensive survey on various sVLMs, see [22]. Regarding sLMs, as part of the wider LLama model family[9], Llama-3.2-3B and Llama-3.2-1B offer text-to-text sLMs for edge devices. For detailed recent survey on VLMs on edge devices, refer to [23].

Besides textual depictions of the scene, graph-based representation plays a crucial role in semantic scene representation. Scene graphs[2] represent a scene by temporal and spatial nodes and edges, which makes them well interpretable but requires extensive prior knowledge about the scene. Action Graphs[11] also integrate the relationships between objects within and between frames as edge properties, where objects are represented as nodes and their interactions as edges.

2.3 Applications in Mobile Robotics

For autonomous coordination in unstructured environments, systems must not only recognize objects, but also understand context-based intentions and make decisions proactively. Various approaches have been developed in recent years to tackle this challenge[3,12,7,28,30].

The work of [3] uses VLMs in walking robots to give them the ability to navigate autonomously through complex environments and overcome various obstacles - for example, as part of search operations in collapsed buildings. The robot must be able to climb over rubble, crawl through narrow gaps and find its way out of dead ends by retracing its steps. The robot should act appropriately in such circumstances, especially in unexpected situations. To make this possible, [3] present the concept of VLM-Predictive Control (VLM-PC[3]). VLM-PC consists of two central components: the context-based adaptation to previous robot interactions and the planning of multiple capabilities into the future, including possible re-adaptation of plans. VLMs enable robots to independently perceive their environment, navigate and act in complex scenarios based on past

interactions, future action strategies and extensive semantic knowledge - without having to rely on specialized technologies or external support, i.e. assistance. The robot uses skills previously learned through reinforcement learning, such as walking, climbing or crawling, to efficiently navigate its environment[3].

VLMs[12] is a spatial map representation that directly combines pre-trained visual language features with a 3D reconstruction of the physical world. VLMs can be created autonomously from robotic video recordings using standard exploration approaches and enable natural language indexing of the map, e.g. for the localization of landmarks or spatial references in relation to landmarks, without additional data acquisition or model fine-tuning. In particular, in combination with LLMs, VLMs can be used to translate natural language commands into a sequence of open-vocabulary navigation targets that are directly localized in the map and can be shared by multiple robots with different equipment to create new obstacle maps on-the-fly, using a list of obstacle categories: For autonomous vehicles, [7] utilize a combination of CNN-based incident detections, small local VLMs for textual scene descriptions and large cloud-based LLM to produce incident reports.

3 Integrated Zero-Shot Video Interpretation

While multimodal VLMs have shown remarkable results in various zero-shot vision tasks related to reasoning and understanding[15], the performance of these architectures rely on being pre-trained on large-scale datasets in combination with a large number of trainable parameters. On the other hand, CNN- and efficient transformer-based architectures[17] used for their low computational complexity on edge devices lack the strong generalization and zero-shot capabilities of the aforementioned VLMs. However, recent advancements allow for the utilization of local VLMs on edge devices[18,19]. To that end, this work presents an architecture leveraging a local VLM to allow their usage on edge-devices and in the context of Mobile Robotics.

3.1 Proposed Architecture

The presented approach is split into two distinct systems: the mobile cognitive system with the edge device and a cloud-based solution for foundation model support. While the edge device utilizes small models for the initial scene description, object detection and tracking process, the cognitive system may communicate with the external system to gain further insights into its environment. While the agent is connected to the external system, personalized data is only processed by the local models, where external models can be used to further analyze the information generated by the models on the edge device, allowing for a privacy-preserving environment.

Models on the edge device include a VLM for Scene Interpretation and further models for object detection and tracking. Using the generated model outputs, external cloud-based models too large to be run on local setups can further be

queried to solidify the initial results. The described architecture is given in Fig 1. An overview of the cognitive systems is given in the Appendix. For the purpose of the present work, the focus lies on the models used on the edge device of the cognitive system, especially the VLM.

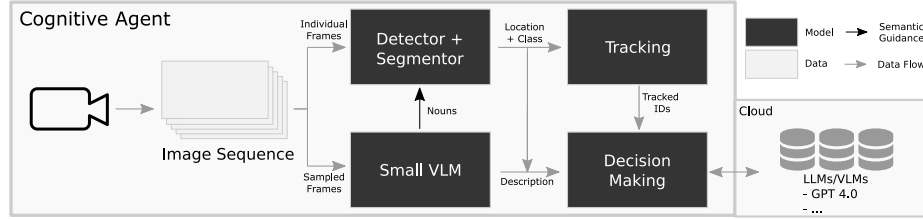


Fig. 1. Architecture for Scene Interpretation on edge devices for Mobile Robotics.

3.2 Mobile Scene Interpretation and Guided Segmentation

The proposed pipeline works as follows: First, the local VLM generates textual descriptions of the scene, given a sequence of images over the most recent time interval. Thus, the raw image data is only processed locally, preserving the privacy of the individuals when consulting larger inference models that might need to be run on an external server.

The resulting description then can be used in various downstream tasks. For one, it might be used for further inferences, incorporating local or cloud-based LLMs. Within the local pipeline, the generated description can be used for semantically guided segmentation and tracking. To that end, the generated description is decomposed into nouns, which are in turn used for prompted zero-shot segmentation, giving additional insight into the generated scene description. An example of this process is given in Fig. 2, comparing the default segmentation for a given set of classes (e.g. cars, buildings, persons, bicycles, trees, traffic signs, street and sky) to the semantically-guided segmentation, focusing on elements important to the description only. The generated description ‘A woman is crossing the street at a crosswalk’ yields the three nouns ‘woman’, ‘street’ and ‘crosswalk’. Note that the object detection and segmentation is done using zero-shot models, that is the used text prompts are not limited to arbitrary, pre-trained classes. In this particular setup, we utilize Grounded DINO[16] in combination with SAM[14] for the task of zero-shot object detection and segmentation.

4 Experimental Evaluation

The experimental evaluation analyzes the utilized VLM of the pipeline described in Section 3 on a diverse dataset featuring various real-world outdoor and indoor

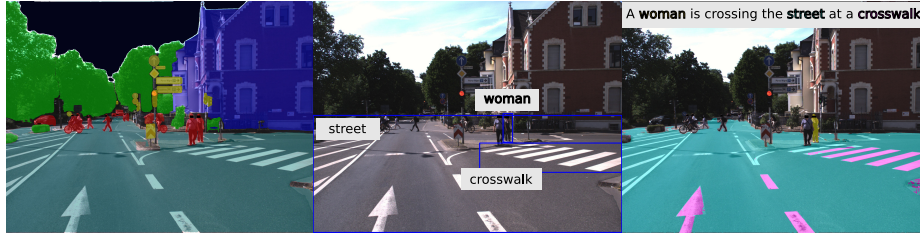


Fig. 2. Example Result of the Proposed Pipeline. Left: The default segmentation given a fixed set of classes. Middle: The results of the first step of the pipeline with the generated VLM description, using the extracted nouns of the description for further object localization. Right: The final result of the Scene Interpretation and semantically-guided image segmentation. Note that the anonymization is only done for the purpose of this publication, the pipeline works with the raw data instead.

scenarios. Due to the challenging task of open vocabulary video interpretation (see [29,10,24,4,13] for various open vocabulary evaluation metrics and their respective problems), we evaluate the quality of the results in terms of the concurrence of the generated scene description with a manually annotated description, see Section 4.1 for more details.

4.1 Experimental Setup

The proposed pipeline is implemented in Python 3.12 using PyTorch[21] and Transformers[27]. As the VLM, we use the state-of-the-art model SmolVLM2[19], which allows for real-time Scene Interpretation on edge devices using input video streams. The used dataset consists of 234 minutes of video data gathered in the german city of Trier by our laboratory. We differentiate three distinct domains: *Campus Indoor*, *Campus Outdoor* and *City*, with a split of 107 minutes, 74 minutes and 53 minutes respectively. Examples from the dataset and the used cognitive systems for the recording are given in the Appendix. The videos are split into five second clips that are manually annotated and fed into a VLM in order to describe the main action contained in the clip. The annotator of the video clips is given example outputs of the VLM to match their annotation to the length and style of the VLM.

The generated description were evaluated by human experts for correctness, that is the accordance of the generated description with a manual evaluation of the sequence. The evaluation process is as follows. The generated description for a given sequence is compared to its human-generated baseline description. To quantify the results, the generated descriptions are evaluated in three sub-categories: *Action* (relations), *Agent* and *Object* (entities). If a VLM-generated description contains the correct action, the sub-category *Action* is considered correct. *Agent* is considered correct if the correct type and number of agents is contained in the description. Finally, *Object* is considered correct, if the description contains the correct type and number of objects relevant to the depicted

action. If all three sub-categories are correct, the entire description is considered *Correct*, meaning the main action of the sequence is correctly described, including the involved agents and utilized objects. E.g. if a sequence displays the action ‘A man and a woman are crossing the street at a crosswalk.’, the generated description ‘A woman is crossing the street at a crosswalk.’ is evaluated as *Action*: correct, *Agent*: false and *Object*: correct, leading to an overall evaluation of *Correct*: false, since the action and relevant objects were identified correctly but not all agents are mentioned (multiple people ‘a man and a woman’ versus one ‘woman’). Note that by default we do not consider empirical characteristics of the person when evaluating the generated descriptions, i.e. ‘A woman is crossing the street at a crosswalk.’ and ‘A man is crossing the street at a crosswalk.’ are considered equivalent. We note and discuss the difficulties in this approach in Section 4.3, since the inherent subjectivity in human evaluation poses a significant challenge. However, due to the lack of reliable metrics, see Section 4.3, for this task in the context of practical applications, we feel justified in this decision.

In addition to the human evaluation, we utilize two popular semantic similarity scores to evaluate the generated descriptions. *BERTScore*[29] utilizes BERT[6] to calculate token similarity between the input pairs, while STSB DistilRoBERTa[26] uses cross encoding and similarity calculation between the two provided descriptions for its *Sentence Similarity* scoring. For the purpose of this paper, we use these to evaluate the usefulness of such metrics within our domain, comparing the results of automated metrics to the manual evaluation results. To that end, we calculate the correlation coefficient R between the automated metric and the manual evaluation *Correct* using point-biserial correlation coefficient[25]. In addition, the percentage of matches between the human and manual evaluation, in the following called *Match %*, is calculated. The matches are calculated by categorizing the sequences using a threshold for the given metric. If the sequence is rated over the threshold, the generated description is considered *Correct*. The used threshold value is calculated using optimization on the generated metric values.

4.2 Experimental Results

Results of the evaluation are given in Table 1, for a qualitative example the results see Fig. 4. The results are grouped by domain (*Campus Indoor*, *Campus Outdoor* and *City*). In total, 65.4% of all generated descriptions are considered correct. Between the different domains, the domain *Campus Indoor* has the lowest correctness score with 53.3% and the domain *City* the highest with 79.6%. In the evaluated sub-categories *Action*, *Agent* and *Object*, *Agent* has the highest correctness with 93.7%, compared to 78.9% and 83.2% for *Action* and *Object* respectively. Concerning the used automated metrics, i.e. *BERTScore* and *Sentence Similarity*, *BERTScore* has a lower correlation coefficient for all domains versus *Sentence Similarity*, with an R value of 0.229 to 0.483. This is further emphasized by the percentage of accordance between the manual evaluation and

automated metrics, with 67.1% for *BERTScore* versus 73.6% for *Sentence Similarity*. Fig. 3 gives the boxplots for *BERTScore* and *Sentence Similarity* split by domain and ground-truth, that is manually evaluated correctness.

Table 1. Results of the evaluation of SmolVLM2[19] within the proposed pipeline. Including human evaluation (*Correct*, *Action*, *Agent* and *Object*) and automated similarity metrics (*BERTScore* and *Sentence Similarity*). The generated description of the individual sequence is compared to the annotated ground truth. A description is considered correct if it contains the main action, the type and number of acting agents and the involved objects. For a detailed description of the used metrics see Section 4.1.

Domain	<i>Correct</i>	<i>Action</i>	<i>Agent</i>	<i>Object</i>	<i>BERTScore</i> F1			<i>Sentence Similarity</i>			Clips #	Run Time h
	%	%	%	%	Avg.	R	Match %	Avg.	R	Match %		
<i>Campus Indoor</i>	53.3	67.5	94.4	77.3	0.933	0.349	67.6	0.495	0.508	73.4	1299	1.79
<i>Campus Outdoor</i>	73.1	87.3	90.0	87.6	0.927	0.230	73.1	0.498	0.444	78.8	887	1.23
<i>City</i>	79.6	90.6	97.6	89.4	0.918	0.206	79.6	0.545	0.495	83.4	631	0.88
Total	65.4	78.9	93.7	83.2	0.927	0.229	67.1	0.507	0.483	73.6	2817	3.90

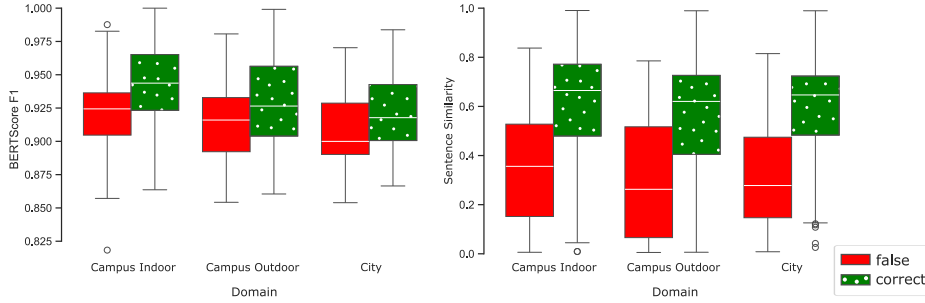


Fig. 3. Boxplots for the two automated metrics *BERTScore* and *Sentence Similarity* by domain. Metrics are further grouped by the manually evaluated correctness of the generated descriptions compared to the ground truth.

4.3 Discussion

The following discussion focuses on three distinct aspects. First, the results of the experimental evaluation are discussed, with an emphasis on lessons learned when applying a state-of-the-art VLM to our setup within the context of Mobile Robotics. Following, the difficulties inherent to manual as well as automated evaluation are elucidated.

Applying Vision Language Models to Real-World Scenarios The results highlight the capabilities of SmolVLM2 for usage within our pipeline in principle.




Fig. 4. Two examples of a correct and a partially correct description. Using semantically-guided segmentation to highlight important elements of the generated description. Left: Correct description of the scene. Right: Partially correct description where the object associated to the action is considered incorrect (‘lawn mower’ instead of ‘bicycle with a child trailer’). Note that the anonymization is only done for the purpose of this publication, the pipeline works with the raw data instead.

However, the difference in correctness between domains is considerable. This difference might be explained by two factors. First, the domain with the lowest correctness is *Campus Indoor*. This domain contains a more diverse and complex set of activities, e.g. ‘A woman is putting dishes into a dishwasher.’, ‘A man is giving an apple to another person.’, ‘A woman is picking up a pair of scissors from a table.’, ‘A person is writing on whiteboard.’, ‘A person is climbing a ladder.’. On the other hand, while the domains *Campus Outdoor* and *City* can also contain complex actions, e.g. ‘A group of people are taking measurements on a street.’, a lot of the depicted actions are more simplistic in nature, e.g. ‘A man is walking on the sidewalk.’, ‘A car is driving down a road.’. For the second factor, refer to the next section and the discussion on the difficulties in evaluating the results concerning the different domains.

We want to further discuss biases in the generated descriptions of the used model. For one, the model struggles to differentiating certain actions that are closely related but decidedly different, e.g. the model uses ‘sitting down’ to describe both the action of ‘sitting down’ and ‘standing up’. Another point is a heavy bias regarding certain types of objects present in a scene. E.g. if a whiteboard is present in the scene, the model will include the whiteboard into the action, even if not relevant to the action, leading to descriptions like ‘A person is standing on a ladder and is writing on a whiteboard.’ instead of the ground truth of ‘A person is climbing a ladder.’. This means that care has to be taken when using the model within specific domains and carefully evaluating the potential relevant biases within that domain and filtering the generated output according to this prior knowledge can help to stabilize the predictions.

Another important lesson is the utilization of the gained information. In our current setup, the generated scene description relates to the past five seconds.

On top of that, depending on the complexity of the scene and system load, another one to three seconds are needed for the inference itself. Thus, the delay between an action happening and the cognitive agent receiving the information might be as high as eight seconds. While this delay can be reduced to a degree by changing the evaluated time interval, the basic problem remains and must be considered. Consequently, the cognitive systems should use the gained information either only in contexts that are not time-sensitive, e.g. within assistance tasks that are not time-critical or to document incidents within more time critical environments. For example, within our domain *City*, the gained information can be used to generate dynamic, cooperative maps, highlighting points of interest, e.g. sections with a lot of pedestrian traffic, streets with a high number of cars suddenly driving on the road due to hidden driveways.

Inherent Difficulties Regarding Evaluation The challenges in manual evaluation are twofold. For one, the task of generating the ground truth manual annotations concerning the main action for a given scene can be ambiguous, especially depending on the domain. Within our domain *Campus Indoor*, the main action is usually clearly defined. The actions we recorded within that domain are mostly work related: working in an office, carrying something, working at a computer, talking to someone, or are related to movement: walking, sitting, taking the stairs et cetera. While these actions can be described vastly differently by a human annotator, e.g. ‘A man is sitting at a computer.’ versus ‘A man is working in an office.’ describing the same sequence, the difference in these descriptions can still be easily identified and evaluated correctly when comparing it to the generated output of the VLM, e.g. ‘A person is sitting at a table with a computer.’, which would be considered as a correct description. This is not true for the domain *City*, and to a lesser extent the domain *Campus Outdoor*: Here, due to the open nature of the domains, e.g. large groups of people, large spaces and different types of road users, it can be difficult to identify a main action of a sequence. For example, all following sentences describe the same scene: ‘A busy intersection with cars driving and people crossing the road.’, ‘A black car is crossing a busy intersection.’, ‘People are crossing the street at a crossroad in front of a large building.’, ‘A bus is stopping at a traffic light with people crossing the road.’. For the purpose of this paper, we consider all four of these descriptions *Correct* if there is no one critical action identified within the sequence. That is, if a bike is crossing the street right in front of the cognitive agent, this would be the critical action and all descriptions given above would be false. If the cognitive agent is simply waiting at an intersection, with various cars waiting in front of it, all descriptions above are considered correct.

Regarding the automated metrics, various works discuss the problems inherent in such methods. *BERTScore*[29] displays significant biases concerning social, age, race, gender, religion and physical appearances[10,24]. More recent works explore probabilistic methods to evaluate semi- and open-vocabulary tasks like commonsense reasoning[4] and scene representation[13]. While these probabilistic approaches show promising results[4,13] over the previous similarity

measures, they are currently either limited to a question-answer setup[4] or to a limited task such as scene representation[13] where the labels of the objects to be segmented can be reasonably expected to be exhaustive, encompassing a complete set of synonymous and similar objects. Thus, these methods are not yet applicable to our task and we utilize more traditional similarity metrics. As shown in Fig. 3, both metrics correlate with the manual evaluation. However, the overlap between quartiles, which is particularly pronounced for BERTScore, shows the difficulties in relying on these metrics only to evaluate the performance of the model. Additionally, the accordance with the manual evaluation depends on the domain in question and thus has to be checked for every new domain or when encountering new actions within a given domain.

5 Conclusion and Future Work

The present paper discussed and highlighted the challenges in applying current state-of-the-art VLMs to the task of Scene Interpretation for Mobile Robotics on edge devices. In particular, we demonstrated the strong capabilities of these models when used in zero-shot tasks on unknown domains in real-world scenarios. Finally, we discussed the challenges in applying such models to the real world, highlighting the difficulties in evaluating manual and generated descriptions and inadequacies in using current automated metrics for this task.

For future work we want to highlight the need for better metrics for open-vocabulary tasks and future research into reliable evaluation of real world domains for these tasks, especially to reduce the need for manual evaluation.

Disclosure of Interests. The authors have no competing interests to declare.

Appendix

The used dataset was recorded using different cognitive systems, see Fig. 5. All platforms share the same sensor system that is only adapted to the given requirements w.r.t. the mechanical constraints. We utilize stereo cameras, LiDAR and a GNSS/INS module, with an NVIDIA Jetson AGX as the edge device.

The dataset used in this paper consists of a combination of various outdoor and indoor scenarios in real-world situations, see Fig. 6 for a short overview.

References

1. Bai, J., et al.: Qwen Technical Report (2023), <https://doi.org/10.48550/arXiv.2309.16609>
2. Chang, X., et al.: A Comprehensive Survey of Scene Graphs: Generation and Application. *IEEE Transactions on Pattern Analysis and Machine Intelligence* **45**(1), 1–26 (2022), <https://doi.org/10.1109/TPAMI.2021.3137605>
3. Chen, A., et al.: Commonsense Reasoning for Legged Robot Adaptation with Vision-Language Models (2024), <https://doi.org/10.48550/arXiv.2407.02666>




Fig. 5. The different cognitive systems used within our laboratory, utilizing the same sensory system (top left) used for data acquisition in the present paper.



Fig. 6. Various examples from the used dataset, captured by a variety of cognitive agents, including city and campus scenes, featuring difficult lighting conditions, crowded scenes and complex scenarios. Note that the anonymization is only done for the purpose of this publication, the pipeline works with the raw data instead.

4. Cheng, Q., et al.: Every Answer Matters: Evaluating Commonsense with Probabilistic Measures. In: Proceedings of the 62nd Annual Meeting of the Association for Computational Linguistics (2024), <https://doi.org/10.18653/v1/2024.acl-long.29>
5. DeepSeek-AI, et al.: DeepSeek-V3 Technical Report (2024), <https://doi.org/10.48550/arXiv.2412.19437>
6. Devlin, J., et al.: BERT: Pre-training of Deep Bidirectional Transformers for Language Understanding. In: Proceedings of the 2019 Conference of the North American Chapter of the Association for Computational Linguistics: Human Language Technologies (2019), <https://doi.org/10.48550/arXiv.1810.04805>
7. Farhan, M., et al.: Transforming Highway Safety With Autonomous Drones and AI: A Framework for Incident Detection and Emergency Response. *IEEE Open Journal of Vehicular Technology* **6**, 829–845 (2025), <https://doi.org/10.1109/ojvt.2025.3549387>
8. Feroze, W., et al.: Reading Between the Lines: Commonsense Reasoning in Small Language Models. In: 10th International Conference on Computer and Communications. pp. 298–303 (2024), <https://doi.org/10.1109/iccc62609.2024.10941834>
9. Grattafiori, A., et al.: The Llama 3 Herd of Models (Jul 2024), <https://doi.org/10.48550/arXiv.2407.21783>
10. Hanna, M., et al.: A Fine-Grained Analysis of BERTScore. In: Proceedings of the Sixth Conference on Machine Translation. pp. 507–517 (2021), <https://aclanthology.org/2021.wmt-1.59/>
11. Hendria, W., et al.: Action Knowledge for Video Captioning With Graph Neural Networks. *Journal of King Saud University - Computer and Information Sciences* **35**(4), 50–62 (2023), <https://doi.org/10.1016/j.jksuci.2023.03.006>
12. Huang, C., et al.: Visual Language Maps for Robot Navigation. In: IEEE International Conference on Robotics and Automation (ICRA) (2023), <https://doi.org/10.48550/arXiv.2210.05714>
13. Kassab, C., et al.: OpenLex3D: A New Evaluation Benchmark for Open-Vocabulary 3D Scene Representations. In: 1st Workshop on Safely Leveraging Vision-Language Foundation Models in Robotics: Challenges and Opportunities. (2025), <https://doi.org/10.48550/arXiv.2503.19764>
14. Kirillov, A., et al.: Segment Anything. In: 2023 IEEE/CVF International Conference on Computer Vision (ICCV) (2023), <https://doi.org/10.48550/arXiv.2304.02643>
15. Li, Z., et al.: Benchmark Evaluations, Applications, and Challenges of Large Vision Language Models: A Survey (2025), <https://doi.org/10.48550/arXiv.2501.02189v3>
16. Liu, S., et al.: Grounding DINO: Marrying DINO with Grounded Pre-Training for Open-Set Object Detection. In: Computer Vision – ECCV 2024. Lecture Notes in Computer Science. vol. 15105. Springer (2024), https://doi.org/10.1007/978-3-031-72970-6_3
17. Luo, F., et al.: Bi-DeepViT: Binarized Transformer for Efficient Sensor-Based Human Activity Recognition. *IEEE Transactions on Mobile Computing* **24**(5), 4419–4433 (2025), <https://doi.org/10.1109/tmc.2025.3526166>
18. M87 Labs: Moondream2 (2024), <https://doi.org/10.57967/HF/3219>
19. Marafioti, A., et al.: SmolVLM: Redefining small and efficient multimodal models (2025), <https://doi.org/10.48550/arXiv.2504.05299>
20. OpenAI, et al.: GPT-4 Technical Report (2024), <https://doi.org/10.48550/arXiv.2303.08774>

21. Paszke, A., et al.: PyTorch: An Imperative Style, High-Performance Deep Learning Library. In: Proceedings of the 33rd International Conference on Neural Information Processing Systems. arXiv (2019), <https://doi.org/10.48550/arXiv.1912.01703>
22. Patnaik, N., et al.: Small Vision-Language Models: A Survey on Compact Architectures and Techniques (2025), <https://doi.org/10.48550/arXiv.2503.10665>
23. Sharshar, A., et al.: Vision-Language Models for Edge Networks: A Comprehensive Survey (2025), <https://doi.org/10.48550/arXiv.2502.07855>
24. Sun, T., et al.: BERTScore is Unfair: On Social Bias in Language Model-Based Metrics for Text Generation. In: Proceedings of the 2022 Conference on Empirical Methods in Natural Language Processing (2022), <https://doi.org/10.48550/arXiv.2210.07626>
25. Tate, R.F.: Correlation Between a Discrete and a Continuous Variable. Point-Biserial Correlation. The Annals of Mathematical Statistics **25**(3), 603–607 (1954), <https://doi.org/10.1214/aoms/1177728730>
26. Ubiquitous Knowledge Processing Lab: STBS-DistilRoBERTa (2024), huggingface.co/cross-encoder/stsb-distilroberta-base
27. Wolf, T., et al.: HuggingFace’s Transformers (Oct 2019), <https://doi.org/10.48550/arXiv.1910.03771>
28. Zellers, R., et al.: From Recognition to Cognition: Visual Commonsense Reasoning. In: Proceedings of the IEEE/CVF Conference on Computer Vision and Pattern Recognition (CVPR) (2019), <https://doi.org/10.48550/arXiv.1811.10830>
29. Zhang, T., et al.: BERTScore: Evaluating Text Generation With BERT. In: 8th International Conference on Learning Representations (2020), <https://doi.org/10.48550/arXiv.1904.09675>
30. Zhou, K., et al.: ViCor: Bridging Visual Understanding and Commonsense Reasoning with Large Language Models. In: Findings of the Association for Computational Linguistics: ACL 2024 (2024), <https://doi.org/10.18653/v1/2024.findings-acl.640>