

A Branch-and-Bound Approach for Maximum Low-Diameter Dense Subgraph Problems

Yi Zhou^{a,*}, Chunyu Luo^a, Zhengren Wang^b, Zhang-Hua Fu^c

^a*University of Electronic Science and Technology of China, Chengdu, China*

^b*Peking University, Beijing, China*

^c*Shenzhen Institute of Artificial Intelligence and Robotics for Society, The Chinese University of Hong Kong, Shenzhen, Shenzhen, China*

Abstract

A graph with n vertices is an $f(\cdot)$ -dense graph if it has at least $f(n)$ edges, $f(\cdot)$ being a well-defined function. The notion $f(\cdot)$ -dense graph encompasses various clique models like γ -quasi cliques, k -defective cliques, and dense cliques, arising in cohesive subgraph extraction applications. However, the $f(\cdot)$ -dense graph may be disconnected or weakly connected. To conquer this, we study the problem of finding the largest $f(\cdot)$ -dense subgraph with a diameter of at most two in the paper. Specifically, we present a decomposition-based branch-and-bound algorithm to optimally solve this problem. The key feature of the algorithm is a decomposition framework that breaks the graph into n smaller subgraphs, allowing independent searches in each subgraph. We also introduce decomposition strategies including degeneracy and two-hop degeneracy orderings, alongside a branch-and-bound algorithm with a novel sorting-based upper bound to solve each subproblem. Worst-case complexity for each component is provided. Empirical results on 139 real-world graphs under two $f(\cdot)$ functions show our algorithm outperforms the MIP solver and pure branch-and-bound, solving nearly twice as many instances optimally within one hour.

Keywords: $f(\cdot)$ -dense graph, degeneracy ordering, branch-and-bound, bound estimation

*Corresponding author

Email addresses: zhou.yi@uestc.edu.cn (Yi Zhou), Chunyu-Luo@std.uestc.edu.cn (Chunyu Luo), wzr@stu.pku.edu.cn (Zhengren Wang), fuzhanghua@cuhk.edu.cn (Zhang-Hua Fu)

1. Introduction

In a network, a *cohesive subgraph*, or sometimes *community*, is a group of closely connected members. Identifying large cohesive subgraphs is a crucial task in numerous real-world network applications, including community detection in complex networks (Bedi and Sharma, 2016), protein complex identification in biological networks (Yu et al., 2006), and financial network statistical analysis (Boginski et al., 2006). The clique, which asks for an edge between every pair of vertices, naturally serves as a fundamental model for cohesive subgraphs. However, studies like Balasundaram et al. (2011), Pattillo et al. (2013b) have shown that the clique model is often unsuitable in practical applications because the requirement for all possible connections to be present within the cohesive subgraph is overly strict, especially when noise and errors exist. Consequently, various relaxed clique models have been proposed in the literature (Abello et al., 2002, Yu et al., 2006, Gao et al., 2022, Chang, 2023, Wang et al., 2022, 2023).

To our knowledge, a notable number of relaxed clique models capture the number of edges in the induced graph. For example, a γ -quasi clique is a vertex set such that in its induced graph there are at least $\gamma \binom{n}{2}$ edges, where n is the vertex number and γ is a ratio in $(0, 1]$ (Abello et al., 2002). When $\gamma = 1$, it is equal to the clique. Another example is the s -defective clique, which is a vertex set such that the induced graph has at least $\binom{n}{2} - s$ edges (Yu et al., 2006, Chen et al., 2021b, Luo et al., 2024). Here, s is a given non-negative integer. When $s = 0$, the s -defective clique also degrades to a clique. Other examples include *average s -plexes* where the edges must be at least $\frac{n(n-s)}{2}$ and s is a positive integer (Veremyev et al., 2016). It is clear that the above clique models can be generalized by setting a general function as the lower bound on the number of edges, a general model initially referred to as the $f(\cdot)$ -dense graph (Veremyev et al., 2016). Specifically, an $f(\cdot)$ -dense graph is defined as an n -vertex graph such that the number of edges is at least $f(n)$, with $f : \mathbb{Z}_{\geq 0} \rightarrow \mathbb{R}$ being a function strictly smaller than $\binom{n}{2}$ for any $n \geq 0$.

However, this simple generalization is inadequate for depicting cohesive groups, since for certain functions $f(\cdot)$, the graph with at least $f(n)$ edges may not be well-connected or might even be disconnected. For instance, in Fig. 1(a) and Fig. 1(b), with $f(n) = 0.9 \binom{n}{2}$, both graphs are considered $f(\cdot)$ -dense. However, in G_1 , the path from vertex v_1 to v_{210} requires 10 hops, and

in G_2 , there is no path between v_1 and v_{210} . With respect to connectivity, these graphs are unlikely to be cohesive. This issue has also been observed regarding the γ -quasi clique model. Hence, the connected constraint based on spanning tree was introduced in Santos et al. (2024) .

We introduce the *low-diameter $f(\cdot)$ -dense graph* and investigate the fundamental problem of finding the maximum low-diameter $f(\cdot)$ -dense subgraph (MfDS) from a given graph. In graph theory, the *diameter* of a graph refers to the maximum length of the shortest path between any two vertices within the graph. A low-diameter $f(\cdot)$ -dense graph refers to a connected graph where it has at least $f(n)$ edges and the diameter is no greater than two. It is worth mentioning that a graph with a diameter limited to two was known as a 2-club (Pattillo et al., 2013b), which is often studied alongside other structural constraints like vertex-connectivity (Veremyev et al., 2014, Lu et al., 2022) in cohesive graph mining applications.

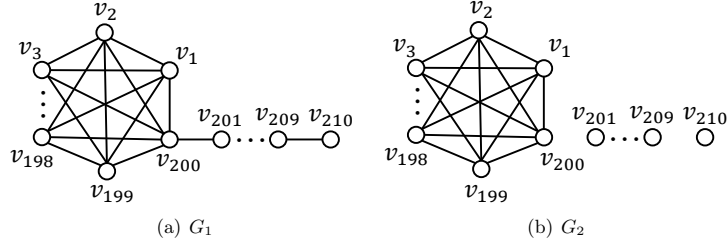


Figure 1: $G_1[\{v_1, v_2, \dots, v_{200}\}]$ is a clique and $v_{200}, v_{201}, \dots, v_{210}$ forms a path between v_{200} and v_{210} . $G_2[\{v_1, v_2, \dots, v_{200}\}]$ is a clique and $v_{201}, v_{202}, \dots, v_{210}$ are all isolated vertices.

1.1. Related Works

‘Assuming that the $f(\cdot)$ can be computed in constant time, the MfDS problem is NP-hard, W[1]-hard, and hard to approximate in polynomial time. This conclusion follows directly from the fact that the maximum clique problem is a special case of MfDS (Downey and Fellows, 2012, Håstad, 1999). Existing works related to the MfDS mainly focus on some special maximum $f(\cdot)$ -dense graph, mostly overlooking the low-diameter constraint. For example, the *maximum s -defective clique* problem, which seeks the maximum $f(\cdot)$ subgraph given $f(n) = \binom{n}{2} - s$, where s a fixed non-negative integer, was introduced in Yu et al. (2006). The problem is NP-hard for any $s \geq 1$ (Yannakakis, 1978). Luo et al. (2024) showed that the maximum s -defective clique with low-diameter constraint can be solved in $O(n^{c1.2^n})$ where n^c and

1.2^n represent polynomial and exponential factors of n , respectively. Another example, the *maximum γ -quasi clique* problem, which is the maximum $f(\cdot)$ -dense subgraph problem given $f(n) = \gamma \binom{n}{2}$ and γ being a real number within $(0, 1]$, was introduced in Abello et al. (2002). This problem also remains NP-hard for any fixed $\gamma \in (0, 1]$ (Pattillo et al., 2013a). As a matter of fact, if $f(n) = \Theta(n^{1+\epsilon})$, where $\epsilon \in (0, 1)$ or $f(n) = n + \Omega(n^\epsilon)$, where $\epsilon \in (0, 1)$, the problem of finding a maximum $f(\cdot)$ -dense graph is always NP-hard (Asahiro et al., 2002, Holzapfel et al., 2003). Nevertheless, there are some polynomial solvable cases, such as when $f(n) = n + c$ and c is a constant (Asahiro et al., 2002).

Although the hardness results seem to be discouraging, empirically solving the $MfDS$ problem optimally on real-world graphs seems feasible. One of the most common practical approaches is *mixed integer programming* (MIP). To the best of our knowledge, specific MIP formulations for the maximum s -defective clique problem and the maximum γ -quasi clique were proposed by Sherali et al. (2002) and Pattillo et al. (2013a), respectively. Later, Veremyev et al. (2016) investigated different MIP formulations for the general maximum $f(\cdot)$ -dense subgraph problem. In Veremyev et al. (2016), empirical experiments showed that an MIP model called *GF3* outperforms other models across various configurations. On the other hand, MIP-based solutions for the maximum 2-club problem, which aims to find the largest 2-club from the given graph, were studied in Pajouh et al. (2016), Lu et al. (2022), Moradi and Balasundaram (2018), Almeida and Carvalho (2014). However, to date, there is no available MIP formulation for solving the maximum low-diameter $f(\cdot)$ -dense subgraph problem. Furthermore, the efficiency of MIPs remains a bottleneck, particularly when the input real-world graph becomes very large.

On the other hand, combinatorial search methods such as branch-and-bound are another popular tool for solving large-scale instances exactly. For example, the branch-and-bound algorithms for maximum s -defective clique problem (Chen et al., 2021b, Gao et al., 2022, Zheng et al., 2023, Chang, 2023), maximum γ -quasi clique problem (Mahdavi Pajouh et al., 2014, Ribeiro and Riveaux, 2019) and even the maximum 2-club problem (Hartung et al., 2012, Komusiewicz et al., 2019, Carvalho and Almeida, 2011) have been shown to largely outperform their MIP counterparts. When the guarantee of optimality can be sacrificed, heuristic combinatorial algorithms,

such as local search, are often used for solving these subgraph extraction problems. For example, local search (Chen et al., 2021a) and meta-heuristic algorithms (Zhou et al., 2020, Pinto et al., 2018) approximate the size of maximum quasi-cliques. Interestingly, even for graphs with millions of vertices, branch-and-bound algorithms have demonstrated the ability to find optimal solutions within hours or even minutes (Luo et al., 2024, Wang et al., 2023, Walteros and Buchanan, 2020). This suggests that employing branch-and-bound algorithms to derive optimal solutions for large-scale, real-world MfDS problems remains a feasible approach.

1.2. Our Contribution

Our contributions in this work are summarized as follows.

- *Formalization of Maximum Low-diameter $f(\cdot)$ -Dense Subgraph Problem:* We introduce the $f(\cdot)$ -dense graph, defined as a graph with at least $f(n)$ edges, where $f(\cdot)$ is a well-defined function and n the number of vertices. This model encompasses various cohesive graph models and is discussed in terms of the hereditary property. We define the maximum low-diameter $f(\cdot)$ -dense subgraph problem, which seeks the largest $f(\cdot)$ -dense subgraph problem with a diameter bounded by two, ensuring connectivity. A mixed integer linear programming model for solving this problem is also provided.
- *Algorithmic Framework:* We propose an efficient framework to solve the MfDS problem optimally. The framework includes a graph decomposition pre-processing step, which involves breaking the input graph into smaller subgraphs, enabling independent solutions for each subgraph. To ensure the subgraphs are small, we introduce *degeneracy ordering* and *two-hop degeneracy ordering*. Additionally, we present the branch-and-bound algorithm with reduction strategies and an efficient sorting-based upper bounding method to improve performance. Worst-case complexity analyses for each component and the overall algorithm are provided.
- *Empirical Evaluation:* We conduct experiments on 139 real-world graphs with two $f(\cdot)$ functions. The results show that our graph decomposition combined with branch-and-bound outperforms methods like the MIP solver and pure branch-and-bound. With decomposition, we solve

about twice as many instances within one hour. We also show that the sorting-based upper bounding significantly speeds up the algorithm by reducing the search space.

2. Preliminary

2.1. Basic Notation

Let $G = (V, E)$ be an undirected simple graph, where V is the set of vertices and E is the set of edges. For any set S , we use $|S|$ to represent the cardinality of S , which is the number of elements in the set.

For a vertex $u \in V$, $N_G(u)$ denotes the set of *neighbor vertices* of u in graph G . Therefore, $|N_G(u)|$ denotes the *degree* of u in G , which is the number of neighboring vertices of u . We use Δ_G to denote the maximum degree over all vertices in G , i.e., the largest value of $|N_G(u)|$ over all vertices $u \in V$. We denote $\text{dist}_G(u, v)$ as the distance between two vertices u and v in G , defined as the length of the shortest path from u to v . If $\text{dist}_G(u, v) \leq k$, then we say v is a k -hop neighbor of u . Moreover, the set of *two-hop neighbors* of u in G consists of vertices that can be reached from vertex u by traversing at most two edges in G , denoted by $N_G^{(2)}(u)$. Note that $N_G(u) \subseteq N_G^{(2)}(u)$, since all direct neighbors of u are also two-hop neighbors.

Given a vertex subset $S \subseteq V$, $G[S]$ denotes the *subgraph induced by S* . Specifically, $E(S)$ denotes the edge set in $G[S]$, which includes all edges spanned by S . We use $\overline{G} = (V, \overline{E})$ to denote the *complement graph* of $G = (V, E)$. The complement graph \overline{G} has the same vertex set V , but an edge (u, v) exists in \overline{E} if and only if $(u, v) \notin E$. Likewise, for a subset $S \subseteq V$, we use $\overline{G}[S]$ to denote the subgraph induced by \overline{G} and $\overline{E}(S)$ to denote the edge set of $\overline{G}[S]$, which includes all edges spanned by S in the complement graph \overline{G} .

Given a graph $G = (V, E)$, the *diameter* of G , denoted by $\text{diam}(G)$, is the maximum length of the shortest paths between any pair of vertices in G . A *clique* in G is a subset $S \subseteq V$ such that any two distinct vertices in S are adjacent in G . In contrast, an *independent set* in G is a subset $S \subseteq V$ such that no two distinct vertices in S are adjacent in G .

3. The Maximum $f(\cdot)$ -dense Subgraph Problem

In this section, we formalize the concept of $f(\cdot)$ -dense graph and define the maximum low-diameter $f(\cdot)$ -dense subgraph problem. Furthermore, we formulate the problem as a mixed integer programming model.

3.1. $f(\cdot)$ -Dense Graph

We formally define the problem from the *density function*.

Definition 1 (density function). *A function $f : \mathbb{Z}_{\geq 0} \rightarrow \mathbb{R}$ defined on the non-negative integers is called a density function if, for all $i \geq 0$, $f(i) \leq \binom{i}{2}$.*

In the following, we use a density function $f(i)$ to bound the minimum number of edges in a graph of i vertices. The $f(i)$ is at most $\binom{i}{2}$ as there are at most $\binom{i}{2}$ edges in the graph.

Definition 2 ($f(\cdot)$ -dense graph). *Given a density function $f : \mathbb{Z}_{\geq 0} \rightarrow \mathbb{R}$ and a graph $G = (V, E)$ with n vertices and m edges, if $m \geq f(n)$, then G is called an $f(\cdot)$ -dense graph.*

Clearly, a clique is a $f(\cdot)$ -dense graph for any density function $f(\cdot)$ because $\binom{i}{2} \geq f(i)$ for all $i \geq 0$. The $f(\cdot)$ -dense graph also generalizes many well-known relaxed clique models, as discussed in the introduction.

3.1.1. Hereditary Property of $f(\cdot)$ -Dense Graph

A graph property Π is said to be *hereditary* if, whenever a graph G has property Π , any induced subgraphs of G also has property Π . The hereditary property plays an important role in the design of subgraph extraction algorithms.

Definition 3 (hereditary-induced density function). *Given a density function $f : \mathbb{Z}_{\geq 0} \rightarrow \mathbb{R}$ and an $f(\cdot)$ -dense graph G , if every induced subgraph of G is also an $f(\cdot)$ -dense graph, then $f(\cdot)$ is a hereditary-induced density function, or simply a hereditary-induced function.*

Lemma 1. *Given a density function $f : \mathbb{Z}_{\geq 0} \rightarrow \mathbb{R}$, define $g_f(i) = \binom{i}{2} - f(i)$, for all $i \in \mathbb{Z}_{\geq 0}$. If $g_f(\cdot)$ is a monotonically non-increasing, i.e., $g_f(i) \geq g_f(i+1)$, for all $i \in \mathbb{Z}_{\geq 0}$, then $f(\cdot)$ is a hereditary-induced function.*

The proof of this lemma, along with the subsequent lemmas and theorems, is deferred to Appendix A.

Lemma 2. *Given a density function $f : \mathbb{Z}_{\geq 0} \rightarrow \mathbb{R}$, suppose the following conditions hold:*

1. $g_f(\cdot)$ is positive, i.e. there exists some $n_0 \geq 0$ such that $f(n_0) > 0$,
2. $g_f(\cdot)$ is monotonically non-decreasing, i.e. for all $i \in \mathbb{Z}_{\geq 0}$, $g_f(i) \leq g_f(i+1)$,
3. $g_f(\cdot)$ is unbounded, i.e. for any constant $c \in \mathbb{R}_{\geq 0}$, there exists some $n \in \mathbb{Z}_{\geq 0}$ such that $g_f(n) \geq c$.

Then $f(\cdot)$ is not a hereditary-induced function.

We show some examples in the following.

- Define $f(i) = \gamma \frac{i(i-1)}{2}$, where $\gamma \in (0, 1)$. Clearly $g_f(\cdot)$ is positive, monotonically non-decreasing and unbounded. By Lemma 2, $f(\cdot)$ is not a hereditary-induced function. (This indicates that the γ -quasi-clique is not hereditary.)
- Define $f(i) = \frac{i(i-1)}{2} - s$, where $s \in \mathbb{Z}_{\geq 0}$. Since $g_f(\cdot)$ is monotonically non-increasing, by Lemma 1, $f(\cdot)$ is a hereditary-induced function. (This indicates that the s -defective clique is hereditary.)
- Define $f(i) = \frac{i(i-1)}{2} - \log(i+1)$. Here, $g_f(\cdot)$ is positive, monotonically non-decreasing, and unbounded. By Lemma 2, $f(\cdot)$ is not a hereditary-induced function. (This indicates that the graph property with this specific function is not hereditary.)

3.2. The Maximum Low-Diameter $f(\cdot)$ -Dense Subgraph Problem

Now, we introduce the maximum low-diameter $f(\cdot)$ -dense subgraph problem (MfDS).

Problem 1 (MfDS). *Given a graph $G = (V, E)$ and a density function $f(\cdot)$, the maximum low-diameter $f(\cdot)$ -dense subgraph problem asks for the largest subset of vertices S such that it induces an $f(\cdot)$ -dense graph and $\text{diam}(G[S]) \leq 2$.*

If the context is clear, we abuse the notation a bit by saying that $S \subseteq V$ is a low-diameter $f(\cdot)$ -dense subgraph. The MfDS problem can be further expressed as the following.

$$\omega_f(G) = \max\{|S| : S \subseteq V, |E(S)| \geq f(|S|) \text{ and } \text{diam}(G[S]) \leq 2\}$$

As stated in the introduction, the purpose of imposing additional diameter constraints is to exclude certain poorly connected or disconnected graphs, such as G_1 and G_2 shown in Fig. 1.

Given an $f(\cdot)$ -dense subgraph in G , if $f(\cdot)$ is not hereditary-induced, then it may be even NP-hard to decide if the graph is maximal (Pattillo et al., 2013b). If $f(\cdot)$ is a hereditary-induced function, given an $f(\cdot)$ -dense graph S , it is easy to check if any vertex not in S can form a larger $f(\cdot)$ -dense graph with S . In other words, whether a given vertex set S is maximal can be checked in polynomial time in this case. Unfortunately, the low-diameter $f(\cdot)$ -dense graph is not hereditary because the induced subgraph of a diameter-2 bounded graph may not be a diameter-2 bounded subgraph. However, if the $f(\cdot)$ -density function is hereditary-induced, the algorithm in the remainder of the paper still uses some extra pruning (reduction) rules.

3.3. A Mixed Integer Programm of $MfDS$

As mentioned, Veremyev et al. (2016) proposed multiple mixed integer programs (MIP) for the $f(\cdot)$ -dense subgraph problem (without low-diameter constraint) and identified one model, $GF3$, as the most efficient. We extend this model by further encoding the diameter constraint, resulting in a new model, MIP- fD , specifically designed to solve the $MfDS$ problem.

$$(MIP-fD) \max \sum_{i \in V} x_i$$

$$\text{s.t. } \sum_{(i,j) \in E} y_{ij} \geq \sum_{k=\omega_l}^{\omega_u} f(k) z_k \quad (1)$$

$$y_{ij} \leq x_i, y_{ij} \leq x_j, \forall (i, j) \in E \quad (2)$$

$$\sum_{i \in V} x_i = \sum_{k=\omega_l}^{\omega_u} k z_k, \sum_{k=\omega_l}^{\omega_u} z_k = 1 \quad (3)$$

$$x_i + x_j \leq 1 \quad \forall i, j \in V, \text{dist}_G(i, j) > 2 \quad (4)$$

$$x_i + x_j - \sum_{r \in N(v_i) \cap N(v_j)} x_r \leq 1 \quad \forall i, j \in V, \text{dist}_G(i, j) = 2 \quad (5)$$

$$x_i \in \{0, 1\}, \forall i \in V \quad (6)$$

$$y_{ij} \geq 0, \forall (i, j) \in E, z_k \geq 0, \forall k \in \{\omega_l, \dots, \omega_u\} \quad (7)$$

In MIP- fD , the binary variable x_i represents whether the vertex i is

chosen in the solution, and y_{ij} represents whether there exists an edge between vertex i and j in G . The binary variable z_k indicates whether ω_k ($k \in \{\omega_l, \dots, \omega_u\}$) is equal to the size of the optimal size. ω_l and ω_u are two given parameters, representing the lower and upper bounds of optimal size, respectively. The Inequality 1 indicates that the edge number of the solution subgraph is at least $f(\cdot)$. The Inequality 2 stipulates that the edges must be in the induced graph of a solution (vertex) set. The Inequality 3 asks that only one z_k can be 1 for all k in the range $\{\omega_l, \omega_u\}$. In brief, Inequalities 1-3 encode that the final solution set induced a subgraph that has at least $f(\cdot)$ edges. For any two vertices i and j in V , $dist_G(i, j)$ in Inequality 4 denotes the length of the shortest path between i and j in G . The Inequalities 4 and 5 require that the distance between any two vertices in the induced subgraph is bounded by 2. Note that in the model, k is a constant, so MIP- f D is a mixed integer linear program.

To build the model, we need to establish a lower bound ω_l and upper bound ω_u for the size of the maximum low-diameter $f(\cdot)$ -dense subgraph. While the trivial bounds $\omega_l = 1$ and $\omega_u = |V|$ would suffice, the performance of the MIP solver can be significantly improved with tighter bounds. To achieve these tighter bounds, we use the efficient heuristic described in Section 4.2 to obtain a feasible solution. The size of this solution provides a good lower bound, which we set as ω_l . Then, we apply the bounding algorithm outlined in Section 4.6 to estimate an upper bound ω_u , which is better than the trivial upper bound $|V|$.

4. A Combinatorial Algorithm of Solving MfDS

4.1. The Decomposition-based Framework

In this section, we present an algorithmic framework for solving the MfDS problem, as outlined in Algorithm 1. The input to the framework consists of a graph $G = (V, E)$ and an oracle that returns the value of the function $f(\cdot)$ for any given $i \in \{0, \dots, |V|\}$.

The framework begins by determining a heuristic solution S , where the size of S provides a lower bound for future searches. The lower bound $|S|$ can be also used to prune unfruitful searches. A key feature of the framework is its graph decomposition strategy, which is based on the following simple yet crucial observation.

Algorithm 1: The overall decomposition-based framework for solving the MfDS problem.

Input: A graph $G = (V, E)$ and an oracle to $f(\cdot)$
Output: The maximum $f(\cdot)$ -dense subgraph S .

```

1 OptMfDS( $G = (V, E), f(\cdot)$ )
2 begin
3    $S \leftarrow$  an initial heuristic solution /* Section 4.2 */
4    $\pi \leftarrow$  an order the vertices in  $G$  by a ordering algorithm. Suppose
       $\pi = (v_1, \dots, v_n)$  w.l.o.g. /* Section 4.3 */
5   for  $v_i$  from  $v_1$  to  $v_n$  do
6      $G_i = (V_i, E_i)$  be the graph induced by
       $\{v_i\} \cup \{N_G^{(2)}(v_i) \cap \{v_{i+1}, \dots, v_n\}\}$ 
7      $S_i^* \leftarrow$  ExactSearch( $G_i, f(\cdot), \{v_i\}, N_G^{(2)}(v_i), lb$ ) /* Section 4.4 */
8   return  $\max(|S_1^*|, \dots, |S_n^*|)$ 

```

Lemma 3. Let $G = (V, E)$ be a graph with $n = |V|$. Denote $\pi = \langle v_1, \dots, v_n \rangle$ as an arbitrary order of V . For each vertex v_i where $i = 1, \dots, n$, let V_i be $\{v_i\} \cup \{N_G^{(2)}(v_i) \cap \{v_{i+1}, \dots, v_n\}\}$. Suppose that S_i^* is a maximum low-diameter $f(\cdot)$ -dense graph in $G[V_i]$ that must contain v_i . Then, we have $\omega_f(G) = \max(|S_1^*|, \dots, |S_n^*|)$.

Note that the vertex set V_i consists of the vertex v_i itself, along with the vertices in $N_G^{(2)}(v_i)$ that are ranked after v_i in the order π .

In Alg. 1, for each vertex v_i in π , we construct a subgraph induced by V_i , i.e. $G_i = (V_i, E_i)$, and then apply an exact algorithm, referred to as ExactSearch, to find the largest $f(\cdot)$ -dense subgraph that includes v_i from G_i . According to Lemma 3, the optimal $f(\cdot)$ -dense graph of the entire graph G is the largest subgraph obtained from this process across all v_i .

Assume that the oracle computes $f(i)$ for any given integer i in constant time, and the ExactSearch algorithm checks all subsets of vertices in G_i in the worst case. Define $\alpha_G = \max(|V_1|, \dots, |V_n|)$. Then, the total running time of the algorithm is

$$O(T_{heur}(G) + T_{order}(G) + \text{poly}(\alpha_G)2^{\alpha_G}),$$

where $\text{poly}(\alpha_G)$ indicates a polynomial factor of α_G , and $T_{heur}(G)$, $T_{order}(G)$ and $\text{poly}(\alpha_G)2^{\alpha_G}$ represent the time required to find a heuristic solution, order the vertices of G , and run ExactSearch, respectively.

From a complexity perspective, an efficient polynomial-time heuristic algorithm is easy to obtain, as we suggest in Section 4.2. Therefore, the

focus is on making the sorting algorithms efficient, and, more importantly, on minimizing α_G , due to the exponential part related to α_G . (Indeed, studies in the maximum clique problem (Wang et al., 2022) also suggest that smaller subgraphs improve memory access performance in large graphs.) In Section 4.3, we introduce two polynomial-time ordering algorithms that ensure α_G remains sufficiently small in practice.

4.2. A Efficient Heuristic Algorithm

Given a graph $G = (V, E)$ and an oracle to the density function $f(\cdot)$, we introduce an efficient heuristic, as shown in Alg. 2, that returns a low-diameter f -dense subgraph S . The algorithm relies on a *degeneracy ordering* of graph G .

Definition 4 (degeneracy ordering). *A k -degeneracy ordering of a graph G is an ordering of the vertices of G , say $\langle v_1, v_2, \dots, v_n \rangle$, such that for each vertex v_i , its neighbors in the subgraph induced by $\{v_i, v_{i+1}, \dots, v_n\}$ are at most k . A degeneracy ordering of G is a k -degeneracy ordering such that k is minimized, and the degeneracy of G is such a minimum value k , denoted by d_G .*

A well-known *peel* algorithm determines a degeneracy ordering in linear time (Matula and Beck, 1983). Given a graph G , the peel algorithm repeatedly removes the vertex with the lowest degree in the graph, and this process ends when all the vertices are removed. The peel then determines the degeneracy order of a vertex at its removal, i.e., the i th removed vertex ranks i th in the final ordering. Using a linear-heap data structure, the peel algorithm has running time $O(|V| + |E|)$.

Given a degeneracy order $\langle v_1, \dots, v_n \rangle$, define the subgraph induced by $\{v_i\} \cup \{N_G(v_i) \cap \{v_{i+1}, \dots, v_n\}\}$ as $G_i = (S_i, E_i)$. Clearly, the diameter of G_i is at most two because all vertices in S_i except v_i are neighbors of v_i . However, G_i does not necessarily satisfy $|E_i| \geq f(|S_i|)$, so it is not necessarily an $f(\cdot)$ -dense graph. Observing this, for each G_i , our heuristic algorithm repeatedly deletes the vertex with the smallest degree in G_i again, until the remaining graph satisfies that $|E_i| \geq f(|S_i|)$.

Note that the deletion does not remove v_i because the degree of v_i is the largest in G_i . (If all vertices in G_i have the same degree as v_i , then G_i is a

clique.) Therefore, for each G_i , the deletion procedure finishes with a low-diameter $f(\cdot)$ -dense subgraph. The largest subgraph found by this deletion procedure for all G_i s is returned as the solution.

Algorithm 2: A heuristic algorithm for the MfDS problem.

Input: A graph $G = (V, E)$ and an oracle to $f(\cdot)$
Output: A low-diameter subgraph H^*

```

1 InitHeuristic( $G = (V, E), f(\cdot)$ ) begin
2    $S^* \leftarrow \emptyset$ 
3   Compute a degeneracy ordering for the vertices of  $G$  by peeling, denote the
   ordering as  $(v_1, \dots, v_n)$ 
4   for  $v_i$  from  $v_1$  to  $v_n$  do
5      $S_i \leftarrow \{v_i\} \cup \{N_G(v_i) \cap \{v_{i+1}, \dots, v_n\}\}$ 
6      $G_i = (S_i, E_i) \leftarrow$  the subgraph induced by  $S_i$  in  $G$ .
7     while  $|E_i| < f(|S_i|)$  do
8        $v \leftarrow$  the vertex with the minimum degree in  $G_i$ 
9        $S_i \leftarrow S_i \setminus \{v\}$ 
10    if  $|S_i| > |S^*|$  then
11       $S^* \leftarrow S_i$ 
12  return  $S^*$ 

```

In the following, we give a time complexity analysis of the heuristic algorithm. The degeneracy ordering time is $O(|V| + |E|)$. For every vertex v_i , $|S_i|$ is at most $d_G + 1$ and then $|E_i|$ is bounded by $O(d_G^2)$. Therefore, the time to build subgraph G_i is bounded by $O(d_G^2)$. The procedure in lines 7-9, which keeps deleting the smallest vertex from G_i , works the same way as the peel algorithm. Therefore, the time complexity of this procedure for any G_i is $O(|V_i| + |E_i|)$, or simply $O(d_G^2)$. Combining these elements, the overall complexity is $T_{heur} = O(|E| + |V|d_G^2)$.

In fact, the values of d_G in real instances are quite smaller than $|V|$. For example, for the real-world graph *ca-dblp-2010*, $d_G = 74$, in contrast to $|V| = 226413$.

4.3. The Ordering of Vertices

In this section, we introduce two specific orderings used for the graph decomposition.

4.3.1. Degeneracy Ordering

In the above heuristic algorithm, we propose the degeneracy order. Because d_G is much smaller than $|V|$, it is reasonable to use the degeneracy order again for the ordering of the vertices in line 4 in Algorithm 1.

Theorem 1. *If degeneracy ordering is applied as the vertex ordering in Line 4 in Algorithm 1, then $T_{order} = O(|V| + |E|)$ and $\alpha_G \leq \min(d_G \Delta_G, |V|)$.*

4.3.2. Two-hop Degeneracy Ordering

Another idea of ordering of the vertices is called *two-hop degeneracy ordering*.

Definition 5 (two-hop degeneracy ordering). *A k -two-hop degeneracy ordering of a graph G is an ordering of the vertices of G , say v_1, v_2, \dots, v_n , such that for each vertex v_i , its two-hop neighbors in the subgraph induced by $\{v_i, v_{i+1}, \dots, v_n\}$ is at most k . Likewise, a two-hop degeneracy ordering of G is a k two-hop degeneracy ordering such that k is minimized, and the two-hop degeneracy of G is this minimum value k , denoted by td_G .*

Algorithm 3: The algorithm for computing the two-hop degeneracy order of a graph.

Input: A graph $G = (V, E)$
Output: An ordering of V and the two-hop degeneracy ordering of G .

```

1 TwoHopDegeneracy( $G = (V, E)$ )
2 begin
3   for each  $v \in V$  do
4     Run a two-depth breadth first search (BFS) starting from  $v$  to compute
        $|N_G^{(2)}(v)|$ 
5     Let  $td_{deg}(v) \leftarrow |N_G^{(2)}(v)|$ 
6   Let  $td_G \leftarrow 0$ ,  $Ord \leftarrow \emptyset$ 
7    $\pi \leftarrow$  an empty sequence
8   for  $i \leftarrow 1$  to  $n$  do
9      $u \leftarrow \arg \min_{v \in V \setminus Ord} td_{deg}(v)$ 
10    append  $u$  to the tail of  $\pi$ 
11    if  $td_{deg}(u) \geq td_G$  then
12       $td_G \leftarrow td_{deg}(u)$ 
13    for each  $v$  in  $N_G^{(2)}(u) \setminus N_G(u)$  do
14       $td_{deg}(v) \leftarrow td_{deg}(v) - 1$ 
15    for each  $v$  in  $N_G(u)$  do
16      Run two-depth BFS starting from  $v$  to compute  $|N_G^{(2)}(v)|$ 
17  return  $\pi$ 

```

In Alg. 3 we show an algorithm to compute the two-hop degeneracy order of a given graph. In general, the two-hop degeneracy ordering is similar to that of peel. We keep track of the $|N_G^{(2)}(v)|$ value of each vertex, and then iteratively remove a vertex with the smallest $|N_G^{(2)}(v)|$ value. The two-hop degeneracy order is the sequence of removing these vertices.

The running time of removing a vertex u and updating all $tdeg(v)$ is $O(td_G + m \min(\Delta_G, td_G))$, where the first factor is from $|N_G^{(2)}(u)| \leq td_G$, and the second factor is from $|N_G(u)| \leq \min(\Delta_G, td_G)$. Therefore, the worst-case running time of Alg. 3 is

$$O(|V||E| + \sum_{i=1}^{|V|} (td_G + |E| \min(\Delta_G, td_G))) = O(|V||E| \min(td_G, \Delta_G))$$

Theorem 2. *If the two-hop degeneracy ordering is used as the vertex ordering in Line 4 in Algorithm 1, then $T_{order} = O(|V||E| \min(td_G, \Delta_G))$ and $\alpha_G \leq td_G$.*

We observed that in large sparse graphs, td_G is usually much smaller than $\Delta_G d_G$ and $|V|$. For example, for the real-world graph *ca-dblp-2010*, the value td_G is 238, which is much smaller than $|V| = 226413$ or $\Delta_G d_G = 17612$. Note that the concept of two-hop degeneracy ordering was initially proposed in Wünsche (2021) (using the name *weakly degeneracy ordering*). The empirical performance of this ordering for finding maximum k -plex and k -club was reported in Figiel et al. (2023).

4.4. The Branch-and-Bound Algorithm

In this section, we show a branch-and-bound algorithm in Alg. 4 for exactly solving the MfDS. It is well-known that the branch-and-bound is essentially a tree-search algorithm. Each recursive call to the algorithm $\text{BranchBound}(G, S, C, lb)$ solves a *restricted problem*: Given an input graph $G = (V, E)$, an oracle to density function $f(\cdot)$, a growing set $S \subseteq V$, a candidate set $C \subseteq V$, and an integer lb , return the largest maximum low-diameter $f(\cdot)$ -dense graph $G[S^*]$ such that $S \subseteq S^* \subseteq S \cup C$ and $|S| \geq lb$; if such a low-diameter $f(\cdot)$ -dense graph does not exist, then just return *none*. This restricted problem clearly generalizes the original problem because we can solve the original problem by setting $S = \emptyset$, $C = V$ and $lb = 0$.

For convenience purposes, we maintain the lower bound lb and the best-known vertex set S^* as globally accessible variables in the branch-and-bound. Note that the values of lb and S^* set are initialized by the heuristic algorithm in Section 4.2, and updated in the recursive call to BranchBound . Following the conventions, we call each recursive call to BranchBound as a node of the search tree. Then, in each node of the tree, if $G[S]$ is a low-diameter

Algorithm 4: ExactSearch (An exact branch-and-bound algorithm.)

Input: Graph $G = (V, E)$, an oracle to $f(\cdot)$ and a lower bound solution $lb \geq 0$
Output: The maximum low-diameter $f(\cdot)$ -dense subgraph S .

```

1 BranchBound( $G = (V, E), f(\cdot), S, C, lb$ )
2 begin
3   if  $|S| > lb$  and  $diam(G[S]) \leq 2$  and  $|E(S)| \geq f(|S|)$  then
4      $lb \leftarrow |S|$ 
5   if  $f(\cdot)$  is hereditary-induced and  $|E(S)| < f(|S|)$  then
6     return /* Based on case 1 in Lemma 5 */
7    $UB \leftarrow \text{SortBound}(G, f(\cdot), S, C)$ 
8   if  $UB > lb$  then
9     if  $f(\cdot)$  is hereditary-induced then
10      Delete the vertices and edges by cases 2 in Lemma 5
11     Randomly pick a vertex  $u$  from  $C$ 
12     if  $|N_G(u)| \geq |V| - 2$ ,  $|E(S \cup \{u\})| \geq f(|S| + 1)$  and
         $diam(G[S \cup \{u\}]) \leq 2$  then
13       BranchBound( $G = (V, E), f(\cdot), S \cup \{u\}, C \setminus \{u\}, lb$ ) /* Based on
          Lemma 4 */
14     else
15       BranchBound( $G = (V, E), f(\cdot), S \cup \{u\}, C \setminus \{u\}, lb$ )
16       BranchBound( $G = (V, E), f(\cdot), S, C \setminus \{u\}, lb$ )

```

$f(\cdot)$ -dense subgraph and $|S| \geq lb$, we update lb and S^* . This is done in line 4 in the algorithm. After updating lb , the BranchBound continues by either halting the search as described in lines 5-6 (see Section 4.5 for details), or estimating an upper bound by the so-called *SortBound* algorithms (see Section 4.6 for details). If the search goes on after checking the bound, then some unfruitful vertices of C can be reduced, as described in lines 9-10, and a vertex u is randomly chosen from C , as described in line 11. Lastly, we either reduce the search by moving u into the solution S , as described in lines 12-13 (see Section 4.5 for details), or branch the search into two subnodes, as described in lines 15-16.

4.5. Reducing Unfruitful Vertex

The correctness of reductions relies on the following observation.

Lemma 4. *Given a graph $G = (V, E)$, a density function $f(\cdot)$, and two disjoint sets S and C where S is a low-diameter $f(\cdot)$ -dense subgraph, if there is a vertex $u \in C$ such that*

1. $|N_G(u)| = |V| - 1$ or,

2. $|N_G(u)| = |V| - 2$, $|E(S \cup \{u\})| \geq f(|S| + 1)$ and $\text{diam}(G[S \cup \{u\}]) \leq 2$,

then there is a maximum low-diameter $f(\cdot)$ -dense subgraph S^* that $S \subseteq S^* \subseteq S \cup C$ and $u \in S^*$.

If $f(\cdot)$ is a hereditary-induced function, then we have more reduction rules in the following.

Lemma 5. *Given a graph $G = (V, E)$, a hereditary-induced function $f(\cdot)$, and two disjoint sets S and C ,*

1. *if S is not an $f(\cdot)$ -dense subgraph, then there is no low-diameter $f(\cdot)$ -dense subgraph S^* such that $S \subseteq S^*$.*
2. *if there is a $v \in C$ such that $|E(S \cup \{v\})| < f(|S| + 1)$, then there is no low-diameter $f(\cdot)$ -dense subgraph S^* such that $v \in S^*$.*

Notice that these reductions only hold for hereditary-induced functions. More reduction methods with respect to specific $f(\cdot)$ can be found based on the problem structure. For example, in Luo et al. (2024), a number of reduction rules for the maximum k -defective clique problem are investigated; in Chang (2019), reduction rules for the maximum clique problem are discussed.

4.6. Estimate Upper Bound Based On Vertex Sorting

In this section, we introduce techniques to estimate an upper bound.

4.6.1. A Simple Bound

To present our intuition, we reinterpret the MfDS problems like this – Given a graph $G = (V, E)$ and $S \subseteq V$, find the largest vertex set $S^* \subseteq V$ such that $|\overline{E(S)}| + |\overline{E(S^* \setminus S)}| \leq g_f(|S|)$? (Recall that $g_f(|S|) = \binom{|S|}{2} - f(|S|)$.) From this perspective, we can bound the size of optimal S^* by under-estimating $|\overline{E(S^* \setminus S)}|$.

For example, for any vertex $v \in C$, define $w_S(v) = |S \setminus N(v)|$, where $w_S(v)$ represents the number of vertices in S that are not neighbors to v . Then, the following algorithm gives an upper bound to the S^* .

1. Compute $w_S(v) = |S \setminus N(v)|$ for any vertex in C .
2. Order $v \in C$ by $w_S(v)$ in non-decreasing order. Denote the order as $\langle v_1, \dots, v_{|C|} \rangle$.

3. For any integer $k < |C|$, let us denote $\{v_1, \dots, v_k\}$ as S_k , and $\sum_{i=1, \dots, k} w_S(v_i)$ as $w_S(S_k)$. Find the largest index $k \in \{1, \dots, |C|\}$ such that $w_S(S_k) + \overline{E(S)} \leq g_f(|S| + k)$. Then $|S| + k$ is returned as the bound.

Note that the third step can be done by just traversing k from 1 up to the first value that violates the inequality.

Lemma 6. *The above algorithm returns an upper bound for the maximum low-diameter $f(\cdot)$ -dense graph S^* that $S \subseteq S^* \subseteq S \cup C$.*

4.6.2. An Improved Sorting-based Bounding Algorithm

In fact, the correctness of the above bound relies on the fact that $w_S(S_k) + \overline{E(S)}$ underestimates the size $\overline{E(S \cup \{v_1, \dots, v_k\})}$ for any k . However, the estimation has two weak points. First, the edges between S and set $\{v_1, \dots, v_k\}$ are overlooked in this estimation. A second weakness of this bound is that the two-hop constraint is also considered. Motivated by this observation, we propose the refined algorithm, SortBound, in Alg. 5 to estimate a tighter bound.

In Alg. 3, we first partition C into χ independent sets, as described in line 3. Here, any heuristic partitioning algorithm suffices. But if we minimize the number of partitions χ , we can obtain a tighter bound. Because finding the smallest χ is NP-hard (because it is equal to the graph coloring problem), we use a greedy partitioning algorithm from Chen et al. (2021b) to obtain such a vertex partition. In detail, suppose C is initially ordered as $v_1, \dots, v_{|C|}$. We start with \mathcal{C} , an empty collection of sets, and greedily construct a maximal independent set from v_1 to $v_{|C|}$. This set is then added to \mathcal{C} , and we repeat the process until all vertices of C are added to \mathcal{C} . The time complexity of a straightforward implementation of this greedy partitioning algorithm is $O(|C|^3)$ (Chen et al., 2021b).

After partitioning C into a collection of independent sets Π_1, \dots, Π_χ , we further partition each independent set Π_i (where $i \in 1, \dots, \chi$) into multiple subsets R_σ s such that in subgraph $G[S \cup C]$, the distance between any two vertices, say u and v , of R_σ is strictly larger than 2. This nested partition procedure is shown in lines 7-13 in Alg. 3. Because the diameter of the optimal solution is not larger than 2, there is at most one vertex in R_σ in an optimal solution set S^* . In lines 14-17, we select the vertex with the minimum $w_S(\cdot)$ value from R_σ , and then add it to C' . In C' , we sort the

Algorithm 5: A sorting-based algorithm for estimating upper bound.

Input: $G = (V, E)$, sets $S \subseteq V$ and $C \subseteq V$, and an oracle to $f(\cdot)$.
Output: An upper bound size ub

```

1 SortBound( $G = (V, E), f(\cdot), S, C$ )
2 begin
3   Greedily partition  $C$  into multiple disjoint independent subsets, say
    $\mathcal{C} = \{\Pi_1, \Pi_2, \dots, \Pi_\chi\}$  where  $\chi$  is the number of sets.
4    $C' \leftarrow \emptyset$ 
5   for  $\Pi_i$  from 1 to  $\chi$  do
6     For any  $u \in \Pi_i$ , define  $w_S(u)$  as  $|S \setminus N(u)|$ . Then, order the vertices in
      $\Pi_i$  by  $w_S(\cdot)$  in increasing order suppose the order as  $u_1, \dots, u_{|\Pi_i|}$ 
7     while  $\Pi_i \neq \emptyset$  do
8       Build an empty set  $R_\sigma$ 
9       for each  $v$  in  $\Pi_i$  by the sorted order do
10        if  $R_\sigma = \emptyset$ , or  $\forall u \in R_\sigma, \text{dist}_{G[S \cup C]}(u, v) > 2$  then
11           $R_\sigma \leftarrow R_\sigma \cup \{v\}$ 
12         $\mathcal{R} \leftarrow \mathcal{R} \cup \{R_\sigma\}, \Pi_i \leftarrow \Pi_i \setminus R_\sigma$ 
13         $\sigma \leftarrow \sigma + 1$ 
14      for  $j$  in  $\{1, 2, \dots, \sigma\}$  do
15         $u_j \leftarrow \arg \min_{u \in R_j} w_S(u)$ 
16         $C' \leftarrow C' \cup \{u_j\}$ 
17         $w'_S(u_j) \leftarrow w_S(u_j) + j - 1$ 
18   Sort all vertices in  $C'$  by  $w'_S(\cdot)$  in non-decreasing order, let  $k \leftarrow |C'|$ 
19   while  $|\overline{E}(S)| + w'_S(S_k) > g_f(|S| + k)$  do
20      $k \leftarrow k - 1$ 
21   return  $|S| + k$ 

```

vertices by $w'_S(\cdot)$ in non-decreasing order using line 18. Finally, we compute the sorting-based upper bound in lines 19-20. One can refer to the proof of Theorem 3 for the correctness of the bounds.

Theorem 3. *Given a graph $G = (V, E)$, a growing set $S \subseteq V$ and a candidate set $C \subseteq V$, Alg. 5 computes an upper bound of the size of the maximum low-diameter $f(\cdot)$ -dense subgraph S^* that $S \subseteq S^* \subseteq S \cup C$.*

We now estimate the running time of Alg. 5. As mentioned, the partition \mathcal{C} can be obtained in time $O(|C|^3)$, that is the time of line 3 in the algorithm.

The running time of the loop from line 5 to 17 can be analyzed independently. Specifically, In line 6, for each Π_i , the $w_S(v)$ can be computed in $O(|S|)$ time (although we maintain $w_S(v)$ at every tree node), and the ordering is done in $O(|\Pi_i| \log |\Pi_i|)$ time using a comparison-based sorting algorithm like quick sort. Therefore, the overall running time of line 6 is

$O(\sum_{i=1}^x (|S| + |\Pi_i| \log |\Pi_i|))$, or simply $O(|S||C| + |C| \log |C|)$. In lines 7 to 13, we partition each Π_i again. The total running time of this part is $O(\sum_{i=1}^x |\Pi_i|^3) = O(|C|^3)$ because the partition still works in a greedy manner. As for lines 14 to 17, we pick a vertex from each partition R_σ and compute a $w'_S(\cdot)$ value, which can be done in time $O(|C|^2)$. Therefore, the total running time of the whole loop in lines 5–17 is bounded by $O(|C|^3 + |S||C|)$ time.

The remaining part of the algorithm is simple: The running time of line 18 is $O(|C| \log |C|)$ which is the complexity of sorting, and the final work in lines 19–20 of Alg. 5, which computes k , can be done in $O(|C|)$ time.

In total, the overall time complexity of SortBound is $O(|C|^3 + |S||C|)$. Practical speedup techniques, such as bit-parallelism (San Segundo et al., 2011), can significantly improve the practical performance.

4.6.3. Example and Discussion of the Bounds

Here we use an example to illustrate the process of computing the upper bound. The example is illustrated for two specific $f(\cdot)$ -dense graph models, $f(i) = 0.8\binom{i}{2}$ and $f(i) = \binom{i}{2} - 1$. The input graph is shown in Fig. 2.

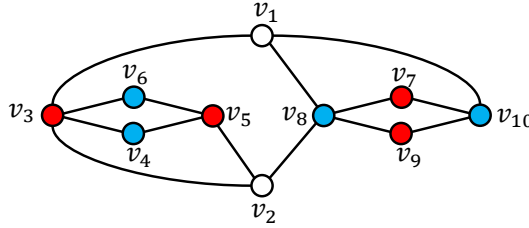


Figure 2: An example of computing sorting bound.

In the current state of this example, we assume that S includes two vertices v_1 and v_2 and $C = \{v_3, \dots, v_{10}\}$. By line 3 in Alg. 5, suppose C is partitioned into two independent sets $\Pi_1 = \{v_3, v_5, v_7, v_9\}$ and $\Pi_2 = \{v_4, v_6, v_8, v_{10}\}$. Clearly, $w_S(v_3) = w_S(v_8) = 0$, $w_S(v_5) = w_S(v_{10}) = 1$ and $w_S(v_4) = w_S(v_6) = w_S(v_7) = w_S(v_9) = 2$. We order Π_1 and Π_2 as $\langle v_3, v_5, v_7, v_9 \rangle$ and $\langle v_8, v_{10}, v_4, v_6 \rangle$, respectively, by line 6. Then by lines 7–13 in Alg. 5, Π_1 and Π_2 are further partitioned into subsets R_1^1, R_1^2 and R_2^1, R_2^2 , respectively. The partition is shown in Fig. 3.

In this nested vertex partition, at most one vertex in a vertex set R_j^i (where $i \in \{1, 2\}$ and $j \in \{1, 2\}$) can be moved to S such that S maintains to be $f(\cdot)$ -dense graph. We build up a temporary set C' to keep the vertices

of the smallest $w_S(\cdot)$ value in each set. For example, in subset R_1^1 , we move v_3 , the vertex of smallest $w_S(\cdot)$ value in R_1^1 , to C' . Similarly, v_5 in R_1^2 , v_8 in R_2^1 and v_{10} in R_2^2 are chosen and moved into C' . Then we compute $w'_S(\cdot)$ value and obtain $w'_S(v_3) = 0, w'_S(v_5) = 2, w'_S(v_8) = 0, w'_S(v_{10}) = 2$. After a re-ordering of C' by $w'_S(\cdot)$ in non-decreasing order, we obtain sequence $\langle v_3, v_8, v_5, v_{10} \rangle$.

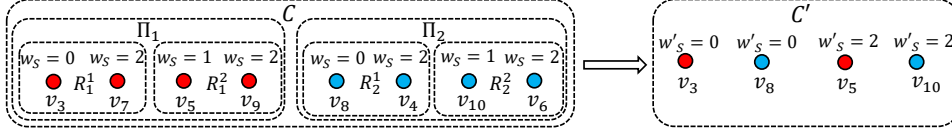


Figure 3: An example of computing sorting bound by Alg 5

- Suppose $f(i) = 0.8\binom{i}{2}$. Then we have $w'_S(S_2) + |\overline{E(S)}| \leq g_f(|S| + 2)$ but $w'_S(S_3) + |\overline{E(S)}| > g_f(|S| + 3)$. The upper bound is $|S| + 2 = 4$.
- Suppose $f(i) = \binom{i}{2} - 4$. Then we have $w'_S(S_3) + |\overline{E(S)}| \leq g_f(|S| + 3)$ and $w'_S(S_4) + |\overline{E(S)}| > g_f(|S| + 4)$. The upper bound is $|S| + 3 = 5$.

In fact, if $\chi = |C|$ and the distance between any two vertices of C in $G[S \cup C]$ is larger than 2, the SortBound algorithm degenerates into the simple bounding algorithm described in Section 4.6. On the other hand, it is known that similar sorting-based ideas are used for bounding the size of the maximum k -defective clique in Chen et al. (2021b), Chang (2023), Luo et al. (2024). However, problem properties like two-hop distance were not exploited.

5. Experiments

All our algorithms are written in C++11 and compiled by g++ version 9.3.0 with the -Ofast flag. All experiments are conducted on a machine with an Intel(R) Xeon(R) Platinum 8360Y CPU @ 2.40GHz and an Ubuntu 22.04 operating system. Hyper-threading and turbo are disabled for steady clock frequency.

5.1. Benchmark Algorithms

In this section, we show the experimental results of the 6 algorithms.

1. **Deg-BnB**: The decomposition algorithm described in Alg. 1, which uses the heuristic algorithm from Alg. 2 as the initial heuristic. It employs the degeneracy ordering from Section 4.3.1 for graph decomposition and the branch-and-bound algorithm with the sorting-based approach from Alg. 4 as the ExactSearch method.
2. **TwoDeg-BnB**: A variant of Deg-BnB that uses the *two-hop degeneracy ordering* from Section 4.3.2 for graph decomposition. Other components remain the same as Deg-BnB.
3. **BnB**: The branch-and-bound algorithm from Alg. 4 without graph decomposition. It uses the heuristic algorithm from Alg. 2 to obtain an initial lower bound (lb), and sets $S = \emptyset$ and $C = V$.
4. **MIP**: The Gurobi solver using the MIP- fD formulation presented in Section 3.3.
5. **Deg-MIP**: A variant of Deg-BnB that replaces the ExactSearch algorithm with the Gurobi solver using the MIP- fD formulation. All other elements remain the same as Deg-BnB.
6. **TwoDeg-MIP**: A variant of TwoDeg-BnB that uses the Gurobi solver with the MIP- fD formulation as ExactSearch, while keeping all other components the same as TwoDeg-BnB.

The source codes of these algorithms are publicly available at <https://github.com/cy-Luo000/MDSL>.

5.2. Datasets

We ran the algorithms on large graph collections derived from real-world applications. The dataset consists of 139 undirected graphs, with up to 5.87×10^7 vertices and 1.06×10^8 undirected edges, sourced from the Network Data Repository¹. The graphs represent various domains, including social networks, biological networks, collaboration networks, and more.

We test two specific $f(\cdot)$ -dense functions.

1. The first $f(\cdot)$ -dense function is defined as $f(i) = \gamma \binom{i}{2}$ where γ are chosen from $\{0.99, 0.95, 0.90, 0.85\}$.

¹<https://networkrepository.com/>

2. The second $f(\cdot)$ -dense function is defined as $f(i) = \binom{i}{2} - s$ where s is chosen from $\{1, 3\}$. This model represents the so-called s -defective clique.

Note that, $f(i) = \gamma \binom{i}{2}$ is not a hereditary-induced function, whereas $f(i) = \binom{i}{2} - s$ is a hereditary-induced function. It is clear that the $f(\cdot)$ -dense where $f(i) = \gamma \binom{i}{2}$ represents the γ -quasi clique, while $f(i) = \binom{i}{2} - s$ represents the s -defective clique.

5.3. The Empirical Running Time

In Fig. 4 and 5, we present the number of instances solved by each algorithm across different time frames. The upper time limit for each run is set to 3600 seconds (1 hour). In general, the combinatorial algorithms TwoDeg-BnB and Deg-BnB seem to be the most competitive. Given $f(i) = \gamma \binom{i}{2}$ where γ is 0.99 or 0.95, and $f(i) = \binom{i}{2} - s$ where $s = 1$ or 3, TwoDeg-BnB and Deg-BnB fully outperform the other four algorithms across various time frames. Given $f(i) = \gamma \binom{i}{2}$ where γ is 0.90 or 0.85, after running more than 1000 seconds, TwoDeg-MIP and Deg-MIP solve a similar number of instances as TwoDeg-BnB and Deg-BnB. However, both branch-and-bound and MIP-based algorithms benefit from the integration into the decomposition framework, resulting in improved computation times. Within one hour, the algorithm with decomposition solved nearly twice as many instances optimally as the algorithm without decomposition. However, it remains difficult to determine which graph decomposition ordering is superior.

We further present detailed results for graphs containing at least 10,000 vertices, where at least one algorithm is able to solve the graph to optimality for each value of γ and s . In total, 15 graphs meet these criteria. We report the detailed results of these 15 graphs in Table 1 for $f(i) = \gamma \binom{i}{2}$ and Table 2 for $f(i) = \binom{i}{2} - s$. The optimal solution size is shown in the column *opt*, and the remaining columns display the empirical running times of each algorithm. The label - indicates that the algorithm exceeded the time limit.

In Table 1, the algorithms with graph decomposition achieve a speedup of up to 2-3 orders of magnitude. There are 39 instances where TwoDeg-BnB or Deg-BnB solve to optimality, but BnB fails. In contrast, all instances solvable by BnB can also be solved by either TwoDeg-MIP or Deg-MIP. Combinatorial algorithms including TwoDeg-BnB, Deg-BnB and BnB mostly outperform their MIP-based counterparts (TwoDeg-MIP, Deg-MIP, and MIP).

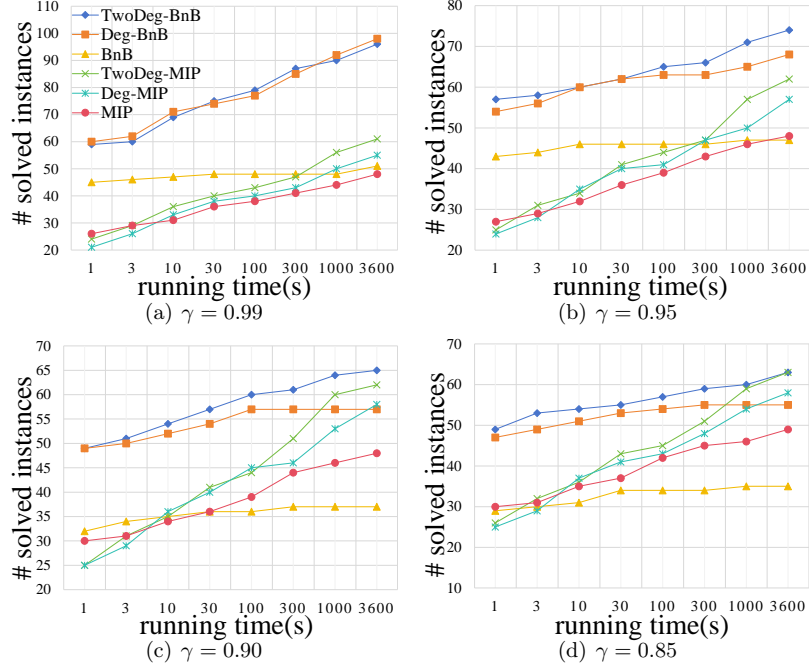


Figure 4: Overall performance evaluation of MfDS algorithms for $f(i) = \gamma \binom{i}{2}$ with $\gamma = \{0.99, 0.95, 0.90, 0.85\}$.

For the MIP solver, the inclusion of graph decomposition significantly accelerates the algorithm. In fact, while MIP fails to solve any of these graphs on its own, with graph decomposition, it sometimes outperforms pure combinatorial algorithms, as seen with the web-sk-2005 graph for $\gamma = 0.95, 0.9$, and 0.85 .

For the case of $f(i) = \binom{i}{2} - s$ where results are given in Table 2, we observe similar results. However, for this $f(\cdot)$ -dense function, the pure combinatorial BnB algorithm seems to be considerably more efficient than MIP.

Table 1: The running times (in seconds) of TwoDeg-BnB, Deg-BnB, BnB, TwoDeg-MIP, Deg-MIP, MIP on 15 large real-world graphs for $f(i) = \gamma \binom{i}{2}$ and $\gamma = 0.99, 0.95, 0.90, 0.85$.

Graph information	γ	opt	TwoDeg-BnB	Deg-BnB	BnB	TwoDeg-MIP	Deg-MIP	MIP
scc_infect-dublin	0.99	86	-	0.54	-	-	-	-
$ V =10972$	0.95	94	-	-	-	2093.18	-	-
$ E =175573$	0.9	101	-	-	-	2035.23	2897.83	-
$d_G=83, td_G=219$	0.85	108	-	-	-	1967.59	3436.76	-
web-indochina-2004	0.99	50	0.25	0.20	12.10	168.85	346.24	-
$ V =11358$	0.95	51	0.47	0.89	-	161.70	199.26	-
$ E =47606$	0.9	51	30.99	-	-	178.98	345.32	-
$d_G=49, td_G=199$	0.85	51	-	-	-	207.01	313.21	-

web-BerkStan	0.99	29	0.03	0.03	-	61.21	6.65	-
V =12305	0.95	29	0.05	0.03	-	59.44	3.19	-
E =19500	0.9	30	0.03	0.01	-	40.68	5.28	-
$d_G=28, td_G=59$	0.85	31	0.03	0.02	-	55.14	5.03	-
web-webbase-2001	0.99	33	0.33	4.06	-	700.17	-	-
V =16062	0.95	33	0.27	5.79	-	709.22	-	-
E =25593	0.9	34	0.31	-	-	694.47	-	-
$d_G=32, td_G=1679$	0.85	35	0.21	-	-	651.36	-	-
scc_retweet-crawl	0.99	21	0.12	0.10	-	1020.72	1608.18	-
V =17151	0.95	23	0.17	-	-	597.08	1272.85	-
E =24015	0.9	26	1.32	-	-	550.35	620.96	-
$d_G=19, td_G=195$	0.85	28	124.08	-	-	365.67	659.36	-
ca-CondMat	0.99	26	-	0.93	-	-	-	-
V =21363	0.95	28	-	-	-	2679.19	-	-
E =91286	0.9	30	22.54	-	-	2489.77	-	-
$d_G=25, td_G=279$	0.85	31	-	-	-	3307.37	-	-
tech-p2p-gnutella	0.99	4	0.75	0.55	-	1663.14	1405.14	-
V =62561	0.95	4	0.71	0.53	-	2280.71	1139.19	-
E =147878	0.9	5	0.79	0.58	-	834.06	706.13	-
$d_G=6, td_G=95$	0.85	5	0.77	0.59	-	1310.10	1627.57	-
rec-amazon	0.99	5	0.20	0.18	-	392.30	176.02	-
V =91813	0.95	5	0.19	0.18	-	414.68	143.18	-
E =125704	0.9	6	0.19	0.16	-	151.62	89.83	-
$d_G=4, td_G=8$	0.85	6	0.18	0.16	-	152.20	89.32	-
web-sk-2005	0.99	84	1.87	-	-	915.49	1137.96	-
V =121422	0.95	84	1737.03	-	-	1350.16	1219.74	-
E =334419	0.9	86	-	-	-	818.19	1320.09	-
$d_G=81, td_G=590$	0.85	89	-	-	-	774.55	957.47	-
web-uk-2005	0.99	501	634.49	-	-	768.52	-	-
V =129632	0.95	501	424.08	-	-	836.24	-	-
E =11744049	0.9	501	634.16	-	-	666.69	-	-
$d_G=499, td_G=850$	0.85	501	709.77	-	-	631.67	-	-
web-arabic-2005	0.99	102	8.83	-	-	830.86	-	-
V =163598	0.95	104	-	-	-	726.84	3267.47	-
E =1747269	0.9	107	-	-	-	437.76	-	-
$d_G=101, td_G=1102$	0.85	111	-	-	-	554.77	-	-
ca-MathSciNet	0.99	25	11.81	6.91	-	-	-	-
V =332689	0.95	25	10.62	5.94	-	-	-	-
E =820644	0.9	26	10.37	11.36	-	-	-	-
$d_G=24, td_G=496$	0.85	27	170.16	-	-	-	-	-
inf-roadNet-PA	0.99	4	3.14	2.25	-	-	-	-
V =1087562	0.95	4	2.73	2.31	-	-	-	-
E =1541514	0.9	4	2.94	2.15	-	-	-	-
$d_G=3, td_G=9$	0.85	4	2.86	2.28	-	-	-	-
inf-roadNet-CA	0.99	4	5.64	3.96	-	-	-	-
V =1957027	0.95	4	5.02	4.46	-	-	-	-
E =2760388	0.9	4	5.28	3.91	-	-	-	-
$d_G=3, td_G=12$	0.85	4	5.15	4.57	-	-	-	-
inf-road-usa	0.99	4	70.78	40.80	-	-	-	-
V =23947347	0.95	4	74.46	41.31	-	-	-	-
E =28854312	0.9	4	79.18	46.12	-	-	-	-
$d_G=3, td_G=9$	0.85	4	82.86	46.50	-	-	-	-

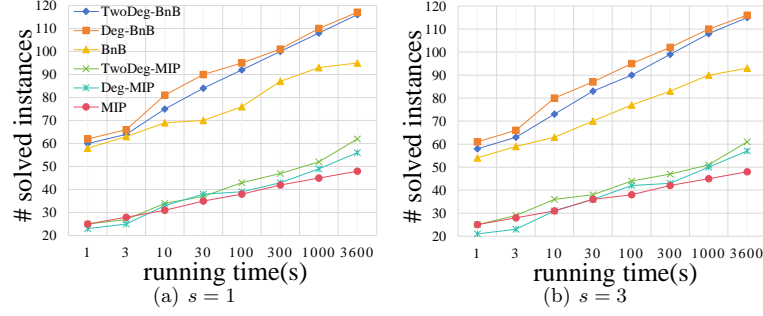


Figure 5: Overall performance evaluation of MfDS algorithms for $f_2(i) = \binom{i}{2} - s$ with $s = \{1, 3\}$.

Table 2: The running times (in seconds) of TwoDeg-BnB, Deg-BnB, BnB, TwoDeg-MIP, Deg-MIP, MIP on 15 large real-world graphs when $f(i) = \binom{i}{2} - s$ and $s = 1, 3$.

Graph information	s	opt	TwoDeg- BnB	Deg- BnB	BnB	TwoDeg- MIP	Deg- MIP	MIP
scc_infect-dublin	1	84	0.83	0.43	1.62	3314.12	-	-
$d_G=83, td_G=219$	3	84	1.14	0.32	2.10	-	-	-
web-indochina-2004	1	50	0.18	0.18	5.04	221.47	358.84	-
$d_G=49, td_G=199$	3	50	0.17	0.18	5.41	174.66	430.02	-
web-BerkStan	1	29	0.03	0.03	0.86	64.58	6.50	-
$d_G=28, td_G=59$	3	29	0.05	0.02	1.13	45.59	6.76	-
web-webbase-2001	1	33	0.33	4.56	2.19	1516.71	-	-
$d_G=32, td_G=1679$	3	33	0.25	7.03	13.04	1538.96	-	-
scc_retweet-crawl	1	21	0.09	0.09	0.10	1289.17	1654.74	-
$d_G=19, td_G=195$	3	21	0.16	0.09	0.13	1107.25	2078.58	-
ca-CondMat	1	26	1.00	0.90	11.46	3321.07	-	-
$d_G=25, td_G=279$	3	26	1.00	0.85	17.38	-	-	-
tech-p2p-gnutella	1	5	0.70	0.55	272.72	1496.14	1292.12	-
$d_G=6, td_G=95$	3	5	0.72	0.63	339.75	1772.54	1931.10	-
rec-amazon	1	6	0.08	0.09	264.28	59.22	165.39	-
$d_G=4, td_G=8$	3	6	0.08	0.06	-	8.60	87.80	-
web-sk-2005	1	82	0.80	1.36	-	1195.99	2419.91	-
$d_G=81, td_G=590$	3	83	0.84	1.73	-	1056.36	2317.35	-
web-uk-2005	1	500	391.19	30.72	-	1873.15	-	-
$d_G=499, td_G=850$	3	500	365.31	43.03	-	1880.04	-	-
web-arabic-2005	1	102	2.79	4.91	-	1671.32	-	-
$d_G=101, td_G=1102$	3	102	2.91	4.90	-	1502.21	-	-
ca-MathSciNet	1	25	7.92	6.59	-	-	-	-
$d_G=24, td_G=496$	3	25	7.62	7.07	-	-	-	-
inf-roadNet-PA	1	4	1.82	1.57	-	-	-	-
$d_G=3, td_G=9$	3	5	1.54	1.29	-	3136.69	3374.48	-
inf-roadNet-CA	1	4	3.40	2.79	-	-	-	-
$d_G=3, td_G=12$	3	5	2.90	2.24	-	-	-	-
inf-road-usa	1	4	44.55	37.75	-	-	-	-
$d_G=3, td_G=9$	3	5	43.82	32.63	-	-	-	-

5.4. Effectiveness of Upper Bound

In this section, we conduct experiments to evaluate the effectiveness of the proposed upper bounding algorithms using the 15 graphs mentioned above. In Table 3 and 4, we present the results for $f(i) = \gamma \binom{i}{2}$ and $f(i) = \binom{i}{2} - s$, respectively. In columns *LP*, *Simple*, and *Sortbound*, we report the upper bounds of the MfDS for the input graph, computed using the linear relaxation of MIP-*f*D (see Section 3.3), the simple sorting bound algorithm (see Section 4.6.1), and the SortBound bounding algorithm (see Section 4.6.2), respectively. We also report the running time in the column *Time* and the number of tree nodes in the column *Nodes* for the algorithms TwoDeg-BnB and TwoDeg-BnB/ub. The algorithm TwoDeg-BnB/ub is a modified version of TwoDeg-BnB that excludes the SortBound algorithm described in Section 4.6.2.

In terms of the tightness of the bounds, we observe that, in most cases, the LP relaxation provides the tightest upper bound, followed by our SortBound algorithm, with the Simple bound algorithm being the least tight. In a few instances, SortBound yields a better upper bound than the LP relaxation. However, while the LP relaxation provides the tightest bounds, it fails to scale to larger instances, such as *web-uk-2005* and other large graphs, where the linear programming solver cannot compute the upper bounds. In contrast, both SortBound and the Simple bound algorithms can handle all large instances efficiently. Therefore, we conclude that SortBound obtains the best balance between running time and tightness. It provides bounds tight enough to significantly prune the search tree, thereby speeding up the search algorithm. For example, for the graph *inf-roadNet-CA* with $f(\cdot) = 0.95 \binom{i}{2}$, SortBound reduces the search tree size from almost 1.4×10^7 to less than 1×10^3 .

As for the function $f(i) = \binom{i}{2} - s$ with $s = 1$ and 3, SortBound is still more effective than LP. In some extreme cases, such as *ca-MathSciNet* with $f(\cdot) = \binom{i}{2} - 3$, the speedup achieved by using SortBound is as large as 100x compared to the algorithm without this bound.

Table 3: The comparison of different bounds on 15 large real-world graphs for $f(i) = \gamma \binom{i}{2}$ where $\gamma = 0.99, 0.95, 0.90, 0.85$.

Graph	γ	opt	LP	Simple	SortBound	Time(s)		Nodes(10^3)	
						TwoDeg-BnB	TwoDeg-BnB/ub	TwoDeg-BnB	TwoDeg-BnB/ub

scc_infect-dublin	0.99	86	94	220	168	-	-	-	-
V =10972	0.95	94	97	220	220	-	-	-	-
E =175573	0.9	101	103	220	220	-	-	-	-
$d_G=83, td_G=-$	0.85	108	109	220	220	-	-	-	-
web-indochina-2004	0.99	50	50	200	54	0.25	-	0.01	-
V =11358	0.95	51	51	200	112	0.47	-	15.27	-
E =47606	0.9	51	51	200	158	30.99	-	3920.40	-
$d_G=49, td_G=199$	0.85	51	51	200	162	-	-	-	-
web-BerkStan	0.99	29	29	60	33	0.03	-	0.06	-
V =12305	0.95	29	29	60	33	0.05	-	0.24	-
E =19500	0.9	30	30	60	33	0.03	-	0.68	-
$d_G=28, td_G=59$	0.85	31	31	60	33	0.03	-	0.51	-
web-webbase-2001	0.99	33	33	1680	38	0.33	-	0.10	-
V =16062	0.95	33	33	1680	39	0.27	-	0.16	-
E =25593	0.9	34	34	1680	39	0.31	-	0.56	-
$d_G=32, td_G=1679$	0.85	35	36	1680	61	0.21	-	1.55	-
scc_retweet-crawl	0.99	21	26	196	25	0.12	-	0.67	-
V =17151	0.95	23	27	196	77	0.17	-	5.95	-
E =24015	0.9	26	29	196	112	1.32	-	139.65	-
$d_G=19, td_G=195$	0.85	28	30	196	145	124.08	-	5006.13	-
ca-CondMat	0.99	26	28	280	30	-	-	-	-
V =21363	0.95	28	29	280	142	-	-	-	-
E =91286	0.9	30	30	280	206	22.54	-	1271.69	-
$d_G=25, td_G=279$	0.85	31	31	280	270	-	-	-	-
tech-p2p-gnutella	0.99	4	7	96	5	0.75	-	0.01	-
V =62561	0.95	4	7	96	5	0.71	-	0.01	-
E =147878	0.9	5	8	96	7	0.79	-	0.11	-
$d_G=6, td_G=95$	0.85	5	8	96	9	0.77	-	0.14	-
rec-amazon	0.99	5	5	9	5	0.20	0.29	0.00	181.90
V =91813	0.95	5	5	9	5	0.19	0.27	0.00	181.90
E =125704	0.9	6	6	9	7	0.19	0.17	0.00	62.63
$d_G=4, td_G=8$	0.85	6	6	9	8	0.18	0.20	0.01	58.69
web-sk-2005	0.99	84	84	591	114	1.87	-	17.67	-
V =121422	0.95	84	84	591	135	1737.03	-	120249.90	-
E =334419	0.9	86	87	591	154	-	-	-	-
$d_G=81, td_G=590$	0.85	89	90	591	180	-	-	-	-
web-uk-2005	0.99	501	-	851	501	634.49	-	32.59	-
V =129632	0.95	501	-	851	501	424.08	-	0.00	-
E =11744049	0.9	501	-	851	501	634.16	-	0.00	-
$d_G=499, td_G=850$	0.85	501	-	851	501	709.77	-	0.00	-
web-arabic-2005	0.99	102	102	1103	146	8.83	-	63.81	-
V =163598	0.95	104	105	1103	258	-	-	-	-
E =1747269	0.9	107	108	1103	258	-	-	-	-
$d_G=101, td_G=1102$	0.85	111	112	1103	411	-	-	-	-
ca-MathSciNet	0.99	25	-	497	29	11.81	-	0.13	-
V =332689	0.95	25	-	497	74	10.62	-	1.13	-
E =820644	0.9	26	-	497	168	10.37	-	145.85	-
$d_G=24, td_G=496$	0.85	27	-	497	206	170.16	-	15415.56	-
inf-roadNet-PA	0.99	4	-	10	4	3.14	5.56	0.00	7972.09
V =1087562	0.95	4	-	10	4	2.73	5.76	0.00	7972.09
E =1541514	0.9	4	-	10	5	2.94	5.09	0.00	7972.09
$d_G=3, td_G=9$	0.85	4	-	10	7	2.86	5.82	0.00	7972.09
inf-roadNet-CA	0.99	4	-	13	5	5.64	10.25	0.01	14138.82
V =1957027	0.95	4	-	13	5	5.02	9.97	0.01	14138.82
E =2760388	0.9	4	-	13	7	5.28	9.16	0.02	14138.82
$d_G=3, td_G=12$	0.85	4	-	13	7	5.15	10.64	0.02	14138.82
inf-road-usa	0.99	4	-	10	4	70.78	103.02	0.01	69471.02
V =23947347	0.95	4	-	10	4	74.46	86.16	0.01	69471.02
E =28854312	0.9	4	-	10	5	79.18	101.55	0.02	69471.02
$d_G=3, td_G=9$	0.85	4	-	10	7	82.86	112.16	0.02	69471.02

Table 4: The comparison of different bounds on 15 large real-world graphs for $f(i) = \binom{i}{2} - s$ where $s = 1, 3$.

Graph	s	opt	LP	Simple	SortBound	Time(s)		Nodes(10^3)	
						TwoDeg-BnB	TwoDeg-BnB/ub	TwoDeg-BnB	TwoDeg-BnB/ub
scc_infect-dublin	1	84	93	220	85	0.83	550.84	0.01	37268.88
$d_G=83, td_G=219$	3	84	93	220	87	1.14	-	0.54	-
web-indochina-2004	1	50	50	200	51	0.18	1.08	0.00	130.97
$d_G=49, td_G=199$	3	50	50	200	51	0.18	63.23	0.00	10206.45
web-BerkStan	1	29	29	60	30	0.03	0.06	0.07	30.64
$d_G=28, td_G=59$	3	29	29	60	32	0.05	0.62	0.02	301.20
web-webbase-2001	1	33	33	1680	34	0.33	36.35	0.02	2108.00
$d_G=32, td_G=1679$	3	33	33	1680	36	0.25	-	0.02	-
scc_retweet-crawl	1	21	26	196	23	0.09	0.87	0.03	175.32
$d_G=19, td_G=195$	3	21	26	196	25	0.16	40.22	0.12	10737.58
ca-CondMat	1	26	27	280	27	1.00	7.11	0.05	1370.79
$d_G=25, td_G=279$	3	26	27	280	29	1.00	333.41	0.11	72300.23
tech-p2p-gnutella	1	5	7	96	6	0.70	16.62	0.01	2213.99
$d_G=6, td_G=95$	3	5	8	96	8	0.72	18.48	0.20	27631.24
rec-amazon	1	6	6	9	6	0.08	0.16	0.00	5.85
$d_G=4, td_G=8$	3	6	6	9	8	0.08	0.16	0.01	2.90
web-sk-2005	1	82	83	591	83	0.80	7.71	0.09	738.68
$d_G=81, td_G=590$	3	83	83	591	85	0.84	1709.91	0.60	262702.51
web-uk-2005	1	500	-	851	501	391.19	576.81	0.19	68.62
$d_G=499, td_G=850$	3	500	-	851	501	365.31	1861.92	2.24	8681.00
web-arabic-2005	1	102	102	1103	103	2.79	20.11	0.15	1258.14
$d_G=101, td_G=1102$	3	102	102	1103	105	2.91	-	0.94	-
ca-MathSciNet	1	25	-	497	26	7.92	39.81	0.02	6692.81
$d_G=24, td_G=496$	3	25	-	497	28	7.62	1228.93	0.08	256325.02
inf-roadNet-PA	1	4	-	10	5	1.82	3.65	0.00	1473.67
$d_G=3, td_G=9$	3	5	-	10	7	1.54	2.93	0.29	1221.98
inf-roadNet-CA	1	4	-	13	6	3.40	5.59	0.01	2544.21
$d_G=3, td_G=12$	3	5	-	13	7	2.90	4.57	0.19	2073.22
inf-road-usa	1	4	-	10	5	44.55	98.89	0.01	13238.70
$d_G=3, td_G=9$	3	5	-	10	7	43.82	88.33	0.11	6874.49

5.5. Relations Between Graph Size and Running Times

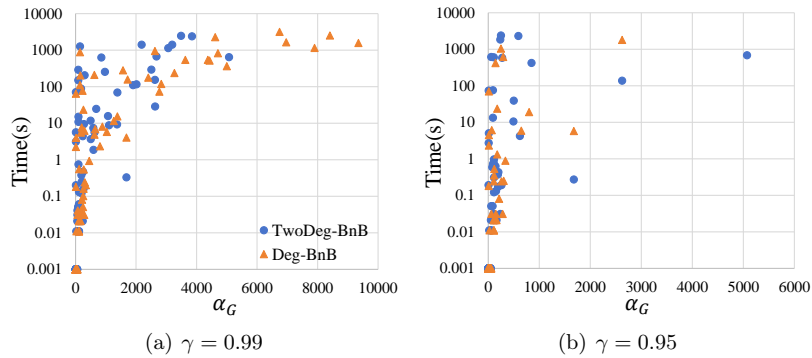


Figure 6: The relationship between the maximum subgraph size and the running time for $f(i) = \gamma \binom{i}{2}$ with $\gamma = 0.99, 0.95$ for algorithms TwoDeg-BnB and Deg-BnB.

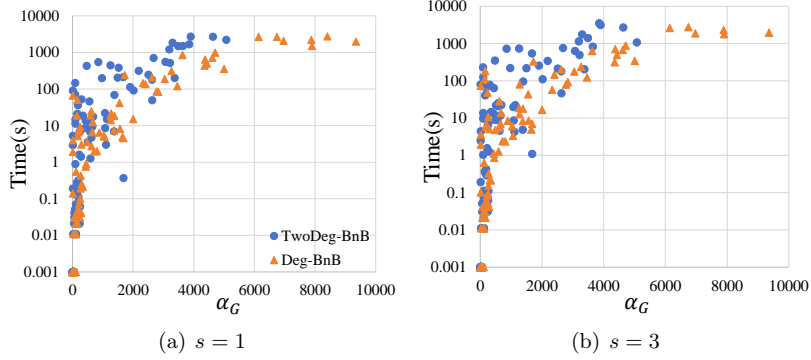


Figure 7: The relationship between the maximum subgraph size and the running time for $f(i) = \binom{i}{2} - s$ with $s = 1, 3$ for algorithms TwoDeg-BnB and Deg-BnB.

Lastly, we examine the relationship between the empirical wall-clock time of solving an instance and the α_G value, i.e., the maximum size of the subgraphs obtained during graph decomposition. In Figures 6 and 7, each point represents an instance, which corresponds to a graph and a specific $f(\cdot)$ -dense function. In nearly half of the solved cases, the largest subgraph contains at most 1,000 vertices, which is significantly smaller than the initial number of vertices. Generally, the running time shows a positive correlation with the maximum size of the subgraphs, supporting the rationale for minimizing α_G .

6. Conclusion

In this work, we introduced the concept of an $f(\cdot)$ -dense graph, which generalizes various cohesive graph models (e.g., clique, γ -quasi clique, s -defective clique, and average s -plexes) by requiring at least $f(n)$ edges for a vertex set of size n . Building on the $f(\cdot)$ -dense graphs, we studied the Maximum Low-Diameter $f(\cdot)$ -Dense Subgraph (MfDS) problem, which seeks the largest subgraph constrained by both diameter at most two and the $f(\cdot)$ -dense condition.

To solve MfDS, we studied its mixed integer linear program for MfDS. Moreover, we proposed a practical exact algorithmic framework featuring a decomposition phase that decomposes the original problem into n smaller subproblems, as well as a branch-and-bound method which can be integrated into this framework. We provided a complexity analysis about the efficiency of these methods. Extensive experiments on 139 real-world graphs and two $f(\cdot)$ -dense functions demonstrate that the decomposition-based branch-and-

bound approach achieves superior performance compared to other solution methods, including a standalone branch-and-bound or MIP solver.

This work can be further extended from several perspectives. To the best of our knowledge, there are limited studies concentrating on the generalized clique model, e.g. (Veremyev et al., 2016). In contrast, over the past decades, numerous investigations have been made for extracting dense subgraphs of specific forms, like robust vertex-connected subgraphs (Zhou et al., 2022, Veremyev et al., 2014) or high-degree subgraphs (Balasundaram et al., 2011). Therefore, it is still important to explore which graph structures hold significant importance and which models could be further generalized in practical applications.

Another future research line of the work is the extension and parallelization of the graph decomposition framework. The graph decomposition only relies on the diameter-two bounded constraint; hence, we can easily extend it to other dense subgraph search algorithms. Moreover, it is evident that once the graph is decomposed, calculations on the subgraphs do not depend on each other. Therefore, it is practical to implement parallel computing techniques to enhance the scalability of the proposed algorithm. As far as we know, the work in Wang et al. (2022) has successfully scaled the large k -plexes extraction to huge graphs of 100 million vertices.

Acknowledgments

This work was supported by the National Natural Science Foundation of China under grant no. 62372093, and the Shenzhen Agency of Innovation under grant KJZD20240903095712016.

References

- Abello, J., Resende, M. G., and Sudarsky, S. (2002). Massive quasi-clique detection. In *Latin American Symposium on Theoretical Informatics*, pages 598–612. Springer.
- Almeida, M. T. and Carvalho, F. D. (2014). An analytical comparison of the lp relaxations of integer models for the k -club problem. *European Journal of Operational Research*, 232(3):489–498.

- Asahiro, Y., Hassin, R., and Iwama, K. (2002). Complexity of finding dense subgraphs. *Discrete Applied Mathematics*, 121(1-3):15–26.
- Balasundaram, B., Butenko, S., and Hicks, I. V. (2011). Clique relaxations in social network analysis: The maximum k-plex problem. *Operations Research*, 59(1):133–142.
- Bedi, P. and Sharma, C. (2016). Community detection in social networks. *Wiley interdisciplinary reviews: Data mining and knowledge discovery*, 6(3):115–135.
- Boginski, V., Butenko, S., and Pardalos, P. M. (2006). Mining market data: A network approach. *Computers & Operations Research*, 33(11):3171–3184.
- Carvalho, F. D. and Almeida, M. T. (2011). Upper bounds and heuristics for the 2-club problem. *European Journal of Operational Research*, 210(3):489–494.
- Chang, L. (2019). Efficient maximum clique computation over large sparse graphs. In *Proceedings of the 25th ACM SIGKDD International Conference on Knowledge Discovery & Data Mining*, pages 529–538.
- Chang, L. (2023). Efficient maximum k-defective clique computation with improved time complexity. *Proceedings of the ACM on Management of Data*, 1(3):1–26.
- Chen, J., Cai, S., Pan, S., Wang, Y., Lin, Q., Zhao, M., and Yin, M. (2021a). Nuqclq: An effective local search algorithm for maximum quasi-clique problem. In *Proceedings of the AAAI Conference on Artificial Intelligence*, volume 35, pages 12258–12266.
- Chen, X., Zhou, Y., Hao, J.-K., and Xiao, M. (2021b). Computing maximum k-defective cliques in massive graphs. *Computers & Operations Research*, 127:105131.
- Downey, R. G. and Fellows, M. R. (2012). *Parameterized complexity*. Springer Science & Business Media.
- Figiel, A., Koana, T., Nichterlein, A., and Wünsche, N. (2023). Correlating Theory and Practice in Finding Clubs and Plexes. In *31st Annual European Symposium on Algorithms (ESA 2023)*, volume 274, pages

- 47:1–47:18, Dagstuhl, Germany. Schloss Dagstuhl – Leibniz-Zentrum für Informatik.
- Gao, J., Xu, Z., Li, R., and Yin, M. (2022). An exact algorithm with new upper bounds for the maximum k -defective clique problem in massive sparse graphs. In *Proceedings of the AAAI Conference on Artificial Intelligence*, volume 36, pages 10174–10183.
- Hartung, S., Komusiewicz, C., and Nichterlein, A. (2012). Parameterized algorithmics and computational experiments for finding 2-clubs. In *Parameterized and Exact Computation: 7th International Symposium, IPEC 2012, Ljubljana, Slovenia, September 12-14, 2012. Proceedings 7*, pages 231–241. Springer.
- Håstad, J. (1999). Clique is hard to approximate within $1 - \epsilon$. *Acta Mathematica*, 182(1):105–142.
- Holzapfel, K., Kosub, S., Maaß, M. G., and Täubig, H. (2003). The complexity of detecting fixed-density clusters. In *Italian Conference on Algorithms and Complexity*, pages 201–212. Springer.
- Komusiewicz, C., Nichterlein, A., Niedermeier, R., and Picker, M. (2019). Exact algorithms for finding well-connected 2-clubs in sparse real-world graphs: Theory and experiments. *European Journal of Operational Research*, 275(3):846–864.
- Lu, Y., Salemi, H., Balasundaram, B., and Buchanan, A. (2022). On fault-tolerant low-diameter clusters in graphs. *INFORMS Journal on Computing*, 34(6):3181–3199.
- Luo, C., Zhou, Y., Wang, Z., and Xiao, M. (2024). A faster branching algorithm for the maximum k -defective clique problem. In *ECAI 2024 - 27th European Conference on Artificial Intelligence, 19-24 October 2024, Santiago de Compostela, Spain*, volume 392 of *Frontiers in Artificial Intelligence and Applications*, pages 4132–4139. IOS Press.
- Mahdavi Pajouh, F., Miao, Z., and Balasundaram, B. (2014). A branch-and-bound approach for maximum quasi-cliques. *Annals of Operations Research*, 216:145–161.

- Matula, D. W. and Beck, L. L. (1983). Smallest-last ordering and clustering and graph coloring algorithms. *Journal of the ACM (JACM)*, 30(3):417–427.
- Moradi, E. and Balasundaram, B. (2018). Finding a maximum k -club using the k -clique formulation and canonical hypercube cuts. *Optimization Letters*, 12(8):1947–1957.
- Pajouh, F. M., Balasundaram, B., and Hicks, I. V. (2016). On the 2-club polytope of graphs. *Operations Research*, 64(6):1466–1481.
- Pattillo, J., Veremyev, A., Butenko, S., and Boginski, V. (2013a). On the maximum quasi-clique problem. *Discrete Applied Mathematics*, 161(1-2):244–257.
- Pattillo, J., Youssef, N., and Butenko, S. (2013b). On clique relaxation models in network analysis. *European Journal of Operational Research*, 226(1):9–18.
- Pinto, B. Q., Ribeiro, C. C., Rosseti, I., and Plastino, A. (2018). A biased random-key genetic algorithm for the maximum quasi-clique problem. *European Journal of Operational Research*, 271(3):849–865.
- Ribeiro, C. C. and Riveaux, J. A. (2019). An exact algorithm for the maximum quasi-clique problem. *International Transactions in Operational Research*, 26(6):2199–2229.
- San Segundo, P., Rodríguez-Losada, D., and Jiménez, A. (2011). An exact bit-parallel algorithm for the maximum clique problem. *Computers & Operations Research*, 38(2):571–581.
- Santos, D. S. d., Klamroth, K., Martins, P., and Paquete, L. (2024). Ensuring connectedness for the maximum quasi-clique and densest k -subgraph problems. *arXiv preprint arXiv:2403.08534*.
- Sherali, H. D., Cole Smith, J., and Trani, A. A. (2002). An airspace planning model for selecting flight-plans under workload, safety, and equity considerations. *Transportation Science*, 36(4):378–397.
- Veremyev, A., Prokopyev, O. A., Boginski, V., and Pasiliao, E. L. (2014). Finding maximum subgraphs with relatively large vertex connectivity. *European Journal of Operational Research*, 239(2):349–362.

- Veremyev, A., Prokopyev, O. A., Butenko, S., and Pasiliao, E. L. (2016). Exact mip-based approaches for finding maximum quasi-cliques and dense subgraphs. *Computational Optimization and Applications*, 64(1):177–214.
- Walteros, J. L. and Buchanan, A. (2020). Why is maximum clique often easy in practice? *Operations Research*, 68(6):1866–1895.
- Wang, Z., Zhou, Y., Luo, C., and Xiao, M. (2023). A fast maximum k-plex algorithm parameterized by the degeneracy gap. In *Proceedings of the Thirty-Second International Joint Conference on Artificial Intelligence, IJCAI-23*, pages 5648–5656. International Joint Conferences on Artificial Intelligence Organization.
- Wang, Z., Zhou, Y., Xiao, M., and Khoussainov, B. (2022). Listing maximal k-plexes in large real-world graphs. In *Proceedings of the ACM Web Conference 2022*, pages 1517–1527.
- Wünsche, N. (2021). Mind the gap when searching for relaxed cliques. Master’s thesis, Technische Universität Berlin.
- Yannakakis, M. (1978). Node-and edge-deletion NP-complete problems. In *Proceedings of the 10th Annual ACM Symposium on Theory of Computing*, pages 253–264. ACM.
- Yu, H., Paccanaro, A., Trifonov, V., and Gerstein, M. (2006). Predicting interactions in protein networks by completing defective cliques. *Bioinformatics*, 22(7):823–829.
- Zheng, J., Jin, M., and He, K. (2023). Kd-club: An efficient exact algorithm with new coloring-based upper bound for the maximum k-defective clique problem. *arXiv preprint arXiv:2308.07235*.
- Zhou, Q., Benlic, U., and Wu, Q. (2020). An opposition-based memetic algorithm for the maximum quasi-clique problem. *European Journal of Operational Research*, 286(1):63–83.
- Zhou, Y., Lin, W., Hao, J.-K., Xiao, M., and Jin, Y. (2022). An effective branch-and-bound algorithm for the maximum s-bundle problem. *European Journal of Operational Research*, 297(1):27–39.

Appendix A. Missing Proofs

Appendix A.1. Proof to Lemma 1

Proof. Suppose that $G = (V, E)$ is an $f(\cdot)$ -dense graph. By definition, $|E| \geq f(|V|)$, or equivalently $\binom{|V|}{2} - |E| \leq \binom{|V|}{2} - f(|V|)$. Denote \overline{E} as the edge set of \overline{G} , the complement graph of G . Then, $|\overline{E}| \leq g_f(|V|)$. Because $g_f(\cdot)$ is monotonically non-increasing, for any induced subgraph of \overline{G} , say $\overline{H} = (V', \overline{E}')$, the inequality $|\overline{E}'| \leq |\overline{E}| \leq g_f(|V|) \leq g_f(|V'|)$ holds. This is equivalent to saying that the complete graph of \overline{H} , say $H = (V', E')$, satisfies $|E'| \geq f(|V'|)$, which completes the proof. \square

Appendix A.2. Proof of Lemma 2

Proof. Because $f(\cdot)$ is positive and non-decreasing, there exists an integer $n_0 \geq 2$ such that $f(n_0) > 0$. Denoting $c_0 = \binom{n_0}{2}$, then there exists $n_1 > n_0$ such that $g_f(n_1) \geq c_0 \geq g_f(n_0)$. The first inequality holds because $g_f(\cdot)$ is unbounded and the second holds because $g_f(\cdot)$ is non-decreasing. So, if we can construct an $f(\cdot)$ -dense graph $G = (V, E)$ with n_1 vertices and find an induced subgraph of G which is not an $f(\cdot)$ -dense graph, then we can complete the proof. In other words, we now build a graph $\overline{G} = (V, \overline{E})$ of n_1 vertices such that $|\overline{E}| \leq g_f(|V|)$ and show that the complement graph of one of the induced subgraph of \overline{G} is not an $f(\cdot)$ -dense graph. Let us denote the vertex set V as $\{v_1, \dots, v_{n_0}, \dots, v_{n_1}\}$. To build the graph $\overline{G} = (V, \overline{E})$, we add edges that makes vertices v_1, \dots, v_{n_0} as a clique and leaves the set of $v_{n_0+1}, \dots, v_{n_1}$ as an independent set. Then $|\overline{E}| = \binom{n_0}{2} \leq g_f(n_1)$. So \overline{G} satisfies $|\overline{E}| \leq g_f(n_1)$. That is to say, the complete graph of \overline{G} is an $f(\cdot)$ -dense graph by the definition of $f(\cdot)$ -dense graph.

Denote the subgraph induced by $V' = \{v_1, \dots, v_{n_0}\}$ as $\overline{H} = (V', \overline{E}')$. \overline{H} is clearly a complete graph. Because $g_f(n_0) = \binom{n_0}{2} - f(n_0) < \binom{n_0}{2}$ (note that $f(n_0) > 0$), $|\overline{E}'| > g_f(n_0)$. So the complement graph of \overline{H} , denoted as H , is not $f(\cdot)$ -dense graph.

In brief, we find that G is an $f(\cdot)$ -dense graph, but one of its induced graphs H , is not. Therefore, $f(\cdot)$ is not a hereditary-induced function. \square

Appendix A.3. Proof of Lemma 3

Proof. Suppose S^* is an arbitrary maximum low-diameter $f(\cdot)$ -dense subgraph in G . Denote that the first vertex in S^* according to order π is v_i . Then it is clear that $S^* \setminus \{v_i\} \subseteq N_G^{(2)}(v_i) \cap \{v_{i+1}, \dots, v_n\}$. Therefore, the S^* is a

maximum low-diameter $f(\cdot)$ -dense subgraph in $G \left[\{v_i\} \cup \left\{ N_G^{(2)}(v_i) \cap \{v_{i+1}, \dots, v_n\} \right\} \right]$ which includes v_i . So, the largest maximum low-diameter $f(\cdot)$ -dense subgraph over all v_i s is equal to $\omega_f(G)$. \square

Appendix A.4. Proof of Theorem 1

Proof. The time complexity of $T_{order}(G)$ is $O(|V| + |E|)$ as we explained. By definition, for any v_i , $N_{G_i}^{(2)}(v_i) = N_G(v_i) \cup \left\{ N_G^{(2)}(v_i) \setminus N_G(v_i) \right\}$. Because $|N_G(v_i) \cap \{v_{i+1}, \dots, v_n\}| \leq d_G$ and $|N_G^{(2)}(v_i) \setminus N_G(v_i)| \leq d_G \Delta_G$, then $\alpha_G \leq d_G \Delta_G$. On the other hand, G_i is a subgraph of G so $\alpha_G \leq |V|$. Therefore, $\alpha_G \leq \min(d_G \Delta_G, |V|)$. \square

Appendix A.5. Proof of Theorem 2

Proof. The bound of T_{order} is a direct consequence of the two-hop degeneracy ordering. $\alpha_G \leq td_G$ is simply because of the definition of td_G . \square

Appendix A.6. Proof of Lemma 4

Proof. Assume that for any maximum $f(\cdot)$ -dense subgraph S^* that $S \subseteq S^* \subseteq S \cup C$, $u \notin S^*$.

- Case 1: If $|N_G(u)| = |V| - 1$, then it is clear that $S^* \cup \{u\}$ is still a low diameter $f(\cdot)$ -dense subgraph, violating the assumption that S^* is maximum.
- Case 2: If $|N_G(u)| = |V| - 2$, then there is only one vertex $v \in V$ such that $v \notin N_G(u)$. We separately discuss cases that $v \in S$ and $v \in S^* \setminus S$ in the followings.

1. If $v \in S^* \setminus S$, then $|E(S^* \cup \{u\} \setminus \{v\})| \geq |E(S^*)| \geq f(|S^*|) = f(|S^* \cup \{u\} \setminus \{v\}|)$. On the other hand, the diameter of $G[S^* \cup \{u\} \setminus \{v\}]$ is bounded by 2 because every vertex in this subgraph is a neighbor of u . Therefore, $S^* \cup \{u\} \setminus \{v\}$ is an low-diameter $f(\cdot)$ -dense subgraph contains u , conflict the assumption.
2. Now we consider the case $v \in S$. Firstly, we claim that there is a vertex w in $S^* \setminus S$ such that at least one vertex in S^* is not a neighbor of w , i.e., $S^* \not\subseteq (N_G(w) \cup \{w\})$. Suppose that for any $w' \in S^* \setminus S$, all vertices of S^* are neighbors of w' . We denote $S^* \setminus S$ as $\{v_1, v_2, \dots, v_{|S^* \setminus S|}\}$. Then because $S \cup \{u\}$ is a low

diameter $f(\cdot)$ -dense subgraph, we can prove that $S \cup \{u\} \cup \{v_1\}$, $S \cup \{u\} \cup \{v_1, v_2\}$, \dots , $S \cup \{u\} \cup (S^* \setminus S)$ is all low diameter $f(\cdot)$ -dense subgraphs by the same argument in Case 1. Therefore, we get a low diameter $f(\cdot)$ -dense subgraph of size larger than S^* , which is a contradiction. So there must be a vertex w in $S^* \setminus S$ such that one vertex in S^* is not a neighbor of w .

Secondly, we claim that when there exists a $w \in S^* \setminus S$ such that v is not the neighbor of w , $G[S^* \cup \{u\} \setminus \{w\}]$ is also a low-diameter $f(\cdot)$ -dense subgraph with the same size. Clearly, $G[S^* \cup \{u\} \setminus \{w\}]$ is an $f(\cdot)$ -dense subgraph. Now, we further show that $G[S^* \cup \{u\} \setminus \{w\}]$ is a low diameter subgraph. Considering that all vertices in $S^* \setminus S$ are the neighbors of v , we should prove that for any vertex pair x and y in $S^* \cup \{u\} \setminus \{w\}$, there exists a path connecting x and y of length at most 2.

- (a) If $x \neq v$ and $y \neq v$, then because u is the neighbor of x and u is the neighbor of y , there must exist a path connecting x and y of length at most 2.
- (b) If $x = v$ and $y \in S$, because $\text{diam}(G[S \cup \{u\}]) \leq 2$ we have there must exist a path connecting x and y of length smaller than or equal to 2.
- (c) If $x = v$ and $y \in (S^* \setminus S) \setminus \{w\}$, we discuss this in two situations. If $y = u$, then for any vertex $w' \in S^* \setminus S$ and $w' \neq w$, w' is the neighbor of v and u . Otherwise $y \neq u$, because v is the neighbor of all vertices of $S^* \setminus S$, x is the neighbor of y . Therefore, there must exist a path connecting x and y of length at most 2.

In sum, $G[S^* \cup \{u\} \setminus \{w\}]$ is a low diameter $f(\cdot)$ -dense subgraph with the same size as $G[S^*]$, which is contradicted to the assumption.

□

Appendix A.7. Proof of Lemma 5

Proof. If S is not an $f(\cdot)$ -dense subgraph, and $f(\cdot)$ is a hereditary-induced function, then any superset of S is not an $f(\cdot)$ -dense subgraph, so is the optimal solution S^* .

If $|E(S \cup \{v\})| < f(|S|+1)$, then $G[S \cup \{v\}]$ is not an $f(\cdot)$ -dense subgraph. The hereditary property indicates that any superset of $S \cup \{v\}$ is not an $f(\cdot)$ -dense graph. \square

Appendix A.8. Proof of Lemma 6

Proof. Denote $S' = S^* \setminus S$. So $S' \subseteq C$. Because S^* is an $f(\cdot)$ -dense subgraph, $|\overline{E(S^*)}| = |\overline{E(S \cup S')}| \leq g_f(|S| + |S'|)$. Furthermore, $\sum_{v \in S'} |S \setminus N(v)| + \overline{E(S)}$ is an underestimation of $|E(S^*)|$, i.e. $\sum_{v \in S'} |S \setminus N(v)| + |\overline{E(S)}| \leq |\overline{E(S \cup S')}|$. That means S' must satisfy $\sum_{v \in S} |S \setminus N(v)| + |\overline{E(S)}| \leq g_f(|S| + |S'|)$. The computation of k indicates that S_k is the maximum subset in C such that $\sum_{v \in S_k} |S \setminus N(v_k)| + \overline{E(S)} \leq g_f(|S| + k)$. That is to say, k is the upper bound of $|S'|$. This completes the proof. \square

Appendix A.9. Proof of Theorem 3

Proof. Denote $S' = S^* \setminus S$. For each $i \in \{1, \dots, \chi\}$, denote $S'_i = S' \cap \Pi_i$ and $s'_i = |S'_i|$. Then $\{S'_1, \dots, S'_\chi\}$ is a partition of S' . Because each S'_i is an independent set, $|\overline{E(S')}| \geq \sum_{i=1}^\chi \binom{s'_i}{2}$ holds.

Furthermore, assume that each Π_i is partitioned into σ_i subsets by lines 7-13, i.e. $\Pi_i = \{R_i^1, R_i^2, \dots, R_i^{\sigma_i}\}$. Denote $S'_{ij} = S'_i \cap R_i^j$ and $s'_{ij} = |S'_{ij}|$. Then $\{S'_{i1}, S'_{i2}, \dots, S'_{i\sigma_i}\}$ is a partition of S'_i . Clearly, S'_{ij} is an independent set and the distance of every two vertices in S'_{ij} is strictly larger than 2.

Now, we have

$$\begin{aligned}
|\overline{E(S^*)}| &= |\overline{E(S \cup S')}| = |\overline{E(S)}| + \sum_{v \in S'} |S \setminus N(v)| + |\overline{E(S')}| \\
&\geq |\overline{E(S)}| + \sum_{v \in S'} w_S(v) + \sum_{i=1}^\chi \binom{s'_i}{2} \\
&= |\overline{E(S)}| + \sum_{i=1}^\chi \left(\sum_{v \in S'_i} w_S(v) + \binom{s'_i}{2} \right) \\
&= |\overline{E(S)}| + \sum_{i=1}^\chi \left(\sum_{j=1}^{\sigma_i} \sum_{v \in S'_{ij}} w_S(v) + \binom{s'_i}{2} \right). \tag{A.1}
\end{aligned}$$

In the first inequality holds because $w_S(v)$ is a substitution of $|S \setminus N(v)|$ by definition and $|\overline{E(S')}| \geq \sum_{i=1}^\chi \binom{s'_i}{2}$.

Note that S^* is a two-hop constrained and there is at most one vertex in S'_{ij} that is in S^* . Let us denote $\{R_i^{j_1}, \dots, R_i^{j_k}, \dots, R_i^{j_{s'_i}}\}$ as the s'_i subsets that $R_i^{j_k} \cap S'_i \neq \emptyset$. We further denote $v_m^{(ij)}$ as the vertex in S'_{ij} with the minimum $w_S(\cdot)$.

As indicated in line 5 in the algorithm 5, vertices in Π_i are ordered by $w_S(\cdot)$ in non-increasing ordering. We assume the order of vertices in Π_i as $\langle v_i^1, v_i^2, \dots, v_i^{|\Pi_i|} \rangle$. By line 9 of alg. 5, we have $w_S(v_m^{(i1)}) \leq \dots \leq w_S(v_m^{(ij)}) \leq \dots \leq w_S(v_m^{(i\sigma_i)})$.

Therefore, for every $i \in \{1, \dots, \chi\}$

$$\begin{aligned}
& \sum_{j=1}^{\sigma_i} \sum_{v \in S'_{ij}} w_S(v) + \binom{s'_i}{2} \\
& \geq \sum_{j=1, S'_{ij} \cap R_i^j \neq \emptyset}^{\sigma_i} w_S(v_m^{(ij)}) + \binom{s'_i}{2} \\
& = \sum_{k=1}^{s'_i} w_S(v_m^{(ijk)}) + \binom{s'_i}{2} \\
& \geq \sum_{j=1}^{s'_i} \left(w_S(v_m^{(ij)}) + j - 1 \right) = \sum_{j=1}^{s'_i} w'_S(v_m^{(ij)}). \tag{A.2}
\end{aligned}$$

The first inequality holds because at most one vertex in S'_{ij} can be added into S^* . The second inequality holds because of the ordering. Combining Inequalities (A.1) and (A.2), we further obtain $|\overline{E(S^*)}| \geq |\overline{E(S)}| + \sum_{i=1}^{\chi} \sum_{j=1}^{s'_i} w'_S(v_m^{(ij)})$.

Furthermore, in line 18 of in the algorithm 5, the vertices in C' are ordered such that $w'_S(v_1) \leq w'_S(v_2) \leq \dots \leq w'_S(v_{|C'|})$. So we have

$$|\overline{E(S^*)}| \geq |\overline{E(S)}| + \sum_{i=1}^{\chi} \sum_{j=1}^{s'_i} w'_S(v_m^{(ij)}) \geq |\overline{E(S)}| + \sum_{j=1}^{|S'|} w'_S(v_j).$$

Therefore, $|\overline{E(S)}| + \sum_{j=1}^{|S'|} w'_S(v_j)$ is an underestimation of $|\overline{E(S^*)}|$. Following the argument in Lemma 6, the largest k obtained by lines 19-20 in this algorithm is the upper bound of $|S'|$. That is to say $|S| + k$ is an upper bound of $|S^*|$. \square