

MODULI SPACE OF CONNECTIONS ON RATIONAL IRREGULAR CURVES

MATTIA MORBELLO

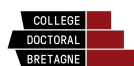
ABSTRACT. We study the compactification of the moduli space of a certain class of rank-two irregular connections on the Riemann sphere, presenting one double pole and two simple poles. To explicitly build the compactification, we identify a class of such irregular connections with a rational irregular curve and an extra complex parameter.

As a first step, we are inspired by Deligne and Mumford's work to compactify the moduli space of rational irregular curves, introducing the notion of irregular stable nodal curve.

Second, we will understand the behaviour of the extra complex parameter to conclude the compactification.

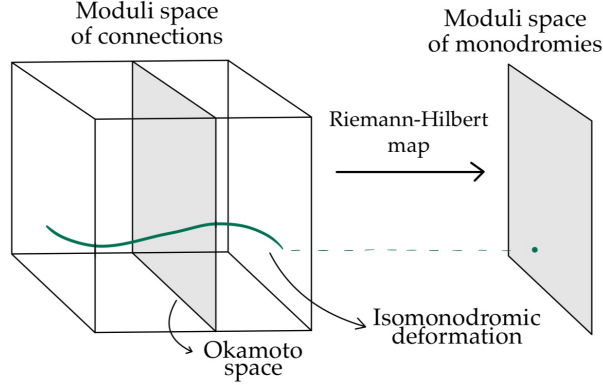
CONTENTS

Introduction	2
1. Preliminary Notions	4
1.1. Linear Meromorphic Connections	4
1.2. Horizontal Sections	5
1.3. Equivalent Connections and Residual Spectral Data	6
2. Connections of PV type	8
2.1. Riccati Foliation	9
2.2. Normal Form	10
2.3. Confluence of Singularities	12
3. Moduli Space of connections of PV type	14
3.1. Irregular Curves	15
4. Compactified Moduli Space of connections of PV type	16
4.1. Deligne-Mumford Compactification of \mathcal{M}	16
4.2. Irregular Stable Nodal Curves	21
4.3. Connections on the Boundary	26
4.4. Extension of the line bundle	31
4.5. The compactified moduli space	34
4.6. Symmetries	35
References	36



INTRODUCTION

In 1979 K. Okamoto [19] studied the space of initial conditions for the Painlevé equations. Two years later M. Jimbo, T. Miwa, K. Ueno [13] established a link between the Okamoto's work and a very active research field of that time: the Riemann-Hilbert correspondence, proved by Deligne [6] in 1970. They interpreted the Okamoto spaces as moduli spaces of certain classes of rank-two meromorphic connections on the Riemann sphere, and demonstrated that the Painlevé equations parametrise the isomonodromic deformations (the fibers of the Riemann-Hilbert map) of such connections.



Our work lies within this geometrical framework of the irregular Riemann-Hilbert correspondence, following the recent developments in [4] and [21]. In particular, we study the moduli space of a certain class of rank-two meromorphic connection on the Riemann sphere with one double pole and two simple poles, which we refer as *PV connections*. In the literature, they are sometimes called confluent Heun equations.

We denote by $\mathcal{C}on_{\Theta}^V$ the moduli space of PV connections. This space consists of a family of Okamoto spaces indexed by the time variable $t \in \mathbb{C}^*$ of the *fifth* Painlevé equation. The solutions of this equation define a one-dimensional foliation within $\mathcal{C}on_{\Theta}^V$, transverse to the Okamoto spaces. Our main goal, presented in Theorem A, is to explicitly build and compactify this moduli space, in particular when the time parameter t tends to 0 or ∞ . In a future work currently being drafted we use this compactification to study the resulting foliation on the boundary components.

The main idea is to identify a generic class of PV connection as a class of rational irregular curves [8] and an accessory complex number \hat{p} . The irregular curve represents the position of the poles, where the pole of order 2 is represented not only by a point, but by a 1-jet, while the extra complex parameter \hat{p} is related to the residual spectral datum of the apparent singularity. Those generic connections, for which the apparent singularity stays away from the poles, have been studied in [9]. The main result is the following:

Theorem A. *Let $\Theta = \{\kappa_0, \kappa_1, \kappa_\infty\}$ be generic spectral residual data defined up to integer shifts. The compactified moduli space $\overline{\mathcal{C}on}_{\Theta}^V$ of PV connection with spectral residual data Θ is a three dimensional quasi projective variety birational to the total space of a \mathbb{P}^1 -bundle $\overline{\mathcal{O}_{\overline{\mathcal{M}}}}(D)$. Here, $\overline{\mathcal{M}}$ is the Deligne-Mumford compactification of the moduli space of rational irregular curves $(\mathbb{P}^1, [0] + 2[1] + [\infty] + [q])$ up to Moebius transformations.*

The proof of this result comes from different propositions proved in Sections 3 and 4. In particular, in Section 4 we show that the line bundle $\mathcal{O}_{\overline{\mathcal{M}}}(D)$ is trivial along a special divisor. We then prove that $\overline{\mathcal{C}on}_{\Theta}^V$ is an open set inside the variety resulting by blowing up some trivialising sections above this divisor.

In Section 3, we show where does the apparent singularity comes from and we build the moduli space \mathcal{M} , which turns out to be a quasi-projective variety embedded in $\mathbb{P}^1 \times \mathbb{P}^1$. Moreover, we give a very explicit description of the moduli space of those generic PV connections, producing the trivial bundle over \mathcal{M} , that is Zariski dense inside the moduli space $\mathcal{C}on_{\Theta}^V \supseteq \mathcal{M} \times \mathbb{C}$.

To compactify $\mathcal{C}on_{\Theta}^V$, it is natural to first build a compactification of \mathcal{M} and try to extend the trivial bundle over the boundary components. In particular, we adapt the technics that Deligne and Mumford [7] used to compactify $\mathcal{M}_{0,5}$ to our case, explicitly stating the analogy. A surprising result is that $\overline{\mathcal{M}}$ is a singular surface (while $\overline{\mathcal{M}}_{0,5}$ is smooth) given by the contraction of the unique (-2) -curve in a weak Del Pezzo surface of degree 5, with hence strictly canonical singularities. Once $\overline{\mathcal{M}}$ is constructed we study the limit connections arising on stable nodal irregular curves, finding the new admissible extra complex parameter \hat{p} . This allows us to extend the trivial bundle to $\overline{\mathcal{M}}$ and define $\overline{\mathcal{O}_{\overline{\mathcal{M}}}}(D)$. A study of confluence of singularities concludes the proof of the theorem, producing $\overline{\mathcal{C}on}_{\Theta}^V$.

The text is structured as follows: in Section 1 we set the notations and we recall the basic definition of the objects involved in the following. A particular attention will be given to the definition of the residual spectral data of a connection. In Section 2 we define the main protagonist of this work, PV connections. We describe the Riccati foliation induced by a connection on the projectivised bundle and, thanks to it, we will give an accurate geometric interpretation of the confluence of (apparent) singularities in this setting. Section 3 is devoted to describe \mathcal{M} and its link with PV connections. Section 4 is the main core of the work, in which a compactification of the moduli space is proposed.

Acknowledgements:

This work is part of my Phd project, financed by the Centre Henri Lebesgue and Rennes university.

I would like to thank my advisor Frank Loray for guiding me through this beautiful journey, Gabriel Calsamiglia for having spent a lot of time discussing about stable nodal curves, and Matilde Maccan for her mathematical and emotional support.

I received also a financial support form Collège doctorale de Bretagne, Rennes Metropole, EUR caps, IRIS-E, and CAPES-COFECUB program for my mobility in Rio de Janeiro.

1. PRELIMINARY NOTIONS

1.1. Linear Meromorphic Connections. We are interested in the study of a special class of linear meromorphic connections, of PV type, but let us start by introducing what a meromorphic connection is in a general setting.

Definition. Let X be a complex manifold. A linear meromorphic connection is a triple (∇, E, D) , where

- $E \rightarrow X$ is a holomorphic vector bundle,
- D is an effective divisor of X ,
- ∇ is a \mathbb{C} -linear morphism of sheaves $\nabla: \mathcal{E} \rightarrow \mathcal{E} \otimes \Omega_X^1(D)$, satisfying the Leibniz rule given by the \mathcal{O}_X -module structure of the sheaf \mathcal{E} of holomorphic sections: $\nabla(f \cdot \sigma) = df \cdot \sigma + f \cdot \nabla \sigma$.

The divisor D is called *polar divisor* and it describes the order and the position of the poles that the connection must have. We recall the notation $\Omega_X^1(D) := \Omega_X^1 \otimes \mathcal{O}_X(D)$.

Remark 1. If $D = \emptyset$, we get a holomorphic connection.

Even if some of the notions we introduce hold for any complex manifold and any vector bundle, for the following of the article we always suppose that $X = \mathbb{P}^1$ and $\text{rk} E = 2$. This significantly simplify notations.

Definition. A point $a \in \mathbb{P}^1$ is called a *singularity* (or a *pole*) for the connection (E, ∇, D) if $a \in |D|$. Its *Poincaré rank* is the integer number $\deg(D|_a) - 1$.

Definition. A singularity is said *logarithmic* if its Poincaré rank is zero. Otherwise, it is said *regular* if it can be reduced to a logarithmic singularity and *irregular* if not.

Let us study the simplest example of meromorphic connection.

Example 1 (Euler System). Let us consider the connection $(\nabla, \mathcal{O} \oplus \mathcal{O}, [0] + [\infty])$ expressed in the local chart $U_0 \subseteq \mathbb{P}^1$

$$dY(x) = \Omega_0(x) \cdot Y(x), \quad \Omega_0(x) = A_1^{(0)} \frac{dx}{x}, \quad A_1^{(0)} = (a_{ij}) \in \mathfrak{gl}_2(\mathbb{C}).$$

It has polar divisor $D = [0] + [\infty]$, therefore both are logarithmic singularities. It is clear for $x = 0$, while for $x = \infty$, we should look at the other chart $U_\infty \subseteq \mathbb{P}^1$: the system can be expressed in the coordinate $z = 1/x$,

$$A_1^{(0)} \frac{dx}{x} = A_1^{(0)} z d(1/z) = A_1^{(0)} z (-1/z^2) dz = -A_1^{(0)} \frac{dz}{z} := A_1^{(\infty)} \frac{dz}{z}$$

and hence also ∞ is a pole of order 1 and then it is a logarithmic singularity with $A_1^{(\infty)} = -A_1^{(0)}$.

We can generalise a bit more this example via the following proposition.

Proposition 1.1. Any meromorphic connection $(\nabla, \mathcal{O} \oplus \mathcal{O}, D)$ on the trivial bundle can be globally expressed as

$$\nabla = d + \Omega \quad \text{for some} \quad \Omega \in \mathfrak{gl}_2(\Omega^1(D)).$$

Roughly speaking, we can see any connection on the trivial bundle as a rank 2 system of ODEs over the projective line. Indeed, if we write

$$\Omega = \begin{pmatrix} \omega_{1,1} & \omega_{1,2} \\ \omega_{2,1} & \omega_{2,2} \end{pmatrix} \quad \text{then} \quad \nabla Y = (d + \Omega)Y = \begin{pmatrix} dy_1 \\ dy_2 \end{pmatrix} + \begin{pmatrix} \omega_{1,1} & \omega_{1,2} \\ \omega_{2,1} & \omega_{2,2} \end{pmatrix} \begin{pmatrix} y_1 \\ y_2 \end{pmatrix} = 0.$$

We wonder what happens when the vector bundle E is not globally trivial. We still know that each holomorphic vector bundle is locally trivial on any contractible open set of \mathbb{P}^1 , and then it is

sufficient to consider the open cover $\{U_0, U_\infty\}$. In this setting, a connection is just the datum of two different system of ODEs on \mathbb{C} , that express via the formula $\nabla_0 = d + \Omega_0$ and $\nabla_\infty = d + \Omega_\infty$, and the two connection matrices are related in the overlap $U_0 \cap U_\infty$ by the formula

$$\Omega_0 = g_{0,\infty}^{-1} \cdot \Omega_\infty \cdot g_{0,\infty} + g_{0,\infty}^{-1} \cdot dg_{0,\infty}$$

where $g_{0,\infty}$ is the cocycle of the vector bundle E .

Remark 2. One can easily prove this relation by noticing that if Y_0 is a local section in U_0 satisfying $\nabla_0 Y_0 = 0$, then the section $Y_\infty = g_{0,\infty} Y_0$ defined in $U_0 \cap U_\infty$ must satisfy $\nabla_\infty Y_\infty = 0$.

Sometimes, we will be interested in the behaviour of the connection in a neighbourhood of a singularity: we can then shrink a trivialising open set for E in order to get a simply connected open set U that contains at most one singularity at, for instance, $x = a$. On this open set U , the connection matrix has a very simple and explicit description:

$$\text{if } E|_U \cong U \times \mathbb{C}^2 \text{ and } |D| \cap U = \{a\}, \quad \text{then } \nabla_U = d + \Omega_U,$$

for some $\Omega_U \in \mathfrak{gl}(\Omega^1(n[a]))$ that writes:

$$\Omega_U := \sum_{k=1}^n A_k^{(a)} \frac{dx}{(x-a)^k} + \text{holomorphic terms}$$

where $A_k^{(a)} \in \mathfrak{gl}_2(\mathbb{C})$ are constant matrices and n is the order of the pole in $x = a$.

Definition. We call $\sum_{k=1}^n A_k^{(a)} \frac{dx}{(x-a)^k}$ the *principal part* of a connection ∇ around the singularity $a \in \mathbb{P}^1$.

1.2. Horizontal Sections.

Definition. A local section Y satisfying $\nabla Y = 0$ is called *parallel* or *horizontal* section for the connection (∇, E, D) . Equivalently, we say that Y is a solution of the differential equation $\nabla = 0$

We are interested in studying the behaviour of such sections in a neighbourhood of a singularity $x = a$.

Theorem 1.2. Let X be a Riemann surface and (∇, E, D) a connection on it. Let $U \subseteq X \setminus \text{Supp}(D)$ a simply connected open set trivialising E . Then:

- There exists a fundamental matrix of solutions $Y(x)$ defined everywhere over U .
- Any other matrix of solutions $Y'(x)$ differs from $Y(x)$ by a constant matrix factor $Y'(x) = Y(x) \cdot C$.
- For any $x_0 \in U$, the evaluation map $Y(\cdot) \mapsto Y(x_0)$ is an isomorphism between the linear space of solutions of $\nabla|_U Y = 0$ and \mathbb{C}^2 .

Proof. Theorem 14.1 and remark 19.2 of [12] □

We can specify the theorem via the following facts coming from [12, 15.10, 20.20, 21.3].

Fact. If $x = a$ is a logarithmic singularity, then the local solutions of $\nabla = 0$ are meromorphic on U in $x = a$. Moreover, a basis of solution can be expressed as $Y(x) = H(x)x^A$ where A is a constant matrix and H is a meromorphic invertible matrix function.

Fact. If $x = a$ is an irregular singularity, then the local solutions of $\nabla = 0$ can be expressed as $Y(x) = F(x)x^A$, where A is a constant matrix and F is a matrix function single valued and holomorphically invertible in U^* , but eventually having an essential singularity in $x = a$.

The description of solutions around an irregular singularity is much more complicated since the so called Stokes phenomena appear. In fact, for simplicity, assume that $U \cong \mathbb{D}$ is isomorphic to the unitary complex disk centred in the singularity. We cannot express a solution as a holomorphic function in $\mathbb{D}^* := \mathbb{D} \setminus \{0\}$, but we are only allowed to define it on angular sectors that cover \mathbb{D}^* , whose amplitude depends on the order of the singularity. For example, in the case of an order two singularity, we have two sectors:

$$V^k := \left\{ x \in \mathbb{D}^* \mid |\arg(x) - (\theta + k\pi)| < \pi \right\} \quad \text{for } k = 0, 1$$

for a θ that depends on the spectral data of $\Omega_{\mathbb{D}}$, and on V^k the solutions are holomorphic. Moreover, a solution $Y(x)$ will grow exponentially fast on V^0 and decreases faster than any finite power $|x|^{N>0}$ in V^1 . For more details, see paragraph 21.1 of [12] and section 1.3 of [16].

1.3. Equivalent Connections and Residual Spectral Data. The goal of this work is to build the moduli space of PV type connections, that will be introduced in the next section. A moduli space is a topological space such that any point represents the equivalence class of one object under a suitable equivalence relation. Here we define the equivalence relation that we will use to identify different meromorphic connections.

Holomorphic Gauge Transformations.

Definition. Two connections (∇, E, D) and (∇', E, D) are said *gauge equivalent* if there exists a holomorphic automorphism $\Phi \in \text{Aut}(E)$ that sends ∇ -horizontal sections into ∇' -horizontal sections. Equivalently, we have that

$$\nabla = \Phi^* \nabla'.$$

There is a local description of the gauge action: if $\nabla|_U = d + \Omega$ and $\nabla'|_U = d + \Omega'$, for each trivialising set U , it holds that

$$\Omega = \Phi^{-1} \Omega' \Phi + \Phi^{-1} d\Phi.$$

Example 2. Let us consider a connection (∇, E, D) expressed locally in U around a double pole say centred in $x = 0$. Its connection matrix has expression

$$\Omega = A_2^{(0)} \frac{dx}{x^2} + A_1^{(0)} \frac{dx}{x} + \text{holomorphic terms}.$$

The first terms of a holomorphic gauge transformation are, for instance, $\Phi|_U = M_0 + xM_1$, with $M_i \in GL_2(\mathbb{C})$. The gauge action is

$$\left(M_0^{-1} A_2^{(0)} M_0 \right) \frac{dx}{x^2} + \left(M_0^{-1} A_1^{(0)} M_0 + M_0^{-1} A_2^{(0)} M_1 - M_0^{-1} M_1 M_0^{-1} A_2^{(0)} M_0 \right) \frac{dx}{x} + \text{holomorphic terms}.$$

We can state more generally that locally a holomorphic gauge transformation acts by conjugation on the highest term of a linear meromorphic connection. We finally remark that we can always diagonalise the principal part of a connection via a finite number of holomorphic gauge transformations.

Meromorphic Gauge Transformations and Elementary Transformations. Holomorphic gauge transformations allow us to understand when two connections on the same bundle E are equivalent. We would like to have a more general definition, allowing us to establish an equivalence of connections over different bundles of different degree. We should hence look into some birational bundle automorphism.

Definition. A *meromorphic gauge transformation* $\Psi: (\nabla, E, D) \rightarrow (\nabla', E', D')$ is a birational morphism of bundles $\Psi: E \rightarrow E'$ such that $\Psi^* \nabla' = \nabla$.

Remark 3. We do not define in this paper the notion of monodromy of a meromorphic connection, but it is important to know that meromorphic gauge transformations are exactly the monodromy preserving transformations.

A particular and interesting class of meromorphic gauge transformations are elementary transformations. They are characterised by having a single pole or zero of order one.

Definition. Let E be a rank 2 vector bundle and l be a line in E_{x_0} . We denote via (E, l) the parabolic vector bundle. The *elementary transformations* elm_{l,x_0}^\pm are meromorphic gauge transformations

$$\text{elm}_{l,x_0}^+ : (E, l) \rightarrow (E^+, l^+) \quad \text{and} \quad \text{elm}_{l,x_0}^- : (E, l) \rightarrow (E^-, l^-).$$

If we choose a local trivialisation $E|_U \cong U \times \mathbb{C}^2$ based in $x_0 = 0$ and such that $l = \mathbb{C} \cdot \begin{pmatrix} 1 \\ 0 \end{pmatrix}$, then the elementary transformations have this local expression

$$\text{elm}_{l,x_0}^+ = \begin{pmatrix} x & 0 \\ 0 & 1 \end{pmatrix} : \mathbb{C}^2 \rightarrow \mathbb{C}^2 \quad \text{and} \quad \text{elm}_{l,x_0}^- = \begin{pmatrix} 1 & 0 \\ 0 & \frac{1}{x} \end{pmatrix} : \mathbb{C}^2 \rightarrow \mathbb{C}^2 \quad (1)$$

Proposition 1.3. Let us consider a point $x_0 \in U \subseteq \mathbb{P}^1$ and the elementary transformation elm_{l,x_0}^\pm . It holds that $\det(E^\pm) = \det(E) \otimes \mathcal{O}(\pm[x_0])$ and therefore $\deg E^\pm = \deg E \pm 1$.

Proof. Section 6 of [17]. □

In order to better understand how the elementary transformations acts on the connection matrix, let us consider the following example.

Example 3. Let us consider the following connection on the trivial bundle given by $(d + \Omega, \mathcal{O} \oplus \mathcal{O}, D)$ and a point $q \notin |D|$. Then

$$\text{elm}_q^-(d + \Omega, \mathcal{O} \oplus \mathcal{O}, D) = (d + \tilde{\Omega}, \mathcal{O} \oplus \mathcal{O}(1), D - [q]).$$

Indeed here we can globally find a choice of coordinates on $\mathcal{O} \oplus \mathcal{O}$ to express the elementary transformation as a matrix, and it acts in the standard way on Ω :

$$\begin{aligned} \tilde{\Omega} &= \begin{pmatrix} 1 & 0 \\ 0 & \frac{1}{x-q} \end{pmatrix}^{-1} \begin{pmatrix} \omega_{1,1} & \omega_{1,2} \\ \omega_{1,2} & \omega_{1,2} \end{pmatrix} \begin{pmatrix} 1 & 0 \\ 0 & \frac{1}{x-q} \end{pmatrix} + \begin{pmatrix} 1 & 0 \\ 0 & \frac{1}{x-q} \end{pmatrix}^{-1} \begin{pmatrix} 0 & 0 \\ 0 & -\frac{dx}{(x-q)^2} \end{pmatrix} = \\ &= \begin{pmatrix} \omega_{1,1} & (x-q)\omega_{1,2} \\ \frac{1}{(x-q)}\omega_{2,1} & \omega_{1,2} - \frac{dx}{x-q} \end{pmatrix}. \end{aligned}$$

Remark 4. When we refer to the isomorphism class of a connection, we will implicitly mean under the action of meromorphic gauge transformations. Otherwise we will specify that we consider only holomorphic gauge equivalence.

Residual Spectral Data. Let us end this section by introducing the residual spectral data of a linear meromorphic connection. They will play a central role in the construction of the moduli space and in the study of its geometry.

Definition. We call $A_1^{(a)} = \text{Res}_{x=a} \Omega_U$ the *residual matrix* of the connection (∇, E, D) at $x = a$. Sometimes we denote it just as $\text{Res}_{x=a} \nabla$.

We are interested in studying the spectrum of the residual matrix. By Example 2 we see that it is in general not invariant for gauge transformations for poles of order higher than one.

Definition. We then refer to the *residual spectral data* of a connection (∇, E, D) as the data $\cup_{a \in |D|} \text{spec}(\text{Res}_{x=a} \tilde{\nabla}) := \cup_{a \in |D|} \{\kappa_a^+, \kappa_a^-\}$, where $\tilde{\nabla}$ is holomorphic gauge equivalent to ∇ and it has diagonal principal part.

We would like to have a formula to find the residual spectral data of a connection, at least for a pole of order 2. Let us consider the trace and the determinant of a connection matrix over a trivialising set centred in the singularity a and let us call $\lambda, \mu \in \mathbb{C}((x-a))$. We have that

$$\mathrm{tr}\Omega = \frac{a_2}{(x-a)^2} + \frac{a_1}{x-a} + \text{holom} = \lambda + \mu \quad \text{and} \quad \det\Omega = \frac{b_4}{(x-a)^4} + \frac{b_3}{(x-a)^3} + \dots = \lambda\mu.$$

Moreover we have that $(\lambda + \mu)^2 - 4\lambda\mu = (\lambda - \mu)^2$. If we set $R(\Omega) := (\mathrm{tr}\Omega)^2 - 4\det\Omega$, we have that

$$R(\Omega) = \frac{c_4}{(x-a)^4} + \frac{c_3}{(x-a)^3} + \dots = (\lambda - \mu)^2 = \left(\frac{\alpha_2}{(x-a)^2} + \frac{\alpha_1}{x-a} \right)^2 + \dots,$$

and then, since we are interested only in the residue:

$$\alpha_1 = -\frac{c_3}{2\sqrt{c_4}} = \kappa_a^+ - \kappa_a^-.$$

Remark 5. The residual spectral data must satisfy the Fuchs' relation

$$\sum_{a \in |D|} \kappa_a^+ + \kappa_a^- = -\deg E$$

Definition. The residual spectral data of a connection are called *generic* if the condition

$$\sum_{a \in |D|} \kappa_a^{\epsilon_i} \notin \mathbb{Z}$$

holds for all choices of $\epsilon_i \in \{+, -\}$.

We always assume that the residual spectral data are generic. This implies that the connection is irreducible, that is, there does not exist a ∇ -invariant line bundle $L \subseteq E$.

Remark 6. Meromorphic gauge transformations may shift some residual data by an integer. The residual spectral data then satisfy the new Fuchs' relation 5. This implies that the residual spectral data of an isomorphism class of a connection are well defined only up to integers. Since when some residual data are zero some pathological behaviours arise, it also explains why we asked the generic condition to be satisfied.

Proposition 1.4. Any irreducible meromorphic connection (∇, E, D) with $\deg D = 4$ is meromorphic gauge equivalent to a connection (∇', E', D') where $E' \cong \mathcal{O}(-1) \oplus \mathcal{O}$.

Proof. It is a consequence of the Fuchs' relation and the irreducibility of the connection (implied by the generic choice of the residual spectral data) as shown in Proposition 2.7.4 of [15]. An explicit description of such connections is given in Section 4.1 of [18]. \square

2. CONNECTIONS OF PV TYPE

We introduce now the main character of this work: connections of PV type. They are the first example of meromorphic connections with polar divisor of degree four, which present an irregular singularity. They are the first degeneracy of the very famous and studied Painlevé VI type connections, see for instance [15].

Definition. A meromorphic connection (∇, E, D) over \mathbb{P}^1 is of *Painlevé type* if: $\mathrm{rank} E = 2$, and the minimal polar divisor within its meromorphic gauge equivalence class has degree four.

Remark 7. A complete classification of Painlevé type connections can be found in Section 1.4 of [18].

Definition. A Painlevé type connection is of *PV type* if the minimal divisor within its meromorphic gauge equivalence class is equivalent to $[0] + 2[1] + [\infty]$.

Painlevé type connections with fixed residual data are the easiest example of meromorphic connections with a non trivial moduli space (w.r.t. meromorphic gauge equivalence). Indeed, the dimension of the moduli space depends on the degree of the polar divisor and on the rank of the vector bundle. If we consider rank 2 connections, we need at least a polar divisor of degree four to have a moduli space of positive dimension. If we ask the residual spectral data to be fixed (up to integer shifts), the Euler system we presented in the Example 1 is indeed unique up to gauge equivalence (and up to a Moebius transformation that sends the two poles respectively to 0 and ∞). When the minimal degree of the polar divisor is three, we have the so called hypergeometric systems, and also in this case the moduli space (fixed spectral data up to integer shifts) corresponds to a point (see Section 1.3.5 of [15]).

2.1. Riccati Foliation. Any rank 2 meromorphic connection (∇, E, D) over \mathbb{P}^1 induces a singular Riccati foliation on the \mathbb{P}^1 -bundle $\mathbb{P}(E)$.

Remark 8. Given a rank 2 vector bundle E we can define the \mathbb{P}^1 -bundle $\mathbb{P}(E)$. The fibers of $\mathbb{P}(E)$ are just the projectivisation of the fibers of E . The cocycle of E , namely $g_{ij}: E|_{U_i} \rightarrow E|_{U_j}$, descends to the quotient, since the action is linear. Finally, given an element $a \in \mathbb{P}^1$, a point $p = [1 : p] \in F_a = \mathbb{P}(E_a)$ represents the vector $(1, p) \in E_a$.

Since ∇ is a \mathbb{C} -linear morphism, it descends to the projectivisation. Indeed, in any open set U trivialising the connection, we have an expression in coordinates $\nabla = d + \Omega_U$ and let $Y = (y_1, y_2)$ an horizontal section. We know that $\mathbb{P}(E|_U) \cong U \times \mathbb{P}^1$, and let $[1 : y] = [y_1 : y_2]$ be the coordinate on the fibers. Then:

$$d \begin{pmatrix} y_1 \\ y_2 \end{pmatrix} + \begin{pmatrix} \omega_{1,1} & \omega_{1,2} \\ \omega_{2,1} & \omega_{2,2} \end{pmatrix} \begin{pmatrix} y_1 \\ y_2 \end{pmatrix} = 0 \implies dy = d \left(\frac{y_2}{y_1} \right) = \frac{dy_2 \cdot y_1 - dy_1 \cdot y_2}{y_1^2} = \omega_{1,2} y^2 + (\omega_{2,1} - \omega_{1,1} y) y - \omega_{2,1},$$

and the solutions of this Riccati differential equation define a Riccati foliation on $\mathbb{P}(E|_U)$.

As one can expect, the following result holds.

Proposition 2.1. *Holomorphic gauge equivalent connections induce isomorphic Riccati foliation.*

Proof. Section 1.4.3 of [15]. □

A fundamental consequence of this result and Proposition 1.4 is that any meromorphic gauge class of Painlevé V connection can be represented as a Riccati foliation over $\mathbb{F}_1 := \mathbb{P}(\mathcal{O}(-1) \oplus \mathcal{O})$, that is the so called first Hirzebruch surface. We recall that Hirzebruch surfaces \mathbb{F}_k are smooth algebraic ruled surfaces birational to $\mathbb{P}^1 \times \mathbb{P}^1$. Additionally, they can be interpreted as the compactification of the total space of the line bundle $\mathcal{O}(k)$, obtained by adding a so-called "section at infinity". Hirzebruch surfaces have a very rich birational geometry, the interested reader will find more details in [3]. A geometrical property that we will use in the following is that in each Hirzebruch surface \mathbb{F}_k there is a unique curve of self intersection $-k$: it corresponds to the line $\mathbb{P}(\mathcal{O}) \subseteq \mathbb{P}(\mathcal{O} \oplus \mathcal{O}(k))$, which is exactly the "section at infinity" we mentioned before to compactify the total space of $\mathcal{O}(k)$.

For the following, it is necessary to understand how elementary transformations act on the Riccati foliation (see also Section 1.5 of [11]).

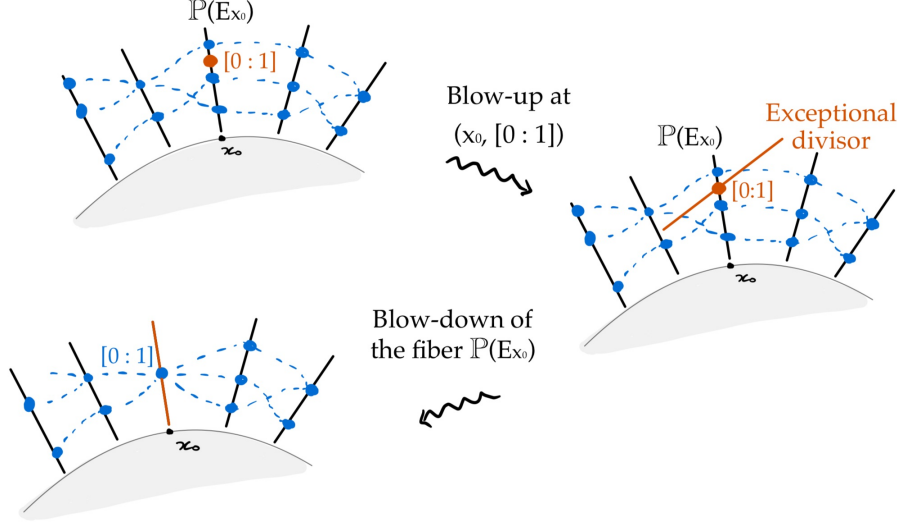
Consider a point $x_0 \in U \subseteq \mathbb{P}^1$ and $\{e_1, e_2\}$ a basis of $E|_U \cong U \times \mathbb{C}$ such that the elementary transformations have the coordinate expression as in the formula 1. If we consider a section $Y = (y_1, y_2)$, then

$$\text{elm}_{x_0}^+(Y) = \begin{pmatrix} x - x_0 & 0 \\ 0 & 1 \end{pmatrix} \begin{pmatrix} y_1 \\ y_2 \end{pmatrix} = \begin{pmatrix} (x - x_0)y_1 \\ y_2 \end{pmatrix}.$$

In the projectivisation, we have hence that

$$\text{elm}_{x_0}^+[y_1 : y_2] = [(x - x_0)y_1 : y_2],$$

and we see that on the fiber above x_0 , any local section is therefore forced to pass through the point $[0 : 1]$. In fact, an elementary transformation is nothing more than a flip.



Let us treat in detail the case of PV type connections. Let $(\nabla, \mathcal{O}(-1) \oplus \mathcal{O}, D)$ be a PV type connection. The same reasoning used in Section 5 of [14] for a Painlevé VI type connection, shows that the Riccati foliation induced on \mathbb{F}_1 has exactly one tangency point with the section at infinity. Let us call q the projection over \mathbb{P}^1 of that point. We can then apply an elementary transformation (flip) based in the tangency point. All the leaves of the Riccati foliation need then to pass through a certain point $(q, [1, p]) \in \mathbb{F}_2$, rising a radial singularity.

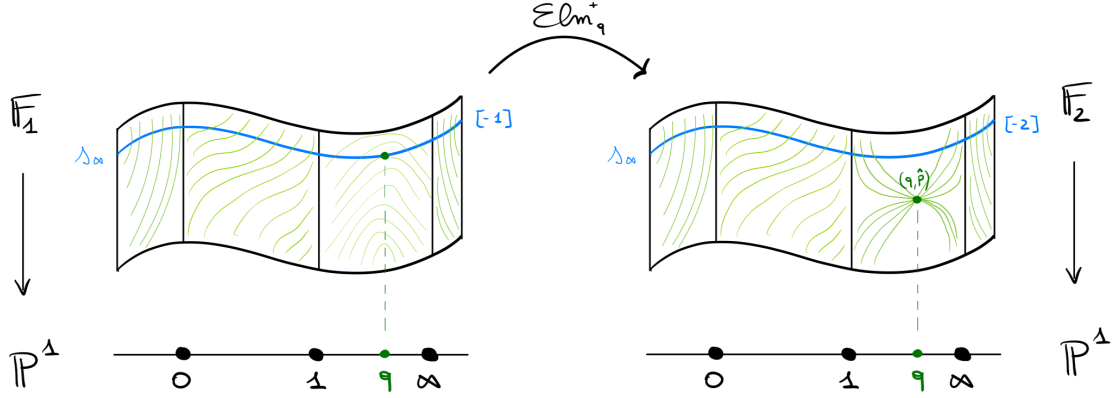


Figure 1

In particular the position of the point $[1 : p]$ in the fiber above q depends on the second order of tangency of the foliation with the infinity section.

2.2. Normal Form. The goal of this section is to use the action of meromorphic gauge transformations to find a suitable representative in each isomorphism class of connections of PV type. This enlightens the link with the Riccati foliation and then becomes the cornerstone of the construction of the moduli space.

In a recent paper, Diarra and Loray [9] proved that we can uniquely choose such a representative

by considering a connection in $E = \mathcal{O} \oplus \mathcal{O}(2) \rightarrow \mathbb{P}^1$ of the following form:

$$\nabla|_0 = d + \Omega_0 =$$

$$d + \begin{pmatrix} 0 & 1 \\ 0 & t \end{pmatrix} \frac{dx}{(x-1)^2} + \begin{pmatrix} 0 & -1 \\ 0 & -\kappa_1 \end{pmatrix} \frac{dx}{x-1} + \begin{pmatrix} 0 & 1 \\ 0 & -\kappa_0 \end{pmatrix} \frac{dx}{x} + \begin{pmatrix} 0 & 0 \\ -\rho^V & 0 \end{pmatrix} x dx + \begin{pmatrix} 0 & 0 \\ \hat{p} & -1 \end{pmatrix} \frac{dx}{x-q} + \begin{pmatrix} 0 & 0 \\ \hat{K} & 0 \end{pmatrix} dx,$$

where

- $\kappa_0, \kappa_1, \kappa_\infty$ are generic residual spectral data, as explained in Section 1.1;
- $\rho^V = \frac{(\kappa_0 + \kappa_1 - 1)^2}{4} - \frac{\kappa_\infty^2}{4}$;
- $\hat{K} = \frac{\hat{p}^2}{q(q-1)^2} + \frac{(\kappa_0(q-1)^2 + (\kappa_1-1)q(q-1) - tq)\hat{p}}{q(q-1)^2} + \rho^V q + \frac{\hat{p}}{q-1}$;
- t, \hat{p} and q are three free parameters uniquely defining the connection.

Remark 9. In the literature, as in [18], the parameter κ_1 can be found under the form as $\theta + 1$. The advantage of using θ is its more direct link to the Painlevé fifth equation.

Remark 10. This normal form can also be obtained from the connection on $\mathcal{O} \oplus \mathcal{O}(-1)$ presented in [18] by changing the variables (x, y, z) into $(x, q, -\frac{\hat{p}}{q(q-1)^2})$ and by applying the elementary transformation

$$\begin{pmatrix} 1 & 0 \\ 0 & \frac{-1}{x(x-1)^2} \end{pmatrix},$$

landing on $\mathcal{O} \oplus \mathcal{O}(2)$.

An apparent singularity in $x = q$ arises, corresponding indeed to the radial singularity of the Riccati foliation in \mathbb{F}_2 shown in Figure 1.

Definition. A singularity for a meromorphic connection is said *apparent* if it can be removed via a (meromorphic) gauge transformation.

Remark 11. Apparent singularities have nilpotent or diagonalizable residual matrix with integer eigenvalues and trivial monodromy.

We have now more material for “decorating” a little bit more the picture of the Riccati foliation. Let us consider for instance the residual matrix of the logarithmic pole 0. Its diagonal form is

$$\begin{pmatrix} 0 & 1 \\ 0 & -\kappa_0 \end{pmatrix} = \begin{pmatrix} 1 & -\frac{1}{\kappa_0} \\ 0 & 1 \end{pmatrix} \begin{pmatrix} 0 & 0 \\ 0 & -\kappa_0 \end{pmatrix} \begin{pmatrix} 1 & \frac{1}{\kappa_0} \\ 0 & 1 \end{pmatrix},$$

pointing out the two eigenvalues 0 and $-\kappa_0$, with the respective eigenvectors. We have then two special directions in the fiber over 0, represented by two points in \mathbb{F}_2 , respectively $(0, [1 : 0])$ and $(0, [1 : -\kappa_0])$, in red in the figure below. Notice that the same reasoning (with much more involved computations) can be applied for the other logarithmic pole at ∞ . From now on we identify the point $[1 : a] \in \mathbb{P}^1$ in the fibers of \mathbb{F}_2 with the element $a \in \mathbb{P}^1$. In the following of this section, the local coordinate on the fibers of $U \subseteq \mathbb{F}_2$ are called $y = [1 : y]$.

Remark 12. There is a geometrical interpretation of these points, making the link with the Riccati foliation more explicit. Indeed, considering the Riccati differential equation in a small neighbourhood near 0 yields

$$dy = -\frac{1}{x}y^2 + \frac{\kappa_0}{x}y \quad \text{and for } x = 0, \quad 0 = -y^2 + \kappa_0 y,$$

whose solutions are precisely 0 and $-\kappa_0$. These correspond to the first term of the Taylor expansion at $x = 0$ of the invariant curve of the foliation.

For the double pole, the residual matrix alone is not sufficient: one has to consider the order two matrix as well. It becomes crucial to better understand the fiber above $x = 1$. The Riccati differential equation is in this case

$$dy = \frac{x-2}{(x-1)^2} y^2 + \frac{-\kappa_1(x-1)+t}{(x-1)^2} y \quad \text{and for } x=1, \quad 0 = (x-2)y^2 + (-\kappa_1 x + t + \kappa_1)y$$

giving as solutions $y = 0$ and $y = -\frac{-\kappa_1 x + t + \kappa_1}{x-2}$. Their Taylor expansion of order 2 in $x = 1$ are 0 and

$$t + (-\kappa_1 + t)(x-1) + O((x-1)^2).$$

The special red points in the fiber over $x = 1$ are then $(1, 0)$ and $(1, t) \in \mathbb{F}_2$ (corresponding indeed to the eigenvectors of the residual matrix at $x = 1$), and to get to the other terms of the Taylor expansion we have to blow up both those points getting to the following picture (in which we omitted the Riccati foliation) that perfectly represents the Okamoto divisor relative to the PV type connections, that is composed by the section at infinity, the singular fibers, and the exceptional divisors $E_{1,0}^\pm$, as shown in the picture below.

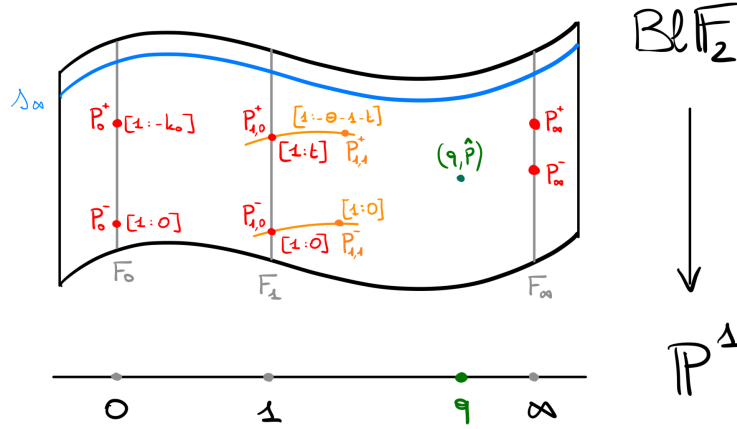


Figure 2

Remark 13. We refer to the Okamoto divisor as defined in [20]. We denote by F_a the fiber above $x = a$ and with $E_{1,0}^\pm$ the two exceptional divisors respectively arising from the blowing up of $(1, 0)$ and $(1, t) \in \mathbb{F}_2$, then the Okamoto divisor is

$$Ok^V := [s_\infty] + [F_0] + [F_1] + [F_\infty] + [E_{1,0}^+] + [E_{1,0}^-].$$

This is not precise. Indeed, in [20], each irreducible components of the Okamoto divisor has self intersection -2. This can be achieved if we blow-up the six points P_0^\pm , $P_{1,1}^\pm$ and P_∞^\pm . The natural ambient space of the Okamoto divisor is then more likely the one appearing in Figure 3.

We finally remark that also the point (q, \hat{p}) has, as all the other special red points, the interpretation as a point $q \in \mathbb{P}^1$ and an eigenvector $(1, \hat{p})$ of the residual matrix at $x = q$. In particular we stress that for each PV type connection we have a picture as the one above depending on the values of t, q and \hat{p} .

2.3. Confluence of Singularities. Let us conclude the present section with a preliminary study about confluence of singularities, that we will use for building the compactification of the moduli space of PV type connections. We wonder what happens when the apparent singularity q converges into a pole. In other words: we wonder under which conditions, for $a = 0, 1, \infty$, the

$\lim_{q \rightarrow a} \Omega_0$ does exist and returns a well defined connection matrix.

From the expression of the normal form, we see that for the coefficient

$$\hat{K} := \frac{\hat{p}^2}{q(q-1)^2} + \frac{(\kappa_0(q-1)^2 + (\kappa_1-1)q(q-1) - tq)\hat{p}}{q(q-1)^2} + \rho^V q + \frac{\hat{p}}{q-1},$$

the $\lim_{q \rightarrow a} \hat{K}$ is not well defined for any value of $a = 0, 1, \infty$.

Theorem 2.2. *Given a PV type connection in normal form, the confluence of the apparent singularity into a pole $x = a$ produces a new well defined connection if, and only if, the point $(q, \hat{p}) \in \mathbb{F}_2$ follows the trajectory of the invariant curve at $x = a$ of the induced Riccati foliation up to the order r of its Taylor expansion, where $r + 1$ is the order of the pole $x = a$. Moreover, the connection depends on the coefficient $r + 1$ of the Taylor expansion of the trajectory.*

Proof. We should explicitly compute $\lim_{q \rightarrow a} \Omega_0$, and we already noticed that this limit is not defined only for the coefficient \hat{K} .

Let us firstly study the case for $a = 0$, that, we recall, is a logarithmic singularity. In Section 2.2 we proved that the Taylor expansion up to the order 0 of the invariant curves of the Riccati foliation at $x = 0$ are

$$\hat{p} = 0 \quad \text{and} \quad \hat{p} = -\kappa_0.$$

We recall that, since $x = 0$ is a logarithmic pole, the Taylor expansion of order 0 should suffice.

We can hence make a substitution into \hat{K} by replacing \hat{p} with $\alpha q + \beta$. Our goal is then to show that the limit $q \rightarrow 0$ is well defined if, and only if, $\beta = 0, -\kappa_0$. It then holds that

$$\text{Res}_{q=0} \hat{K} = \beta(\beta + \kappa_0)$$

that is indeed zero if, and only if, $\beta = 0, -\kappa_0$, as desired. Moreover a straightforward computation shows that the resulting connection depends on α .

The computations for $a = \infty$ (that is the other logarithmic pole) are the same.

For the pole of order two the procedure is similar, but we have to take in account two terms of the Taylor expansion of the invariant curve:

$$\hat{p} = 0 \quad \text{and} \quad \hat{p} = (-\kappa_1 + t)(q - 1) + t$$

We can hence make a substitution into \hat{K} by replacing \hat{p} with $\alpha(q-1)^2 + \beta(q-1) + \gamma$ and as before show that the limit $q \rightarrow 1$ is well defined if, and only if, $(\beta, \gamma) = (0, 0), (-\kappa_1 + t, t)$. It then holds that

$$\text{Res}_{q=1} \hat{K} = -\gamma^2 + (2\beta + \kappa_1)\gamma - \beta t \quad \text{and} \quad \text{Res}_{q=1} (q-1)\hat{K} = \gamma(\gamma - t).$$

Moreover a straightforward computation shows that the resulting connection depends on α , concluding the proof. \square

We are now ready to state the following result, which will be useful in Section 4.5 to understand the whole 3-dimensional moduli space and its compactification.

Corollary 2.3. *The moduli space of PV type connection for a fixed value of $t \in \mathbb{C} \setminus \{0\}$ (called the Okamoto moduli space) is given by the complement of the Okamoto divisor inside $\text{Bl}\mathbb{F}_2$, that is the blow-up of \mathbb{F}_2 in the eight points P_i^\pm and $P_{1,j}^\pm$ of Figure 2.*

Sketch of proof. The normal form tells us that for $q \neq 0, 1, \infty$ and $\hat{p} \neq \infty$, the point (q, \hat{p}) uniquely define a PV type connection. The last part of Theorem 2.2 shows that for $q = 0, 1, \infty$, there exist PV type connections lying exactly on those exceptional divisors, in green in the following picture. For a complete proof in the Painlevé VI type case see Theorem 2.7.6 of [15]. \square

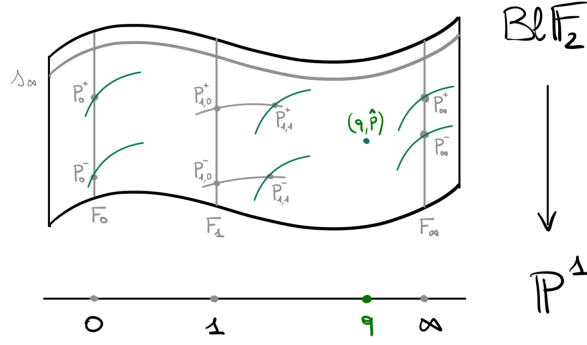


Figure 3

3. MODULI SPACE OF CONNECTIONS OF PV TYPE

The goal of this section is to study $\mathcal{C}on_{\Theta}^V$: the moduli space of connections of PV type with fixed residual spectral data Θ up to gauge equivalence. As mentioned in Section 2, in a recent paper, Diarra and Loray [9] proved that we can uniquely choose a representative by considering a connection in normal form on the vector bundle $E = \mathcal{O} \oplus \mathcal{O}(2) \rightarrow \mathbb{P}^1$.

The following three free parameters appear:

- $q \in \mathbb{P}^1 \setminus \{0, 1, \infty\}$ is an apparent singularity that arises during the normalization process;
- $\begin{pmatrix} 1 \\ \hat{p} \end{pmatrix}$ is the eigenvector relative to the non zero eigenvalue of the matrix coefficient of $\frac{dx}{(x-q)}$;
- $t \in \mathbb{C} \setminus \{0\}$ is the non zero eigenvalue of the matrix coefficient of $\frac{dx}{(x-1)^2}$.

Therefore, t, q, \hat{p} are the good candidates for being the coordinates in a dense open set of the moduli space of connections of PV type. We can not hope that they parametrise the entire moduli space, since we have seen in the previous section that inside $\mathcal{C}on_{\Theta}^V$ we should allow connections with q equal to 0, 1 or ∞ . In other words, we can see $\mathcal{C}on_{\Theta}^V$ as a family of Okamoto moduli spaces as presented in Corollary 2.3 indexed by $t \in \mathbb{C} \setminus \{0\}$. The goal is to understand what happens for $t = 0, \infty$.

We already explored the geometric interpretation and the role of q and \hat{p} in Section 2.3. The geometric interpretation of the eigenvalue t seems more mysterious, and it can be understood by studying how it behaves under the action of a change of coordinates in the base \mathbb{P}^1 .

Lemma 3.1. *Let $f \in \text{Aut}(\mathbb{P}^1)$ be a Moebius transformation and (∇, E, D) a connection of PV type in normal form. Then $f^*\nabla$ is holomorphically gauge equivalent to (∇, E, D) , with the same residual spectral data and the eigenvalue t is modified by $t \mapsto Df(1) \cdot t$.*

Proof. Let us apply the variable change $X = f(x)$ and denote by $a = f(1)$. A straightforward calculation shows that, for $i \in \{0, \infty, q\}$:

$$\text{Res}_{X=f(i)}(f^*\Omega) = \text{Res}_{x=i}(\Omega) \quad \text{and} \quad \text{Res}_{X=a}((X-a) \cdot f^*\Omega) = Df(1) \cdot \begin{pmatrix} 0 & 1 \\ 0 & t \end{pmatrix},$$

and we are done. \square

In particular we deduce that t transforms like a vector tangent to $1 \in \mathbb{P}^1$, that is $t \in T_1\mathbb{P}^1 \setminus \{0\}$. To summarise: we consider the rank 2 vector bundle $E = \mathcal{O} \oplus \mathcal{O}(2) \rightarrow \mathbb{P}^1$ with a PV type connection in normal form.

- $q \in \mathbb{P}^1$, the base of the vector bundle,
- $\hat{p} \in F_1 = \mathbb{P}(E_1)$, the projectivisation of the fiber above 1,

- $t \in T_1\mathbb{P}^1$, the tangent space to \mathbb{P}^1 in 1.

In conclusion, we see t, q as elements of the quasi projective variety

$$\mathcal{M} := \left\{ q \in \mathbb{P}^1 \setminus \{0, 1, \infty\}; t \in T_1\mathbb{P}^1 \setminus \{0\} \right\} \cong \mathbb{P}^1 \times \mathbb{P}^1 \setminus (Q^0 \cup Q^1 \cup Q^\infty \cup A_0 \cup A_\infty),$$

where $Q^i := \{q = i\}$ and $A_j = \{t = j\}$, as shown in the picture below.

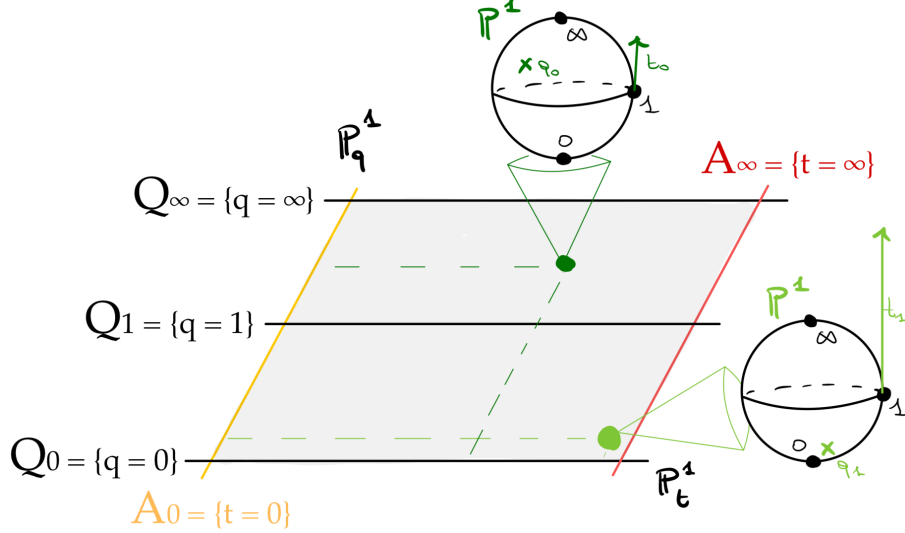


Figure 4

3.1. Irregular Curves. The space \mathcal{M} can be seen as a natural generalisation of the moduli space $\mathcal{M}_{0,5}$ of configurations of five points in \mathbb{P}^1 . In our context, instead of the fifth point, we have a tangent vector. This lead us to give the following definition, that has been introduced in [8] and [5].

Definition. An irregular curve (C, D) is the datum of a complex curve C , an effective divisor $D = \sum a_i [p_i] \in \text{Div}(C)$ and a collection of jets $j^{a_i-1} p_i$.

Remark 14. The quasi projective variety \mathcal{M} is the moduli space of irregular curves $(\mathbb{P}^1, [a] + 2[b] + [c] + [d])$, for distinct a, b, c, d .

In particular we have the following jets: $j^0(a) = a$, $j^1(b) = (b, t)$, $j^0(c) = c$ and $j^0(d) = d$.

Remark 15. An automorphisms $\varphi \in \text{Aut}(\mathbb{P}^1)$ acts on (\mathbb{P}^1, D) as $(\varphi(\mathbb{P}^1), \varphi^* D)$. We recall that, for a point $p \in \mathbb{P}^1$, it holds that $\varphi(j^k(p)) = \varphi((p, p^{(1)}, \dots, p^{(k)})) = (\varphi(p), D\varphi(p)(p^{(1)}), \dots, D^k \varphi(p)(p^{(k)}))$.

The giving of a gauge equivalence class of connections of type PV is the same as giving an rational irregular curve in \mathcal{M} and an additional parameter $\hat{p} \in \mathbb{C}$:

$$[\nabla] \iff (\mathbb{P}^1, [0] + 2[1] + [\infty] + [q]) \text{ and } \hat{p} \in \mathbb{C}.$$

We can then prove the following.

Proposition 3.2. The moduli space of connection of PV type $\mathcal{C}on_{\Theta}^V$ contains as a dense open set the trivial line bundle $\mathcal{M} \times \mathbb{C}$, where \mathcal{M} is the moduli space of configuration of four points and a tangent vector on \mathbb{P}^1 .

Proof. The normal form appearing in [9] shows that $\mathcal{C}on_{\Theta}^V \supseteq \mathcal{M} \times \mathbb{C}$. Moreover, what is missing are such connections in which $q = 0, 1, \infty$. Finally, thanks to Lemma 3.1, we can give \mathcal{M} the interpretation as the moduli space of configuration of four points and a tangent vector on \mathbb{P}^1 , concluding the proof. \square

4. COMPACTIFIED MODULI SPACE OF CONNECTIONS OF PV TYPE

The goal of this section is to build a compactification for $\mathcal{C}on_{\Theta}^V$, and understand its birational geometry. We proceed by the following steps:

- In the following two sections we use a similar approach as in the Deligne-Mumford article to compactify \mathcal{M} by understanding which stable nodal curves appear in the boundary components Q^i and A_j .
- In the third section we describe the connections that lie in the boundary components. That will be crucial to establish a suitable set of coordinates in $\overline{\mathcal{C}on}_{\Theta}^V$.
- In the fourth section we understand how the trivial bundle $\mathcal{M} \times \mathbb{C}$ extends over the compactified basis $\overline{\mathcal{M}}$.
- Finally, we compactify the fibers of this new vector bundle obtaining the desired space $\overline{\mathcal{C}on}_{\Theta}^V$, and we study its birational geometry.

4.1. Deligne-Mumford Compactification of \mathcal{M} . To build the compactification $\overline{\mathcal{M}}$, we take inspiration by the compactification that Deligne and Mumford [7] described for $\mathcal{M}_{0,5}$, the moduli space of configurations of five points in \mathbb{P}^1 .

Their main idea is to establish an isomorphism between $\mathcal{M}_{0,5}$ and the moduli space of smooth marked conics in \mathbb{P}^2 passing through four given points in general position (with the marking that is outside the four given points). This isomorphism associates to any such marked conic an element in $\mathcal{M}_{0,5}$, that is indeed a \mathbb{P}^1 with five punctures. The advantage of this isomorphism is that a compactification of the moduli space of smooth marked conics is much easier to get, and it is then straightforward to deduce the desired compactification $\overline{\mathcal{M}}_{0,5}$.

Remark 16. We can see \mathbb{P}^1 with five punctures as an rational irregular curve $(\mathbb{P}^1, [a] + [b] + [c] + [d] + [e])$. Note that the divisor has degree five.

We adapt the reasoning of Deligne and Mumford for \mathcal{M} , that is the moduli space of rational irregular curves of the form $(\mathbb{P}^1, [0] + 2[1] + [\infty] + [q])$ up to Moebius transformations.

We then consider on the other side smooth marked conics in \mathbb{P}^2 passing through 3 given points $A, B, C \in \mathbb{P}^2$ in general position, with a prescribed tangent vector $l \in T_A \mathbb{P}^2 \setminus \{0\}$. Since we want all these data to be "in general position", we ask the tangent direction l not to point to B or C . Up to automorphisms of \mathbb{P}^2 we can suppose these data to be

$$A = [1 : 0 : 0], \quad B = [0 : 1 : 0], \quad C = [0 : 0 : 1], \quad l = \overrightarrow{AD} \text{ for } D = [1 : 1 : 1].$$

From now on, we denote by $\mathfrak{C} := \mathbb{P}^2 \setminus (\overline{AB} \cup \overline{AC} \cup \overline{BC} \cup \overline{AD})$, where \overline{AB} is the unique line in \mathbb{P}^2 passing through A and B .

Lemma 4.1. *The quasi projective variety \mathfrak{C} is the moduli space of smooth marked conics passing through three fixed point $A, B, C \in \mathbb{P}^2$ in general position, with prescribed tangent direction $l \in T_A \mathbb{P}^2$ not pointing B or C .*

Proof. It is well known that the moduli space of conics in \mathbb{P}^2 is isomorphic to \mathbb{P}^5 by taking the projectivisation of the space \mathbb{C}^6 of the coefficients of the equation. In particular a conic has five degrees of freedom. Imposing then the four conditions requested, the passage through an additional point $P \notin \{A, B, C\}$ uniquely determines a conic. Moreover, the conic is smooth if, and only if, P is chosen in \mathfrak{C} . Finally, let P and P' be two different points defining the same conic C , then the marked conics $(C; A, B, C, P, l)$ and $(C; A, B, C, P', l)$ are not isomorphic since $\dim \text{Aut}(\mathbb{P}^2) = 8$ and hence the only automorphism of \mathbb{P}^2 fixing pointwise $\{A, B, C, l\}$ is the identity. \square

In the picture below, on the left, we show a conic C represented by a point $P \in \mathfrak{C}$, while, on the right, it is shown that picking a P inside one of the forbidden lines gives rise to a singular conic, represented in yellow and blue.

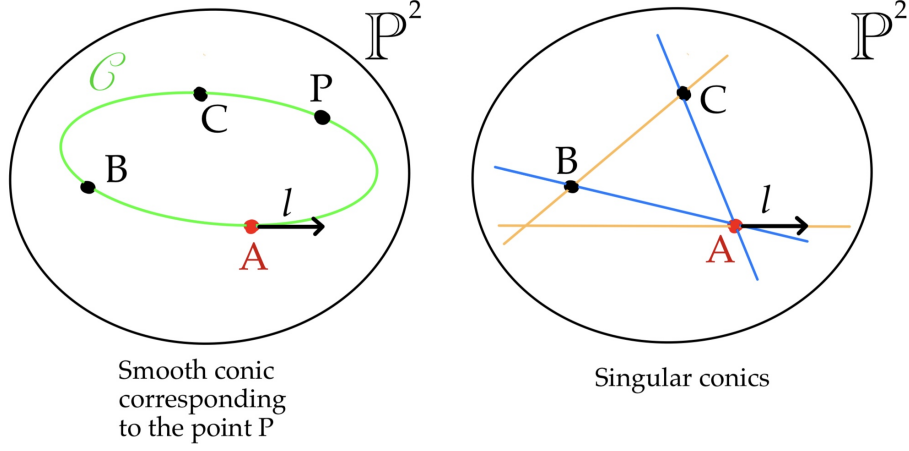


Figure 5

Now, let us construct the explicit isomorphism $\mathcal{M} \cong \mathfrak{C}$. Once we have it, we can build the compactification $\overline{\mathfrak{C}}$ and deduce $\overline{\mathcal{M}}$. We recall that a point $(t, q) \in \mathcal{M}$ represents a class of rational irregular curves, that we would like to identify with a conic in \mathfrak{C} . To do so, we have to find a suitable way to associate with each conic $C \in \mathfrak{C}$ the parameters (t, q) .

Let us call $[X_0 : X_1 : X_2]$ the coordinates on \mathbb{P}^2 . The conics in \mathfrak{C} are the vanishing loci of the polynomials $X_1X_2 + a(X_0X_1 - X_0X_2) = 0$ for $a \in \mathbb{C}$. We want to consider these curves with the parametrisation $\mathbb{P}^1 \rightarrow \mathbb{P}^2$ that identifies $0, 1, \infty \in \mathbb{P}^1$ with respectively $B, A, C \in \mathbb{P}^2$.

$$\begin{array}{ccc} \mathbb{P}^1 & \dashrightarrow & \mathbb{P}^2 \\ [s_0 : s_1] & \mapsto & [s_0s_1 : as_1(s_0 - s_1) : as_0(s_0 - s_1)] \end{array}$$

We already noticed that any choice of a point $P \in \mathfrak{C}$ uniquely define a such conic. Indeed, if we impose the passage for the point $P = [X_0^0 : X_1^0 : X_2^0]$, we get

$$a = \frac{X_2^0 X_1^0}{X_2^0 X_0^0 - X_1^0 X_0^0}.$$

In fact, the point P plays the role of q in the rational irregular curve.

Since $\mathfrak{C} \cap \{X_0 \neq 0\} = \mathfrak{C}$, we can work in the affine charts $V_1 := \{s_1 \neq 0\} \subseteq \mathbb{P}^1$ and $U_0 := \{X_0 \neq 0\}$, with coordinates $x_i = X_i/X_0$. The parametrisation becomes

$$\gamma : \begin{array}{ccc} V_1 & \rightarrow & U_0 \\ \frac{s_0}{s_1} = s & \mapsto & \left(\frac{a(s-1)}{s}, a(s-1) \right) \end{array}$$

The preimage of P is then

$$q = \gamma^{-1}(P) = \frac{x_2^0}{x_1^0}.$$

The role of t is, of course, played by the tangent vector of the conics in A . We already know that it has the same direction as \overline{AD} . A computation shows that

$$\gamma'(1) = (a, a) \quad \text{and then} \quad t = \frac{1}{a} = \frac{x_2^0 - x_1^0}{x_2^0 x_1^0}$$

In order to distinguish conics that pass through A, B and L by the slope of incidence, let us blow up these three points, denoting respectively by E_B , E_C and E_L the corresponding exceptional divisors. In the following picture we denote into brackets the self-intersection number of any shown curve.

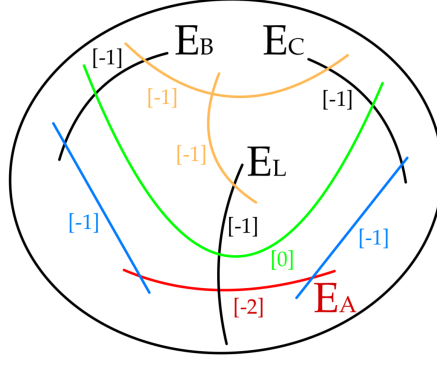


Figure 6

Lemma 4.3. *Let us denote by X this blow-up of \mathbb{P}^2 and by P_1, P_2 the intersection points between E_A and the blue lines. There is a bijection between $(X \setminus E_A) \cup \{P_1, P_2\}$ and the set of marked conics in \mathbb{P}^2 passing through A, B, C and with prescribed tangent l , with the exception that P_1 and P_2 defines the same marked conic. In particular $\bar{\mathcal{C}}$ is isomorphic to the (singular) space obtained by the contraction of the (-2) -curve E_A inside X .*

Proof. The first part follows by construction, recalling that the exceptional divisor E_A represents the incidence slopes into A , but we are looking for conics incident in A with the prescribed slope l . Finally points P_1 and P_2 induce the same marked conics, since we can exchange the two branches via an automorphism. As a consequence, we can contract E_A to P_1 giving the thesis. \square

We postpone to the next section the study of the stable nodal curve corresponding to points lying in the boundary components of $\bar{\mathcal{C}}$.

We are now ready to build the compactification $\bar{\mathcal{M}}$.

Lemma 4.4. *The blow-up of $\mathbb{P}^1 \times \mathbb{P}^1$ at the points $(0, 1), (\infty, 0)$ and (∞, ∞) give rise to a smooth variety $\widetilde{\mathcal{M}}$ that is isomorphic to the variety X appearing in Lemma 4.3. Moreover, the isomorphism φ of Lemma 4.2 lifts to an isomorphism $\widetilde{\varphi}: \widetilde{X} \rightarrow \widetilde{\mathcal{M}}$.*

Proof. The following picture shows the intersection numbers of the curves arising in $\widetilde{\mathcal{M}}$.

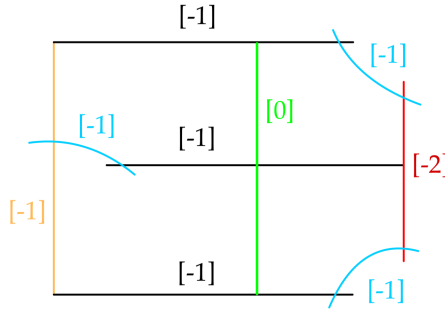


Figure 7

Both $\widetilde{\mathcal{M}}$ and X are then isomorphic to a weak Del Pezzo surface of degree 5 and since they have the same number of (-1) and (-2) -curves, they are then isomorphic, since the moduli space of such weak Del Pezzo surfaces is just a point as shown in [10].

We have now to show that φ lifts to an isomorphism between X and $\widetilde{\mathcal{M}}$ as shown in Figures 6 and 7. We already noticed in Lemma 4.2 that $\varphi(\overline{BC}) = A_0$. Let us call E_A, E_B and E_C the exceptional

divisors of the points A, B and C . It holds that

$$\begin{aligned}\varphi(E_A) &= \lim_{X_1 \rightarrow 0} \varphi([1 : X_1 : \alpha X_1]) = \lim_{X_1 \rightarrow 0} ([\alpha X_1 - X_1 : \alpha X_1^2], [\alpha X_1 : X_1]) = \\ &= \lim_{X_1 \rightarrow 0} ([\alpha - 1 : \alpha X_1], [\alpha : 1]) = ([1 : 0], [\alpha : 1]) = A_\infty.\end{aligned}$$

With a similar computation we get that $\varphi(E_B) = Q^0$ and $\varphi(E_C) = Q^\infty$.

In Lemma 4.2, we have also shown that $\varphi(\overline{AB}) = (\infty, 0)$, $\varphi(\overline{AC}) = (\infty, \infty)$ and $\varphi(\overline{AD}) = (0, 1)$. We now blow up these points in $\mathbb{P}^1 \times \mathbb{P}^1$ and we show that the image of the lines in \mathbb{P}^2 fit perfectly the exceptional divisors. We have that

$$\text{Bl}_{(\infty, \infty)}(\mathbb{P}^1 \times \mathbb{P}^1) = \{([t_1 : t_2], [q_1 : q_2], [R_1 : R_2]) \in (\mathbb{P}^1)^3 \mid t_2 R_1 = q_2 R_2\}.$$

Therefore $\varphi(\overline{AC}) = \varphi([1 : 0 : R]) = ([1 : 0], [1 : 0], [R : 1]) = B_\infty^\infty$. And the same holds for the two other points. This conclude the proof. \square

This implies the following result.

Theorem 4.5. *The compactification of the moduli space of stable nodal curves $\overline{\mathcal{M}}$ is given by the contraction of the (-2) -curve A_∞ inside $\widetilde{\mathcal{M}}$.*

Proof. The strategy is to use the following diagram. We proved in Lemma 4.2 that $\mathcal{M} \cong \mathfrak{C}$. Then we deduced in Lemma 4.3 the compactification $\overline{\mathfrak{C}}$. Following the same path for \mathcal{M} , we get to the variety $\widetilde{\mathcal{M}}$ that we showed being isomorphic to X in Lemma 4.4, identifying A_∞ with E_A , that is the curve we contracted in X to get to $\overline{\mathfrak{C}}$. \square

We point out the analogy of the curves in $\widetilde{\mathcal{M}}$ and X . In order to make the comparison clear, let us give a name to some of the curves in $\widetilde{\mathcal{M}}$ that are needed later on in this article.

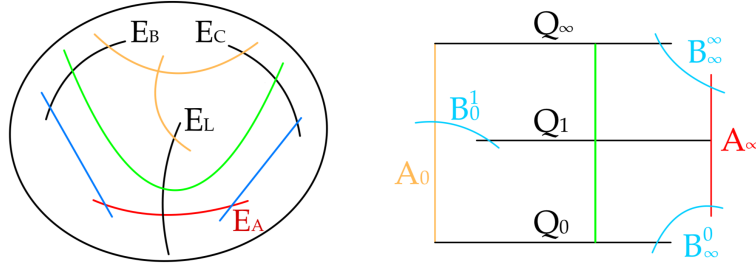


Figure 8

$$\begin{array}{llll} E_B & \rightsquigarrow & Q^\infty & \{ \text{Blue singular conic} \} \rightsquigarrow B_\infty^0 \cup B_\infty^\infty \\ E_L & \rightsquigarrow & Q^1 & \text{and } E_A \rightsquigarrow A_\infty \\ E_C & \rightsquigarrow & Q^0 & \{ \text{Yellow singular conic} \} \rightsquigarrow A_0 \cup B_0^1 \end{array}$$

Where

- $Q^i = \{q = i\}$ for $i = 0, 1, \infty$,
- $A_j = \{t = j\}$ for $j = 0, \infty$ and
- B_j^i are the exceptional divisors.

We end this section with the following result that describes the singularities arising in $\overline{\mathcal{M}}$.

Proposition 4.6. *The space $\overline{\mathcal{M}}$ presents strictly canonical singularities.*

Proof. First of all we recall that $\overline{\mathcal{M}}$ is given by the contraction of the (-2) -curve A_∞ of $\widetilde{\mathcal{M}}$.

If we set (t, q) the local coordinates of $\widetilde{\mathcal{M}}$ centred at $A_0 \cap Q^0$, the volume form $\frac{dt}{t^2} \wedge \frac{dq}{q^2}$ gives the canonical divisor

$$K_{\widetilde{\mathcal{M}}} \equiv -2(Q^0 + A_0) - B_0^1 - B_\infty^0 + B_\infty^\infty.$$

In particular it holds that

$$(K_{\widehat{\mathcal{M}}} \cdot A_\infty) = 0,$$

and the singularity arising in $\widehat{\mathcal{M}}$ is hence canonical. (Maybe a Du Val singularity ?) To show that are strictly canonical, we can compute the discrepancy: let $\pi: \widehat{\mathcal{M}} \rightarrow \overline{\mathcal{M}}$ the contraction. Then

$$K_{\widehat{\mathcal{M}}} \equiv \pi^* K_{\overline{\mathcal{M}}} + \alpha A_\infty,$$

and computing the intersection product with A_∞ we get that

$$0 = (K_{\widehat{\mathcal{M}}} \cdot A_\infty) = (\pi^* K_{\overline{\mathcal{M}}} \cdot A_\infty) - 2\alpha,$$

and $(\pi^* K_{\overline{\mathcal{M}}} \cdot A_\infty) = 0$ since A_∞ has been contracted to a point. This implies that $\alpha = 0$, as desired. \square

4.2. Irregular Stable Nodal Curves. In this section we extend the universal curve we studied in Figure 4 for \mathcal{M} to the boundary components of $\overline{\mathcal{M}}$. In order to do so we have to introduce the notion of stable nodal curves that appear in the Deligne and Mumford compactification for the moduli space $\mathcal{M}_{g,n}$. This study will be relevant to understand how the connections on the boundary components of $\overline{\text{Con}}_{\mathcal{Q}}^V$ are made, since they are connections over stable nodal curves, as we will see in the next section.

Definition. A complex curve X is called a *nodal curve* if it has only nodes as singularities.

Definition. A nodal curve X , with markings $M = \{p_1, \dots, p_n\} \subseteq X \setminus \text{Sing}(X)$, is *stable* if $\text{Aut}(X; M)$ is finite, where we ask each element of $\text{Aut}(X; M)$ to fix M pointwise.

Fact. Let X be a nodal curve with one node and let X_1, X_2 be the two irreducible components. Then $\text{Aut}(X) \hookrightarrow \text{Aut}(X_1) \times \text{Aut}(X_2)$, given by those (φ_1, φ_2) automorphisms fixing the node. Notice that the action $\text{Aut}(X) \curvearrowright X$ decomposes into the two separated actions $\text{Aut}(X_1) \curvearrowright X_1$ and $\text{Aut}(X_2) \curvearrowright X_2$.

Definition. An *irregular stable nodal curve* is a pair (C, D) , where C is a nodal curve with smooth components C_1, \dots, C_n , and D is a collection of divisors D_1, \dots, D_n such that, for each $i = 1, \dots, n$, the pair (C_i, D_i) is a stable nodal curve.

We recall that, as shown in Figure 8, the boundary components of $\overline{\mathcal{M}}$ have an interpretation as confluence of points. For example Q^0 is the boundary components that allows curves in which q has converged into 0. Anyway, we do not want the curves upon Q^0 just being a \mathbb{P}^1 with four markings instead of five: we want to keep the information of the confluence. We recall moreover that we are considering $\overline{\mathcal{M}}$ as a moduli space of punctured curves up to Moebius transformations. This helps us since confluences are not invariant under the action of $\text{Aut}(\mathbb{P}^1)$.

Example 4. Let us consider a Moebius transformation f that sends q to ∞ , and that fixes 0 and t . We remark that such transformation does exist since $\text{Aut}(\mathbb{P}^1)$ is 3-transitive. If we consider now $f(\mathbb{P}^1)$, some of our markings moved, but we are still considering an equivalent punctured \mathbb{P}^1 . We should compare the confluence $q \rightarrow 0$ in both cases. In the original \mathbb{P}^1 the point q is just collapsing into 0, but in $f(\mathbb{P}^1)$ the points $f(1)$ and $f(\infty)$ will collapse together into 1. Roughly speaking, the confluence $q \rightarrow 0$ is Moebius equivalent to the confluence $1 \rightarrow \infty$, and we want to keep trace of both configurations, as happens for the stable nodal curves.

In those kind of curves we will always have two irreducible components that will encode the two different behaviours of a confluence, as we will see just below.

For a precise and formal description of stable nodal curves, the interested reader can for instance look at [7] or [1].

Remark 17. We have to take into account that the curves we want to study are quite different from the ones of Deligne and Mumford: instead to have just points as markings, we have also a tangent datum, t , as shown in the picture 4.

A more algebraic setting in which we can study our problem is the following: since t is an element of $T_1\mathbb{P}^1 \cong \mathbb{C}$, we can consider our space as $Bl_1(\mathbb{P}^1)$, with markings $\{0, 1, \infty, q\} \subseteq \mathbb{P}^1$ and $t \in E \setminus \{0, \infty\}$, where E is the exceptional divisor. Any automorphism $f \in \text{Aut}(\mathbb{P}^1)$ acts in the following way on $Bl_1(\mathbb{P}^1)$: as f outside the exceptional divisor, and as the multiplication by $Df(1) \in \mathbb{C}^*$ on the exceptional divisor.

Curves upon A_0 . The boundary A_0 represents those curves with $t = 0$, but it turns out that setting $t = 0$ is not the only possible representation. We recall indeed that we are considering curves up to isomorphism and, in particular, we can apply a Moebius transformation f_{A_0} that fixes 1 and such that $Df_{A_0}(1) \cdot t = 1$. We can then study the limit for $t \rightarrow 0$ and look at what the resulting curve looks like. One such Moebius transformation is

$$f_{A_0}(x) = \frac{(x+1)t}{(t-2)x+t+2}.$$

It holds that

$$\lim_{t \rightarrow 0} f_{A_0}(0) = \lim_{t \rightarrow 0} f_{A_0}(q) = \lim_{t \rightarrow 0} f_{A_0}(\infty) = 0.$$

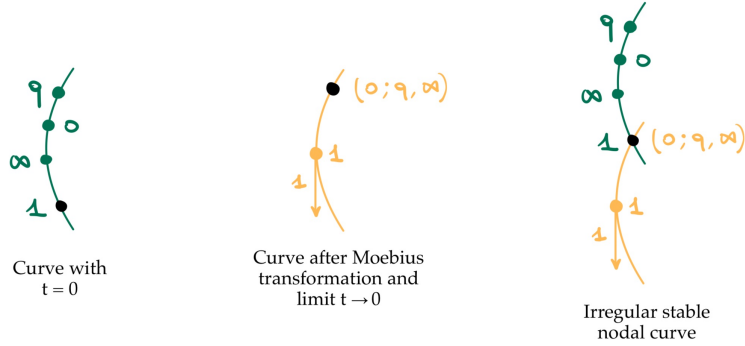


Figure 9

Curves upon Q^0 . The boundary Q^0 represents those curves with $q = 0$. We can apply a Moebius transformation that fixes 0 and sends $q \rightarrow \infty$. We can then study the limit for $q \rightarrow 0$ and look at what the resulting curve looks like. One such Moebius transformation is

$$f_{Q^0}(x) = \frac{x}{x-q}.$$

By a straightforward computation it holds that

$$\lim_{q \rightarrow 0} f_{Q^0}(1) = \lim_{q \rightarrow 0} f_{Q^0}(\infty) = 1, \quad \text{and} \quad \lim_{q \rightarrow 0} Df_{Q^0}(1) \cdot t = 1.$$

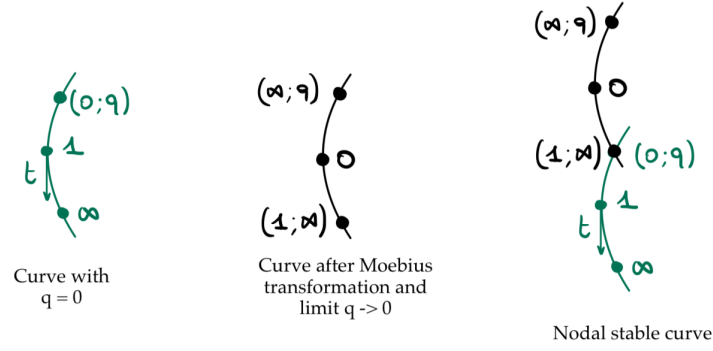


Figure 10

Curves upon Q^1 . The boundary Q^1 represents those curves with $q = 1$. We can apply a Moebius transformation that fixes 1 and sends $q \rightarrow 0$. We can then study the limit for $q \rightarrow 1$ and look at what the resulting curve looks like. One such Moebius transformation is

$$f_{Q^1}(x) = \frac{t(x - q)}{(q - 1 + t)x + (-qt - q + 1)}.$$

By a straightforward computation it holds that

$$\lim_{q \rightarrow 1} f_{Q^1}(0) = \lim_{q \rightarrow 1} f_{Q^1}(\infty) = 1, \quad \text{and} \quad \lim_{q \rightarrow 1} Df_{Q^1}(1) \cdot t = 1.$$

Curves upon Q^∞ . The boundary Q^∞ represents those curves with $q = \infty$. We can apply a Moebius transformation that fixes ∞ and sends $q \rightarrow 0$. We can then study the limit for $q \rightarrow \infty$ and look at what the resulting curve looks like. One such Moebius transformation is

$$f_{Q^\infty}(x) = -\frac{x}{q} + 1.$$

By a straightforward computation it holds that

$$\lim_{q \rightarrow \infty} f_{Q^\infty}(0) = \lim_{q \rightarrow \infty} f_{Q^\infty}(1) = 1, \quad \text{and} \quad \lim_{q \rightarrow \infty} Df_{Q^\infty}(1) \cdot t = 0.$$

The following pictures show how the nodal curves described so far look like. The black and yellow irreducible components represent the limit curves obtained after the application of the Moebius transformation.

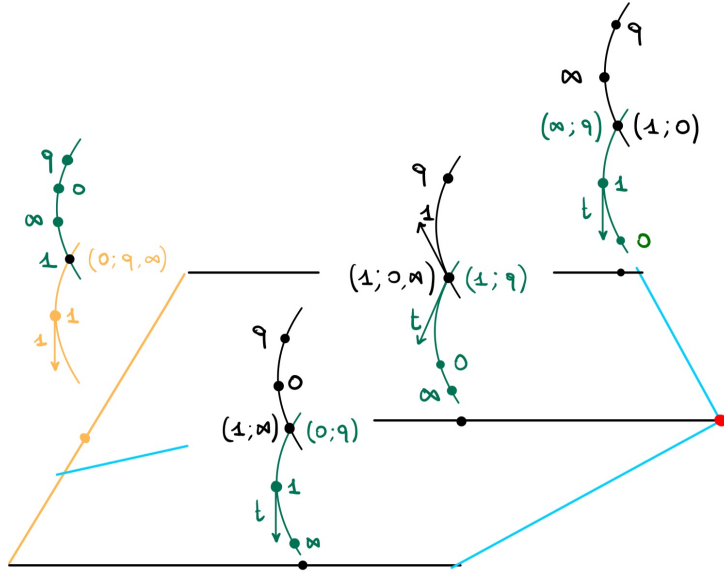


Figure 11

Remark 18. We see that, as expected, each curve shows only one parameter determining its position on the boundary component.

Curves upon B_0^1 . The boundary B_0^1 represents those curves with $t = 0$ and $q = 1$. As we will precise in the next chapter, we denote by $A = \frac{t}{q-1}$ the coordinate on this exceptional divisor. As for the other boundary components, one can either directly consider the curve with $t = 0$ and $q = 1$, either one can make the substitution $t = A(q - 1)$ and apply a Moebius transformation that fixes 1 and sends $q \rightarrow \infty$. We can then study the limit for $q \rightarrow 1$ and look at what the resulting curve looks like. One such Moebius transformation is

$$f_{B_0^1}(x) = \frac{(1-q)x}{x-q}.$$

By a straightforward computation it holds that

$$\lim_{q \rightarrow 1} f_{B_0^1}(0) = 0, \quad \text{and} \quad \lim_{q \rightarrow 1} \left(Df_{B_0^1}(1) \cdot A(q-1) \right) = A.$$

Curves upon B_∞^0 . The boundary B_∞^0 represents those curves with $t = \infty$ and $q = 0$. We denote by $R = qt$ the coordinate on this exceptional divisor. Unlike the other times, here one can not directly consider the curve with $t = \infty$ and $q = 0$, since we do not know what an infinite tangent vector is. We still have two possible options: either, via a Moebius transformation $f_{B_\infty^0}$, we fix 1, we normalise $t = 1$ and we fix 0, either, with $g_{B_\infty^0}$, we fix 1, we normalise $t = 1$, but we fix ∞ . These two Moebius transformations are

$$f_{B_\infty^0}(x) = \frac{(t+1)x}{tx+1} \quad \text{and} \quad g_{B_\infty^0}(x) = \frac{x}{t} + \frac{t-1}{t}.$$

By a straightforward computation, after, of course, substituting $q = \frac{R}{t}$, it holds that

$$\lim_{t \rightarrow \infty} f_{B_\infty^0}\left(\frac{R}{t}\right) = \frac{R}{R+1}, \quad \text{and} \quad \lim_{t \rightarrow \infty} Df_{B_\infty^0}(1) \cdot t = 1.$$

$$\lim_{t \rightarrow \infty} g_{B_\infty^0}(0) = \lim_{t \rightarrow \infty} g_{B_\infty^0}\left(\frac{R}{t}\right) = 1, \quad \text{and} \quad \lim_{t \rightarrow \infty} Dg_{B_\infty^0}(1) \cdot t = 1.$$

Curves upon B_∞^∞ . The boundary B_∞^∞ represents those curves with $t = \infty$ and $q = \infty$. We denote by $S = \frac{t}{q}$ the coordinate on this exceptional divisor. As before, we have the same two possible

options, and we can use the same functions

$$f_{B_\infty^0}(x) = \frac{(t+1)x}{tx+1} \quad \text{and} \quad g_{B_\infty^0}(x) = \frac{x}{t} + \frac{t-1}{t}.$$

By a straightforward computation, after, of course, substituting $q = \frac{t}{S}$, it holds that

$$\lim_{t \rightarrow \infty} f_{B_\infty^0}(\infty) = \lim_{t \rightarrow \infty} f_{B_\infty^0}\left(\frac{t}{S}\right) = 1, \quad \text{and} \quad \lim_{t \rightarrow \infty} Df_{B_\infty^0}(1) \cdot t = 1.$$

$$\lim_{t \rightarrow \infty} g_{B_\infty^0}\left(\frac{t}{S}\right) = \frac{S+1}{S}, \quad \text{and} \quad \lim_{t \rightarrow \infty} Dg_{B_\infty^0}(1) \cdot t = 1.$$

Curve upon the point $\overline{A_\infty}$. The point $\overline{A_\infty}$ represents those curves with $t = \infty$ and any value of q . As in the other cases we have two possible options: we can fix 0, 1 and normalize $t = 1$ or fix $\infty, 1$ and normalize $t = 1$. We have then the two following Moebius transformations

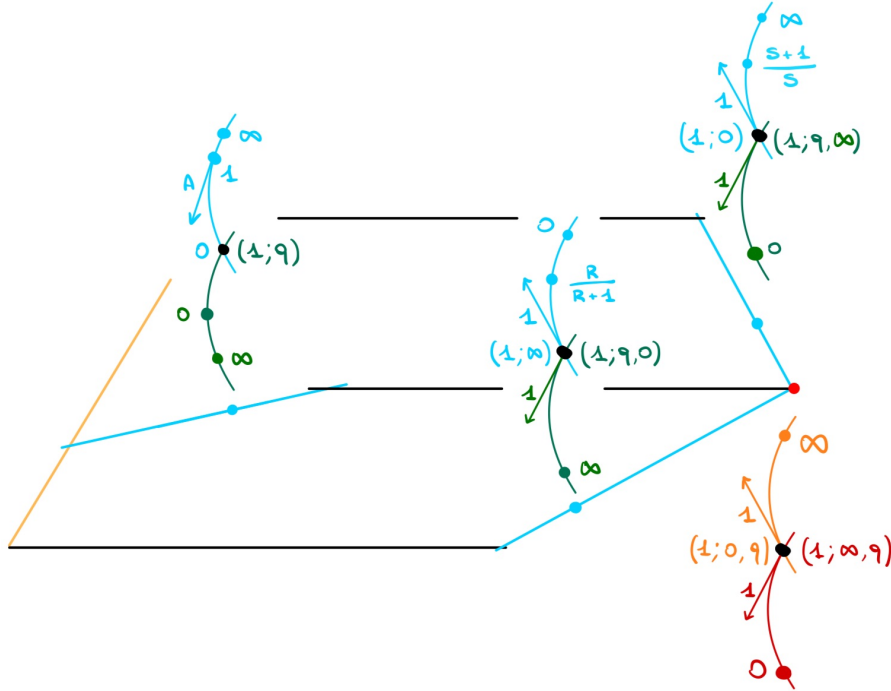
$$f_{A_\infty}(x) = \frac{tx}{(t-1)x+1} \quad \text{and} \quad g_{A_\infty}(x) = \frac{x+t-1}{t}.$$

In both cases

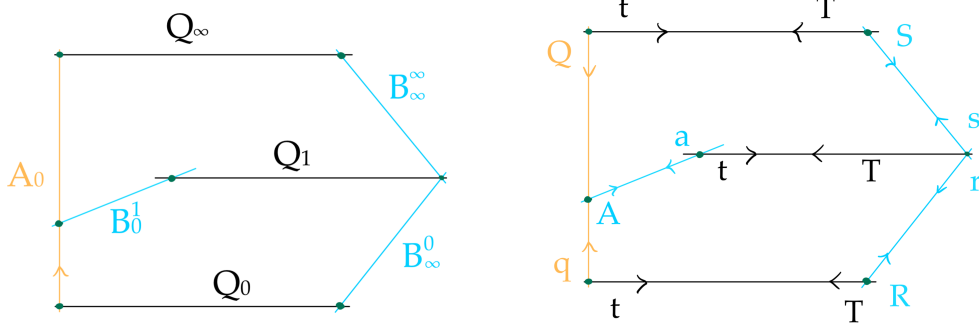
$$\lim_{t \rightarrow \infty} f_{A_\infty}(x) = \lim_{t \rightarrow \infty} g_{A_\infty}(x) = 1,$$

and then all the non fixed points converge to 1.

We can resume it with the following picture.



Let us conclude by resuming in the following picture the coordinates we introduced on $\overline{\mathcal{M}}$, and that we will use in the next section. Note that r, s, T do not form a coordinate system around the singular points. They just represent the coordinate on the divisors.



4.3. Connections on the Boundary. We already proved in Proposition 3.2 that the moduli space of PV type connection \mathfrak{Conn}_Θ^V contains $\mathcal{M} \times \mathbb{C}$ as a dense open set, and we studied in Theorem 4.5 the compactification of the basis \mathcal{M} . In order to build the compactification $\overline{\mathfrak{Conn}_\Theta^V}$, that correspond to understand how the trivial bundle extends over $\overline{\mathcal{M}}$, we have to make a choice about the “vertical” coordinate, the coordinate along the fibers, both inside \mathfrak{Conn}_Θ^V as along the new boundary components.

To do that, we notice that a connection on a stable nodal curve is a collection of connections on any irreducible component. One of the irreducible components is always rigid, in the sense that it is an rational irregular curve endowed with a divisor of degree three (the node becomes a pole of the connection). Here we get hence a (sometimes confluent) hypergeometric connection, that is rigid and that is always the same for all the family of stable nodal curves.

Example 5. A stable curve lying on A_0 is composed of an lower (in yellow in Figure 11) irreducible component that is rigid since no free parameters appear on it, and an upper component (green) in which the parameter q appears. A connection on this stable nodal curve is the data of two distinct connections: one on the upper component and one on the lower. Our goal is to describe and understand how both connections are made, but we can already say that we expect the lower connection not to depend on q , and we expect that both depend on the same extra parameter p , or just one of them depends on it and the other does not.

On $\mathcal{M} \times \mathbb{C}$ we use the coordinate \hat{p} , that appears in the normal form and that we have already seen in \mathbb{F}_2 , as in Figure 2. On each boundary component we choose a suitable coordinate around a generic point that allows us to compute the generic limit connections lying on the boundary.

For the following, we consider a connection ∇ of PV type, in the normal form as described in section 3. We call Ω_0 the connection matrix relative to the trivialising open set $U_0 = \mathbb{P}^1 \setminus \{\infty\}$.

Connections on A_0 . We have a family of stable nodal curves with two irreducible components depending on the parameter q . We have hence to describe the limit connections on both irreducible components.

On the first component, relative to setting $t = 0$, in green in Figure 9, we can easily define the limit connection by directly computing

$$\Omega_0^{t=0} := \lim_{t \rightarrow 0} \Omega_0.$$

After applying an elementary transformation based in $x = 1$, the double pole disappears. Therefore $\lim_{t \rightarrow 0} \nabla$ corresponds to an hypergeometric equation with polar divisor $[0] + [1] + [\infty]$.

We can study what happens on the other irreducible components, that is the one occurring when the Moebius transformation f_{A_0} is applied. In order to do so, we consider the following limit:

$$\Omega_0^{f_{A_0}} := \lim_{t \rightarrow 0} f_{A_0}^* \Omega_0 = \begin{pmatrix} 0 & \frac{1}{(X-1)^2} \\ \frac{\rho(q-1)}{X^2} - \frac{\hat{p}(\hat{p}-\kappa_1+1)}{(q-1)X^2} + \frac{\hat{p}^2}{(q-1)^2 X^2} + \frac{\hat{p}(\hat{p}+\kappa_0)}{q X^2} & \frac{1}{(X-1)^2} + \frac{\kappa_1}{X} - \frac{\kappa_1}{X-1} \end{pmatrix}.$$

Remark 19. We make some observation here, and we will not repeat them for the others computations that follow.

- The pole of order two in $X = 0$ becomes simple after applying an elementary transformation in $X = 0$:

$$\begin{pmatrix} 0 & \frac{1}{X(X-1)^2} \\ \frac{\rho(q-1)}{X} - \frac{\hat{p}(\hat{p}-\kappa_1+1)}{(q-1)X} + \frac{\hat{p}^2}{(q-1)^2 X} + \frac{\hat{p}(\hat{p}+\kappa_0)}{qX} & \frac{1}{(X-1)^2} + \frac{\kappa_1-1}{X} - \frac{\kappa_1}{X-1} \end{pmatrix}.$$

- The leading coefficient relative to the pole $X = 1$ has now 1 as coefficient instead of t .

Finally, we show that the residue around the nodal singularity agrees on both connections, as shown in [2].

Proposition 4.7. *Both connections have the same residual spectral data in the node.*

Proof. Computing residual spectral data as shown in the end of Section 1.3 we get for both connections:

$$4\rho(q-1) + \kappa_1^2 - \frac{4\hat{p}(\hat{p}-\kappa_1+1)}{q-1} + \frac{4\hat{p}^2}{(q-1)^2} + \frac{4\hat{p}(\hat{p}+\kappa_0)}{q}.$$

□

Connections on Q^0 . Here we have a family of stable nodal curves depending on the parameter t .

In the first component, relative to the direct setting $q = 0$, we can try to compute the limit connection

$$\Omega_0^{q=0} := \lim_{q \rightarrow 0} \Omega_0(x; t, q, \hat{p}).$$

Lemma 4.8. *The limit*

$$\lim_{q \rightarrow 0} \Omega_0(x; t, q, \hat{p})$$

exists if, and only if, for $q \rightarrow 0$, the point $(q, \hat{p}) \in \mathbb{F}_2$ follows the trajectory $(q, \alpha q + \beta)$, for $\beta = 0, -\kappa_0$. Moreover the resultant connection depends on α , the asymptotic slope of the convergence.

Proof. The first part of the Lemma follows from Theorem 2.2. To distinguish them, we call α_-^0 the slope of the invariant curve for $\beta = 0$, and α_+^0 the one for $\beta = -\kappa_0$. Computing the limit for $\beta = 0$, we get:

$$\lim_{q \rightarrow 0} \Omega_0(x; t, q, \alpha_-^0 q) = \begin{pmatrix} 0 & \frac{1}{x(x-1)^2} \\ \alpha_-^0 \kappa_0 - x\rho & \frac{-\kappa_0-1}{x} - \frac{\kappa_1}{x-1} + \frac{t}{(x-1)^2} \end{pmatrix}$$

and, for $\beta = -\kappa_0$:

$$\lim_{q \rightarrow 0} \Omega_0(x; t, q, \alpha_+^0 q - \kappa_0) = \begin{pmatrix} 0 & \frac{1}{x(x-1)^2} \\ 2\kappa_0^2 + (-\alpha_+^0 + t + \kappa_1 - \frac{1}{x}) \kappa_0 - x\rho & \frac{-\kappa_0-1}{x} + \frac{-\kappa_1}{x-1} + \frac{t}{(x-1)^2} \end{pmatrix}.$$

In both cases the matrices depends, as desired, on the parameter t defining the stable nodal curve and on the parameter α defining the connection. □

Remark 20. We can say that α is the coordinate of the exceptional divisor arising from blowing up the red points in \mathbb{F}_2 .

We still have to study what happens on the other irreducible components, with coordinate $X = f_{Q^0}(x)$. In order to do so, we consider the matrix $f_{Q^0}^* \Omega_0$ with the parameter \hat{p} .

Lemma 4.9. *The limit $\Omega_{Q^0}^{f_{Q^0}} := \lim_{q \rightarrow 0} f_{Q^0}^* \Omega_0$ produces a well defined connection.*

Proof. Computing the limit we get:

$$\lim_{q \rightarrow 0} f_{Q^0}^* \Omega_0(X; t, q, \hat{p}) = \begin{pmatrix} 0 & -\frac{1}{X(X-1)} \\ -\frac{\hat{p}}{X-1} + \frac{-\hat{p}(\hat{p}+\kappa_0)}{(X-1)^2} & -\frac{\kappa_0}{X} + \frac{\kappa_0+1}{X-1} \end{pmatrix}.$$

□

A further computation shows that we get two different kinds of connections. For a generic value of \hat{p} we get a connection with a ramified pole in $X = 1$, while for $\hat{p} = 0, -\kappa_0$ (that are the values appearing in Lemma 4.8) we get the hypergeometric equations we were expecting.

Proposition 4.10. *Connections with $\hat{p} = 0, -\kappa_0$ have the same residual spectral data in the node.*

Proof. Computing residual spectral data as shown in the end of Section 1.3 we get $(\kappa_0 + 1)^2$ and $(\kappa_0 - 1)^2$ for $\hat{p} = 0$ and $\hat{p} = -\kappa_0$ respectively. □

Connections on Q^∞ . The same procedure as for Q^0 can be applied (see Section 4.6). The vertical coordinate that we should use is $P^\infty = -\frac{\hat{p}}{(\frac{1}{Q}-1)^2}$, where $Q = 1/q$.

Connections on B_0^1 . We can directly compute the limit for $t \rightarrow 0$ and $q \rightarrow 1$. To do that, we introduced in the last section the coordinate $A = \frac{t}{q-1}$.

Lemma 4.11. *The limit $\lim_{q \rightarrow 1} \Omega_0(x; A, q, P_0^1)$ produces a well defined connection if we set $P_0^1 = -\frac{\hat{p}}{(q-1)}$.*

Proof. Computing the limit we get:

$$\lim_{q \rightarrow 1} \Omega_0(x; A, q, P_0^1) = \begin{pmatrix} 0 & -\frac{1}{x(x-1)^2} \\ (P_0^1)^2 + P_0^1(A - \kappa_1) - \rho(x-1) & -\frac{\kappa_1+1}{x-1} - \frac{\kappa_0}{x} \end{pmatrix}.$$

□

On the other irreducible components we have to apply the Moebius transformation $f_{B_0^1}$.

Lemma 4.12. *The limit $\lim_{q \rightarrow 1} f_{B_0^1}^* \Omega_0$ produces a well defined connection if we set $P_0^1 = -\frac{\hat{p}}{(q-1)}$.*

Proof. Computing the limit we get:

$$\lim_{q \rightarrow 1} f_{B_0^1}^* \Omega_0(x; A, q, P_0^1) = \begin{pmatrix} 0 & \frac{1}{(X-1)^2} \\ \frac{P_0^1}{X} + \frac{P_0^1(A+P_0^1-\kappa_1)}{X^2} & -\frac{\kappa_1}{X-1} + \frac{\kappa_1+1}{X} + \frac{A}{(X-1)^2} \end{pmatrix}.$$

□

Proposition 4.13. *Both connections have the same residual spectral data in the node.*

Proof. Computing residual spectral data as shown in the end of Section 1.3 we get for both connections:

$$(\kappa_1 + 1)^2 + 4P_0^1(A + P_0^1 - \kappa_1).$$

□

Let us now study connections on those stable curves that present the double pole in the node for both the irreducible components. We will see that here there will not be equality of the residual spectral data.

Connections on Q^1 . We expect over Q^1 a similar behaviour as over Q^0 , but the fact that the connection shows a double pole at $x = 1$, makes everything more tricky. This time we will start by computing the limit for the pull-back connection $f_{Q^1}^* \Omega_0$. We will introduce a new variable for Q^1 , and we want to compute the direct limit using that variable.

Lemma 4.14. *The limit $\lim_{q \rightarrow 1} f_{Q^1}^* \Omega_0$ produces a well defined connection if we set $P^1 = -\frac{\hat{p}}{qt}$.*

Proof. Computing the limit we get:

$$\lim_{q \rightarrow 1} f_{Q^1}^* \Omega_0(x; t, q, P^1) = \begin{pmatrix} 0 & \frac{1}{(X-1)^2} \\ \frac{P^1((P^1+2)X-1)}{(X-1)^2 X} & \frac{1}{(X-1)^2} - \frac{1}{X} + \frac{1}{X-1} \end{pmatrix}.$$

□

We remark that ρ, κ_i disappear. It is due to the fact that the limit curve $f_{Q^1}(\mathbb{P}^1)$ for $q \rightarrow 1$ shows the apparent singularity at infinity and the double pole at one. It means that the relative connection is a confluent hypergeometric with trivial monodromy around the two poles, since $M_\infty M_1 = Id$ and $M_\infty = Id$.

We now have to adapt the invariant curves in the new coordinate P^1 .

Lemma 4.15. *The invariant curves introduced in Theorem 2.2 become*

$$P^1 = 0 \quad \text{and} \quad P^1 = \frac{\kappa_1 - 2t}{t}(q-1) - 1.$$

Proof. We apply the same procedure of Theorem 2.2, but after the changing of variable $P^1 = -\frac{\hat{p}}{qt}$. □

We can now prove the following.

Lemma 4.16. *The limit*

$$\lim_{q \rightarrow 1} \Omega_0(x; t, q, P^1)$$

exists if, and only if, during the limit $q \rightarrow 1$, the point $(q, \tilde{P}) \in \mathbb{F}_2$ follows the trajectory $(q, \frac{\alpha}{t^2}(q-1)^2 + \beta(q-1) + \gamma)$, for (β, γ) as in Lemma 4.15. Moreover the resultant connection depends on α .

Proof. The first part of the Lemma follows from Theorem 2.2 and Lemma 4.15. Computing the limit for $(\beta, \gamma) = (0, 0)$, we get:

$$\lim_{q \rightarrow 1} \Omega_0(x; t, q, \frac{\alpha}{t^2}(q-1)^2) = \begin{pmatrix} 0 & \frac{1}{x(x-1)^2} \\ -\rho(x-1) + \alpha_-^1 & \frac{-\kappa_1-1}{x-1} - \frac{\kappa_0}{x} + \frac{t}{(x-1)^2} \end{pmatrix}.$$

and, for $(\beta, \gamma) = (\frac{\kappa_1-2t}{t}, -1)$:

$$\lim_{q \rightarrow 0} \Omega_0(x; t, q, \frac{\alpha}{t^2}(q-1)^2 + \beta(q-1) + \gamma) = \begin{pmatrix} 0 & \frac{1}{x(x-1)^2} \\ -t^2 + (\kappa_0 + 2\kappa_1 + \frac{1}{x-1})t - \rho(x-1) - \alpha_+^1 & \frac{-\kappa_1-1}{x-1} - \frac{\kappa_0}{x} + \frac{t}{(x-1)^2} \end{pmatrix}.$$

In both cases the matrices depends, as expected, on the parameter t defining the stable nodal curve and on the parameter α defining the connection, as desired. □

Therefore, as for Q^0 , we should consider only those connections in Lemma 4.14 with $P^1 = 0, -1$.

Remark 21. As mentioned before, we were expecting equality of residual spectral data in the node also in this situation, but it does not happens. For the pull-back connection we get 1, while for the direct limits we get respectively $\kappa_1 - 1$ and $\kappa_1 + 1$.

Connections on B_∞^0 . Here, both the irreducible components of the nodal curve are obtained by a Moebius transformation. We recall that we defined $R = q/T$ the coordinate on B_∞^0 , where $T = 1/t$.

Lemma 4.17. *The limit $\lim_{T \rightarrow 0} f_{B_\infty^0}^* \Omega_0$ produces a well defined connection if we set $P_\infty^0 = -\frac{\hat{p}}{(RT-1)^2}$.*

Proof. Computing the limit we get:

$$\lim_{T \rightarrow 0} f_{B_\infty^0}^* \Omega_0(x; T, R, P_\infty^0) = \begin{pmatrix} 0 & -\frac{1}{(X-1)X} \\ -\frac{P_\infty^0(R+1)}{RX-R+X} + \frac{P_\infty^0}{X-1} + \frac{P_\infty^0(P_\infty^0+R-\kappa_0)}{(X-1)^2R} & \frac{-R-1}{RX-R+X} + \frac{\kappa_0+1}{X-1} + \frac{1}{(X-1)^2} - \frac{\kappa_0}{X} \end{pmatrix}$$

□

And the second one.

Lemma 4.18. *The limit $\lim_{T \rightarrow 0} g_{B_\infty^0}^* \Omega_0$ produces a well defined connection if we set $P_\infty^0 = -\frac{\hat{p}}{(RT-1)^2}$.*

Proof. Computing the limit we get:

$$\lim_{T \rightarrow 0} g_{B_\infty^0}^* \Omega_0(x; T, R, P_\infty^0) = \begin{pmatrix} 0 & \frac{1}{(X-1)^3} \\ -\rho(X-1) + P_\infty^0 + \frac{P_\infty^0(P_\infty^0-\kappa_0)}{R} & \frac{1}{(X-1)^2} + \frac{-\kappa_0-\kappa_1-1}{X-1} \end{pmatrix}$$

□

Remark 22. As mentioned before, we were expecting equality of residual spectral data in the node also in this situation, but it does not happens. We get respectively

$$2P - \kappa_0 - 1 + \frac{2P(P - \kappa_0)}{R} \quad \text{and} \quad -2P + \kappa_0 + \kappa_1 + 1 - \frac{2P(P - \kappa_0)}{R}$$

Connections on B_∞^∞ . The same procedure as for B_∞^0 can be applied (see Section 4.6). The vertical coordinate that we should use is $P_\infty^\infty = -\frac{\hat{p}}{(\frac{1}{ST}-1)^2}$, where $S = \frac{Q}{T}$ is the coordinate on B_∞^∞ , $Q = \frac{1}{q}$, $T = \frac{1}{t}$.

Connections on A_∞ . The limit for $t \rightarrow \infty$ is more wild than the other limits we studied before. We have indeed two possible approaches to compute it. In Section 4.5 we give a geometrical interpretation to both of them.

The first approach is to consider the two Moebius transformations used to derive the stable nodal curve.

Lemma 4.19. *The limit $\lim_{T \rightarrow 0} f_{A_\infty}^* \Omega_0$ produces a well defined connection if we set $P_\infty^+ = -\frac{\hat{p}}{(q-1)^2}$ or $P_\infty^- = -\frac{\hat{p}}{(q-1)^2} - 1$.*

Proof. Computing the limit and applying an elementary transformation we get to:, correspectively

$$\begin{aligned} \lim_{T \rightarrow 0} f_{A_\infty}^* \Omega_0(x; T, q, P_\infty^+) &= \begin{pmatrix} 0 & -\frac{1}{(X-1)X} \\ \frac{P_\infty^+}{(X-1)^2} & -\frac{\kappa_0}{X} + \frac{\kappa_0}{X-1} + \frac{1}{(X-1)^2} \end{pmatrix} \\ \lim_{T \rightarrow 0} f_{A_\infty}^* \Omega_0(x; T, q, P_\infty^-) &= \begin{pmatrix} 0 & -\frac{1}{(X-1)X} \\ \frac{P_\infty^-+1}{(X-1)^2} & -\frac{\kappa_0}{X} + \frac{\kappa_0}{X-1} + \frac{1}{(X-1)^2} \end{pmatrix} \end{aligned}$$

□

Lemma 4.20. *The limit $\lim_{T \rightarrow 0} g_{A_\infty}^* \Omega_0$ produces a well defined connection if we set $P_\infty^+ = -\frac{\hat{p}}{(q-1)^2}$ or $P_\infty^- = -\frac{\hat{p}}{(q-1)^2} - 1$.*

Proof. Computing the limit and applying an elementary transformation we get to, respectively

$$\begin{aligned} \lim_{T \rightarrow 0} g_{A_\infty}^* \Omega_0(x; T, q, P_\infty^+) &= \begin{pmatrix} 0 & \frac{1}{(X-1)^3} \\ -\rho(X-1) + P_\infty^+ & \frac{-\kappa_0-\kappa_1-1}{X-1} + \frac{1}{(X-1)^2} \end{pmatrix} \\ \lim_{T \rightarrow 0} g_{A_\infty}^* \Omega_0(x; T, q, P_\infty^-) &= \begin{pmatrix} 0 & \frac{1}{(X-1)^3} \\ -\rho(X-1) + P_\infty^- + 1 & \frac{-\kappa_0-\kappa_1-1}{X-1} + \frac{1}{(X-1)^2} \end{pmatrix} \end{aligned}$$

□

Remark 23. As mentioned before, we were expecting equality of residual spectral data in the node also in this situation, but it does not happens. We get respectively for the "+" curve

$$2P_{\infty}^{+} - \kappa_0 \quad \text{and} \quad -2P_{\infty}^{+} + \kappa_0 + \kappa_1 + 1,$$

While for the "-" curve we get

$$2P_{\infty}^{-} - \kappa_0 \quad \text{and} \quad -2P_{\infty}^{-} + \kappa_0 + \kappa_1 - 1.$$

We can also have a different approach. Let us consider a Moebius transformation that fixes 0 and set $t = 1$. We have a family depending of one parameter of such transformation and we can for instance choose to fix -1 (it suffice not to fix $0, \infty$ or q). The curve we get is no more stable, because only the double pole in 1 survived. Anyway it allows us to use the same coordinate we used for Q^1 , and the limit we get is still interesting.

Proposition 4.21. *Let us consider the Moebius transformation*

$$h_{A_{\infty}}(x) := \frac{(t+1)x + t - 1}{(t-1)x + t + 1}.$$

The limit $\lim_{T \rightarrow 0} h_{A_{\infty}}^* \Omega_0(x; T, q, P)$ produces a well defined connection if we use $P^1 = -\frac{\hat{p}T}{q}$, the same coordinate as in Q^1 .

Proof. Computing the limit we get to:

$$\Omega_0^{h_{A_{\infty}}} := \begin{pmatrix} 0 & -\frac{1}{(X-1)^2} \\ \frac{4qP^1(P^1+1)}{(q-1)^2(X-1)^2} & \frac{1}{(X-1)^2} \end{pmatrix}$$

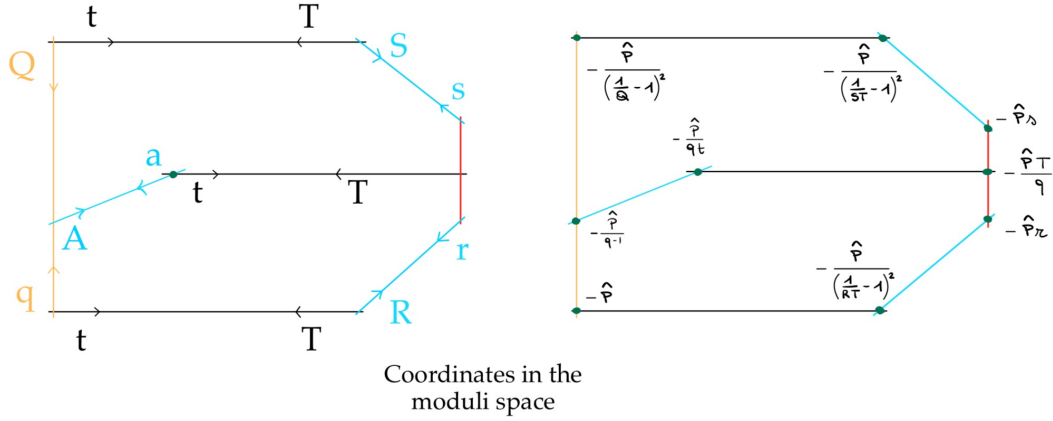
□

Remark 24. The relation between the two coordinates we used is the following

$$P_{\infty}^{+} = -\frac{\hat{p}}{(q-1)^2} = \frac{P^1 q}{T(q-1)^2} \quad \text{and} \quad P_{\infty}^{-} = -\frac{\hat{p}}{(q-1)^2} - 1 = \frac{P^1 q}{T(q-1)^2} - 1.$$

4.4. Extension of the line bundle. We recall that the final goal is to compactify the space $\mathbb{C}on_{\Theta}^V = \mathcal{M} \times \mathbb{C}$. We will do that in several steps. First of all, in this section, we understand how the line bundle structure extends on the boundary components in \tilde{M} , defining a new line bundle $\mathcal{O}_{\tilde{M}}(D)$ for an appropriate divisor $D \in \text{Div}(\tilde{M})$. Then, we compactify it and we study its birational geometry, that will be useful because we recall that the real base that we want to use is the singular space \bar{M} , and we will hence have to show that we can contract the surface $\mathcal{A}_{\infty} := \overline{\mathcal{O}_{A_{\infty}}(D)}$ producing only canonical singularities.

The strategy is to deduce the divisor D by studying the poles and zeros of the extension of the global section $\hat{p} = 1$ defined in $\mathbb{C}on_{\Theta}^V$. In the previous section we have studies the vertical coordinate in the generic point of any boundary component. To find the divisor is more suitable to define a vertical coordinate based on each intersection points of the boundary components. Some computations show that one possible choice is the following:



Before going into the proof, let us recall that in Proposition 4.6 we have shown that $\overline{\mathcal{M}}$ is a singular space, due to the fact that the (-2) -curve A_∞ has been contracted. We will hence in a first moment extend the line bundle on the smooth surface $\widetilde{\mathcal{M}}$, and then we show that it is possible to contract the surface lying upon A_∞ . In what follows we denote by Q^i and \mathcal{A}_j the restrictions of the line bundle over, respectively, Q^i and A_j .

Proposition 4.22. *The trivial line bundle $\mathcal{O}_{\mathcal{M}}^V \cong \mathcal{M} \times \mathbb{C}$ extends to $\widetilde{\mathcal{M}}$ as $\mathcal{O}_{\widetilde{\mathcal{M}}}(D)$, where $D \in \text{Div}(\widetilde{\mathcal{M}})$ is the divisor*

$$D \equiv -B_0^1 + 2Q^\infty + 2B_\infty^\infty + A_\infty \equiv A_0 + 2Q^1 + 2B_0^0 - B_\infty^0 - B_\infty^\infty.$$

Proof. Since it is easier for us to work with a smooth variety, we study in a first moment the extension of the trivial vector bundle $\mathcal{M} \times \mathbb{C}$ on $\widetilde{\mathcal{M}}$.

By studying the poles and zeros of the section $\hat{p} = 1$ in all the coordinates, we get to the divisor

$$-B_0^1 + 2Q^\infty + 2B_\infty^\infty + A_\infty,$$

as desired.

To get the second expression, we can explicitly study the Picard group of $\widetilde{\mathcal{M}}$.

We now it is the blow-up of $\mathbb{P}^1 \times \mathbb{P}^1$ in three points. Therefore, since $\text{Pic}(\mathbb{P}^1 \times \mathbb{P}^1) \cong \mathbb{Z} \times \mathbb{Z}$, we have that $\text{Pic}(\widetilde{\mathcal{M}}) \cong \mathbb{Z}^5$ and is for instance generated by

$$\text{Pic}(\widetilde{\mathcal{M}}) \cong [A_0] \cdot \mathbb{Z} + [Q^0] \cdot \mathbb{Z} + [B_0^1] \cdot \mathbb{Z} + [B_\infty^0] \cdot \mathbb{Z} + [B_\infty^\infty] \cdot \mathbb{Z}.$$

Moreover we know that in $\mathbb{P}^1 \times \mathbb{P}^1$ the divisors A_0 and A_∞ are equivalent, and the same holds for Q^0 , Q^1 and Q^∞ . Since we know that a holomorphic function $f: \mathbb{P}^1 \times \mathbb{P}^1 \rightarrow \mathbb{C}$ vanishing at a point $p \in \mathbb{P}^1 \times \mathbb{P}^1$, vanishes also on the exceptional divisor $E_p \subseteq \text{Bl}_p(\mathbb{P}^1 \times \mathbb{P}^1)$, if we remark that $A_i = \{t - i = 0\}$ and $Q^j = \{q - j = 0\}$, we get the following equivalences

$$\begin{cases} A_0 + B_0^1 = A_\infty + B_\infty^0 + B_\infty^\infty \\ Q^0 + B_\infty^0 = Q^1 + B_0^1 = Q^\infty + B_\infty^\infty \end{cases} \implies \begin{cases} A_\infty = A_0 + B_0^0 - B_\infty^0 - B_\infty^\infty \\ Q^0 = Q^1 + B_0^1 - B_\infty^0 \\ Q^\infty = Q^1 + B_0^1 - B_\infty^\infty \end{cases}$$

And if we replace them in the expression of D we get

$$\begin{aligned} D &= -B_0^1 + 2(Q^1 + B_0^1 - B_\infty^\infty) + 2B_\infty^\infty + (A_0 + B_0^1 - B_\infty^0 - B_\infty^\infty) = \\ &= A_0 + 2B_0^1 + 2Q^1 - B_\infty^0 - B_\infty^\infty \end{aligned}$$

as desired. \square

Since the base space we would like to work with is $\overline{\mathcal{M}}$, that is the contraction of A_∞ inside $\widetilde{\mathcal{M}}$, we wonder if we can contract the surface $\mathcal{A}_\infty := \overline{\mathcal{O}_{\widetilde{\mathcal{M}}}(D)}|_{A_\infty}$. Before doing that, we consider the compactification of the line bundle, in order to work with a compact algebraic 3-manifold.

Proposition 4.23. *The line bundle $\mathcal{O}_{\widetilde{\mathcal{M}}}(D)$ is trivial upon $Q^0 + 2Q^1 + Q^\infty + A_\infty$.*

Proof. We recall that for any pair of divisor D and D' it holds that

$$\deg \mathcal{O}_{D'}(D) = (D \cdot D').$$

In particular:

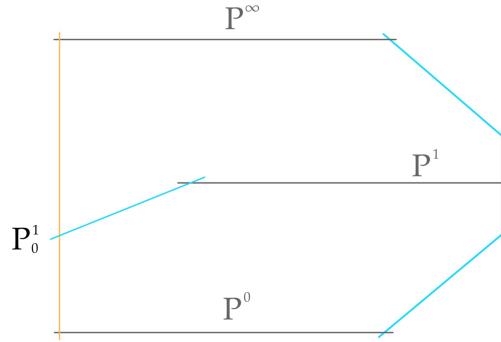
$$\begin{aligned} (D \cdot Q^0) &= \left((-B_0^1 + 2Q^\infty + 2B_\infty^\infty + A_\infty) \cdot Q^0 \right) = 0 + 0 + 0 + 0 = 0, \\ (D \cdot 2Q^1) &= \left((-B_0^1 + 2Q^\infty + 2B_\infty^\infty + A_\infty) \cdot 2Q^1 \right) = -2 + 0 + 0 + 2 = 0, \\ (D \cdot Q^\infty) &= \left((-B_0^1 + 2Q^\infty + 2B_\infty^\infty + A_\infty) \cdot Q^\infty \right) = 0 - 2 + 2 + 0 = 0, \\ (D \cdot A_\infty) &= \left((-B_0^1 + 2Q^\infty + 2B_\infty^\infty + A_\infty) \cdot A_\infty \right) = 0 + 0 + 2 - 2 = 0. \end{aligned}$$

As desired. \square

We already expected this result the for Q^i 's: indeed, Lemmas 4.8 and 4.16 give us those such sections. We can hence choose the following vertical coordinates that trivialise the bundle on those boundary components:

$$P^0 = -\frac{\hat{p}}{(q-1)^2} = -\frac{\hat{p}}{(RT-1)^2}, \quad P^1 = -\frac{\hat{p}}{qt} = -\frac{\hat{p}T}{q} = -\hat{p}s = -\hat{p}r, \quad P^\infty = -\frac{\hat{p}}{(\frac{1}{Q}-1)^2} = -\frac{\hat{p}}{(\frac{1}{ST}-1)^2}.$$

It suffices then to choose a coordinate at the intersection $A_0 \cap B_0^1$, that is $P_0^1 = -\frac{\hat{p}}{q-1}$.



With these coordinates, the sections in Q^0 are given by the equations $P^0 = 0, P^0 = -\kappa_0$ and in Q^1 are given by the equations $P^1 = 0, P^1 = -1$.

Since we are interested in a compactification, we start by defining the compact manifold $X := \overline{\mathcal{O}_{\widetilde{\mathcal{M}}}(D)} = \mathbb{P}(\mathcal{O} \oplus \mathcal{O}(D))$ and we study its birational geometry in order to understand the singularities arising from the contraction of \mathcal{A}_∞ . We recall that $(A_\infty)_{\widetilde{\mathcal{M}}}^2 = -2$.

Proposition 4.24. *Let us denote $X := \overline{\mathcal{O}_{\widetilde{\mathcal{M}}}(D)}$. The contraction of \mathcal{A}_∞ inside X produces canonical singularities.*

Proof. First of all let us notice that, since $\mathcal{O}_{A_\infty}(D) \cong \mathcal{O}$, then $\mathcal{A}_\infty := \overline{\mathcal{O}_{A_\infty}(D)} \cong \mathbb{P}(\mathcal{O} \oplus \mathcal{O}) \cong \mathbb{P}^1 \times \mathbb{P}^1$. We want then to contract the "horizontal" fibers of \mathcal{A}_∞ , and then we have to show that they are K_X -trivial, where K_X is the canonical bundle of X . Let us call $C_a = \mathbb{P}^1 \times \{a\}, C_b = \mathbb{P}^1 \times \{b\}$ two of those fibers. They are linearly equivalent in X since they are in \mathcal{A}_∞ and $\dim A_\infty = 2$. We

identify A_∞ with C_0 . It is then sufficient to show that $(K_X \cdot A_\infty) = 0$. Since $A_\infty \subseteq \widetilde{M}$, it holds that $(K_X \cdot A_\infty) = (K_X|_{\widetilde{M}} \cdot A_\infty)$.

By the adjunction formula we have that

$$K_X|_{\widetilde{M}} = K_{\widetilde{M}} - \widetilde{M},$$

and therefore

$$(K_X \cdot A_\infty) = (K_{\widetilde{M}} \cdot A_\infty) - (\widetilde{M} \cdot A_\infty).$$

We can compute the first product since we know the canonical bundle of \widetilde{M} :

$$(K_{\widetilde{M}} \cdot A_\infty) = ((2(Q^0 + A_0) - B_0^1 - B_0^\infty + B_\infty^\infty) \cdot A_\infty) = 0$$

and the second product is zero since $A_\infty \subseteq \widetilde{M}$.

We have then shown that all the horizontal fibers of \mathcal{A}_∞ are K_X -trivial. We have now to compute their discrepancies in order to conclude the proof. Let $\hat{\pi}: X \rightarrow \hat{X}$ the contraction map. Then,

$$K_X = \hat{\pi}^* K_{\hat{X}} + \alpha \mathcal{A}_\infty$$

and the equality must hold also when intersecting with A_∞ :

$$0 = (K_X \cdot A_\infty) = (\hat{\pi}^* K_{\hat{X}} \cdot A_\infty) + \alpha (\mathcal{A}_\infty \cdot A_\infty).$$

The first intersection product is zero, since A_∞ has been contracted, while we can compute the second via the formula $(\mathcal{A}_\infty \cdot A_\infty) = -2 - (A_\infty)_{\mathcal{A}_\infty}^2 = -2 + 0$, since $\mathcal{A}_\infty \cong \mathbb{P}^1 \times \mathbb{P}^1$ and A_∞ is just a fiber. We conclude hence that $\alpha = 0$ and then that the contraction process produces only canonical singularities. \square

4.5. The compactified moduli space. We immediately remark that $X := \overline{\mathcal{O}_{\widetilde{M}}(D)}$ is not the moduli space we are looking for, and neither is \hat{X} , where \mathcal{A}_∞ has been contracted. Indeed, there are points inside it that do not represent any PV type connection (as points on the Q^i 's outside the two special sections, or most of the points in \mathcal{A}_∞) and there are some points that represent infinite connections (as points in the special sections in the Q^i 's).

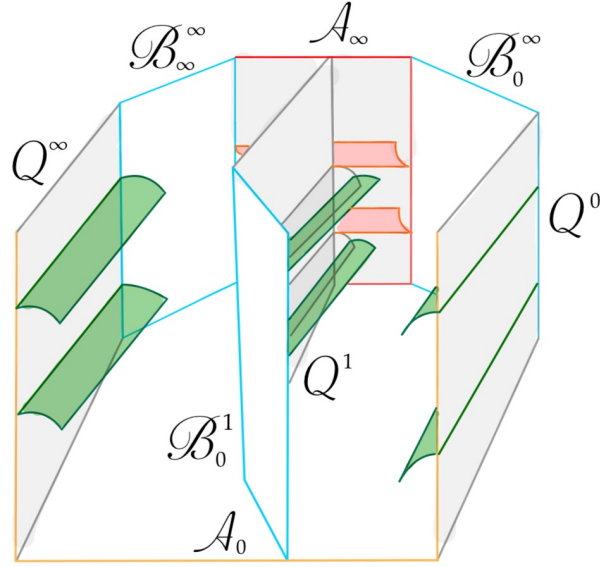
As shown in Lemma 4.8, for Q^0 (and the same holds for Q^∞) the connections appear only on the special sections $P_{Q^0} = 0, -\kappa_0$. We recall that the resulting limits depend on the slope of incidence, and therefore each point of these sections encode an one parameter family of connections. We can then blow up these sections and ignore the other part of Q^0 . For Q^1 the process is similar, but, following the Lemma 4.16, we need to blow up two times each section to make the connections appear. We can then ignore Q^1 and the first exceptional divisor of each section. To have a picture in mind, we have exactly a family of Okamoto spaces as in Figure 3 for each choice of $t \in \mathbb{C}^*$. In $t = 0$ we have the hypersurfaces \mathcal{A}_0 and \mathcal{B}_0^1 , while in $t = \infty$ the situation is more complicated.

Remark 25. We get a new sort of Okamoto divisor given by $[S_\infty] + [Q^0] + [Q^1] + [Q^\infty] + [\mathcal{E}^+] + [\mathcal{E}^-]$ that we can visualise by considering in families the surfaces of Figure 3, with the differences given by the employment of a different vertical coordinate over Q^1 .

Over \mathcal{A}_∞ the coordinate \tilde{P} has been used, which is the one we find in Proposition 4.21. This is a good coordinate to study the geometry of X , but the connections defined via this coordinate are not what we are looking for, since they are not connections on the stable nodal curve we found in Section 4.2. In order to make them appear we have to use the coordinates P^\pm introduced in Lemma 4.20. since they are related by the formula

$$P^1 = \frac{P_\infty^+ T(q-1)^2}{q} \quad \text{and} \quad P^1 = \frac{(P_\infty^- + 1) T(q-1)^2}{q}$$

it corresponds geometrically to blow-up the sections $P^1 = 0, -1$ in \mathcal{A}_∞ .



4.6. Symmetries. The construction we made presents some symmetries. The most visible one is the involution $\Phi_{0,\infty}$ exchanging the role of 0 and ∞ . There are three other involutions Ψ_a , for $a = 0, 1, \infty$, exchanging the residual spectral data $\kappa_a^+ \leftrightarrow \kappa_a^-$ of each singularity. We can express them in coordinates, on the Zariski open set $\mathcal{M} \times \mathbb{C} \subseteq \overline{\text{Con}}_{\Theta}^V$. They are well defined on the whole compactification of the moduli space.

$$\Phi_{0,\infty} = \begin{cases} \kappa_{\infty} = \kappa_0 \\ \kappa_0 = \kappa_{\infty} \\ q = \frac{1}{q} \\ \kappa_1 = -\kappa_1 \\ \hat{p} = \frac{q}{2} \frac{-2\hat{p}q^3 + \kappa_0q^2 + \kappa_{\infty}q^2 + 4\hat{p}q^2 + (\kappa_1 - 1)q^2 - 2\kappa_0q - 2\kappa_{\infty}q - 2\hat{p}q - 2qt + \kappa_0 + \kappa_{\infty} + 2q - \kappa_1 - 1}{(q-1)^2} \end{cases}$$

and

$$\Psi_0 = \begin{cases} t = t \\ \kappa_0 = -\kappa_0 \\ \hat{p} = \hat{p} - \frac{\kappa_0}{q} \end{cases} \quad \Psi_1 = \begin{cases} t = -t \\ \kappa_1 = -\kappa_1 \\ \hat{p} = \hat{p} + \frac{t}{(q-1)^2} - \frac{\kappa_1}{q-1} \end{cases} \quad \Psi_{\infty} = \begin{cases} t = t \\ \kappa_{\infty} = -\kappa_{\infty} \\ \hat{p} = \hat{p} \end{cases}$$

Proposition 4.25. *The involutions $\Phi_{0,\infty}, \Psi_0, \Psi_1$ and Ψ_{∞} commute and they generate a transformation group of order 16 acting on $\overline{\text{Con}}_{\Theta}^V$.*

Proof. Explicit computations show that $(\Phi_{0,\infty})^2 = (\Psi_0)^2 = (\Psi_1)^2 = (\Psi_{\infty})^2 = Id$, and that $\Phi_{0,\infty} \circ \Psi_a = \Psi_a \circ \Phi_{0,\infty}$, for all $a = 0, 1, \infty$. \square

Geometrically, the symmetries Ψ_i correspond to exchange the two exceptional divisors in Q^i . For instance, in a neighbour of Q^0 , the two invariant curves $\hat{p} = 0$ and $\hat{p} = \alpha q - \kappa_0$ are switched, and the same happens for the others Q^i . The symmetry $\Phi_{0,\infty}$ exchanges Q^0 and Q^{∞} . This is the reason why, in the previous sections, we often skipped the computations for Q^{∞} .

REFERENCES

- [1] E. Arbarello, M. Cornalba, and P-A. Griffiths. *Nodal curves*, pages 79–166. Springer Berlin Heidelberg, Berlin, Heidelberg, 2011.
- [2] M. Bainbridge, D. Chen, Q. Gendron, S. Grushevsky, and M. Möller. Strata of k -differentials. *Algebraic Geometry*, Nr. 2, 6, 2019.
- [3] A. Beauville. *Complex Algebraic Surfaces*. London Mathematical Society Student Texts. Cambridge University Press, 2 edition, 1996.
- [4] P. P. Boalch. Symplectic manifolds and isomonodromic deformations. *Advances in Mathematics*, 163(2):137–205, 2001.
- [5] P. P. Boalch. Geometry and braiding of stokes data; fission and wild character varieties. *Annals of Mathematics*, 179(1):301–365, 2014.
- [6] P. Deligne. *Equations Différentielles à Points Singuliers Réguliers*. Springer Berlin, Heidelberg, 1970.
- [7] P. Deligne and D. Mumford. The irreducibility of the space of curves of given genus. *Publications Mathématiques de l’IHÉS*, 36:75–109, 1969.
- [8] K. Diarra and F. Loray. Classification of algebraic solutions of irregular garnier systems. *Compositio Mathematica*, 156:881–907, 05 2020.
- [9] K. Diarra and F. Loray. Normal forms for rank two linear irregular differential equations and moduli spaces. *Period Math Hung* 84, 303–320, 2022.
- [10] M. Gebhard and S. Claudia. Weak del pezzo surfaces with global vector fields. *Geometry and Topology*, 2020.
- [11] V. Heu and F. Loray. Flat rank two vector bundles on genus two curves. *Memoirs of the American Mathematical Society*, 2019.
- [12] Y. Ilyashenko and S. Yakovenko. *Lectures on Analytic Differential Equations*. American Mathematical Society, 2008.
- [13] M. Jimbo, T. Miwa, and K. Ueno. Monodromy preserving deformation of linear ordinary differential equations with rational coefficients: I. general theory and t -function. *Physica D: Nonlinear Phenomena*, 2(2):306–352, 1981.
- [14] F. Loray. Isomonodromic deformation of lamé connections, painlevé vi equation and okamoto symmetry. *Izvestiya: Mathematics*, 80(1):113, feb 2016.
- [15] F. Loray. *Geometry of Painlevé Equations*. 34 Colóquio Brasileiro de Matemática, 2023.
- [16] F. Loray. *The Riemann-Hilbert Correspondence for Rank 2 Meromorphic Connections on Curves*. In: Cano, F., Cisneros-Molina, J.L., Dũng Tráng, L., Seade, J. (eds) *Handbook of Geometry and Topology of Singularities VI: Foliations*. Springer, Cham., 2024.
- [17] F-X. Machu. Monodromy of a class of logarithmic connections on an elliptic curve. *SIGMA. Symmetry, Integrability and Geometry: Methods and Applications [electronic only]*, 3:Paper 082, 31 p., electronic only–Paper 082, 31 p., electronic only, 2007.
- [18] Y. Ohshima and S. Okumura. A coalescent diagram of the painlevé equations from the viewpoint of isomonodromic deformations. *Journal of Physics A: Mathematical and General*, 39(39):12129, sep 2006.
- [19] K. Okamoto. Sur les feuilletages associés aux équations du second ordre à points critiques fixes de p. painlevé; espaces des conditions initiales. *Japanese journal of mathematics. New series*, 5(1):1–79, 1979.
- [20] M-H. Saito and T. Takebe. Classification of okamoto-painlevé pairs. *Kobe J. Math.* 19 no. 1-2, page 21–50, 2002.

- [21] M. van der Put and M-H. Saito. Moduli spaces for linear differential equations and the Painlevé equations. *Annales de l'Institut Fourier*, 59(7):2611–2667, 2009.