

Carousel: A High-Resolution Dataset for Multi-Target Automatic Image Cropping

Rafe Loya, Andrew Hamara, Benjamin Estell, Benjamin Kilpatrick, Andrew C. Freeman
Baylor University

Abstract—Automatic image cropping is a method for maximizing the human-perceived quality of cropped regions in photographs. Although several works have proposed techniques for producing singular crops, little work has addressed the problem of producing multiple, distinct crops with aesthetic appeal. In this paper, we motivate the problem with a discussion on modern social media applications, introduce a dataset of 277 relevant images and human labels, and evaluate the efficacy of several single-crop models with an image partitioning algorithm as a pre-processing step. The dataset is available at <https://github.com/RafeLoya/carousel>.

Index Terms—image cropping, dataset, computer vision

I. INTRODUCTION

Image cropping is a fundamental processing task to remove extraneous pixels from an image. For downstream machine-oriented vision tasks, image cropping needs only to preserve the relevant pixels necessary to maximize the application accuracy. Automatic (or “aesthetic”) image cropping, on the other hand, is aimed toward *human* vision [1], [2]. For this task, the goal is to maximize the perceptual quality of the cropped image based on photographic principles such as symmetry, the rule of thirds, and leading lines [3]–[8].

With billions of images uploaded each day, automatic cropping is increasingly compelling for users sharing images on social media. Despite the ever-increasing upload demands, however, these platforms continue to downscale the resolution of all images to save on storage and transmission costs. For example, Instagram supports a maximum horizontal resolution of only 1080 pixels [9]. Meanwhile, the sensor resolution in everyday smartphones continues to increase. Indeed, the flagship Samsung Galaxy S25 Ultra has a 200 MP primary sensor [10]. If uploaded to Instagram, such an image would thus be downsampled to less than one tenth of the original resolution.

We argue that many photograph categories, such as landscapes, panoramas, and multi-subject candids, are underserved by the severe downscaling introduced by these platforms. While one may zoom in on a published image, the detail from the original high-resolution image is often lost. Inspired by this interactive zoom, we propose *multi-target automatic image cropping*. In this task, we aim to determine the salient regions of an image that a user would likely be most interested in viewing in higher detail. For each region, the cropping algorithm should produce a distinct image that is aesthetically pleasing by itself. Thus, a user receives multiple, distinct image crops from a single input image. These images can

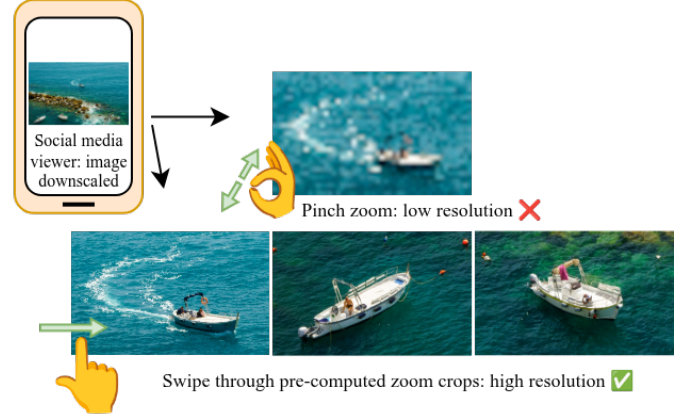


Fig. 1: Motivating example of multi-target image cropping.

then be uploaded as a sequence on a social media platform, allowing viewers to swipe between them to *emulate the experience of dynamically zooming in* on the full-resolution source image.

In this paper, we first examine the literature and discuss the challenges with adapting existing image cropping methods to this task. We then introduce *Carousel*, our dataset of 277 high-resolution multi-target images with human-labeled crops. Finally, we discuss experimental results in evaluating several existing single-target cropping algorithms on our dataset. We conclude that future work should explore methods to produce multi-target crops directly, without the need for significant pre-processing.

II. RELATED WORK

A. Image Cropping Models

Wei et al. introduced the View Proposal Network (VPN) [12], which can produce multiple view suggestions with confidence rankings. From the available literature, this method most closely aligns with our task; however, the top-ranked image views are not disjoint, so there is often significant overlap between the cropped images.

Also utilized by Wei et al., the View Evaluation Network (VEN) [12] served as a teacher model for VPN due to its superior accuracy across multiple benchmarks. The authors considered it too slow for real-time applications, but wished to preserve its performance while increasing the inference speed.

The Aesthetics Aware Reinforcement Learning (A2-RL) framework [15] put forth by Li et al. takes a sequential

Year	Paper	Avg. Resolution	# Images	Multiscale?	Distinct Crops?
2014	FLMS [11]	0.76 MP	500	No	No
2018	CPC [12]	0.31 MP	10,797	No	No
2019	GAIC [13]	0.72 MP	1,236	Yes	No
2023	SACD [14]	0.27 MP	2,077	Yes	Sometimes (if multiple subjects)
2025	Carousel (ours)	10.58 MP	277	No	Yes

TABLE I: A comparison of datasets for automatic image cropping.

decision-making approach, where the cropping agent progressively transforms the cropping window through a series of actions until it takes a termination action. It outperforms prior weakly-supervised methods with fewer candidate windows, while having faster inference times.

Compared to VPN, the GAICv2 model [16] reduces the number of candidate crops tenfold. This is done through a grid anchor-based approach which considers key aspects such as aspect ratio and content preservation. The result is substantially higher inference speed and accuracy than VPN, VEN, and A2-RL.

The model of Jia et al. [17] also uses an anchoring mechanism to suggest a variety of starting crop regions, then regresses those suggestions to produce aesthetically high-quality crops. This method can produce a wide range of crops at different aspect ratios, but there is no built-in logic to ensure that these crops cover distinct subjects.

The Sac-NET model [14] too can produce crops from multiple views. However, this method requires manual user input to first select the subject of interest. The model then restricts the generated crop to be derived from the selected region. In this way, it may be considered a form of *semi-automatic* image cropping.

B. Existing Datasets

Several datasets have been released for single-view image cropping. Recent works have emphasized multiscale labels for each crop region, typically by providing several aspect ratios (e.g., 2:3, 5:7, etc.) or providing similar crops from a number of human annotators. The SACD dataset used for training Sac-NET [14] notably employed an iterative sub-image labeling procedure from multiple annotators, sometimes resulting in distinct subjects being covered by the labels; however, most image labels focus on a single subject. While most datasets source their images from open platforms such as Flickr, they are distributed at very low resolutions. This is acceptable for most single-image cropping methods, because they typically operate on a global scale, discarding very little of the original image. For our multi-target cropping task, however, we are more interested in small subjects. Therefore, a model may require high-resolution detail for compelling performance. We summarize the relevant characteristics of several common datasets in Tab. I.

III. OUR DATASET

To address the current gap in the literature, we introduce the high-resolution *Carousel* dataset for multi-target automatic image cropping.

A. Sourcing

The images were sourced from Wikimedia Commons and image aggregators such as Flickr and Rawpixel. All images were distributed with open, non-commercial licenses. We enforced a high-resolution requirement by ensuring that each image was at least 1 MP in size. We only included images with at least two distinct regions of saliency (positive examples) and high aesthetic quality. The average resolution of our images is 10.58 MP, which is an order of magnitude greater than the existing single-target datasets (Tab. I).

B. Labeling

Our images were sourced and annotated by human experts. The reviewers recorded metadata for the license type, the creator of the photograph, the title of the image, the source URL, and the number of distinct salient regions, k .

After this reviewing process, the images were annotated with ground truth bounding box labels. We modified AnyLabeling, a popular open-source data annotation platform [18], to support fixed aspect ratios. For this work, we limited our annotations to the 2:3 and 3:2 aspect ratios for landscape and portrait orientations, respectively. Annotators marked the ideal compositions focused on their identified salient regions, referencing classical photography principles such as leading lines, the rule of thirds, and visual balance.

C. Usage

Our dataset is freely available on GitHub¹. It consists of 277 images. Each image is distributed with a corresponding JSON file containing the ground truth labels and JSON file containing the image metadata (such as the source URL and copyright information). The total dataset size is approximately 1.4 GB. The dataset README provides further details on the file organization and metadata formatting.

IV. EVALUATION ON EXISTING MODELS

To benchmark current methods against our multi-target cropping task, we tested several popular models with our dataset. Since these models are designed primarily for single-target cropping, we leverage a pre-processing image partitioning step described below.

A. Multi-Region Saliency Partitioning

To ensure fair evaluation, we enforced non-overlapping crop proposals by partitioning images based on their salient regions. This constraint was necessary because preliminary analysis

¹<https://github.com/RafeLoya/carousel>

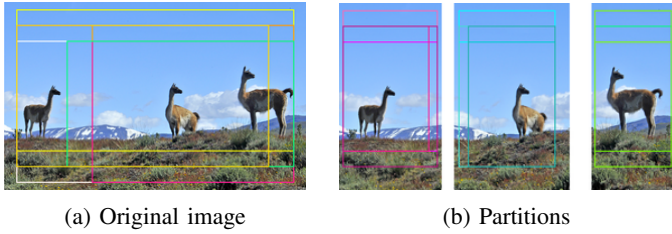


Fig. 2: Comparison of highest-scoring crops from GAICv2 on an image and its partitions, derived from the multi-region saliency partitioning algorithm. Note the significant overlap present in the crops predicted for (a), as the model is designed to produce a single optimized crop.

revealed that existing multi-crop ranking methods produce spatially overlapping proposals, and neglected secondary subjects in favor of dominant ones. For example, Fig. 2a demonstrates how GAICv2 generates overlapping crops that fail to capture the three subjects, predicting only 1-2 distinct crops. Fig. 2b shows results after partitioning the same image into distinct subregions, ensuring each salient subject receives dedicated cropping attention.

To partition input images into distinct subregions, we leverage the multi-region saliency partitioning algorithm introduced by Hamara et al. [19]. This algorithm segments distinct subjects of interest within each image, enabling the generation of non-overlapping crop regions for downstream processing. We utilized U²-Net [20] to generate saliency maps, which are then used for partitioning.

In each iteration (determined by k , the number of target crops), we select the smallest valid bounding box that meets a dynamically updated saliency threshold. Once found, the attention values in this region are zeroed-out and the process repeats. Our implementation enhances [19] by determining the partition orientation from the variance in the x and y positions of the bounding boxes. A greater x variance yields vertical partitions, while a greater y variance yields horizontal partitions. The space between each pair of adjacent bounding boxes is bisected to produce our partitions.

B. Metrics

A common metric in the cropping literature is the Intersection Over Union (IoU), which is given by the spatial area where two bounding boxes overlap (intersection), divided by the total area of the image they cover (union). Whereas many models will evaluate IoU only for the crop with the highest confidence, the A2-RL model does not provide confidence scores. Furthermore, our dataset provides multiple ground truth labels for each image, so we require a method for matching cropped bounding boxes to the appropriate labels.

Therefore, we define the metric Top- k IoU (or “kIoU”) and our evaluation methodology as follows. For each of the k partitions for an image, we first transform the coordinates of the inference bounding boxes back to the original image space. We then calculate the intersection over union (IoU) of each

Model	kIoU@0.5:0.95	kIoU@0.5
VPN* [12]	0.068	0.179
VPN [12]	0.223	0.565
A2RL [15]	0.145	0.409
VEN [12]	0.210	0.538
GAICv2 [16]	0.231	0.574

TABLE II: Quantitative performance of existing aesthetic cropping models on our dataset. VPN* uses the top multi-view outputs from the VPN model on the original images, while the other models listed use our multi-region saliency partitioning algorithm (Sec. IV-A) as a pre-processing step.

combination of predicted and ground truth bounding boxes. For a given IoU threshold, μ , we begin by identifying all prediction-ground truth pairs that exceed this threshold. Next, we sort these pairs by their IoU score in descending order. Finally, we perform greedy bipartite matching, prioritizing the pair with the highest IoU score; once a pair is matched, both bounding boxes are removed from further consideration. This process continues k times, until no valid pairs remain for the image. Across all images in the dataset, we average the resulting IoU pairs to yield the kIoU. Specifically, we calculate kIoU@0.5 (with $\mu = 50\%$) and kIoU@0.5:0.95 (averaging the kIoU values for $\mu \in \{0.5, 0.55, 0.6, \dots, 0.95\}$).




Fig. 3: Example failure case for our partitioning algorithm.

C. Results

232 of the 277 images were considered when evaluating performance on the partitioned dataset. The remaining 45 photographs were omitted due to failures that occurred during the partitioning pre-processing step. Failure in this context was defined as partitions that approximately bisect one or more ground truth labels, and those with extreme aspect ratios (e.g., extremely narrow)

For example, Fig. 3a illustrates a difficult set of ground truth labels, where the crops have significant coordinate overlap in both x - and y -dimensions. The partitioning algorithm assumes that all image divisions will have the same orientation, so the resulting partitions (Fig. 3b) make reasonable crops impossible. Similar failures occur when there is a strong disparity between the spatial size of different salient regions.

For a fair comparison of the cropping algorithms, we evaluated the remaining 232 images as follows. Using our image partitioning step and the ground-truth counts k for the number of target crops, we tested the View Proposal Net (VPN) [12], A2-RL [15], the View Evaluation Net (VEN) [12],

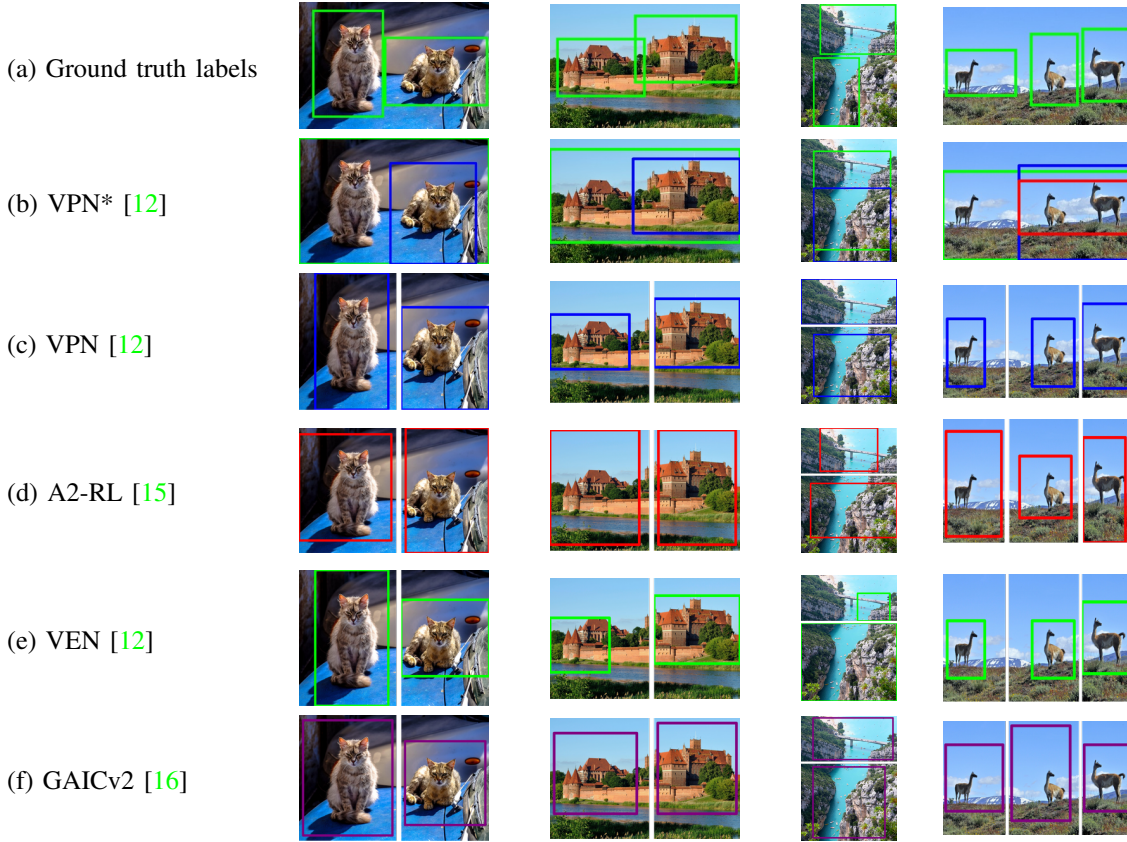


Fig. 4: Visual comparison of multi-target crops on our dataset. (b) shows the multi-view outputs of VPN on the original images, while (c)-(f) use our multi-region saliency partitioning algorithm (Sec. IV-A) followed by the single-target cropping models.

and GAICv2 [16] models. We further evaluate VPN on the un-partitioned images, extracting the top k view suggestions.

We summarize our kIoU accuracy results in Tab. II. Through the use of our multi-target partitioning step, we see that the GAICv2 model performed the best in our multi-target cropping evaluation. This result is consistent with prior IoU results for single-target cropping [16], where GAICv2 outperforms the other models across many datasets. We further see that the VPN model with its multi-view selection on the original images (denoted VPN* in Tab. II) performs far worse than all models that first leverage our partitioning step.

The qualitative results in Fig. 4 underscore this point, as we see that VPN* frequently produces crops with high levels of overlap. Fig. 3 further shows that GAICv2’s default suggested crops, without partitioning, fail to consider that the user may want to emphasize the three distinct llama subjects. In contrast, with partitioning, the emphasis on distinct subjects becomes achievable, as shown in Fig. 4.

Although these results point to the efficacy of partitioning for adapting single-target models to the multi-target domain, we emphasize that further work will be necessary to achieve useful results in more difficult scenarios of our dataset (the partitioning “failure” cases).

V. FUTURE WORK

Although our partitioning algorithm provides a compelling interface for traditional single-target cropping models, it can be a weak point when the derived partitions are poor quality or if the ideal compositions are not completely disjoint. We include in our dataset the 45 images for which partitioning “failed,” to encourage further research. Future work should focus on designing a novel model that can produce the multi-target image crops *directly* from the full-resolution source image. Such methods should also automatically determine the ideal number of target crops (k). It may be helpful to extend our dataset to include more diverse subject categories and ground truth labels in additional aspect ratios.

VI. CONCLUSION

We present *Carousel*, a dataset with 277 high-resolution images containing multiple distinct subcrops. By recording the number of target crops for a given photograph, the multi-region saliency partitioning algorithm can be utilized to divide an image to be processed by common single-target cropping models. While this method is promising, this dataset unlocks the potential for future cropping models to output distinct images directly. These efforts may lead to more interactive and high-quality experiences for social media users, especially when viewing high-resolution photos.

REFERENCES

- [1] N. Murray, L. Marchesotti, and F. Perronnin, "Ava: A large-scale database for aesthetic visual analysis," in *2012 IEEE conference on computer vision and pattern recognition*. IEEE, 2012, pp. 2408–2415.
- [2] S. Kong, X. Shen, Z. Lin, R. Mech, and C. Fowlkes, "Photo aesthetics ranking network with attributes and content adaptation," in *Computer Vision–ECCV 2016: 14th European Conference, Amsterdam, The Netherlands, October 11–14, 2016, Proceedings, Part I 14*. Springer, 2016, pp. 662–679.
- [3] R. Datta, D. Joshi, J. Li, and J. Z. Wang, "Studying aesthetics in photographic images using a computational approach," in *Computer Vision–ECCV 2006: 9th European Conference on Computer Vision, Graz, Austria, May 7–13, 2006, Proceedings, Part III 9*. Springer, 2006, pp. 288–301.
- [4] S. Dhar, V. Ordóñez, and T. L. Berg, "High level describable attributes for predicting aesthetics and interestingness," in *Proceedings of the 2011 IEEE Conference on Computer Vision and Pattern Recognition*, ser. CVPR '11. USA: IEEE Computer Society, 2011, p. 1657–1664. [Online]. Available: <https://doi.org/10.1109/CVPR.2011.5995467>
- [5] Y. Ke, X. Tang, and F. Jing, "The design of high-level features for photo quality assessment," in *2006 IEEE Computer Society Conference on Computer Vision and Pattern Recognition (CVPR'06)*, vol. 1. IEEE, 2006, pp. 419–426.
- [6] W. Luo, X. Wang, and X. Tang, "Content-based photo quality assessment," in *2011 international conference on computer vision*. IEEE, 2011, pp. 2206–2213.
- [7] M. Zhang, L. Zhang, Y. Sun, L. Feng, and W. Ma, "Auto cropping for digital photographs," in *2005 IEEE international conference on multimedia and expo*. IEEE, 2005, pp. 4–pp.
- [8] L. Liu, R. Chen, L. Wolf, and D. Cohen-Or, "Optimizing photo composition," in *Computer graphics forum*, vol. 29, no. 2. Wiley Online Library, 2010, pp. 469–478.
- [9] "Image resolution of photos you share on Instagram | Instagram Help Center," 2025. [Online]. Available: <https://help.instagram.com/1631821640426723>
- [10] "Galaxy S25 Ultra Camera Specs Explained | Samsung Canada," 2025. [Online]. Available: <https://www.samsung.com/ca/mobile-buying-guide/samsung-galaxy-s25-camera-specs-explained/>
- [11] C. Fang, Z. Lin, R. Mech, and X. Shen, "Automatic Image Cropping using Visual Composition, Boundary Simplicity and Content Preservation Models," in *Proceedings of the 22nd ACM international conference on Multimedia*, ser. MM '14. New York, NY, USA: Association for Computing Machinery, Nov. 2014, pp. 1105–1108. [Online]. Available: <https://dl.acm.org/doi/10.1145/2647868.2654979>
- [12] Z. Wei, J. Zhang, X. Shen, Z. Lin, R. Mech, M. Hoai, and D. Samaras, "Good View Hunting: Learning Photo Composition from Dense View Pairs," in *2018 IEEE/CVF Conference on Computer Vision and Pattern Recognition*. Salt Lake City, UT: IEEE, Jun. 2018, pp. 5437–5446. [Online]. Available: <https://ieeexplore.ieee.org/document/8578668/>
- [13] H. Zeng, L. Li, Z. Cao, and L. Zhang, "Reliable and Efficient Image Cropping: A Grid Anchor Based Approach," in *2019 IEEE/CVF Conference on Computer Vision and Pattern Recognition (CVPR)*. Long Beach, CA, USA: IEEE, Jun. 2019, pp. 5942–5950. [Online]. Available: <https://ieeexplore.ieee.org/document/8953733/>
- [14] G.-Y. Yang, W.-Y. Zhou, Y. Cai, S.-H. Zhang, and F.-L. Zhang, "Focusing on your subject: Deep subject-aware image composition recommendation networks," *Computational Visual Media*, vol. 9, no. 1, pp. 87–107, Mar. 2023. [Online]. Available: <https://ieeexplore.ieee.org/document/10897688/>
- [15] D. Li, H. Wu, J. Zhang, and K. Huang, "A2-rl: Aesthetics aware reinforcement learning for image cropping," 2018. [Online]. Available: <https://arxiv.org/abs/1709.04595>
- [16] H. Zeng, L. Li, Z. Cao, and L. Zhang, "Grid anchor based image cropping: A new benchmark and an efficient model," *IEEE Transactions on Pattern Analysis and Machine Intelligence*, vol. 44, no. 3, pp. 1304–1319, 2020, publisher: IEEE.
- [17] G. Jia, H. Huang, C. Fu, and R. He, "Rethinking Image Cropping: Exploring Diverse Compositions from Global Views," in *2022 IEEE/CVF Conference on Computer Vision and Pattern Recognition (CVPR)*. New Orleans, LA, USA: IEEE, Jun. 2022, pp. 2436–2445. [Online]. Available: <https://ieeexplore.ieee.org/document/9878802/>
- [18] V. A. Nguyen, "AnyLabeling - Effortless data labeling with AI support," Jul. 2025, original-date: 2023-04-08T18:48:43Z. [Online]. Available: <https://github.com/vietanhdev/anylabeling>
- [19] A. Hamara and A. C. Freeman, "Efficient multi-crop saliency partitioning for automatic image cropping," 2025. [Online]. Available: <https://arxiv.org/abs/2506.22814>
- [20] X. Qin, Z. Zhang, C. Huang, M. Dehghan, O. R. Zaiane, and M. Jagersand, "U2-net: Going deeper with nested u-structure for salient object detection," *Pattern Recognition*, vol. 106, p. 107404, Oct. 2020. [Online]. Available: <http://dx.doi.org/10.1016/j.patcog.2020.107404>