

# Did You Forkget It? Detecting One-Day Vulnerabilities in Open-source Forks With Global History Analysis

ROMAIN LEFEUVRE, University of Rennes, France

CHARLY REUX, University of Rennes, France

STEFANO ZACCHIROLI, LTCI, Télécom Paris, Institut Polytechnique de Paris, France

OLIVIER BARAIS, University of Rennes, France

BENOIT COMBEMALE, Inria, France

Tracking vulnerabilities inherited from third-party open-source software is a well-known challenge, often addressed by tracing the threads of dependency information. However, vulnerabilities can also propagate through *forking*: a code repository forked after the introduction of a vulnerability, but before it is patched, may remain vulnerable long after the vulnerability has been fixed in the initial repository. *History analysis* approaches are used to track vulnerable software versions at scale. However, such approaches fail to track vulnerabilities in forks, leaving fork maintainers to identify them manually.

This paper presents a *global history analysis* approach to help software developers identify one-day (known but unpatched) vulnerabilities in forked repositories. Leveraging the global graph of public code, as captured by the Software Heritage archive, our approach propagates vulnerability information at the commit level and performs automated impact analysis.

Starting from 7162 repositories with vulnerable commits listed in OSV, we propagate vulnerability information to 2.2 million forks. We evaluate our approach by filtering forks with significant user bases whose latest commit is still potentially vulnerable, manually auditing the code, and contacting maintainers for confirmation and responsible disclosure. This process identified 135 high-severity one-day vulnerabilities, achieving a precision of 0.69, with 9 confirmed by maintainers.

CCS Concepts: • **Software and its engineering** → **Software security engineering**; *Software maintenance tools*.

Additional Key Words and Phrases: open-source, security, one-day vulnerability, software fork, version control history

## 1 Introduction

Open-Source Software (OSS) plays a critical role in the global digital infrastructure [22]. Its popularity has increased greatly over the past decades, thanks to its unrivaled ease of code reuse. OSS reuse is now a central practice in the software supply chain but can be considered a “double-edged sword” [19], offering security benefits by involving a broader set of actors in maintaining code security, while also posing risks when vulnerabilities in reused software are not fixed in a timely manner or when reuse increases the attack surface (e.g., supply chain attacks).

There are two main mechanisms for the reuse of OSS [4]: *dependencies* and *forks*. The dependency mechanism involves calling into the code of a separate, freely licensed software via its API. Forking means reusing the source code of an existing OSS to establish a separate development trajectory, resulting in a distinct software [67]. Forking serves multiple purposes: facilitating large-scale development through a GitFlow-like approach [51], addressing industrial or interpersonal conflicts within the community, or working as a reuse strategy to extend functionality without having to integrate new ideas into the upstream code repository [42, 68]. This can be observed empirically: more than 40% of repositories hosted on GitHub are forks<sup>1</sup>.

<sup>1</sup>Analysis based on an export of Software Heritage as of April 3, 2024

The security of the global open-source ecosystem has attracted significant attention in recent years, particularly in the wake of high-profile software supply chain attacks on specific dependencies [16, 27]. To address these growing risks, governments have introduced regulations requiring the software industry to identify and document the software supply chain. In the United States, Executive Order 14028, issued in May 2021 [57], pushes for the use of Software Bills of Materials (SBOMs), defined as “formal records containing the details and supply chain relationships of the various components used in building software.” Similarly, the European Union’s Cyber Resilience Act (CRA) [15], which is progressively coming into effect until the end of 2027, strengthens the security standards for digital products and holds the “manufacturers” of digital services responsible for the security issues related to their services, including those arising from reused software in their supply chain. These regulations place responsibility on service manufacturers to conduct appropriate audits and remediate vulnerabilities related to reused code.

Most research in this area has focused on the challenges associated with secure dependency management [21]. The risk of vulnerability propagation through dependencies is well documented in the literature, which emphasizes the need for thorough audits to identify vulnerabilities and implement mitigation measures, such as upgrading to a secure version (or applying the corresponding patches) as quickly as possible. The need to assess dependency-related vulnerabilities has driven the development of tools such as GitHub Dependabot [18] and OSV-Scanner [20], which leverage vulnerability databases built from either manual annotations or *history analysis*. Unlike static or dynamic analysis, *history analysis* does not require inspecting code to determine whether a version is vulnerable. Instead, it leverages the commits introducing and fixing a vulnerability to list vulnerable commits across a code repository’s history. Such approaches have the advantage of being scalable and largely language-agnostic.

The security implications of fork-based reuse have received comparatively less attention. This is in stark contrast to the fact that fork-based reuse is both widespread and foundational in major OSS. For instance, the Linux kernel has numerous forks, including prominent derived operating system kernels such as Android.

*Problem statement.* This paper focuses on the underexplored topic of “cross-fork” vulnerability propagation in the open-source ecosystem. Forks share parts of a common code history, and a vulnerability identified in one fork is likely to affect others, depending on when forking happened and how changes in the initial (“upstream”) code repository are incorporated into (“downstream”) forks. For example, if a downstream code repository is forked after an upstream commit that introduces a “high severity” vulnerability and before the corresponding commit that fixes it (assuming it exists already), the downstream code repository will most likely remain vulnerable until a fixing commit is merged back there. From the moment the vulnerability is discovered and the fix commit is integrated, the downstream code repository is affected by a so-called *one-day vulnerability*: a known, but unpatched vulnerability.

Given the current lack of approaches and tools to track cross-fork vulnerability propagation, fork maintainers are tasked with manually tracking vulnerabilities associated with their fork ecosystem and assessing, for each vulnerability, whether it applies to them and if the corresponding fixes have been integrated. Fork users are also impacted, due to the fact that only major, well-known forks are tracked by vulnerability databases: users of the myriad other forks will generally be unaware that they are impacted by upstream one-day vulnerabilities inherited via forking.

Addressing this issue requires: (1) identifying forks, ideally at a global scale; (2) keeping track of which commits introduce and fix security vulnerabilities; and (3) propagating the information about which commits are vulnerable, from upstream OSS to downstream forks. This challenge is compounded by the diverse and heterogeneous nature of software forges (GitHub, GitLab in multiple self-hosted instances...) and the use of different version control systems (Git, Mercurial, Subversion...).

*Contributions.* This paper introduces the following contributions:

- A *global history analysis* approach that enables maintainers and users of forks to identify one-day vulnerabilities affecting a given fork by tracking vulnerable and fixing commits across its entire fork ecosystem.
- An implementation of the approach that can scale to the complete Software Heritage commit graph (consisting of more than 5 billion unique commits), enabling commit-level vulnerability tracking across heterogeneous public forges and version control systems.
- A large-scale study showing that, starting from 7162 repositories, referenced from the OSV database as having been affected by vulnerabilities in the past, vulnerabilities propagate to 2.2 million potentially impacted forks.
- The identification of real, high-impact one-day vulnerabilities in independent forks. After filtering for significant use (based on GitHub stars) and severity (based on CVSS scores) we confirmed 135 cases of vulnerabilities (precision 0.69) and obtained further positive confirmation from maintainers for 9 high-severity one-day vulnerabilities.
- Tooling and integration scenarios, including a public lookup website and a prototype detecting cross-fork one-day vulnerabilities in real development workflows.

*Paper structure.* The remainder of the paper is organized as follows: Section 2 provides the background for this study. Section 3 outlines our approach for propagating vulnerability information across fork ecosystems and evaluates its ability to track vulnerability introductions and fixes at scale. Section 4 relies on this *global history analysis* to identify one-day vulnerabilities in real-world forks. Section 5 presents tooling integration in the software development process. Section 6 reviews related work. Before concluding, Section 7 discusses the implications of our findings and threats to validity.

*Data availability statement.* For review purposes, a complete replication package of the experiments presented in this paper is available through an anonymous GitHub code repository [28]. It will be published as open data in a long-term archive in case of paper acceptance.

## 2 Background

### 2.1 Forking

*Forking* is an open-source practice that consists in creating a new code repository from an existing one, usually preserving prior development history. Traditionally, “forking” meant splitting development efforts to bring an OSS in a different technical direction than the one meant by the current maintainers. These kinds of fork, which result in the creation of new software, are referred to as *hard forks*.

With the advent of collaborative code hosting platforms [10], a new kind of forks has emerged, called *social fork*: contributors create personal forks of the OSS they want to contribute to, make changes there, and then propose them for integration to upstream maintainers via mechanisms such as pull or merge requests [68]. Social forks tend to be ephemeral and cease to be relevant after contributions are integrated, but in some cases they can grow their own user base and eventually become more popular than the upstream OSS, blurring the lines between hard and social forks.

In this paper, to *discover forks* of an OSS, we rely on the structural properties of the global commit graph produced by distributed version control systems (DVCSs) like Git. Specifically, we rely on the definition of *shared commit fork* from Pietri et al. [45]:

“A code repository *B* is a shared commit fork of code repository *A*, [...] if there exists a commit *c* contained in the development histories of both *A* and *B*.”

This notion allows detecting more forks than those known to specific platforms such as GitHub. It can additionally detect as forks repositories pushed independently to a development platforms (as opposed to only those created clicking on the “Fork this repository” button), as well as “cross-forge” code repositories hosted on different platforms (e.g., identifying a GitLab.com code repository as a fork of a repository hosted on GitHub).

Note that this definition is undirected: a repository *A* is a fork of a repository *B* *and vice-versa* as soon as they share one commit (or more). Hence, we refer to a *fork ecosystem* as a group of code repositories that all share one (or more) commit(s), i.e., they are all forks of each other.

Different development approaches can propagate code changes between related forks. Some approaches, like those based on `git merge`, mesh commits coming from different forks, retaining the identity of individual commits. Other approaches, like those based on `git cherry-pick`, “import” commits across forks without retaining commit identities, but can leave explicit traces in metadata like commit messages.

## 2.2 Detecting vulnerabilities induced by code reuse

Analyzing dependencies at scale is now a common practice with tools such as GitHub Dependabot [18] and OSV-Scanner [20], which can be integrated into development workflows. These approaches generally follow a two-phase process: first, constructing a database that maps known vulnerabilities to the affected software versions; and second, analyzing a given code repository to enumerate its dependencies and perform a lookup against this database.

For the construction of the vulnerability database, ideally, static or dynamic detection techniques (cf. Section 6) would be applied to all vulnerabilities to identify the affected software versions. In practice, however, these techniques face limitations that prevent their application at large scale. First, they are often language-specific rather than generic, limiting their scope. Second, applying them at scale is resource-intensive, as the analysis typically requires file level analysis.

Instead, many tools and databases rely either on manually declared lists of affected versions in CVE records (e.g., GitHub Dependabot [18] or on techniques that rely on version control history to automatically identify all vulnerable software versions (e.g., OSV). We refer to these approaches as *history analysis techniques* to distinguish them from traditional *static* or *dynamic analysis*. Unlike *static* or *dynamic analysis*, *history analysis* relies solely on the commit graph, identifying versions that contain the vulnerability-introducing commit in their ancestors without including the corresponding patch commit. This approach scales efficiently, as it avoids file-level analysis.

## 2.3 OSV (Open-Source Vulnerabilities)

OSV (*Open-Source Vulnerabilities*)<sup>2</sup> is a project by the OpenSSF foundation consisting of two parts: (1) a standard format<sup>3</sup> to describe vulnerabilities that affect OSS, and (2) a public database of vulnerability advisories encoded in that format, which aggregates security information from more than 20 software ecosystems—including language-specific package manager repositories, as well as general-purpose Linux distributions, and more.

The OSV format associates vulnerabilities to *version ranges* within software development histories. Each range describes a sequence of *events*, e.g., the *introduced* event references the version where the vulnerability was introduced, while *fixed* references the version where it has been corrected. Versions in events can be specified in various ways,

<sup>2</sup><https://osv.dev>

<sup>3</sup><https://ossf.github.io/osv-schema>

including version numbers and Git commit SHA1 identifiers. Reasoning at the commit level enables more fine-grained analyses than version numbers and is particularly useful when studying forks. In the remainder of the paper, we will only consider vulnerabilities recorded by OSV whose ranges are described using Git ranges.

The OSV database backs an API that can answer queries like “*Is version X of software Y affected by any known vulnerability?*” where, “version” can, as before, be specified in various ways, including Git commit identifiers. In order to answer queries about specific commits, OSV periodically crawls the code repositories of all OSS that have ever been associated to at least one vulnerability. It then evaluates an algorithm (defined as part of the OSV standard) to decide whether each commit in the code repository history is vulnerable, and maintains up-to-date a *commit*  $\rightarrow^*$  *vulnerability* relationship, used to answer queries. Crucially, OSV only knows about commits in upstream code repository and would produce false negative answers in the general case when queried about commits that are only found in downstream forks.

## 2.4 Software Heritage

Software Heritage (SWH) [8] is the largest public archive of software source code and associated development history. It archives code from more than 400 million OSS projects coming from development forges (GitHub, GitLab, etc.) and package manager repositories, comprising to date more than 20 billion files and 5 billion commits<sup>4</sup>. The SWH data model is a deduplicated Merkle directed acyclic graph (DAG) structure[39], with nodes representing common source code artifacts, including (Git) commits and releases. The SWH graph is the best current approximation of the global commit graph and links public code commits across unrelated development platforms.

Each node of the SWH graph is identified by a unique and persistent “SoftWare Hash IDentifiers” (SWHID)<sup>5</sup>. For commit objects, SWHIDs are compatible with Git identifiers: they can be mutually derived from one another. The SWH graph, formed by around 50 billion nodes and 0.5 trillion arcs, can be loaded into the main memory using a compressed representation [46] that allows performing scale-up analyses that would be prohibitively costly in other representations.

In the SWH graph, repositories are represented as *origins* associated to *snapshots*, which reference commits corresponding to branch heads. To reconstruct a snapshot, one can extract the subgraph formed by the nodes reachable from it and reassemble the original version control system repository.

The *deduplication* property of the SWH Graph makes it particularly useful for studying forks. For instance, forks hosted on different platforms, as well as forks independently pushed to the same platform, will be part of the same connected component of the graph, allowing researchers to study forks globally as previously done in [45] that study the structure of fork ecosystem.

## 3 Tracking vulnerable commits across fork ecosystems

We propose to track commits that introduce and fix known vulnerabilities at a global-scale, rather than on a per-repository basis. We postulate, and later will verify experimentally, that this novel approach will allow to identify forks of open-source projects that are affected by one-day vulnerabilities, unknown to their maintainers, users, and other downstream stakeholders in the open source software supply chain.

Section 3.1 presents a real-world case study to illustrate the risks associated with global propagation of one-day vulnerabilities through forks. Section 3.2 provides a formal description of our approach. Sections 3.3 and 3.4 outline the

<sup>4</sup><https://www.softwareheritage.org>

<sup>5</sup><https://swhid.org>, ISO/IEC standard 18670:2025



Fig. 1. QEMU Git history: local repository-level analysis. Note that commits are built bottom-up on previous ones. Most recent commits are hence graph roots, shown on the right in the picture.

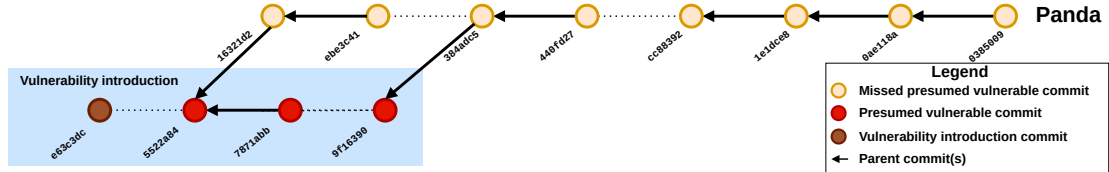


Fig. 2. Propagation of vulnerable commits from upstream QEMU repository to its downstream PANDA fork.

experimental protocol and introduces the first research question. Section 3.5 discusses the findings derived from this empirical investigation.

### 3.1 Challenge

Current *history analysis* approaches for identifying specific commits affected by a vulnerability rely on local (repository-level) analysis. For example, in the case of [OSV.dev](https://osv.dev) the Git history of each code repository associated in the past with at least one vulnerability is cloned and analyzed separately to detect vulnerable commits. A database of vulnerable commits is then used as backend for an API that allows to lookup vulnerabilities associated to a given commit. Forks of OSS share part of a common development history with their parent code repository, potentially inheriting unfixed vulnerabilities. Local *History analyses* (i.e., analysis performed on a local model, such as an individual Git repository, as opposed to a global model, such as the Software Heritage (SWH) archive), induce a “blind spot” problem that can result in one-day vulnerabilities being overlooked in forks.

Let us look at a real case of an unpatched fork involving a vulnerability with a high severity, on the Common Vulnerability Scoring System (CVSS), identified as CVE-2019-13164,<sup>6</sup> impacting PANDA, a fork of QEMU. QEMU [3] is a well-known open-source generic machine emulator and virtualizer, whereas “PANDA is an open-source platform for architecture-Neutral dynamic analysis [...] built upon the QEMU whole system emulator.”<sup>7</sup> PANDA started as a hard fork of QEMU and then evolved independently for over a decade, rarely integrating commits from the upstream code repository. Owing to their initially shared development history, PANDA inherits vulnerabilities present in QEMU at the time of the fork, including CVE-2019-13164.

Figure 1 illustrates the vulnerable commits in QEMU Git history, identified with a local analysis such as [OSV.dev](https://osv.dev). In this situation, the QEMU git repository, referenced in the OSV vulnerability report, is cloned and commits between the introduction and fix commit are listed and considered as vulnerable. This specific vulnerability is considered to be already present in the initial Git commit of QEMU (e63c3dc) and was eventually fixed in commit 03d7712.

<sup>6</sup><https://nvd.nist.gov/vuln/detail/CVE-2019-13164>

<sup>7</sup><https://panda.re>



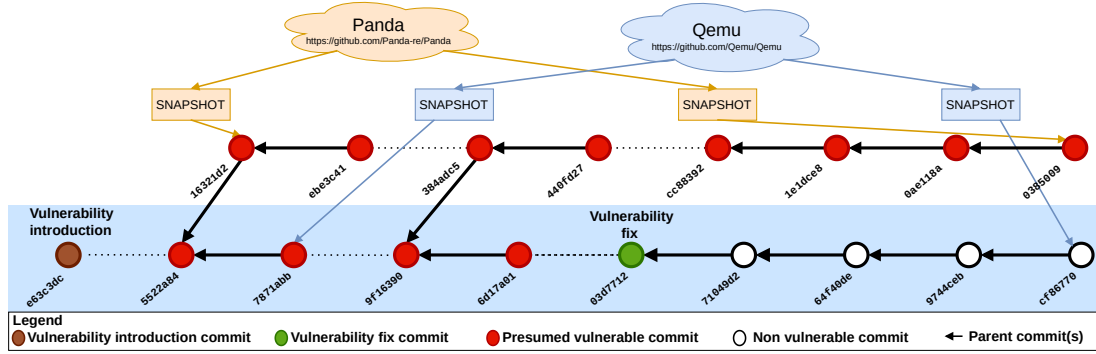


Fig. 3. Running example on SWH model

Figure 2 depicts a portion of the PANDA Git history, which does not include the fix commit 03d7712. The portion of the history highlighted in the blue box is shared with QEMU. The commits in this portion are identical to those in the QEMU repository, as indicated by their matching Git identifiers. Therefore, these commits are already considered vulnerable with QEMU local analysis (cf. Figure 1). In contrast, the subsequent portion of PANDA’s Git history contains vulnerable commits that are exclusive to PANDA and, therefore, lie entirely beyond the scope of QEMU’s local analysis. Neither is the PANDA repository analyzed separately: the OSS is not referenced in the associated vulnerability report, leading to an overlooked one-day vulnerability. Note that the *new* vulnerable commits in PANDA history have commit identities (as SHA1 identifiers) missing from the upstream QEMU repository. Therefore they cannot be spotted as vulnerable based on commit identities only, because they will not be found in vulnerability databases which only crawl the original repositories or, at best, noteworthy hard forks.

Handling these cases requires a two-step process: first, identify all forks that may be impacted by a vulnerability, and second, analyze each of them. However, identifying all forks of a code repository requires the systematic examination of open-source code repositories hosted across multiple code-hosting platforms. Even if a comprehensive list of public forks of a given vulnerable upstream code repository could be obtained, analyzing each fork individually would lead to significant redundancy in the effort. Forking a code repository is cheap, whereas vulnerability tracking is resource-intensive.

### 3.2 Approach

To address this challenge, we introduce a new *history analysis* approach based on a global model of commits, such as the one materialized by SWH (see Section 2.4). In this model, code histories are deduplicated and thus linked together through the identities of shared commits.

Figure 3 recasts our QEMU/PANDA example in the context of a global commit model (here, SWH). The list of vulnerable commits can now be identified by listing commit nodes between introduction and fix commits. As a result, all commits in PANDA that were not detectable as vulnerable by separately analyzing the two repositories can now be spotted: by propagating the information that commit e63c3dc introduced the vulnerability and that commit 03d7712 fixed it, we can detect all PANDA commits starting at commit 16321d2 as potentially vulnerable.

To implement in practice this idea, we need to “label” each commit in the global commit graph with the set of known vulnerabilities affecting it. We will obtain these labels by propagating commit-level information about which commits

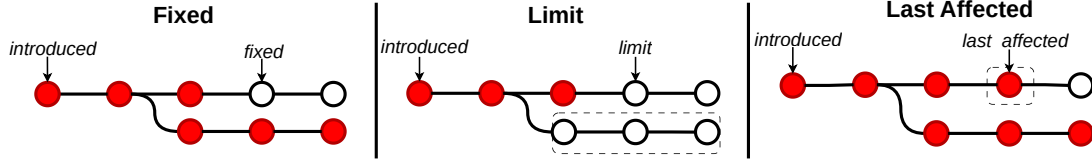


Fig. 4. OSV events and their semantics: commits filled in red are considered vulnerable, empty commits are not. Differences with fixed event are dashed.

introduce or fix vulnerabilities from upstream repositories to downstream forks. We detail below the algorithm we propose, that corresponds to a formalization of the evaluation semantics of OSV,<sup>8</sup> which is applied in that context to individual repositories, and generalized here to the global commit graph.

Although identifying vulnerable commits between introduction and fix commits may seem straightforward, this formalization captures the semantics of all event types defined by the standard and handles complex scenarios, including multiple reintroductions of the vulnerability.

This formalization provides a basis for understanding how vulnerabilities propagate in the global commit graph. Pseudo-code is given in Appendix A, and a complete implementation is available in the replication package.

*State.* We declare the following variables:

- `commit_graph = (C, E)`: A DAG of Commits  $C$  with Edges  $E \subseteq C \times C$  such that each edge  $(c_2, c_1) \in E$  indicates that  $c_2$  is a (recent) commit referencing a (previous) commit  $c_1$ .<sup>9</sup>
- `vuln_ranges = { $R_1, R_2, \dots, R_n$ }`, with each  $R_i$  a vulnerability range.
- With each range  $R$  a record of type:

$$R : \{\text{intro} \subseteq C, \text{fixed} \subseteq C, \text{limit} \subseteq C, \text{last} \subseteq C\}$$

where the different events are defined as follows, according to OSV semantics (see Figure 4):

- `intro`: the commit(s) that introduce a vulnerability.
- `fixed`: commit(s) where the vulnerability was fixed.
- `limit`: similar to `fixed`, but restricts the propagation of vulnerable commits to the branch where the limit commit is located. That is, whereas a `fixed` states that only branches containing it are considered to be no longer vulnerable, `limit` implies that other branches are not to be considered automatically vulnerable (usually, but not necessarily, because there are separate `limit` events for each of them).
- `last`: last affected commit, i.e., last vulnerable commit along a history branch.

*Global initialization.* The global mapping from commits to vulnerability ranges is maintained in the initially empty set:

$$\text{commit\_to\_vuln\_range} \leftarrow \emptyset$$

*Iteration over range.* The main loop of the algorithm fills the global mapping by iterating on all vulnerability ranges.

$$\forall R \in \text{vuln\_ranges} :$$

<sup>8</sup><https://ossf.github.io/osv-schema/#evaluation>

<sup>9</sup>In Git terminology  $c_1$  is called the *parent* commit of  $c_2$ , because it comes earlier, but in the commit graph, it is  $c_2$  that points to  $c_1$ .



The remainder of the algorithm, detailed below, happens within this loop.

*Local initialization.* For each range, we maintain a mapping from traversed commits to whether they are patched or not and use a stack to visit the subgraph starting at the introduction commit.

```

patched_commits  $\leftarrow \{\}$ 
stack  $\leftarrow R.intro$ 
 $\forall c \in R.intro, \text{patched\_commit}(c) \leftarrow \text{False}$ 

```

*Traversing the commit graph.* We perform a depth-first search (DFS) visit from all *introduced commits* to discover all reachable commits and evaluate their vulnerability status. The statuses of all parents is not necessarily known when a commit is analyzed, hence it needs to be dynamically updated during visit. For example, if a child is first processed from a vulnerable parent and later re-encountered from a patched parent, its status is updated, and the status of its children recomputed. In the case of merge commits, we apply a conservative policy of “fix propagation”: a merge commit is considered to be no longer vulnerable if at least one of its parent commits is already fixed.

```

While stack  $\neq \emptyset$  :
  c  $\leftarrow$  stack.pop()
   $\forall (c', c) \in E$  :
    is_patched(c')  $\leftarrow \neg(c' \in R.intro) \wedge (c' \in R.fixed$ 
       $\vee c' \in R.limit$ 
       $\vee \text{patched\_commit}(c')$ 
       $\vee \text{patched\_commit}(c)$ 
       $\vee c \in R.last)$ 
    If  $\text{patched\_commit}(c') \neq \text{is\_patched}(c')$  :
      patched_commit(c')  $\leftarrow \text{is\_patched}(c')$ 
      stack  $\leftarrow$  stack  $\cup \{c'\}$ 

```

*Limit filtering.* For ranges with limit events, we drop all vulnerable commits not on the relevant history branch.

```

If  $R.limit \neq \emptyset$  :
  patched_rev_filtered  $\leftarrow \emptyset$ 
  stack  $\leftarrow R.limit$ 
  While stack  $\neq \emptyset$  :
    c  $\leftarrow$  stack.pop()
     $\forall (c, p) \in E$  :
      If  $\neg \text{patched\_commit}(p)$ 
        patched_rev_filtered(p)  $\leftarrow \text{False}$ 
      stack  $\leftarrow$  stack  $\cup \{p\}$ 
  patched_commit  $\leftarrow$  patched_rev_filtered

```

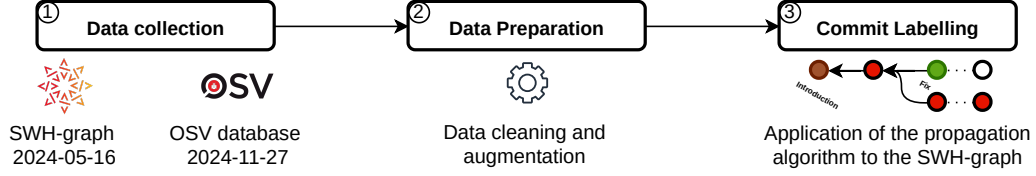


Fig. 5. Overview of the experimental protocol steps for RQ1

*Updating result.* Finally, the global vulnerability status of each commit is updated for the current range.

$$\begin{aligned}
 &\forall c \in C, \\
 &\quad \text{if } \neg \text{patched\_commit}(c) \\
 &\quad \quad \text{commit\_to\_vuln\_range}(c) \\
 &\quad \quad \leftarrow \text{commit\_to\_vuln\_range}(c) \cup \{R\}
 \end{aligned}$$

The final output is a mapping from commits to OSV ranges, and hence, associated vulnerabilities.

### 3.3 Research question

We described our automated approach for propagating commit-level vulnerability information from a code repository history to its forks using a unified model at the global scale of all publicly available commits. We now evaluate this approach by examining its ability to track vulnerability introductions and fixes across the open-source ecosystem. Thus we introduce our first research question: **RQ1: Is it feasible to propagate the information about which commits introduce and fix known vulnerabilities to the global commit graph of public code?** Answering this research question entails addressing its scalability aspect, due to size inflation: from around 100K–1M commits of a single repository to billions in the global commit graph.

The next section presents the experimental protocol we used to answer this research question. In case of positive answer, the propagation of introduction/fix information will lead to the identification of *potentially* vulnerable commits in all forks of a given open-source project. It is only “potential” at this stage, because forks that contain introducing, but not fixing commits can be unaffected by a vulnerability due to a number of reasons—which we will explore and address later in Section 4.

### 3.4 Experimental protocol

To answer RQ1, we execute a three-step experimental protocol to propagate OSV vulnerability information across the global commit graph from Software Heritage. Figure 5 presents an overview of the three steps of our experimental protocol, which are detailed below.

*Step 1: Data Collection.* We retrieve two key datasets: (1) a recent export of the global commit graph from Software Heritage<sup>10</sup> (version 2024-05-16), and (2) vulnerability information exported from OSV<sup>11</sup> as of 2024-11-27.

*Step 2: Data Preparation.* We perform data cleaning and augmentation on the OSV dataset. We identify and exclude ranges with inconsistencies, such as multiple event types pointing to the same commit or formatting issues. We also

<sup>10</sup>We used version 2024-05-16, documented at <https://docs.softwareheritage.org/devel/swh-dataset/graph/dataset.html>.

<sup>11</sup><https://google.github.io/osv.dev/data/#data-dumps>

exclude ranges containing events that reference commits absent from the SWH graph (e.g., commits more recent than our dataset snapshot). For data augmentation, we handle two special cases. First, when a vulnerability range specifies “0” as the introduction event (indicating the vulnerability existed from the repository’s inception), we identify the leaf commits of the associated repositories to complete the range. Second, we detect cherry-picked events across branches (potentially spanning different forks) by identifying commit messages containing the default Git pattern “cherry picked from commit. . .”. We add these detected cherry-picked commits as additional events within the same range.

*Step 3: Commit Labeling.* We apply the propagation algorithm described in Section 3.2 to the SWH commit graph using the augmented OSV ranges. The output is a comprehensive mapping from all SWH commits to their associated OSV vulnerability ranges. All experiments run on a server with  $16 \times 32$  GiB DDR4 memory, 3200 MHz; 6 TiB of SSD storage;  $2 \times$  AMD EPYC 7543 32-core CPUs, 2.8 GHz; Ubuntu 22.04.

### 3.5 Results

Figure 6 shows that, after commit labeling (step 3), starting from a set of 7162 repositories referenced by OSV, we could identify 2.2 million forks containing at least one presumed vulnerable commit. Note that we filter forks to keep only those containing at least one presumed vulnerable commit that is missing from the upstream repository. This excludes the trivial cases where downstream forks have not diverged from upstream in ways that are relevant for one-day vulnerabilities. Such cases can already be handled with state-of-the-art history analysis approaches, and are hence uninteresting for our experimental validation.

On average, each upstream repository affected at some point in its development history by at least one known vulnerability propagates it to 432 forks, which might remain affected. A first quartile of 0 and a median of 5 suggest that a few upstream repositories have a large amount of potentially vulnerable forks. Although the majority of vulnerable forks are hosted on GitHub, potentially vulnerable commits are spread across 312 distinct forges (by Internet domain name), confirming that vulnerable forks tend to spread around: platform-specific solutions are not enough to track them all.

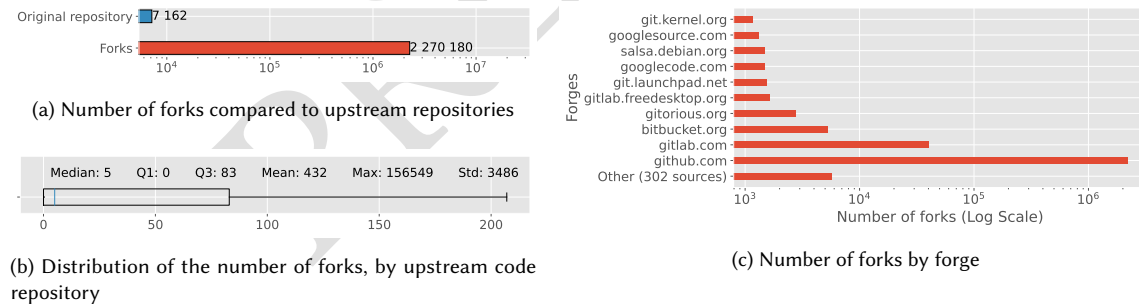


Fig. 6. Forks of OSV-referenced repositories, having at least one new vulnerable commit.

As shown in Figure 7, we identified 158.9 million commits as potentially vulnerable, 86.3 million of which can only be found in fork histories (by commit identity), accounting for 54.5% of all potentially vulnerable commits.

We can therefore conclude the following about RQ1:

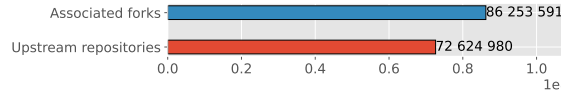


Fig. 7. Number of new vulnerable commits in forks compared to upstream repositories

**RQ1:** Starting from 7162 repositories, our *global history analysis* approach enables tracking introduction and fixes across 2.2 million forks on 312 forges.

What remains to be seen is how many of these *potential* vulnerabilities (according to commit-level information) are *actual* one-day vulnerabilities. We delve into this next.

#### 4 One-day vulnerable forks

Our *global history analysis* propagated vulnerability information across 2.2 million forks, identifying 86.3 million *potentially* vulnerable commits not present in upstream repositories. However, the presence of a vulnerable commit in the development history of a fork does not necessarily mean the fork is vulnerable in practice. For starters, the presumed vulnerable commit might not be the most recent (or “head”) commit, that users are most exposed to. Second, the fork might not have any (or every few) actual users, as it is the case for most social forks, created just to submit pull/merge requests and not used by anyone else. Also, forks may have applied patches *equivalent* to the upstream fix through alternative means; they also fix the vulnerability, but not are not recognized as fixes by our global history analysis. Finally, forks might not be vulnerable because they diverged significantly from the upstream codebase, making impossible to trigger the original vulnerable code path.

To assess the practical usefulness of our approach to detect one-day vulnerabilities in downstream forks, we must distinguish between forks that are actually vulnerable and actively used versus those that represent false positives or have negligible real-world impact. This section focuses on identifying and validating actual one-day vulnerabilities in relevant forks with actual user bases.

##### 4.1 Research question

We proceed to investigate whether the *potential* vulnerabilities we have identified with RQ1 correspond to actual one-day vulnerabilities in real-world forked OSS. Thus, we introduce our second research question: **RQ2: Can we leverage the proposed *global history analysis* approach to detect at scale one-day vulnerabilities in real-world forked OSS?**

The next section presents the experimental protocol we used to answer this research question.

##### 4.2 Experimental protocol

To answer RQ2, we propose a multi-stage experimental protocol composed of three phases: First, we identify forks with unpatched head commits that remain vulnerable; Second, we apply a series of filters to focus on high-impact forks and vulnerabilities; Third, we validate our findings through both manual code audit and confirmation from project maintainers. Figure 8 presents an overview of the three steps of our experimental protocol, which are detailed below.

**4.2.1 Identifying forks with unpatched heads.** To identify one-day vulnerabilities, we focus on the most recent commit in a repository branch that remain vulnerable, which we call *unpatched heads*. A fork containing an unpatched head

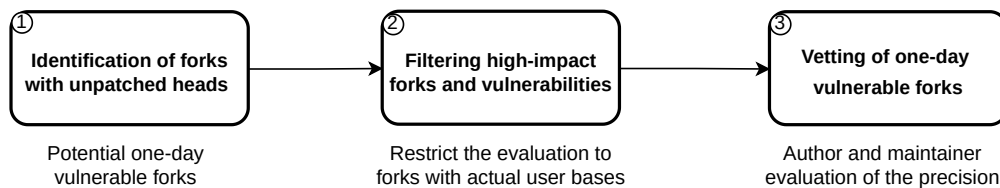


Fig. 8. Overview of the experimental protocol steps for RQ2

is a *presumed one-day vulnerable fork*. This allows to exclude forks that had at some point in their history vulnerable commits, but have patched them since.

**4.2.2 Filtering high-impact forks and vulnerabilities.** We identified in the previous section a large number of forks impacted in their history by referenced vulnerabilities (cf. Figure 6a). However, many of these are likely inactive or social forks with no real user base [23, 68]. For RQ2, evaluating our approach for detecting real-world one-day vulnerabilities requires us to identify *high-impact forks*, that we defined as forks with actual user bases and affected by high-severity vulnerabilities.

*Popularity filtering.* We first filter on the size of the user-base of a forked repository. To approximate this criterion, we rely on repository popularity metrics, specifically the number of stars and forks (of the fork itself, i.e., transitive forks of the upstream project) provided by GitHub. The filtering criteria were defined as follows: we only keep forks hosted on GitHub with more than 100 stars and more than 10 forks.

Note that, while Software Heritage (SWH) is more general than just GitHub, from now on we restrict the analysis to only projects archived by SWH and originally hosted on GitHub. This is because SWH currently does not archive popularity metrics for platforms other than GitHub. Since the vast majority (97%, as shown in Figure 6c) of the forks detected as potentially vulnerable by our approach are hosted on GitHub anyway, this restriction has a limited quantitative impact.

*Severity filtering.* Second, we limit our analysis to vulnerabilities with CVSS severity of “high” or more. This allows us to focus on a limited number of potentially high-impact vulnerabilities, which we can in the following manually audit and contact maintainers about. (It would be unfeasible to do so for vulnerabilities of all severities identified thus far.)

*Stale filtering.* We exclude from further analysis forks that have been archived on GitHub or where the affected head commit is not located in the main branch. The former denote products that are explicitly marked as no longer maintained; the latter are in general stale branches of limited impact on actual users. We also exclude repositories with no recent activity, i.e., a most recent commit with date older than 2023-01-01.

Finally, we exclude cross-referenced pairs of  $\langle \text{fork}, \text{vulnerability} \rangle$ , i.e., forks that did not apply a specific vulnerability patch but have another vulnerability entry associated with a different patch.

*Divergence filtering.* Forks can diverge in such a way that make a specific vulnerability not applicable to them. We use a heuristic to identify and exclude automatically divergent forks. We examine the files impacted by the fix commit. If at least one of the modified files is not present in the fork repository, we exclude the  $\langle \text{fork}, \text{vulnerability} \rangle$  pair from further analysis. The rationale for this is that if the code that needs patching is no longer there, the code base is unlikely

to be affected by the associated vulnerability. While executing this filtering step, we track file renames properly using `git log follow -find-rename`.

**4.2.3 Vetting of one-day vulnerable forks.** Once we have filtered the forks and vulnerabilities of interest, we evaluate the extent to which our approach successfully identifies one-day vulnerable forks. We employ a two-phase validation procedure: In the first phase, we manually audit the source code for each  $\langle \text{fork}, \text{vulnerability} \rangle$  pair, to identify potential false positives. In the second phase, we contact the corresponding fork maintainers to obtain further confirmation from them regarding the impact of the vulnerability. This also acts as responsibly disclosing the vulnerability to them, so that they can fix it if needed. In contrast to the general vulnerability detection literature, the detection of vulnerability propagation across fork ecosystems lacks a ground-truth dataset. We therefore treat maintainers’ responses as the ground truth for evaluating the proportion of false positives produced by our approach, i.e., its precision. However, in the absence of a comprehensive ground-truth dataset, we cannot reasonably estimate the proportion of false negatives (i.e., recall). Constructing a reliable ground-truth dataset for evaluating vulnerability propagation across fork ecosystems remains an open research problem.

*Manual code audit.* Before manually evaluating each  $\langle \text{fork}, \text{vulnerability} \rangle$  pair, we conduct an evaluation of the data quality of the vulnerability report used as input of our approach. CVE databases are growing massively and rely heavily on unstructured data for which quality and consistency are a common concern [12]. Although it follows a standardized format, the OSV database—which aggregates multiple vulnerability databases—is not exempt from data-quality issues. For instance, many “fixed” commits do not precisely reference the actual vulnerability patches. Instead, fixed commits may point to catch-all release commits that include all changes associated to a new release, making it difficult to pinpoint the actual change that carried the security fix (cf. Section 7.2). Since these imprecise entries make it impossible to reliably assess whether a fork has incorporated the corresponding vulnerability patch, and thus impede the evaluation of our approach, we remove them from our analysis. In addition, the objective of this evaluation is to assess our approach, and not the quality of CVE reports.

Then we detect, on a local clone of the repository of each fork potentially affected by a vulnerability, cherry picks based on Git patch IDs.<sup>12</sup> While we already detected and propagated some cherry picks in the implementation of RQ1, we did it back then solely based on commit message traces, which might miss other cases. Patch ID-based detection of cherry picks is more thorough, but it requires diff analysis, which was not feasible for us at the global scale of all Software Heritage commits. We hence perform it at this stage, propagating cherry pick information, which allows to detect equivalent fix commits that might have been missed before.

Finally, an author evaluates all the remaining  $\langle \text{fork}, \text{vulnerability} \rangle$  pairs to check whether an equivalent patch, not yet detected, had been applied in the fork, according to the following protocol:

- Read the CVE description.
- Read the diff/patch of the commit that fixes the vulnerability.
- For each modified snippet (“diff hunk”), verify that it is indeed missing in the code base of the fork.
- If an alternative patch is found, make the pair  $\langle \text{fork}, \text{vulnerability} \rangle$  as false positive; mark it as true positive if not.

*Maintainer notification.* We contacted the maintainers of remaining forks identified as affected by one-day vulnerabilities. This constitutes both responsible disclosure of potential security issues that we identified, and provides the

<sup>12</sup><https://git-scm.com/docs/git-patch-id>

opportunity to ultimately validate our findings by the most relevant experts that exist: the maintainers. Based on the maintainer responses, we ultimately classify presumed vulnerable forks as:

- *False positive*: the fork is not vulnerable for reasons we could not identify on our own, e.g., the vulnerability was not applicable to it or the patch was applied via means we did not detect;
- *True positive*: the fork is actually vulnerable.

### 4.3 Result

**4.3.1 Fork with unpatched head.** We identify 1.7 million presumed one-day vulnerable forks with unpatched head commits, representing 77.7% of all forks previously identified as containing at least one vulnerable commit in their histories (Figure 9).

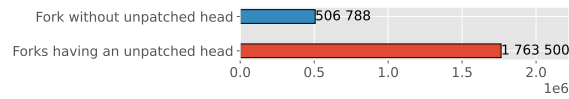


Fig. 9. Forks having a presumed vulnerable commit in their history: proportion of fork having an unpatched head

**4.3.2 Filtering forks and vulnerabilities of interest.** Figure 10 presents the detailed filtering workflow and reports, for each macro step, the number of forks and vulnerabilities retained after filtering.

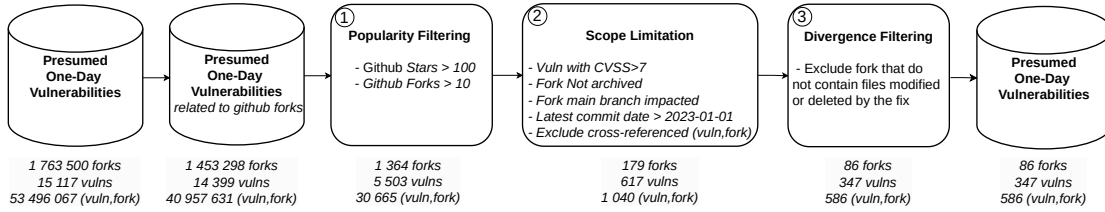


Fig. 10. Result of the selection of forks and vulnerabilities of interest

The popularity filtering (cf. Stage 1 of Figure 10), yields 1364 forks out of 1.76 million, confirming that only a small fraction of forks with a presumed one-day vulnerability are popular. The second step, limiting the scope of the analysis (cf. Stage 2 of Figure 10) yields 1040 pairs of  $\langle \text{fork}, \text{vulnerability} \rangle$  out of 30 665. Detailed numbers of each sub-filter of this stage are available in the reproduction package [28]. The third step, filtering divergent forks, (cf. Stage 3 of Figure 10), yields 586 pairs of  $\langle \text{fork}, \text{vulnerability} \rangle$  with 347 distinct vulnerabilities and 86 forks of interest. The divergence heuristic filters out 43% of the pairs of  $\langle \text{fork}, \text{vulnerability} \rangle$ , meaning that the modified files associated with the vulnerability are not found in the fork. It confirms that, although sharing common history, forks can diverge significantly.

**4.3.3 Vetting of one-day vulnerable forks.** Now that we have selected fork and vulnerabilities of interest, we conducted the author and maintainer evaluation.

*Author Evaluation.* Figure 11 presents the execution of the author evaluation protocol, for each step, the number of forks and vulnerabilities retained after filtering.



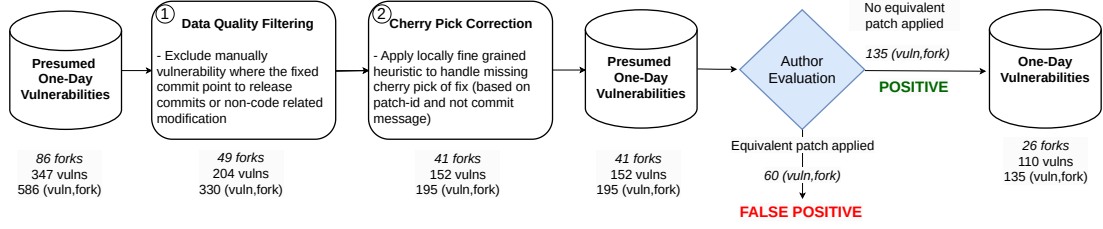


Fig. 11. Author evaluation protocol

The data quality filtering (cf. Figure 11) yields 204 vulnerabilities out of the 347. The correction of the cherry-pick heuristic yields 195  $\langle \text{fork}, \text{vulnerability} \rangle$  pairs associated with 152 unique vulnerabilities and 41 forks of interest. On average we observe 4.76 CVEs per fork with a median of 2, a first quartile of 1, a third quartile of 3 and a maximum of 100. Two outlier forks are present and associated respectively with 100 and 8 CVEs.

All of these pairs are then manually evaluated to determine whether an equivalent patch has been applied or not (cf. Figure 11). This evaluation resulted in 135 positive and 60 false-positive  $\langle \text{fork}, \text{vulnerability} \rangle$  pairs, corresponding to a precision of 0.69. This means that 69 % of evaluated pairs considered positive are actually positive based on author evaluation. Given that the two outlier forks account for more than half of all evaluated pairs, we conducted a secondary analysis in which these outliers were excluded. This second analysis yielded a precision of 0.6, showing the limited impact of outliers.

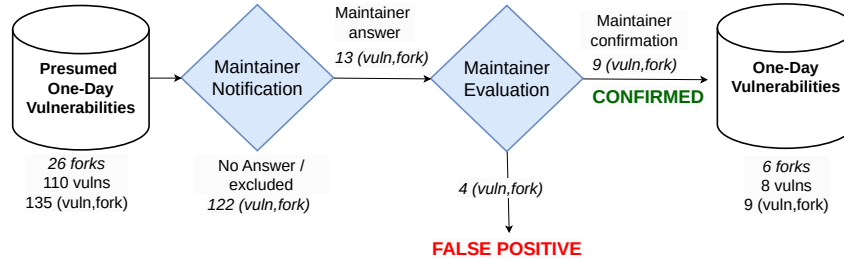


Fig. 12. Maintainer evaluation protocol

**4.3.4 Maintainer notification.** Figure 12 presents the execution of the maintainer evaluation protocol: for each step, the number of forks and vulnerabilities retained after filtering. Out of the 135  $\langle \text{fork}, \text{vulnerability} \rangle$  pairs, we excluded 8 pairs because during the final due diligence before contacting maintainers, these forks were explicitly marked as deprecated or not intended for use (including some meant for educational purposes only). All the remaining fork maintainers have been notified. Among the candidates for confirmation, here are a few notable examples:

- `sonyxperiadev/kernel`: the community Linux kernel fork by the Sony corporation, for Xperia Android devices.
- `panda-re/panda`: a platform for Architecture-Neutral Dynamic Analysis (our initial example).
- `reMarkable/linux`: the Linux kernel fork for reMarkable eInk tablets.
- `go-nv/goenv`: a fork of `pyenv`, adapted to `go` ecosystem.

We received 13 responses, with 9 confirmed one-day vulnerabilities and 4 false positive *(fork, vulnerability)* pairs. For the remaining ones, we are awaiting confirmation. The confirmed one-day vulnerabilities result in a precision of 0.69. This means that 69 % of the positive pairs from our author evaluation have been confirmed.

We received two types of responses: (1) from active communities where the maintainers of the repositories quickly responded and fixed the vulnerability, (2) from less active forks, with communities lacking maintainer resources and struggling to keep up with upstream.

An example of the first type of response is from `github.com/sonyxperiadev/kernel`, vulnerable to CVE-2021-45485 and CVE-2021-4154, whose maintainers fixed the vulnerability within days. The majority of the responses were of the second type, with maintainers acknowledging the vulnerable status of their fork, but lacking the resources to address it.

Our conclusion for RQ2 is as follows:

**RQ2:** *Global history analysis* is effective in supporting the identification of downstream forks affected by one-day vulnerabilities, as exemplified by the PANDA and Xperia case. Among the 195 evaluated pairs of *(fork, vulnerability)*, 135 remains positive after author evaluation, (precision of 0.69). We received 13 responses from fork maintainers, confirming 9 one-day vulnerabilities (precision: 0.69 based on maintainer responses).

## 5 Integration in software development processes

We have established that, by propagating information about commits that introduce and fix vulnerabilities throughout the global history graph, we can identify high-severity, unfixed one-day vulnerabilities in forks of open source projects with significant user bases. Knowing about them is a precondition for securing OSS, which our approach enables at a global scale. We now turn our attention to how and where this knowledge and approach can be integrated in current software development processes.

### 5.1 Integration scenarios

Figure 13 presents three distinct scenarios in which our approach could be applied: 1) It can assist fork maintainers in recognizing vulnerabilities that have been reported in other forks and are also relevant to their own, for potential integration; 2) Downstream of maintainers, knowledge of potentially unfixed one-day vulnerabilities is relevant for fork users as well, to derisk their use of the software; 3) Along the global software supply chain, in the context of traditional dependency-based audits, the same knowledge approach can be integrated to warn users about *dependencies that are themselves forks* and have potentially not integrated upstream vulnerability fixes.

### 5.2 Real-world example

Recently, on October 21, 2025, the maintainer of `krata-tokio-tar`<sup>13</sup>, an archived fork of `async-tar`<sup>14</sup> (a Rust library for asynchronously reading and writing TAR files), disclosed a high-severity vulnerability (CVSS) that can lead to remote code execution (CVE-2025-62518). Figure 14 presents the fork ecosystem and the impact of this vulnerability.

<sup>13</sup><https://www.edera.dev/stories/tarmageddon>

<sup>14</sup><https://github.com/dignifiedquire/async-tar>

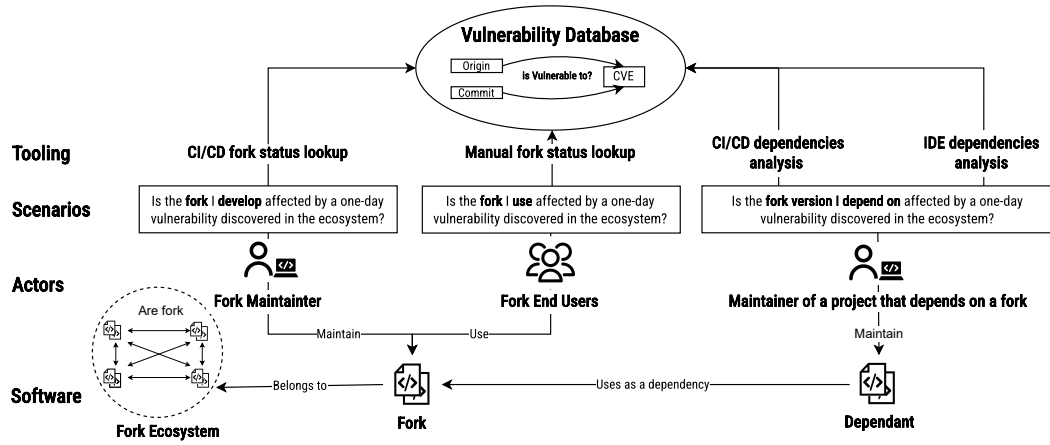


Fig. 13. Integration scenarios where fork maintainers and users can leverage the proposed global history analysis to detect one-day vulnerabilities

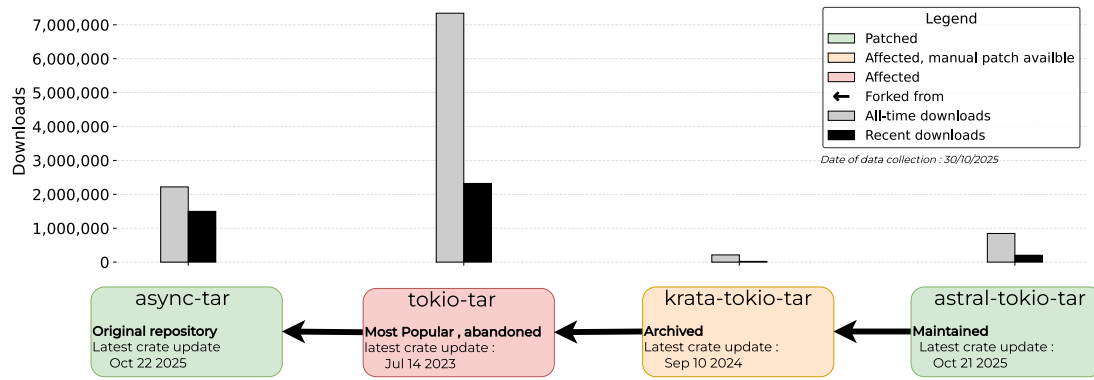


Fig. 14. CVE-2025-62518 TARMageddon - Impact on async-tar fork ecosystem

This vulnerability has attracted attention in the news<sup>15</sup> because the most widely used fork in the async-tar ecosystem, tokio-tar is currently abandoned, while still being downloaded more than 2 million times in the last 90 days, and remains unpatched. In contrast, the maintained fork *astral-tokio-tar*<sup>16</sup> had only 203 000 downloads in the last 90 days.

CVE-2025-62518<sup>17</sup> has been associated with the astral-tokio-tar OSS. This case is a perfect example of why *global* history analysis and propagation is important: tools such as OSV-Scanner [20] and Dependabot [18] do not notify OSS projects that depend on vulnerable forks such as tokio-tar. Also, they *could not*, even if they wanted to, short of crawling all public code available, materializing its global development history as SWH does, and reimplementing on top of it,

<sup>15</sup><https://thehackernews.com/2025/10/tarmageddon-flaw-in-async-tar-rust.html>

<sup>16</sup><https://github.com/astral-sh/tokio-tar>

<sup>17</sup><https://osv.dev/vulnerability/CVE-2025-62518>

essentially, the approach we present with this work—there are no shortcuts. As a result, both fork maintainers and fork users must manually track vulnerabilities across the fork ecosystem.

We argue that the lack of automated notification for vulnerable and unmaintained forks is one of the factors contributing to their continued usage. In this case, `tokio-tar` is vulnerable, yet no tools currently handle this situation at scale. Important OSS such as `wasmCloud`<sup>18</sup> and `testcontainers`<sup>19</sup> were impacted by this vulnerable dependency on `tokio-tar` and were notified manually by individuals aware of the potential impact.

### 5.3 Public database

Instrumenting the three use cases described above requires a database that maps individual commits (identified by their intrinsic identifiers) to the set of vulnerabilities affecting them according to our global history analysis. In addition, having a derived mapping from fork URLs (origins) to associated vulnerabilities detected as impacting its head commit also helps, to simplify lookup by project URL.

Such a database exposes vulnerability labels prior to the filtering of forks and vulnerabilities of interest performed in Section 4.3.2, to enable everyone to perform their own filtering and assessment. It also, in a sense, “democratizes” access to this kind of information, enabling independent security researchers to set up one-day vulnerability monitoring and alerting services, which are currently only operated by major software platform operators, such as GitHub and GitLab.

For the case study presented in Section 5.5, we reuse the database built for the analyses associated with the two research questions of this paper, using the Java SWH-Graph API and the 2024-05-16 snapshot of the graph (see Section 3.4).

We also re-implemented the database construction pipeline using the latest SWH-Graph Rust API in order to run it on a more recent snapshot of the graph and to export the resulting datasets in standard Parquet format. The website showcase in the next section is based on the most recent version of this database, built from the 2025-10-08 snapshot of the Software Heritage graph. The source code for this re-implementation, together with the Parquet datasets, will be made publicly available.

### 5.4 Website showcase

As an easy-to-use client to the publicly accessible database, we provide a demonstration website<sup>20</sup> that allows users to query the database interactively. The site enables fork maintainers to manually check the status of their forks, by URL. Additionally, it allows any user to inspect the status of a specific commit, for example, one that their software depends on. This second access mechanisms allows for integration into automated workflows like CI that would want to verify commits as part of security assessments before release or production deployment.

### 5.5 Case study: Git submodules and Go dependencies

As a concrete example of how to integrate our approach with development processes, we implemented a prototype tool that analyzes an existing code repository to identify one-day cross-fork vulnerabilities in its dependencies. The tool currently supports two dependency mechanisms: Git submodules (common in C/C++) and `go.mod` files (used in Go repositories). We use the database to assess the status of submodules or Go dependencies. For submodules, the parent code repository is cloned to extract the commit hashes referenced by each submodule. These hashes are then matched

<sup>18</sup><https://github.com/wasmCloud/wasmCloud/pull/4824>

<sup>19</sup><https://github.com/testcontainers/testcontainers-rs/pull/852>

<sup>20</sup><https://didyouforkgetit.dev>

against the database to identify associated vulnerabilities. For Go, the `go.mod` file is parsed to extract dependencies that specify GitHub repositories and tags. The GitHub API is queried to resolve the tag to a specific commit, which is then checked against our knowledge base of known vulnerabilities.

We evaluated our prototype tool by conducting one synthetic experiment and a larger-scale empirical analysis in the real world. For the synthetic experiment, we created an example repository depending on `panda-re` via a Git submodule pointing to an old vulnerable commit (`f052389a634debd148e820d6bf88b5a77fe670d7`). Our tool automatically identified that the submodule is affected by CVE-2019-13164 (discussed previously), showing that this approach can identify vulnerabilities inherited via Git submodules.

Next, we crawled the 1000 most popular Go code repositories containing a `go.mod` file and used the tool on each of them. This analysis allowed us to find 10 unique potentially vulnerable dependencies, effectively used in 21 repositories out of the 300 most popular ones. This analysis provides a first feedback that could be analyzed further by the go community, enhancing the reliability and the confidence in their open-source ecosystem.

## 6 Related work

### 6.1 Detection of vulnerable dependencies

The propagation of vulnerabilities through dependency graphs has garnered significant scholarly attention in recent years [65]. Recognized as a critical threat to the security of the open-source software supply chain [14, 27], this phenomenon has been extensively investigated across major software ecosystems [30, 35, 43, 44, 47, 64]. In parallel, the emergence of tools like Renovate<sup>21</sup> and GitHub Dependabot [18] has spurred a growing body of research, highlighting both their potential benefits and inherent limitations in mitigating such risks [1, 21, 33, 40, 49]. Building upon this foundational work, this paper shifts the focus from dependency-based reuse to fork-based reuse. While forks are popular in open-source, their role in the propagation of vulnerabilities remains unexplored. Our work addresses this gap, offering new insights into the security implications of forking.

### 6.2 Detection of vulnerable fork versions

Yi et al. [63] identified the propagation of 116 vulnerabilities to 16 forks of two blockchain projects using code clone detection techniques. They then characterized the propagation of vulnerabilities and patching practices within the blockchain ecosystem. Their analysis identified unpatched vulnerabilities in 13 out of 16 forks. In comparison, our study is conducted on a much larger scale (thousands of projects, millions of forks) and is not restricted to forks of specific projects or applicative contexts (like blockchain); instead, we analyze the global commit graph of public code, using SWH as its proxy.

In addition to full research papers, the detection of vulnerable fork versions has also been explored in more exploratory contexts, like research hackathons. In their entry at the Mining Software Repositories (MSR) 2021 Hackathon, Reid et al. [50], used World of Code (WoC) [36] to perform file history analysis: given a patch, they identify all previous versions of the files modified by the patch, which they consider as vulnerable. They then identify forks whose HEAD contains such vulnerable files. This file-based approach cannot handle projects that have modified the impacted files. In contrast, our approach is based on commit history analysis of vulnerability introduction and fixes, allowing to detect all commits that have the vulnerability-introducing commit in their ancestry without containing the corresponding fix.

<sup>21</sup><https://docs.renovatebot.com/>

### 6.3 Detection of vulnerable software versions

Vulnerability detection enables the identification of vulnerabilities within specific versions of software. Lin et al., in a recent literature review [33], distinguish between two types of vulnerability version detection: *traditional vulnerability detection* composed of static or dynamic analysis to detect vulnerability patterns from vulnerability signatures defined by experts and *deep learning-based* approaches.

#### 6.3.1 Traditional Vulnerability Detection.

*Code clone detection.* The first kind of traditional vulnerability detection rely on code clone detection to detect vulnerable patter. Different type of code clone exist [33]:

- Type 1 (Exact clones): Code fragments are identical except for comments or whitespace.
- Type 2 (Renamed clones): Built upon Type 1 by also allowing changes in identifiers, literals, or types.
- Type 3 (Restructured clones): Built upon Type 2 by also permitting modifications such as additions, deletions, or rearrangements of code.
- Type 4 (Semantic clones): Code fragments may differ textually in any way, but are functionally equivalent.

Code clone detection techniques in the literature can also be classified based on the granularity of the code representation on which they operate [33]. These include text-based techniques [26, 38], token-based techniques [53, 58], tree-based techniques [59, 70], graph-based techniques [9], and measure-based techniques [31, 66].

*Binary code analysis.* In addition to source code analysis, some techniques also analyze directly the binary to also handle software for which the source code is not available. Similarly to code clone detection, static [11, 17] or dynamic methods [6, 13] are used to detect clones in assembly language code.

*Formal methods.* Formal methods approaches exist in the literature, including *symbolic execution* for systematic path exploration [5], fuzzing and hybrid testing techniques [7], and *taint analysis*, which analyzes vulnerable data flows and extracts vulnerable execution traces [24].

*6.3.2 Deep learning-based vulnerability detection.* These techniques rely on features extracted from source code, vulnerabilities, and their associated metadata. They leverage code pattern learning to avoid manually defining vulnerability signatures. Such approaches typically use curated vulnerability datasets, enabling the detection of both known vulnerabilities and zero-day vulnerabilities in a codebase. Different types of deep learning models have been explored for this purpose, including Convolutional Neural Networks (CNNs) [52], Recurrent Neural Networks (RNNs) [32], Graph Neural Networks (GNNs) [69], and NLP-based models such as VulDeBERT [25].

All these methods can be applied systematically on each commit. However, applying them at large scale is unfeasible in general, due to the amount of computing resources needed.

*6.3.3 Hybrid history analysis.* The previous methods aim to identify the presence of a vulnerability in a specific software version. Some approaches combine vulnerability detection techniques with Version Control System (VCS) history analysis to identify vulnerable versions. The main advantage of these approaches is that they avoid analyzing every software version individually by leveraging historical information.

Several approaches build upon SZZ [54] and its variants, originally designed to identify bug-introducing commits from fixing commits, to enumerate vulnerable software versions. For example, V-SZZ [2] adapts the SZZ algorithm for vulnerability detection. It uses static analysis to identify bug-inducing commits, i.e., commits that modified the lines

impacted by the fix. Then, V-SZZ traverses the Git history to identify vulnerable commits associated with version tags, i.e., commits that are reachable from an inducing commit and not reachable from the fixing commit.

These algorithms address a fundamentally different problem from ours. They start from a commit known (or assumed) to fix a vulnerability and trace back the corresponding introducing commit. In contrast, the problem we address is to track forked repositories where, by definition of a one-day vulnerability, the fixing commit is not present yet. Therefore, SZZ-based algorithms cannot be directly applied in our setting. The main challenges of the problem we aim to solve are different: on the one hand, identifying all existing repositories that are still affected (a scalability issue, which we address), and on the other hand, identifying impacted commits that may have different identifiers (an identification issue, which we address by propagating OSV semantics across the global commit graph).

Wu et al. [61] compare the execution time of six SZZ-derived approaches (V-SZZ [2], VERJAVA [55], V0Finder [60], MVP [62], VUDDY [26], and VISION [61]) on 102 CVEs within 79 libraries and more than 12,073 library versions. Although the authors do not provide details about the hardware used, their results can be used to compare orders of magnitude. Their results show that these approaches take, on average, between 0.01 and 187 seconds to analyze a single library version and determine whether it is vulnerable, and between 1.42 and 17 771 seconds ( $\approx 5$  hours) to analyze all versions for a single vulnerability. In our setting, we analyze 53 million  $\langle \text{fork}, \text{vulnerability} \rangle$  pairs associated with 1.7 million forks. Applying previous approaches at this scale would require between 2.7 years and 33 thousand years under the same experimental conditions of VISION [61].

This estimation further assumes that all forks are already identified, which is not possible without a global model, and that all forks are locally available. In practice, the cost of retrieving such a large number of Git repositories would far exceed the execution time of the analyses themselves, making these approaches impractical at global scale.

We reuse existing database (OSV) with introduction and fix commit and only rely on commit history analysis to identify vulnerable version, thus as demonstrated our approach can be applied at large scale. However, we acknowledge that quality issues are known in vulnerability database [41], with conservative declaration of vulnerability introduction, for instance some vulnerability entry declare the root commit as the introduction commit. We could reuse SZZ(s) approaches to both improve introduction commit identification but also increase at lower scale the precision of our approach.

#### 6.4 Vulnerability Lifecycle Analysis

Several studies have investigated the patch development lifecycle using metrics such as “CVE lifespan” [29, 48], vulnerability distribution [29], as well as the dependencies and recurrence of vulnerabilities [34].

Tan et al. [56] studied the application of patches related to 806 CVEs across 608 stable branches of 26 popular OSS projects. They observed that 80% of CVE-branch pairs are unpatched; although considered stable, many branches are no longer actively maintained, resulting in a lack of patch propagation. Their observations, conducted at the granularity of repository branches, provide further evidence of the need for automated methods and tools to track vulnerability propagation across fork ecosystems.

## 7 Discussion

### 7.1 Implication on development practices

*Forking is easy, maintaining is hard.* With the advent of collaborative platforms such as GitHub, soft-forking a code repository now takes a single click. However, maintaining a hard fork is not as straightforward. Maintaining



a fork is challenging and in practice translates to only “infrequent propagation” of changes [4] from upstream to downstream code repositories. Our analysis highlights a real issue concerning the maintenance of open-source forks, many vulnerabilities could be easily fixed, but are not due to the lack of human resources in the downstream, forked project.

Limiting vulnerability risk requires establishing a strategy for integrating upstream changes while limiting conflicts and manual intervention. These strategies, such as periodic *cherry-pick*, *merge*, or *merge rebase*, although they are used in practice<sup>22</sup>, are only covered in a few studies from the literature [4].

Depending on the objective of the fork and the level of divergence with the upstream code repository, these strategies will ultimately require maintenance resources that many OSS project simply do not have. Many CVEs still fall under the radar of a large number of these forks. This underscores the need for automated tools, not only to notify maintainers—like those we introduced with this work—but also to automatically apply fixes, which is a relevant direction for future work.

*Limiting false positives.* To limit false positives, fork maintainers can adopt strategies to apply security patches, such as using cherry-picks or merging when feasible and including the CVE ID in the patch commit if an alternative patch is used. This method allows our approach to handle patches automatically and limit false positives.

In Section 4.2, we propose a divergence heuristic based on the presence of files modified by a vulnerability patch in a fork. Other heuristics could be designed. For instance, fork maintainers could restrict the analysis to vulnerabilities impacting specific files or folders. As an example, the maintainer of `sonyxperiadev/kernel` provided feedback that, as they maintain a fork of the Linux kernel intended for the ARM architecture, they are not impacted by x86-specific vulnerabilities, even if this code is present in their fork.

*The opportunity for a proper mapping between semantic versioning and version control.* In this work, we demonstrate the potential of using version control systems (VCS) to handle vulnerability analysis, focusing on propagating information about vulnerability introductions and fixes across the open-source ecosystem. This analysis has been possible thanks to a precise mapping between declared impacted software versions and their version history, here a commit hash. An important portion of the OSV reports declare only introductions and fixes using semantic versioning and were therefore excluded from our analysis. Thus, providing a proper mapping between the source code and semantic versioning represents an opportunity to increase the scope of the analysis and cover more CVE.

## 7.2 Threats to validity

*Conclusion validity.* Our analysis is based on a representation of the global commit graph provided by Software Heritage. Therefore, our approach is only applicable to forks for which the commit history is publicly accessible, excluding closed-source forks. Nevertheless, our approach could be used to analyze the closed-source commit graph of an organization’s codebase.

*Reliability.* The results obtained in this work can be reproduced with the same input data. The manual analysis protocol is susceptible to human error, though we mitigated this risk with a rigorous protocol that culminates with validation by project maintainers.

<sup>22</sup><https://web.archive.org/web/20250114052242/https://github.blog/developer-skills/github/friend-zone-strategies-friendly-fork-management/>

*Internal validity.* Our approach (cf. Figure 10) relies on GitHub popularity metrics to identify forks with high-impact risks, i.e., forks with relevant user bases potentially affected by high-severity vulnerabilities. Different filtering conditions can be designed based on different platform-specific popularity metrics or constraints based on intrinsic metadata [37], with the aim of detecting forks that are interesting according to different criteria.

*Construct validity.* During the propagation of vulnerability information to the global commit graph, we detected and propagated cherry-picked commits only based on explicit mentions in commit messages ("cherry picked from commit . . ."), cf. the `-x` option of the `git cherry-pick` command.<sup>23</sup> Only later after scope filtering we also detected and propagated cherry-picked commits based on Git patch IDs. This might have resulted in missing cases during the propagation of vulnerability information. This is primarily an engineering limitation, which does not impact the actual vulnerabilities we confirmed. We could have ended up detecting *other* vulnerabilities with a more thorough cherry pick detection during the propagation phase. At the time of writing, mass computation of patch IDs on the entire Software Heritage (SWH) archive is ongoing; it will hence become soon possible to also fix the current engineering limitation.

*External validity.* The representation of the global commit graph used is the one provided by Software Heritage. Therefore, our analysis is dependent on the Software Heritage archive and can be impacted by inconsistencies in the archived data. The quality of the vulnerability database [12], also impacts our analysis. Incorrect "fixed" commits, which do not contain the actual fix, such as those filtered in Section 4.2.3 can prevent the evaluation of the fork impact. However, it does not necessarily mean that the propagation of such events is incorrect, as they can indeed be assimilated to "last\_affected".

## 8 Conclusion

In this paper, we leverage the global commit graph to track, at a large scale, one-day vulnerabilities (i.e., known but unfixed vulnerabilities) across forks of open source projects. Our analysis underscores the far-reaching impact of vulnerabilities in millions of OSS products. More importantly, it highlights the opportunity to leverage the shared development history between upstream projects and their forks, to develop automated tooling that can reinforce the security of the global OSS supply chain.

Experimentally, by tracking one-day vulnerabilities associated with 7162 initial repositories, we identified 86.3 million presumed-vulnerable new commits (missing from the original upstream repository) in forks and 1.7 million potentially unpatched forks. We validated our approach by manually vetting unpatched forks, ultimately obtaining confirmation by upstream maintainers of 9 high-severity one-day vulnerabilities in actively used forks.

*Perspectives.* This work paves the way to semi-automated analyses that could benefit fork maintainers, users, and security auditors—by notifying them of potential one-day vulnerabilities in relevant code repositories.

As a future perspective, our work can also explore the use of vulnerability detection techniques from the literature to enhance the detection of equivalent commits that introduce or fix vulnerabilities.

<sup>23</sup><https://git-scm.com/docs/git-cherry-pick>

## References

- [1] Mahmoud Alfadel, Diego Elias Costa, Emad Shihab, and Mouafak Mkhallalati. 2021. On the Use of Dependabot Security Pull Requests. In *18th IEEE/ACM International Conference on Mining Software Repositories, MSR 2021, Madrid, Spain, May 17-19, 2021*. IEEE, 254–265. <https://doi.org/10.1109/MSR52588.2021.00037>
- [2] Lingfeng Bao, Xin Xia, Ahmed E Hassan, and Xiaohu Yang. 2022. V-SZZ: automatic identification of version ranges affected by CVE vulnerabilities. In *Proceedings of the 44th international conference on software engineering*. 2352–2364.
- [3] Fabrice Bellard. 2005. QEMU, a Fast and Portable Dynamic Translator. In *Proceedings of the FREENIX Track: 2005 USENIX Annual Technical Conference, April 10-15, 2005, Anaheim, CA, USA*. USENIX, 41–46. <http://www.usenix.org/events/usenix05/tech/freenix/bellard.html>
- [4] John Businge, Moses Openja, Sarah Nadi, and Thorsten Berger. 2022. Reuse and maintenance practices among divergent forks in three software ecosystems. *Empirical Softw. Engg.* 27, 2 (March 2022), 47 pages. <https://doi.org/10.1007/s10664-021-10078-2>
- [5] Cristian Cadar, Vijay Ganesh, Peter M. Pawlowski, David L. Dill, and Dawson R. Engler. 2008. EXE: Automatically Generating Inputs of Death. *ACM Trans. Inf. Syst. Secur.* 12, 2, Article 10 (Dec. 2008), 38 pages. <https://doi.org/10.1145/1455518.1455522>
- [6] Mahinthan Chandramohan, Yinxiang Xue, Zhengzi Xu, Yang Liu, Chia Yuan Cho, and Hee Beng Kuan Tan. 2016. BinGo: cross-architecture cross-OS binary search. In *Proceedings of the 24th ACM SIGSOFT International Symposium on Foundations of Software Engineering, FSE 2016, Seattle, WA, USA, November 13-18, 2016*. 678–689. <https://doi.org/10.1145/2950290.2950350>
- [7] Yaohui Chen, Peng Li, Jun Xu, Shengjian Guo, Rundong Zhou, Yulong Zhang, Tao Wei, and Long Lu. 2020. Savior: Towards bug-driven hybrid testing. In *2020 IEEE Symposium on Security and Privacy (SP)*. IEEE, 1580–1596.
- [8] Roberto Di Cosmo and Stefano Zacchiroli. 2017. Software Heritage: Why and How to Preserve Software Source Code. In *Proceedings of the 14th International Conference on Digital Preservation, iPRES 2017, Kyoto, Japan, September 25-29, 2017*, Shoichiro Hara, Shigeo Sugimoto, and Makoto Goto (Eds.). <https://hdl.handle.net/11353/10.931064>
- [9] Lei Cui, Zhiyu Hao, Yang Jiao, Haiqiang Fei, and Xiaochun Yun. 2021. VulDetector: Detecting Vulnerabilities Using Weighted Feature Graph Comparison. *IEEE Trans. Inf. Forensics Secur.* 16 (2021), 2004–2017. <https://doi.org/10.1109/TIFS.2020.3047756>
- [10] Laura A. Dabbish, H. Colleen Stuart, Jason Tsay, and James D. Herbsleb. 2012. Social coding in GitHub: transparency and collaboration in an open software repository. In *CSCW '12 Computer Supported Cooperative Work, Seattle, WA, USA, February 11-15, 2012*, Steven E. Poltrock, Carla Simone, Jonathan Grudin, Gloria Mark, and John Riedl (Eds.). ACM, 1277–1286. <https://doi.org/10.1145/2145204.2145396>
- [11] Yaniv David, Nimrod Partush, and Eran Yahav. 2018. FirmUp: Precise Static Detection of Common Vulnerabilities in Firmware. In *Proceedings of the Twenty-Third International Conference on Architectural Support for Programming Languages and Operating Systems, ASPLOS 2018, Williamsburg, VA, USA, March 24-28, 2018*. 392–404. <https://doi.org/10.1145/3173162.3177157>
- [12] Ying Dong, Wenbo Guo, Yueqi Chen, Xinyu Xing, Yuqing Zhang, and Gang Wang. 2019. Towards the Detection of Inconsistencies in Public Security Vulnerability Reports. In *28th USENIX Security Symposium, USENIX Security 2019, Santa Clara, CA, USA, August 14-16, 2019*, Nadia Heninger and Patrick Traynor (Eds.). USENIX Association, 869–885. <https://www.usenix.org/conference/usenixsecurity19/presentation/dong>
- [13] Manuel Egele, Maverick Woo, Peter Chapman, and David Brumley. 2014. Blanket Execution: Dynamic Similarity Testing for Program Binaries and Components. In *Proceedings of the 23rd USENIX Security Symposium, San Diego, CA, USA, August 20-22, 2014*. 303–317. <https://www.usenix.org/conference/usenixsecurity14/technical-sessions/presentation/egele>
- [14] William Enck and Laurie A. Williams. 2022. Top Five Challenges in Software Supply Chain Security: Observations From 30 Industry and Government Organizations. *IEEE Secur. Priv.* 20, 2 (2022), 96–100. <https://doi.org/10.1109/MSEC.2022.3142338>
- [15] European Union. 2024. Regulation (EU) 2024/2847 of the European Parliament and of the Council of 23 October 2024 on horizontal cybersecurity requirements for products with digital elements and amending Regulations (EU) No 168/2013 and (EU) 2019/1020 and Directive (EU) 2020/1828 (Cyber Resilience Act). Official Journal of the European Union. <http://data.europa.eu/eli/reg/2024/2847/oj> Text with EEA relevance. In force. PE/100/2023/REV/1.
- [16] Douglas Everson, Long Cheng, and Zhenkai Zhang. 2022. Log4shell: Redefining the web attack surface. In *Proc. Workshop Meas., Attacks, Defenses Web (MADWeb)*. 1–8.
- [17] Mohammad Reza Farhadi, Benjamin C. M. Fung, Philippe Charland, and Mourad Debbabi. 2014. BinClone: Detecting Code Clones in Malware. In *Eighth International Conference on Software Security and Reliability, SERE 2014, San Francisco, California, USA, June 30 - July 2, 2014*. 78–87. <https://doi.org/10.1109/SERE.2014.21>
- [18] GitHub, Inc. 2025. GitHub Dependabot. <https://github.com/dependabot>. Automated dependency update and vulnerability detection service.
- [19] Antonios Kkortzis, Daniel Feitosa, and Diomidis Spinellis. 2019. A double-edged sword? Software reuse and potential security vulnerabilities. In *International Conference on Software and Systems Reuse*. Springer, 187–203.
- [20] Google. 2025. OSV-Scanner. <https://github.com/google/osv-scanner>. Open-source vulnerability scanner based on the Open Source Vulnerabilities (OSV) database.
- [21] Runzhi He, Hao He, Yuxia Zhang, and Minghui Zhou. 2023. Automating Dependency Updates in Practice: An Exploratory Study on GitHub Dependabot. *IEEE Trans. Software Eng.* 49, 8 (2023), 4004–4022. <https://doi.org/10.1109/TSE.2023.3278129>
- [22] Manuel Hoffmann, Frank Nagle, and Yanuo Zhou. [n. d.]. The Value of Open Source Software. <https://doi.org/10.2139/ssrn.4693148>
- [23] Eirini Kalliamvakou, Georgios Gousios, Kelly Blincoe, Leif Singer, Daniel M. Germán, and Daniela E. Damian. 2016. An in-depth study of the promises and perils of mining GitHub. *Empir. Softw. Eng.* 21, 5 (2016), 2035–2071. <https://doi.org/10.1007/S10664-015-9393-5>

- [24] Wooseok Kang, Byoungso Son, and Kihong Heo. 2022. Tracer: Signature-based static analysis for detecting recurring vulnerabilities. In *Proceedings of the 2022 ACM SIGSAC Conference on Computer and Communications Security*. 1695–1708.
- [25] Soolin Kim, Jusop Choi, Muhammad Ejaz Ahmed, Surya Nepal, and Hyoungshick Kim. 2022. Vuldebert: A vulnerability detection system using bert. In *2022 IEEE International Symposium on Software Reliability Engineering Workshops (ISSREW)*. IEEE, 69–74.
- [26] Seulbae Kim, Seunghoon Woo, Heejo Lee, and Hakjoo Oh. 2017. VUDDY: A Scalable Approach for Vulnerable Code Clone Discovery. In *2017 IEEE Symposium on Security and Privacy, SP 2017, San Jose, CA, USA, May 22–26, 2017*. 595–614. <https://doi.org/10.1109/SP.2017.62>
- [27] Piergiorgio Ladisa, Henrik Plate, Matias Martinez, and Olivier Barais. 2023. SoK: Taxonomy of Attacks on Open-Source Software Supply Chains. In *44th IEEE Symposium on Security and Privacy, SP 2023, San Francisco, CA, USA, May 21–25, 2023*. IEEE, 1509–1526. <https://doi.org/10.1109/SP46215.2023.10179304>
- [28] Romain Lefevre, Charly Reux, Stefano Zacchiroli, Olivier Barais, and Benoit Combemale. 2025. Did You Forkget It? Detecting One-Day Vulnerabilities in Open-source Forks with Global History Analysis – Reproduction Package. <https://gitlab.inria.fr/rlefeuvr/did-you-forkget-it/>. Reproduction package.
- [29] Frank Li and Vern Paxson. 2017. A Large-Scale Empirical Study of Security Patches. In *Proceedings of the 2017 ACM SIGSAC Conference on Computer and Communications Security, CCS 2017, Dallas, TX, USA, October 30 – November 03, 2017*, Bhavani Thuraisingham, David Evans, Tal Malkin, and Dongyan Xu (Eds.). ACM, 2201–2215. <https://doi.org/10.1145/3133956.3134072>
- [30] Qiang Li, Jinke Song, Dawei Tan, Haining Wang, and Jiqiang Liu. 2021. PDGraph: A Large-Scale Empirical Study on Project Dependency of Security Vulnerabilities. In *51st Annual IEEE/IFIP International Conference on Dependable Systems and Networks, DSN 2021, Taipei, Taiwan, June 21–24, 2021*. IEEE, 161–173. <https://doi.org/10.1109/DSN48987.2021.00031>
- [31] Zhen Li, Deqing Zou, Shouhuai Xu, Hai Jin, Hanchao Qi, and Jie Hu. 2016. VulPecker: an automated vulnerability detection system based on code similarity analysis. In *Proceedings of the 32nd Annual Conference on Computer Security Applications, ACSAC 2016, Los Angeles, CA, USA, December 5–9, 2016*. 201–213. <http://dl.acm.org/citation.cfm?id=2991102>
- [32] Zhen Li, Deqing Zou, Shouhuai Xu, Hai Jin, Yawei Zhu, and Zhaoxuan Chen. 2021. Sysevr: A framework for using deep learning to detect software vulnerabilities. *IEEE Transactions on Dependable and Secure Computing* 19, 4 (2021), 2244–2258.
- [33] Ruyan Lin, Yulong Fu, Wei Yi, Jincheng Yang, Jin Cao, Zhiqiang Dong, Fei Xie, and Hui Li. 2025. Vulnerabilities and Security Patches Detection in OSS: A Survey. *ACM Comput. Surv.* 57, 1 (2025), 23:1–23:37. <https://doi.org/10.1145/3694782>
- [34] Bingchang Liu, Guozhu Meng, Wei Zou, Qi Gong, Feng Li, Min Lin, Dandan Sun, Wei Huo, and Chao Zhang. 2020. A large-scale empirical study on vulnerability distribution within projects and the lessons learned. In *ICSE '20: 42nd International Conference on Software Engineering, Seoul, South Korea, 27 June - 19 July, 2020*, Gregg Rothermel and Doo-Hwan Bae (Eds.). ACM, 1547–1559. <https://doi.org/10.1145/3377811.3380923>
- [35] Chengwei Liu, Sen Chen, Lingling Fan, Bihuan Chen, Yang Liu, and Xin Peng. 2022. Demystifying the Vulnerability Propagation and Its Evolution via Dependency Trees in the NPM Ecosystem. In *44th IEEE/ACM 44th International Conference on Software Engineering, ICSE 2022, Pittsburgh, PA, USA, May 25–27, 2022*. ACM, 672–684. <https://doi.org/10.1145/3510003.3510142>
- [36] Yuxing Ma, Chris Bogart, Sadika Amreen, Russell Zaretski, and Audris Mockus. 2019. World of code: an infrastructure for mining the universe of open source VCS data. In *2019 IEEE/ACM 16th International Conference on Mining Software Repositories (MSR)*. IEEE, 143–154.
- [37] Petr Maj, Stefanie Muroya, Konrad Siek, Luca Di Grazia, and Jan Vitek. 2024. The Fault in Our Stars: Designing Reproducible Large-scale Code Analysis Experiments. In *38th European Conference on Object-Oriented Programming, ECOOP 2024, September 16–20, 2024, Vienna, Austria (LIPIcs, Vol. 313)*, Jonathan Aldrich and Guido Salvaneschi (Eds.). Schloss Dagstuhl - Leibniz-Zentrum für Informatik, 27:1–27:23. <https://doi.org/10.4230/LIPIcs.ECOOP.2024.27>
- [38] George Mathew, Chris Parnin, and Kathryn T. Stolee. 2020. SLACC: simion-based language agnostic code clones. In *ICSE '20: 42nd International Conference on Software Engineering, Seoul, South Korea, 27 June - 19 July, 2020*. 210–221. <https://doi.org/10.1145/3377811.3380407>
- [39] Ralph C. Merkle. 1988. A Digital Signature Based on a Conventional Encryption Function. In *Advances in Cryptology — CRYPTO '87*, Carl Pomerance (Ed.). Springer Berlin Heidelberg, Berlin, Heidelberg, 369–378.
- [40] Hamid Mohayjei, Andrei Agaronian, Eleni Constantinou, Nicola Zannone, and Alexander Serebrenik. 2023. Investigating the Resolution of Vulnerable Dependencies with Dependabot Security Updates. In *20th IEEE/ACM International Conference on Mining Software Repositories, MSR 2023, Melbourne, Australia, May 15–16, 2023*. IEEE, 234–246. <https://doi.org/10.1109/MSR59073.2023.00042>
- [41] Viet Hung Nguyen, Stanislav Dashevskyi, and Fabio Massacci. 2016. An automatic method for assessing the versions affected by a vulnerability. *Empirical Software Engineering* 21, 6 (2016), 2268–2297.
- [42] Linus Nyman and Tommi Mikkonen. 2011. To Fork or Not to Fork: Fork Motivations in SourceForge Projects. *Int. J. Open Source Softw. Process.* 3, 3 (2011), 1–9. <https://doi.org/10.4018/JOSSP.2011070101>
- [43] Ivan Pashchenko, Henrik Plate, Serena Elisa Ponta, Antonino Sabetta, and Fabio Massacci. 2018. Vulnerable open source dependencies: counting those that matter. In *Proceedings of the 12th ACM/IEEE International Symposium on Empirical Software Engineering and Measurement, ESEM 2018, Oulu, Finland, October 11–12, 2018*, Markku Oivo, Daniel Méndez Fernández, and Audris Mockus (Eds.). ACM, 42:1–42:10. <https://doi.org/10.1145/3239235.3268920>
- [44] Ivan Pashchenko, Henrik Plate, Serena Elisa Ponta, Antonino Sabetta, and Fabio Massacci. 2022. Vuln4Real: A Methodology for Counting Actually Vulnerable Dependencies. *IEEE Trans. Software Eng.* 48, 5 (2022), 1592–1609. <https://doi.org/10.1109/TSE.2020.3025443>
- [45] Antoine Pietri, Guillaume Rousseau, and Stefano Zacchiroli. 2020. Forking Without Clicking: on How to Identify Software Repository Forks. In *MSR '20: 17th International Conference on Mining Software Repositories, Seoul, Republic of Korea, 29–30 June, 2020*, Sunghun Kim, Georgios Gousios, Sarah

- Nadi, and Joseph Hejderup (Eds.). ACM, 277–287. <https://doi.org/10.1145/3379597.3387450>
- [46] Antoine Pietri, Diomidis Spinellis, and Stefano Zacchiroli. 2019. The software heritage graph dataset: public software development under one roof. In *Proceedings of the 16th International Conference on Mining Software Repositories, MSR 2019, 26–27 May 2019, Montreal, Canada*, Margaret-Anne D. Storey, Bram Adams, and Sonia Haiduc (Eds.). IEEE / ACM, 138–142. <https://doi.org/10.1109/MSR.2019.00030>
  - [47] Serena Elisa Ponta, Henrik Plate, and Antonino Sabetta. 2020. Detection, assessment and mitigation of vulnerabilities in open source dependencies. *Empir. Softw. Eng.* 25, 5 (2020), 3175–3215. <https://doi.org/10.1007/S10664-020-09830-X>
  - [48] Piotr Przyms, Mikolaj Fejzer, Jakub Narebski, and Krzysztof Stencel. 2023. The Secret Life of CVEs. In *20th IEEE/ACM International Conference on Mining Software Repositories, MSR 2023, Melbourne, Australia, May 15–16, 2023*. IEEE, 362–366. <https://doi.org/10.1109/MSR59073.2023.00056>
  - [49] Hocine Rebatchi, Tegawendé F. Bissyandé, and Naouel Moha. 2024. Dependabot and security pull requests: large empirical study. *Empir. Softw. Eng.* 29, 5 (2024), 128. <https://doi.org/10.1007/S10664-024-10523-Y>
  - [50] David Reid, Kalvin Eng, Chris Bogart, and Adam Tutko. 2021. Tracing Vulnerable Code Lineage. In *2021 IEEE/ACM 18th International Conference on Mining Software Repositories (MSR)*. 621–623. <https://doi.org/10.1109/MSR52588.2021.00087>
  - [51] Julio César Cortés Ríos, Suzanne M. Embury, and Sukru Eraslan. 2022. A unifying framework for the systematic analysis of Git workflows. *Inf. Softw. Technol.* 145 (2022), 106811. <https://doi.org/10.1016/J.INFSOF.2021.106811>
  - [52] Rebecca Russell, Louis Kim, Lei Hamilton, Tomo Lazovich, Jacob Harer, Onur Ozdemir, Paul Ellingwood, and Marc McConley. 2018. Automated vulnerability detection in source code using deep representation learning. In *2018 17th IEEE international conference on machine learning and applications (ICMLA)*. IEEE, 757–762.
  - [53] Hitesh Sajmani, Vaibhav Saini, Jeffrey Svajlenko, Chanchal K. Roy, and Cristina V. Lopes. 2016. SourcererCC: scaling code clone detection to big-code. In *Proceedings of the 38th International Conference on Software Engineering, ICSE 2016, Austin, TX, USA, May 14–22, 2016*. 1157–1168. <https://doi.org/10.1145/2884781.2884877>
  - [54] Jacek Śliwerski, Thomas Zimmermann, and Andreas Zeller. 2005. When do changes induce fixes? *ACM sigsoft software engineering notes* 30, 4 (2005), 1–5.
  - [55] Qing Sun, Lili Xu, Yang Xiao, Feng Li, He Su, Yiming Liu, Hongyun Huang, and Wei Huo. 2022. VERJava: Vulnerable version identification for Java OSS with a two-stage analysis. In *2022 IEEE International Conference on Software Maintenance and Evolution (ICSME)*. IEEE, 329–339.
  - [56] Xin Tan, Yuan Zhang, Jiajun Cao, Kun Sun, Mi Zhang, and Min Yang. 2022. Understanding the Practice of Security Patch Management across Multiple Branches in OSS Projects. In *WWW '22: The ACM Web Conference 2022, Virtual Event, Lyon, France, April 25 - 29, 2022*, Frédérique Laforest, Raphaël Troncy, Elena Simperl, Deepak Agarwal, Aristides Gionis, Ivan Herman, and Lionel Médini (Eds.). ACM, 767–777. <https://doi.org/10.1145/3485447.3512236>
  - [57] United States Executive Office of the President. 2021. Executive Order 14028: Improving the Nation’s Cybersecurity. <https://www.govinfo.gov/content/pkg/DCPD-202100401/pdf/DCPD-202100401.pdf>
  - [58] Pengcheng Wang, Jeffrey Svajlenko, Yanzhao Wu, Yun Xu, and Chanchal K. Roy. 2018. CCAliener: a token based large-gap clone detector. In *Proceedings of the 40th International Conference on Software Engineering, ICSE 2018, Gothenburg, Sweden, May 27 - June 03, 2018*. 1066–1077. <https://doi.org/10.1145/3180155.3180179>
  - [59] Huilui Wei and Ming Li. 2017. Supervised Deep Features for Software Functional Clone Detection by Exploiting Lexical and Syntactical Information in Source Code. In *Proceedings of the Twenty-Sixth International Joint Conference on Artificial Intelligence, IJCAI 2017, Melbourne, Australia, August 19–25, 2017*. 3034–3040. <https://doi.org/10.24963/IJCAI.2017/423>
  - [60] Seunghoon Woo, Dongwook Lee, Sunghan Park, Heejo Lee, and Sven Dietrich. 2021. {V0Finder}: Discovering the correct origin of publicly reported software vulnerabilities. In *30th USENIX Security Symposium (USENIX Security 21)*. 3041–3058.
  - [61] Susheng Wu, Ruisi Wang, Kaifeng Huang, Yiheng Cao, Wenyan Song, Zhuotong Zhou, Yiheng Huang, Bihuan Chen, and Xin Peng. 2024. Vision: Identifying affected library versions for open source software vulnerabilities. In *Proceedings of the 39th IEEE/ACM International Conference on Automated Software Engineering*. 1447–1459.
  - [62] Yang Xiao, Bihuan Chen, Chendong Yu, Zhengzi Xu, Zimu Yuan, Feng Li, Binghong Liu, Yang Liu, Wei Huo, Wei Zou, et al. 2020. {MVP}: Detecting vulnerabilities using {Patch-Enhanced} vulnerability signatures. In *29th USENIX Security Symposium (USENIX Security 20)*. 1165–1182.
  - [63] Xiao Yi, Yuzhou Fang, Daoyuan Wu, and Lingxiao Jiang. 2023. BlockScope: Detecting and Investigating Propagated Vulnerabilities in Forked Blockchain Projects. In *30th Annual Network and Distributed System Security Symposium, NDSS 2023, San Diego, California, USA, February 27 - March 3, 2023*. The Internet Society. <https://www.ndss-symposium.org/ndss-paper/blockscope-detecting-and-investigating-propagated-vulnerabilities-in-forked-blockchain-projects/>
  - [64] Ahmed Zerouali, Tom Mens, Alexandre Decan, and Coen De Roover. 2022. On the impact of security vulnerabilities in the npm and RubyGems dependency networks. *Empir. Softw. Eng.* 27, 5 (2022), 107. <https://doi.org/10.1007/S10664-022-10154-1>
  - [65] Fangyuan Zhang, Lingling Fan, Sen Chen, Miaoying Cai, Sihan Xu, and Lida Zhao. 2024. Does the Vulnerability Threaten Our Projects? Automated Vulnerable API Detection for Third-Party Libraries. *IEEE Trans. Software Eng.* 50, 11 (2024), 2906–2920. <https://doi.org/10.1109/TSE.2024.3454960>
  - [66] Qianchong Zhao, Cheng Huang, and Lihua Dai. 2023. VULDEFF: Vulnerability detection method based on function fingerprints and code differences. *Knowl. Based Syst.* 260 (2023), 110139. <https://doi.org/10.1016/J.KNOSYS.2022.110139>
  - [67] Shurui Zhou, Bogdan Vasilescu, and Christian Kästner. 2019. What the fork: a study of inefficient and efficient forking practices in social coding. In *Proceedings of the ACM Joint Meeting on European Software Engineering Conference and Symposium on the Foundations of Software Engineering, ESEC/SIGSOFT FSE 2019, Tallinn, Estonia, August 26–30, 2019*, Marlon Dumas, Dietmar Pfahl, Sven Apel, and Alessandra Russo (Eds.). ACM, 350–361.

- <https://doi.org/10.1145/3338906.3338918>
- [68] Shurui Zhou, Bogdan Vasilescu, and Christian Kästner. 2020. How has forking changed in the last 20 years?: a study of hard forks on GitHub. In *ICSE '20: 42nd International Conference on Software Engineering, Seoul, South Korea, 27 June - 19 July, 2020*, Gregg Rothermel and Doo-Hwan Bae (Eds.). ACM, 445–456. <https://doi.org/10.1145/3377811.3380412>
- [69] Yaqin Zhou, Shangqing Liu, Jingkai Siow, Xiaoning Du, and Yang Liu. 2019. Devign: Effective vulnerability identification by learning comprehensive program semantics via graph neural networks. *Advances in neural information processing systems* 32 (2019).
- [70] Deqing Zou, Hanchao Qi, Zhen Li, Song Wu, Hai Jin, Guozhong Sun, Sujuan Wang, and Yuyi Zhong. 2017. SCVD: A New Semantics-Based Approach for Cloned Vulnerable Code Detection. In *Detection of Intrusions and Malware, and Vulnerability Assessment - 14th International Conference, DIMVA 2017, Bonn, Germany, July 6-7, 2017, Proceedings*. 325–344. [https://doi.org/10.1007/978-3-319-60876-1\\_15](https://doi.org/10.1007/978-3-319-60876-1_15)

## A Pseudocode of the propagation algorithm

---

**Algorithm 1:** vulnLabel(vuln\_ranges, commit\_graph): label the global commit graph with vulnerability ranges.

---

**Input** :vuln\_ranges: list of vulnerability ranges; commit\_graph: global commit graph  
**Output**: commits\_vulns: Dictionary mapping commit IDs to sets of vulnerability ranges

```

(1) commit_to_vulnerability_range ← empty dictionary
(2) foreach range in vuln_ranges do
(3)     patched_commit ← empty dictionary ; // Currents commit status, True = Patched, False = Vulnerable
(4)     stack ← empty list
(5)     foreach introduction_commit_ids in range do // Step 1: Add all introduction commits to the stack
(6)         stack.add(introduction_commit_ids)
(7)         patched_commit.put(introduction_commit_ids, False)
(8)     end
(9)     while stack is not empty do // Step 2: Process stack element and their child
(10)         current_commit ← stack.pop()
(11)         foreach child_commit of current_commit in commit_graph do
(12)             is_child_patched ← (child_commit is not an introduction event) and
                (child_commit is a fix commit or
                 child_commit is a limit commit or
                 child_commit already marked as patched or
                 current_commit marked as patched or
                 current_commit is a last_affected commit)
(13)             // Update patched_commit if child_commit not already processed by other parent or the status of child_commit has changed
(14)             if patched_commit [child_commit] != is_child_patched then
(15)                 patched_commit.put(child_commit, is_child_patched)
(16)                 stack.put(child_commit)
(17)             end
(18)         end
(19)     end
(20)     if range contains a limit commit = then // Step 3: Handle Limit commit
(21)         // Filter non-patched visited commits that are not in the linear path between the limit and introduced commits
(22)         patched_rev_filtered ← empty dictionary
(23)         stack ← empty list
(24)         foreach limit_commit in range do
(25)             stack.add(limit_commit)
(26)         end
(27)         while stack is not empty do
(28)             current_commit ← stack.pop()
(29)             foreach parent_commit of current_commit in commit_graph do
(30)                 if parent_commit in patched_commit and not patched then
(31)                     patched_rev_filtered.put(parent_commit, False)
(32)                 end
(33)                 stack.add(parent_commit)
(34)             end
(35)         end
(36)         patched_commit ← patched_rev_filtered
(37)     end
(38)     foreach commit in patched_commit where not patched do // Step 4: Update commit_to_vulnerability_range
(39)         commit_to_vulnerability_range [commit].add(range)
(40)     end
(41) end
(42) return commit_to_vulnerability_range

```

---