

# Magnetic field-induced degenerate ground state in the classical antiferromagnetic XX model on the icosahedron

N. P. Konstantinidis

*Mathematics and Science Department, American University in Bulgaria,  
Sv. Buchvarova Str. 8, Blagoevgrad 2700, Bulgaria*

(Dated: November 11, 2025)

The ground state of the classical antiferromagnetic XX model in a magnetic field is calculated for spins mounted on the vertices of the icosahedron. The magnetization is characterized by two discontinuities as a function of the external field. For a wide field range above the first discontinuity the ground state is degenerate, with two spins related by spatial inversion aligned with the field and the rest forming two magnetization units in the form of pentagons. It is shown that the degeneracy originates from the coupling of the two pentagons, which introduces the triangle, associated with ground-state degeneracy, as an interaction unit in the icosahedron. The magnetization discontinuities are shown to evolve first from the coupling of isolated triangles and then from the coupling of the two spins related by spatial inversion.

## I. INTRODUCTION

The description of strong electron correlations is often reduced to interactions between localized electrons via their spin degrees of freedom [1, 2]. Such interactions have been investigated on various lattices and molecules with a single spin mounted on each vertex. The topology of frustrated structures introduces competing interactions, where not all interacting spin pairs can simultaneously minimize their energy in the classical ground state for isotropic antiferromagnetic interactions [3–7]. The spins are typically taken to be three-dimensional, however classical spins defined in more than three dimensions have also been considered for a variety of molecular structures, with their interactions described by the  $n$ -vector model [8]. Spins existing in more than three dimensions allow for further minimization of the interaction energy in the case of frustration, and the number of dimensions where the lowest-energy spin configuration is found is a criterion for the strength of frustration of the underlying structure.

The addition of a magnetic field introduces a new interaction scale, resulting in competition between the frustrated spin interactions and the field energy for minimization. This can produce a magnetic response that is far from smooth, with multiple magnetization and susceptibility discontinuities for both classical and quantum spins interacting according to the antiferromagnetic Heisenberg model (AHM) [9–27]. In this paper the spins are confined in two dimensions and reside on the vertices of the icosahedron, a Platonic solid [28], which has been found to have a classical magnetization discontinuity for the AHM in a field [29, 30]. The molecule has also been considered in different contexts [31–41]. The spins are taken to be classical and to interact according to the antiferromagnetic XX model (AXXM) in an external field. It has been shown that in the zero-field ground state of this model spatial symmetry is lost, with the nearest-neighbor correlations assuming more than one value [8], unlike the case of three-dimensional spins.

The confinement of the spins in two dimensions results in a total of two magnetization discontinuities when the field is ramped up. The first discontinuity eventually forces two spins related by spatial inversion to align with the field. This effectively results in a 10-spin cluster with a degenerate ground state. The two pentagons of this cluster emerge as the magnetization units, where the requirements are that their total spin and interaction energies are the same. These conditions can be satisfied for a manifold of degenerate ground states, and for each one each pentagon spin typically points in a different direction. It is shown that the origin of this degeneracy is the coupling of the two pentagons with one another, since then the triangle emerges as an interaction unit. The degenerate ground states of the AXXM on an isolated triangle transfer their degeneracy to the ground state of the 10-site cluster, resulting in turn to a degenerate icosahedron ground state for the field window where the two spins related by spatial spin inversion are aligned with the magnetic field. Such ground-state degeneracies have been associated with classical spin liquids [42, 43]. The magnetic response of a ring of icosahedra has been calculated for the AHM [44].

The low-field magnetization discontinuity is traced to the coupling of the two extra spins to the 10-site cluster, as was done for the classical discontinuity of the AHM [30]. In order to locate the origin of the higher-field jump a further dismantling of the 10-site cluster into individual triangles is required and shows how their coupling produces the discontinuity.

The plan of this paper is as follows: in Sec. II the AXXM in a magnetic field is introduced for the icosahedron, and in Sec. III its ground-state magnetization is calculated. Sec. IV relates the magnetic response to the connectivity of the molecule. Finally Sec. V presents the conclusions.

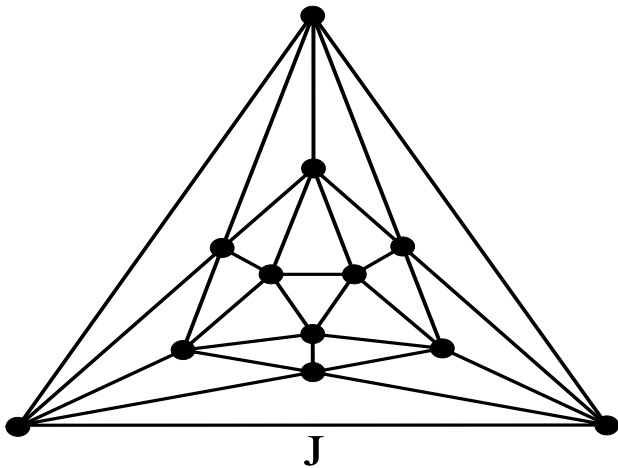


FIG. 1: A projection of the icosahedron on a plane. The circles are classical spins of unit magnitude and each interacts with its five nearest neighbors with strength  $J$ , as shown by the connecting lines.

## II. MODEL

The icosahedron (Fig. 1) has  $N = 12$  vertices, and on each a classical spin  $\vec{s}_i$ ,  $i = 1, \dots, N$  of unit magnitude is mounted, defined in two-dimensional spin space. The interactions between spins are described by the Hamiltonian of the AXXM in a magnetic field:

$$H = J \sum_{\langle ij \rangle} (s_i^x s_j^x + s_i^y s_j^y) - h \sum_{i=1}^N s_i^x \quad (1)$$

The brackets indicate that the interactions are limited to nearest neighbors  $i$  and  $j$ , which are connected by a molecular edge.  $J$  is taken positive while the magnetic field points along the  $x$  axis. In a bipartite structure nearest-neighbor spins point in antiparallel directions in the zero-field ground state. For frustrated structures the connectivity of the molecule determines the relative orientation of neighboring spins in the absence of a field [8]. The external field in Hamiltonian (1) tends to align the spins along its direction. The magnetic response is determined by the energetic competition between spin interactions and field energy.

The ground-state magnetization response of Hamiltonian (1) was calculated numerically [9, 11, 38]. The spins  $\vec{s}_i$  are classical unit vectors in two dimensions, and the direction of each is specified by a polar angle ranging from 0 to  $2\pi$ . The initial spin configuration for a specific field value is selected randomly, and then each angle is moved opposite its gradient direction, until the lowest-energy configuration is reached. To ensure that the ground state is found this procedure is repeated for different random initial configurations.

## III. MAGNETIZATION RESPONSE

The icosahedron consists of 20 triangles and belongs to the icosahedral  $I_h$  symmetry point group [45]. The zero-field ground state energy of the classical AHM on it equals  $-\frac{\sqrt{5}}{5}J$  per interacting pair [46]. Its response in a magnetic field is discontinuous [29]. Confining the spins in two dimensions results in a zero-field ground state of Hamiltonian (1) lacking the symmetry of the three-dimensional one, with nearest-neighbor spins either antiparallel or forming an angle of  $\frac{\pi}{3}$  or  $\frac{2\pi}{3}$  [8].

The ground-state magnetization of Hamiltonian (1) as a function of the external field is shown in Fig. 2. It is discontinuous at two magnetic field values (Table I). The lowest-energy configuration below the first discontinuity is shown in Fig. 3 and is characterized by six unique

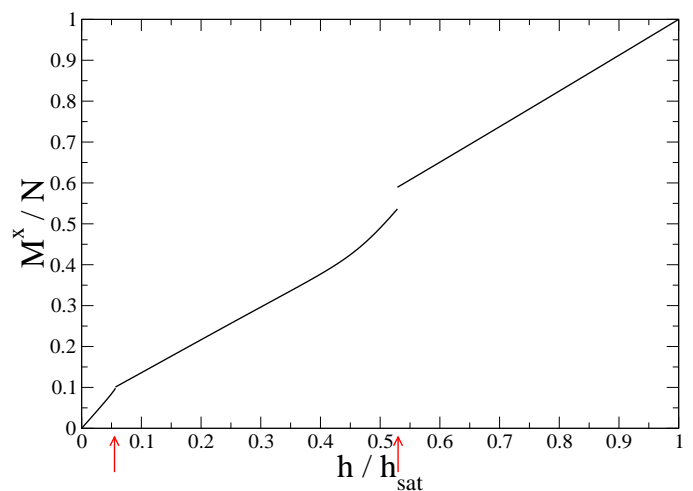


FIG. 2: Magnetization per spin  $\frac{M^x}{N}$  along the field as a function of the magnetic field over its saturation value  $\frac{h}{h_{sat}}$  in the ground state of Hamiltonian (1) for the icosahedron. The (red) solid arrows point at the locations of the magnetization discontinuities.

TABLE I: Magnetization discontinuities of the ground state of Hamiltonian (1). The table lists the magnetic field  $h$  of the discontinuity over the saturation field  $h_{sat}$ , the magnetization per site just below and just above the discontinuity  $\frac{M^x}{N}$  and  $\frac{M^x}{N}^+$ , and the change in the magnetization per site  $\frac{\Delta M^x}{N}$  in the discontinuity.

$\frac{h}{h_{sat}}$	0.0565953756427	0.52886352217637
$\frac{M^x}{N}$	0.0981229	0.53631792245598
$\frac{M^x}{N}^+$	0.1007458	0.58935472614845
$\frac{\Delta M^x}{N}$	0.0026229	0.05303680369247

At the first magnetization discontinuity the symmetry

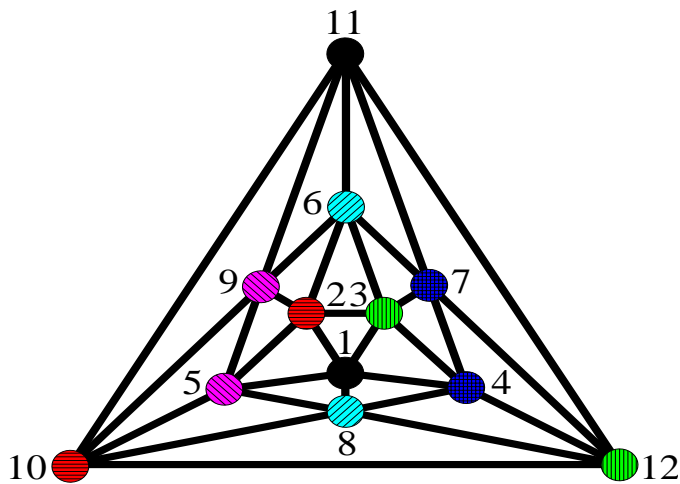


FIG. 3: Polar-angle configuration of the ground state of Hamiltonian (1) below the first magnetization discontinuity for the icosahedron. Circles with the same pattern (and color)

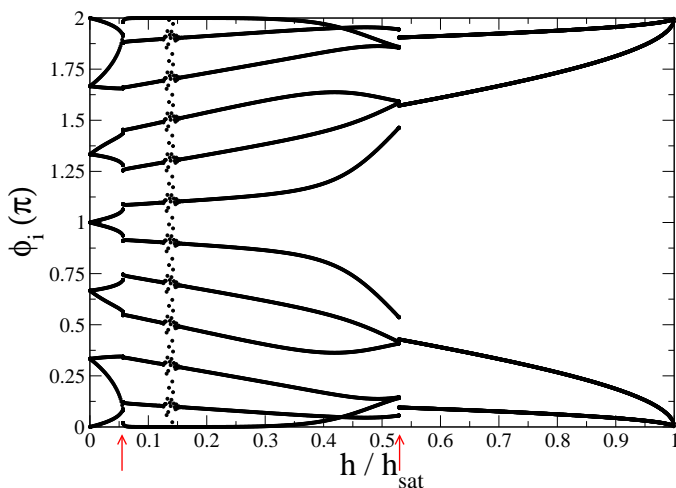


FIG. 4: Polar angles  $\phi_i$ ,  $i = 1, \dots, N$  as a function of the magnetic field over its saturation value  $\frac{h}{h_{sat}}$  in the ground state of Hamiltonian (1) for the icosahedron. The (red) solid arrows point at the locations of the magnetization discontinuities.

of the ground state does not change, however the polar angles are discontinuous. Following the discontinuity, two spins related by spatial inversion (for example 1 and 11 in Fig. 3) quickly approach the direction of the field (Fig. 4). At the special value  $h = J$ , where  $\frac{h}{h_{sat}} = \frac{1}{5+\sqrt{5}}$ , the ground state is highly degenerate (Fig. 5). The two spins related by spatial inversion are aligned with the field. The configuration of the rest of the cluster is identical to the one it has at zero field when isolated. The nearest-neighbors of each one of the field-aligned spins define two pentagons (formed by spins 2, 3, 4, 5, 8 and 6, 7, 9, 10, 12 in Fig. 3). The configuration of each pen-

tagon is the one of the ground state of an isolated pentagon, with the angles between nearest-neighbors equal to  $\frac{4\pi}{5}$  and the total magnetization equal to zero. Nearest-neighbor spins belonging to different pentagons form an angle of  $\frac{3\pi}{5}$ . Summarily, in the  $h = J$  ground state two of the spins are pointing in the direction of the field, while the other ten are evenly distributed in the  $xy$  plane, with successive spins forming an angle of  $\frac{\pi}{5}$ . This is reminiscent of the high-field lowest-energy configuration of the AHM [29]. The two maximally polarized spins isolate the rest of the cluster from the magnetic field, allowing it to assume its zero-field ground state. The ground state is invariant under rotations of only the ten spins belonging to the two pentagons around the field, with their angle of rotation  $\omega$  ranging continuously from 0 to  $\frac{\pi}{5}$ . Even though in such a rotation the angles between each field-aligned spin and its nearest-neighbors change, its total energy with its neighboring pentagon remains the same, and eventually the overall ground-state energy,  $-5\sqrt{5}J - 2h$  (App. A), does not change.

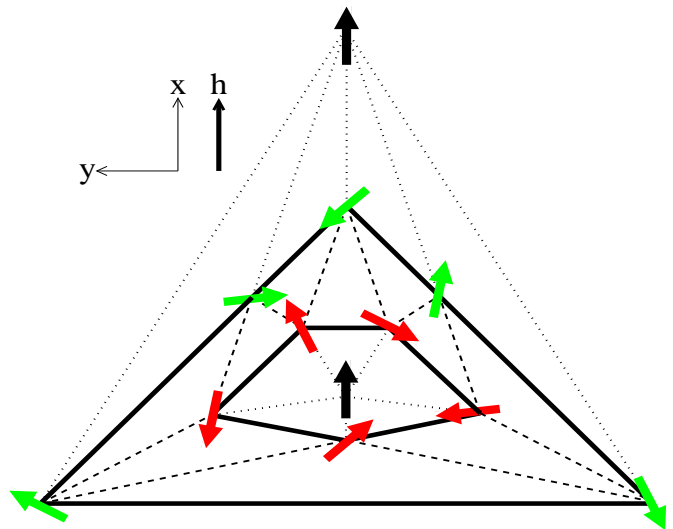


FIG. 5: The arrows show the spin configuration of the ground state of Hamiltonian (1) for  $h = J$  for the icosahedron. The solid lines highlight the two pentagons, each of which consists of nearest neighbors of a spin pointing along the magnetic field direction  $\hat{x}$ , shown in black. The spins of the two corresponding pentagons are highlighted in red and green. The dashed lines connect spins belonging to different pentagons. The dotted lines connect the two spins aligned with the field with their nearest neighbors. These two spins are related by spatial inversion. The ground-state energy is invariant under simultaneous rotation of all pentagon spins around the field by an angle ranging continuously from 0 to  $\frac{\pi}{5}$ .

In the vicinity of  $h = J$  the two isolated spins point along the field, while the pentagon magnetizations are antiparallel to it for  $h < J$  and parallel to it otherwise (Fig. 6). The icosahedron appears as four individual magnetization units, with the pentagons "protected" by the two field-aligned spins and forming two well-separated

units with increasing magnetization along the field, going through the zero value. Fig. 4 shows that the ground-state polar angles around  $h = J$  do not vary in a uniform way with the field. This is because the field range where the two isolated spins are aligned with the field is associated with the ground-state degeneracy, which corresponds to a degeneracy in the polar angles. The latter are different in degenerate ground states, while Fig. 4 plots only one ground-state polar angle configuration for each magnetic field. As in the  $h = J$  case what is invariant in the different degenerate ground states are the total energies and spins of the individual pentagons, as well as their total interaction energies with the isolated spins and with one another. This is a direct consequence of

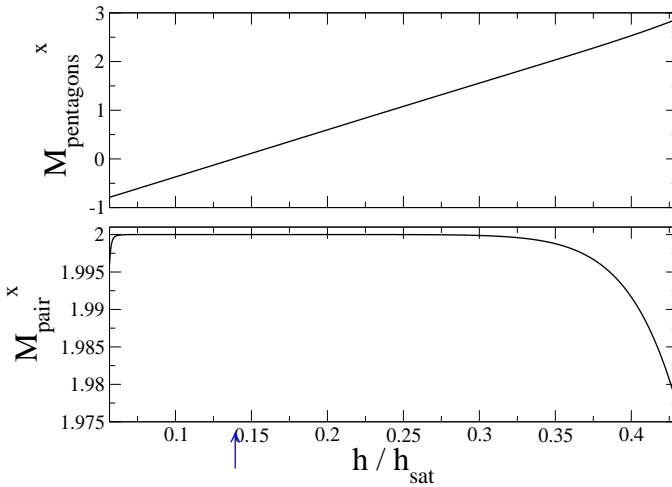


FIG. 6: Total ground-state magnetization along the field axis of the pair of spins  $M_{pair}^z$  and the pentagons  $M_{pentagons}^z$  shown in Fig. 5 as a function of the magnetic field over its saturation value  $\frac{h}{h_{sat}}$ . The (blue) solid arrow points at the location of  $h = J$ .

The origin of the degeneracy can be traced to the ground state of the AXXM in a field on the 10-site cluster that is missing the two field-aligned spins of the icosahedron (Fig. 7). This structure is part of a triangular lattice that folds back to itself with periodic boundary conditions. Another way to look at it is as a closed chain with nearest and next-nearest-neighbor interactions, interpentagon  $J_4$  and intrapentagon  $J_3$  respectively. The Hamiltonian for this triangular strip with these interactions and a magnetic field  $h$  along the  $x$  axis is:

$$H = J_3 \sum_{\langle ij \rangle''} (s_i^x s_j^x + s_i^y s_j^y) + J_4 \sum_{\langle ij \rangle'''} (s_i^x s_j^x + s_i^y s_j^y) - h \sum_{i=1}^N s_i^x \quad (2)$$

The two couplings are parametrized with the angle

$\omega_{3,4}$ , so that  $J_3 = \cos \omega_{3,4}$  and  $J_4 = \sin \omega_{3,4}$ , with  $0 \leq \omega_{3,4} \leq \frac{\pi}{4}$ . Introducing a weak interpentagon coupling brings about the degeneracy for small magnetic fields. The ground-state polar angles are plotted for  $\omega_{3,4} = \frac{\pi}{100}$  in Fig. 8. For weak fields they do not follow a uniform pattern due to the degeneracy of the ground state, unlike what happens for higher fields. A finite  $J_4$  introduces the triangles as structural units associated with interactions in the cluster, and the ground state of an isolated triangle is degenerate with respect to the polar angles. The ground-state energy of the AXXM in a magnetic field on a triangle can be achieved even for unequal relative angles between the spins and for different spin angles with the magnetic field, as long as the exchange and magnetic energies equal the ones of the ground state (App. B). The AXXM ground states are also planar ground states of the AHM on a triangle in a field. The low-field degenerate ground state shares the characteristics with the one of the icosahedron in the vicinity of  $h = J$ . Further increasing the strength of the interpentagon coupling does not diminish the degeneracy, as shown for the polar angles in the ground state of  $\omega_{3,4} = \frac{\pi}{4}$  in Fig. 9. This is the spatially-isotropic interaction limit and the degeneracy is still present, having moved to higher magnetic fields.

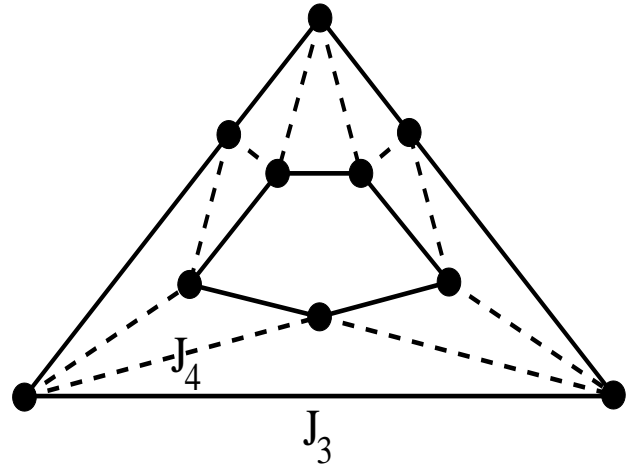


FIG. 7: Projection on a plane of the two pentagons interacting with each other. The circles are classical spins of unit magnitude and each interacts with its four nearest neighbors as shown by the connecting lines. The solid and dashed lines indicate interactions of strength  $J_3$  and  $J_4$  respectively. At the spatially isotropic limit  $J_4 = J_3$ .

The transition from the triangular-lattice like structure to the spatially isotropic icosahedron is accomplished by introducing the coupling to the two spatial-inversion related additional spins (Fig. 10). The Hamiltonian is (compare with the AHM in a field in Ref. [30]):

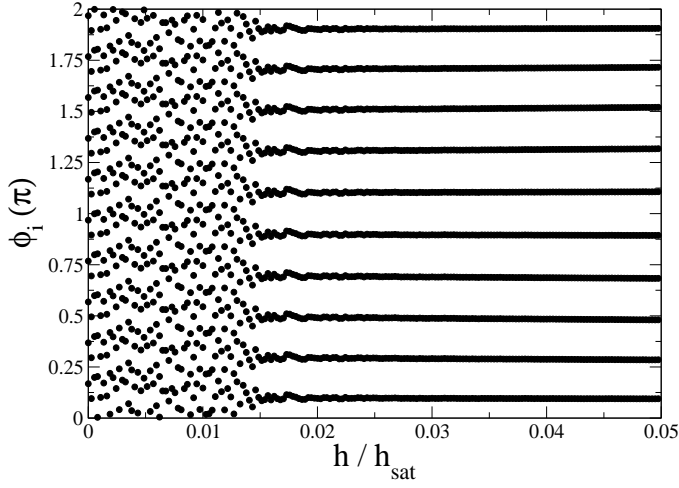


FIG. 8: Low-field ground-state polar angles of Hamiltonian

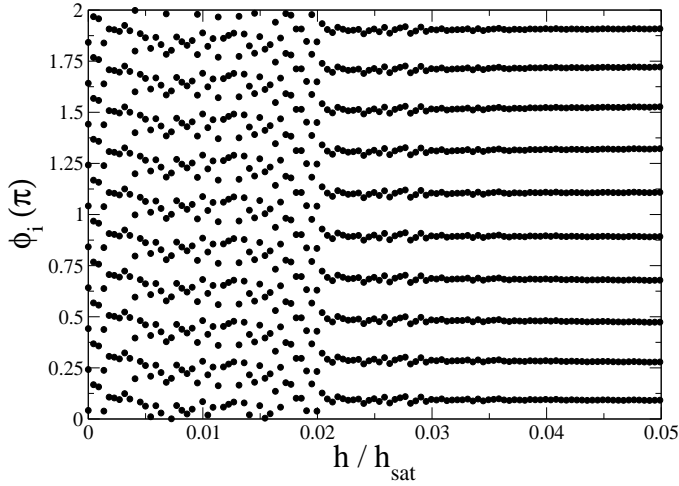


FIG. 9: Low-field ground-state polar angles of Hamiltonian (2) for the 10-site cluster and  $\omega_{3,4} = \frac{\pi}{4}$ .

$$H = J_1 \sum_{\langle ij \rangle, i, j \neq 1, 11} (s_i^x s_j^x + s_i^y s_j^y) + J_2 \vec{s}_1 \cdot (\vec{s}_2 + \vec{s}_3 + \vec{s}_4 + \vec{s}_5 + \vec{s}_8) + J_2 \vec{s}_{11} \cdot (\vec{s}_6 + \vec{s}_7 + \vec{s}_9 + \vec{s}_{10} + \vec{s}_{12}) - h \sum_{i=1}^N s_i^x \quad (3)$$

$J_1$  is the exchange interaction between spins in the 10-site cluster, and  $J_2$  the interaction between these spins and the spatial-inversion related additional spins. The exchange interactions are here parametrized as  $J_1 = \cos \omega_{1,2}$  and  $J' = \sin \omega_{1,2}$ , with  $0 \leq \omega_{1,2} \leq \frac{\pi}{4}$ . For  $\omega_{1,2} = 0$  the two spins are disconnected from the rest of the cluster and interact only with the magnetic field,

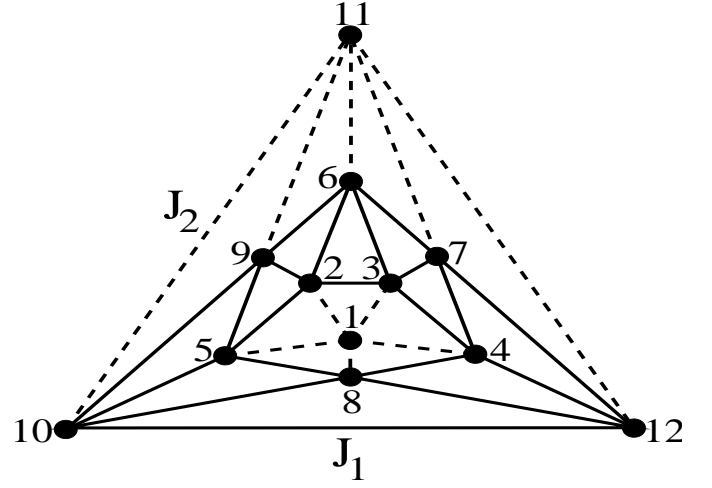


FIG. 10: A projection of the icosahedron on a plane. The circles are classical spins of unit magnitude and each interacts with its five nearest neighbors as shown by the connecting lines. The solid and dashed lines indicate interactions of strength  $J_1$  and  $J_2$  respectively. At the spatially isotropic limit  $J_2 = J_1$ .

while  $\omega_{1,2} = \frac{\pi}{4}$  corresponds to the spatially isotropic limit of the icosahedron and Hamiltonian (1).

Switching on the  $J_2$  interaction results in the degenerate ground state window moving toward higher magnetic fields. This is shown in Figs 11 and 12 that plot the ground-state polar angles for  $\omega_{1,2} = \frac{\pi}{10}$  and  $\frac{\pi}{5}$ . The relative strength of the triangular-type coupling increases at the expense of the pentagon-type one for higher  $\omega_{1,2}$ . For the spatially isotropic coupling  $\omega_{1,2} = \frac{\pi}{4}$  the degenerate

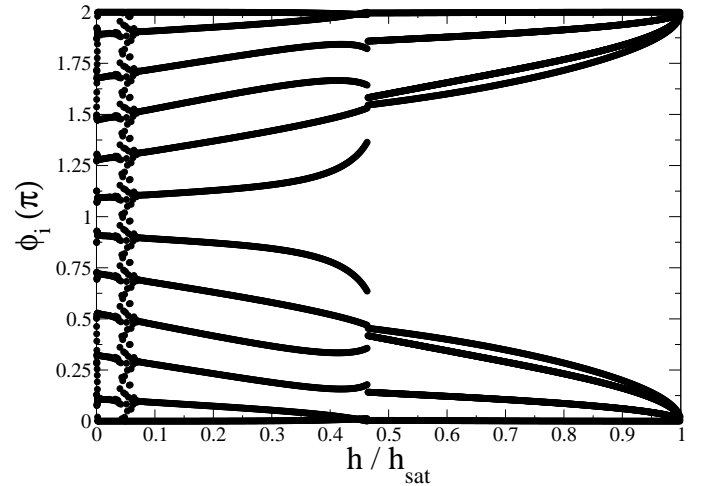


FIG. 11: Ground-state polar angles of Hamiltonian (3) for the icosahedron and  $\omega_{1,2} = \frac{\pi}{10}$ .

The four-unit configuration of the ground state of

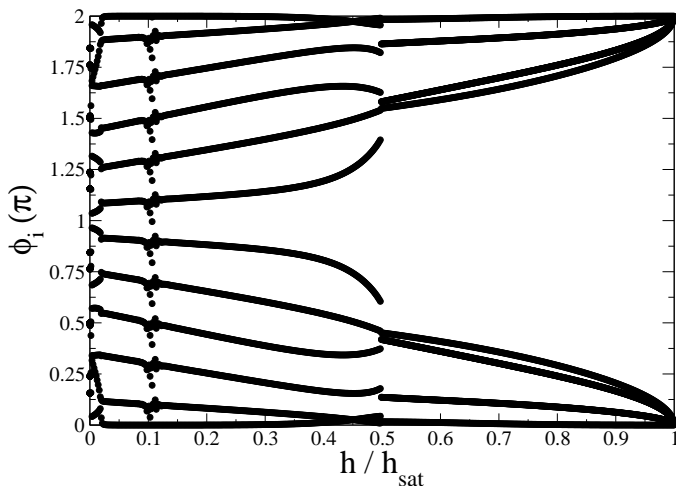


FIG. 12: Ground-state polar angles of Hamiltonian (3) for the icosahedron and  $\omega_{1,2} = \frac{\pi}{5}$ .

Hamiltonian (1) ceases to exist for  $\frac{h}{h_{sat}} = 0.4303390$ , with the lowest-energy configuration the one of Fig. 3. Figure 13 shows the higher-symmetry ground state for higher magnetic fields, entering with the second magnetization discontinuity (Fig. 2 and Table I). It is described by two unique polar angles and its functional form leads to the calculation of the saturation field  $h_{sat} = (5 + \sqrt{5})J$  (App. C).

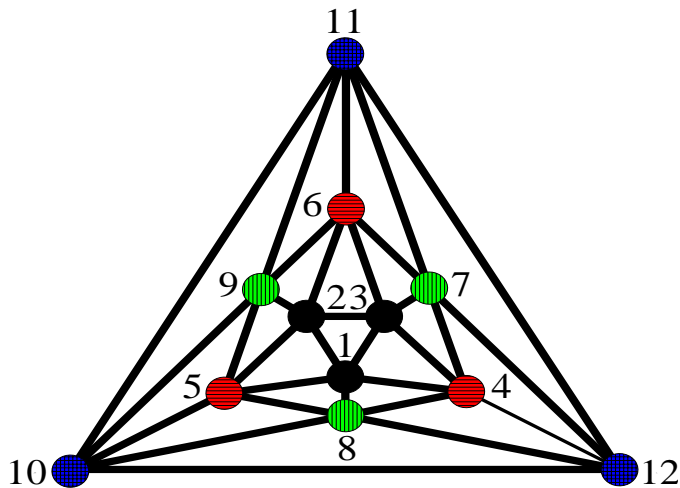


FIG. 13: Polar-angle configuration of the ground state of Hamiltonian (1) above the second magnetization discontinuity for the icosahedron. Circles with the same pattern (and color) correspond to the same polar angle. The polar angles of spins 1 and 10 add up to  $2\pi$ . The polar angles of spins 4 and 7 add up to  $2\pi$ .

#### IV. CONNECTIVITY AND MAGNETIC RESPONSE

The AHM in a field on the icosahedron has been shown to have a ground-state magnetization discontinuity that originates from the two extra spins, related by spatial inversion, being connected to the rest of the icosahedron, which resembles the triangular-lattice structure (Fig. 10) [30]. The latter does not have any discontinuities itself. An infinitesimal coupling with the two extra spins suffices for the appearance of the discontinuity, which persists all the way up to the isotropic spatial interactions limit.

To investigate the role of connectivity in the appearance of the two magnetization discontinuities in the ground state of Hamiltonian (1) the same spatial decomposition of the icosahedron in two parts is applied, which leads to Hamiltonian (3) (Fig. 10). Figure 14 plots the magnetic field values for which magnetization discontinuities occur in the ground state of Hamiltonian (3) as a function of  $\omega_{1,2}$ . As in the case of the AHM, an infinitesimal coupling generates low-field discontinuities and eventually one of them develops into the low-field discontinuity of Hamiltonian (1) at the icosahedron limit, with the other disappearing exactly at that limit. However, unlike the antiferromagnetic Heisenberg model, the higher-field discontinuity is already present at  $\omega_{1,2} = 0$  and does not

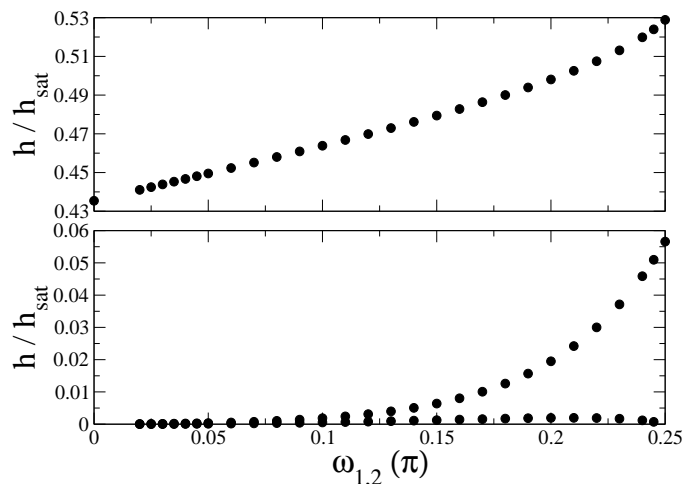


FIG. 14: Magnetic field over its saturation value  $\frac{h}{h_{sat}}$  for which magnetization discontinuities occur in the ground state of Hamiltonian (3) as a function of  $\omega_{1,2}$ .

To trace the origin of the higher-field discontinuity the triangular-lattice like structure is further analyzed to three isolated triangles with intratriangle interactions  $J_5$  and intertriangle interactions  $J_6$ , according to Fig. 15. The exchange interactions are parametrized as  $J_5 = \cos\omega_{5,6}$  and  $J_6 = \sin\omega_{5,6}$ , with  $0 \leq \omega_{5,6} \leq \frac{\pi}{4}$ . The Hamiltonian is given by Eq. (2), with  $J_3$  and  $J_4$  replaced by  $J_5$  and  $J_6$  respectively. In Fig. 16 two magnetization

discontinuities develop for an infinitesimal coupling that eventually merge and result in the single jump that occurs when the two exchange interactions are equal. On the other hand, the two emerging susceptibility discontinuities disappear at the spatially isotropic coupling limit.

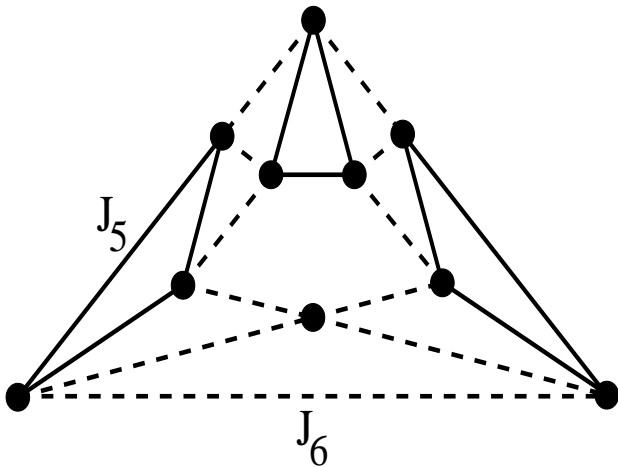


FIG. 15: Projection on a plane of the closed triangular strip consisting of three isolated triangles and an extra spin. The circles are classical spins of unit magnitude and each interacts with its four nearest neighbors as shown by the connecting lines. The solid and dashed lines indicate interactions of strength  $J_5$  and  $J_6$  respectively. At the spatially isotropic limit  $J_6 = J_5$ .

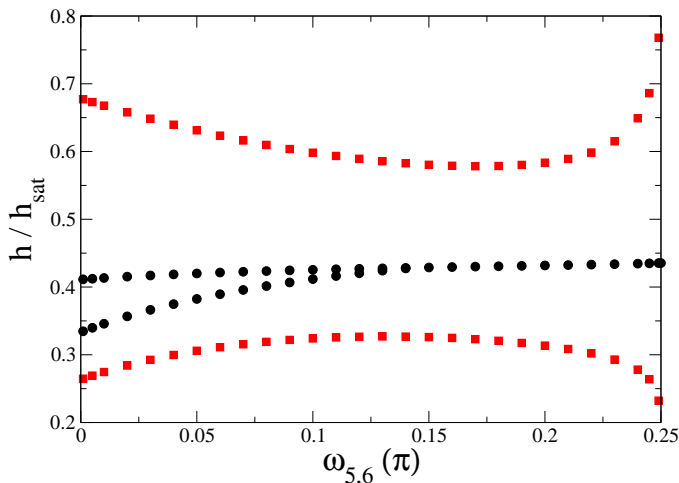


FIG. 16: Magnetic field over its saturation value  $\frac{h}{h_{\text{sat}}}$  for which magnetization discontinuities occur in the ground state of Hamiltonian (2) with  $J_3$  and  $J_4$  replaced by  $J_5$  and  $J_6$  respectively, as a function of  $\omega_{5,6}$ .

## V. CONCLUSIONS

In this paper two-dimensional classical spins mounted on the vertices of the icosahedron that interact according to the AXXM were considered. The frustration associated with the connectivity of the icosahedron is shown to lead to two magnetization discontinuities. The first discontinuity brings about a ground state where two spins related by spatial inversion are aligned with the field, while the rest arrange themselves so that two pentagons form well-defined magnetization units in energy and spin. The pentagon configurations are achieved with different configurations of the individual spins, leading to ground-state degeneracy for a wide field range. Ground-state degeneracies of this type have been linked with classical spin liquids. The degeneracy is traced to the interpentagon interactions in the molecule, which introduce the triangle as a structural unit. The two magnetization discontinuities originate from the coupling of isolated triangles and then the addition of the two spins related by spatial inversion to the rest of the icosahedron.

## VI. ACKNOWLEDGMENT

I have been very fortunate to have met Prof. Richter, a leading theorist in frustrated magnetism, in many conferences. I very fondly remember the discussions I had with him and his enthusiasm about science. He will continue to be a source of inspiration.

### Appendix A: $h = J$

At  $h = J$  the energy functional is (the angle  $\omega$  ranges continuously from 0 to  $\frac{\pi}{5}$ ):

$$\begin{aligned}
 E = & 10J \left( \cos \frac{3\pi}{5} + \cos \frac{4\pi}{5} \right) + (J - h) \left[ \cos \omega + \right. \\
 & \cos \left( \frac{\pi}{5} + \omega \right) + \cos \left( \frac{2\pi}{5} + \omega \right) + \cos \left( \frac{3\pi}{5} + \omega \right) + \\
 & \cos \left( \frac{4\pi}{5} + \omega \right) + \cos(\pi + \omega) + \cos \left( \frac{6\pi}{5} + \omega \right) + \\
 & \left. \cos \left( \frac{7\pi}{5} + \omega \right) + \cos \left( \frac{8\pi}{5} + \omega \right) + \cos \left( \frac{9\pi}{5} + \omega \right) \right] - \\
 & 2h
 \end{aligned} \tag{A1}$$

This eventually leads to:

$$E = -5\sqrt{5}J - 2h \tag{A2}$$

### Appendix B: XX model in a magnetic field on a triangle

The ground state of Hamiltonian (1) on a triangle has energy  $-\frac{3+h^2}{2}$ . The total magnetization along the field



$M^x = h$ , while perpendicular to the field the total magnetization  $M^y = 0$ . The angles the three spins form with the magnetic field,  $\phi_1$ ,  $\phi_2$ , and  $\phi_3$ , satisfy the equations

$$\begin{aligned} \cos(\phi_1 - \phi_2) - h(\cos\phi_1 + \cos\phi_2) &= -\frac{1+h^2}{2} \\ \cos\phi_1 + \cos\phi_2 + \cos\phi_3 &= h \\ \sin\phi_1 + \sin\phi_2 + \sin\phi_3 &= 0 \end{aligned} \quad (\text{B1})$$

For a specific value of  $h$  these conditions are satisfied for a degenerate manifold of the three angles.

### Appendix C: Saturation Field

In the high-field ground state of Hamiltonian (1) for the icosahedron (Fig. 13) there are four distinct nearest-neighbor correlations. The energy functional is:

$$\begin{aligned} \frac{E}{6} - J &= J[2\cos(\phi_1 - \phi_2) + \cos(\phi_1 + \phi_2) + \cos(2\phi_2)] - \\ &\quad h(\cos\phi_1 + \cos\phi_2) \end{aligned} \quad (\text{C1})$$

Close to saturation  $\phi_1 \rightarrow 0$  and  $\phi_2 \rightarrow 0$  and a small angle expansion up to second order gives:

$$\begin{aligned} \frac{E}{6} - J &\approx J\left\{2\left[1 - \frac{(\phi_1 - \phi_2)^2}{2}\right] + 1 - \frac{(\phi_1 + \phi_2)^2}{2} + 1 - \right. \\ &\quad \left. \frac{(2\phi_2)^2}{2}\right\} - h\left(1 - \frac{\phi_1^2}{2} + 1 - \frac{\phi_2^2}{2}\right) \end{aligned} \quad (\text{C2})$$

This eventually leads to:

$$\begin{aligned} \frac{E}{6} - 5J + 2h &\approx -\frac{1}{2}(3J - h)\phi_1^2 - \frac{1}{2}(7J - h)\phi_2^2 + \\ &\quad J\phi_1\phi_2 \end{aligned} \quad (\text{C3})$$

The partial derivatives with respect to  $\phi_1$  and  $\phi_2$  are:

$$\begin{aligned} \frac{\partial(\frac{E}{6} - 5J + 2h)}{\partial\phi_1} &\approx -(3J - h)\phi_1 + J\phi_2 \\ \frac{\partial(\frac{E}{6} - 5J + 2h)}{\partial\phi_2} &\approx -(7J - h)\phi_2 + J\phi_1 \end{aligned} \quad (\text{C4})$$

The minimum is achieved when the partial derivatives equal zero, leading to the equation:

$$h^2 - 10Jh + 20J^2 = 0 \quad (\text{C5})$$

from which the saturation field  $h_{\text{sat}} = (5 + \sqrt{5})J$ .

- 
- [1] A. Auerbach, *Interacting Electrons and Quantum Magnetism* (Springer Verlag, New York, 1998), ISBN 978-0-387-94286-5.
  - [2] P. Fazekas, *Lecture Notes on Electron Correlation and Magnetism* (World Scientific, Singapore, 1999), ISBN 978-981-02-2474-5.
  - [3] E. Manousakis, *Rev. Mod. Phys.* **63**, 1 (1991).
  - [4] C. Lhuillier and G. Misguich, in *High Magnetic Fields Applications in Condensed Matter Physics and Spectroscopy, Lecture Notes in Physics (Springer Series) Vol. 595*, edited by C. Berthier, L. P. Levy, and G. Martinez (Springer, New York 2001).
  - [5] G. Misguich and C. Lhuillier, in *Frustrated Spin Systems*, edited by H. T. Diep (World Scientific, Singapore, 2003).
  - [6] A. P. Ramirez, *MRS Bull.* **30**, 447 (2005).
  - [7] J. Schnack, *Dalton Trans.* **39**, 4677 (2010).
  - [8] N. P. Konstantinidis, *SciPost Phys. Core* **6**, 042 (2023).
  - [9] D. Coffey and S. A. Trugman, *Phys. Rev. Lett.* **69**, 176 (1992).
  - [10] N. P. Konstantinidis, *Phys. Rev. B* **72**, 064453 (2005).
  - [11] N. P. Konstantinidis, *Phys. Rev. B* **76**, 104434 (2007).
  - [12] N. P. Konstantinidis, *J. Phys.: Condens. Matter* **28**, 016001 (2016).
  - [13] N. P. Konstantinidis, *SciPost Phys.* **15**, 037 (2023).
  - [14] N. P. Konstantinidis, *J. Magn. Magn. Mater.* **627**, 173061 (2025).
  - [15] N. P. Konstantinidis, *J. Phys.: Condens. Matter* **29**, 215803 (2017).
  - [16] N. P. Konstantinidis (2022), cond-mat/2207.11077.
  - [17] N. P. Konstantinidis, *J. Phys.: Condens. Matter* **33**, 325801 (2021).
  - [18] J. Schulenburg, A. Honecker, J. Schnack, J. Richter, and H.-J. Schmidt, *Phys. Rev. Lett.* **88**, 167207 (2002).
  - [19] J. Richter, J. Schulenburg, A. Honecker, J. Schnack, and H.-J. Schmidt, *J. Phys.: Condens. Matter* **16**, 779 (2004).
  - [20] J. Schnack, H.-J. Schmidt, A. Honecker, J. Schulenburg, and J. Richter, *J. Phys. Confer. Ser.* **51**, 43 (2006).
  - [21] H. Nakano and T. Sakai, *J. Phys. Soc. Jpn.* **82**, 083709 (2013).
  - [22] H. Nakano, M. Isoda, and T. Sakai, *J. Phys. Soc. Jpn.* **83**, 053702 (2014).
  - [23] H. Nakano, T. Sakai, and Y. Hasegawa, *J. Phys. Soc. Jpn.* **83**, 084709 (2014).
  - [24] R. Furuchi, H. Nakano, N. Todoroki, and T. Sakai, *J. Phys. Commun.* **5**, 125008 (2021).
  - [25] R. Furuchi, H. Nakano, and T. Sakai, *JPS Conf. Proc.* **38**, 011167 (2023).
  - [26] H.-J. Schmidt and J. Richter, *J. Phys. A: Math. Theor.* **57**, 185001 (2024).
  - [27] J. Richter, H.-J. Schmidt, and J. Schnack, *J. Phys.: Con-*



- dens. Matter **37**, 015804 (2025).
- [28] Plato, *Timaeus*.
  - [29] C. Schröder, H.-J. Schmidt, J. Schnack, and M. Luban, Phys. Rev. Lett. **94**, 207203 (2005).
  - [30] N. P. Konstantinidis, J. Phys.: Condens. Matter **27**, 076001 (2015).
  - [31] D. Vaknin and F. Demmel, Phys. Rev. B (R) **89**, 180411 (2014).
  - [32] L. Engelhardt, F. Demmel, M. Luban, G. A. Timco, F. Tuna, and R. E. P. Winpenny, Phys. Rev. B **89**, 214415 (2014).
  - [33] A. Hucht, S. Sahoo, S. Sil, and P. Entel, Phys. Rev. B **84**, 104438 (2011).
  - [34] S. Sahoo and S. Ramasesha, Int. J. Quantum Chem. **112**, 1041 (2012).
  - [35] J. Strečka, K. Karlová, and T. Madaras, Physica B **466-67**, 76 (2015).
  - [36] K. Karlová, J. Strečka, and T. Madaras, Physica B **488**, 49 (2016).
  - [37] K. Karlová, J. Strečka, and J. Richter, J. Phys.: Condens. Matter **29**, 125802 (2017).
  - [38] N. P. Konstantinidis, J. Phys.: Condens. Matter **28**, 456003 (2016).
  - [39] S. Suzuki, A. Ishikawa, T. Yamada, T. Sugimoto, A. Sakurai, and R. Tamura, Mater. Trans. **62**, 298 (2021).
  - [40] R. Eto, M. Mochizuki, and S. Watanabe, Phys. Rev. B **112**, L020405 (2025).
  - [41] S. Watanabe, T. Yamada, H. Takakura, and N. Fujita, Phys. Rev. Research **7**, 043113 (2025).
  - [42] J. T. Chalker, in *Spin Liquids and Frustrated Magnetism, in Topological Aspects of Condensed Matter Physics: Lecture Notes of the Les Houches Summer School: Volume 103, August 2014* (Oxford University Press, 2017).
  - [43] S. Capponi, Comptes Rendus. Physique **26**, 91 (2025).
  - [44] N. P. Konstantinidis (2025), cond-mat/2505.09934.
  - [45] S. L. Altmann and P. Herzig, *Point-Group Theory Tables* (Oxford University Press, London, 1994), ISBN 978-0198552260.
  - [46] H.-J. Schmidt and M. Luban, J. Phys. A: Math. and Gen. **36**, 6351 (2003).